



Universidad Nacional Mayor de San Marcos

Universidad del Perú. Decana de América

Facultad de Ciencias Físicas

Escuela Académico Profesional de Ingeniería Mecánica de Fluidos

Modelamiento hidráulico del sistema de alcantarillado primario del distrito de Puente Piedra, Carabayllo y San Martín de Porres

MONOGRAFÍA TÉCNICA

Para optar el Título Profesional de Ingeniero Mecánico de Fluidos

AUTOR

Joel Jhonny LÁZARO ANAYA

ASESOR

Douglas Donal SARANGO JULCA

Lima, Perú

2016



Reconocimiento - No Comercial - Compartir Igual - Sin restricciones adicionales

<https://creativecommons.org/licenses/by-nc-sa/4.0/>

Usted puede distribuir, remezclar, retocar, y crear a partir del documento original de modo no comercial, siempre y cuando se dé crédito al autor del documento y se licencien las nuevas creaciones bajo las mismas condiciones. No se permite aplicar términos legales o medidas tecnológicas que restrinjan legalmente a otros a hacer cualquier cosa que permita esta licencia.

Referencia bibliográfica

Lázaro, J. (2016). *Modelamiento hidráulico del sistema de alcantarillado primario del distrito de Puente Piedra, Carabayllo y San Martín de Porres*. [Monografía técnica de pregrado, Universidad Nacional Mayor de San Marcos, Facultad de Ciencias Físicas, Escuela Académico Profesional de Ingeniería Mecánica de Fluidos]. Repositorio institucional Cybertesis UNMSM.

753



UNIVERSIDAD NACIONAL MAYOR DE SAN MARCOS

(Universidad del Perú, Decana de América)

FACULTAD DE CIENCIAS FÍSICAS

ESCUELA ACADEMICO PROFESIONAL DE INGENIERIA MECANICA DE FLUIDOS

ACTA DE SUSTENTACIÓN DE MONOGRAFÍA TÉCNICA PARA OPTAR EL TÍTULO PROFESIONAL DE INGENIERO MECANICO DE FLUIDOS POR LA MODALIDAD M3, SUFICIENCIA PROFESIONAL

105
3 rep/s

Siendo las 18:00 horas del día sábado 11 de junio de 2016 en el Aula 205 de la Escuela Académico Profesional de Ingeniería Mecánica de Fluidos, bajo la presidencia del Ing. GUIDO AMÉRICO ROZAS OLIVERA y con la asistencia del Ing. REUTER ALIAGA DÍAZ y del Ing. ALEJANDRO FLORES TALAVERA, miembros del Jurado Examinador de Monografía Técnica, de conformidad con la Resolución Rectoral N° 01934-R-02 que aprueba las diferentes modalidades de titulación profesional, se dio inicio a la Sesión Pública de Sustentación de Monografía Técnica en la que el Bachiller JOEL JHONNY LAZARO ANAYA puso a consideración del Jurado Examinador su trabajo de Monografía Técnica como parte de los requisitos para optar el Título Profesional de Ingeniero Mecánico de Fluidos por la Modalidad M3, Suficiencia Profesional.

El Presidente del Jurado Examinador dio lectura del Resumen del Expediente e invitó al Bachiller JOEL JHONNY LAZARO ANAYA, a realizar la exposición de su trabajo titulado "MODELAMIENTO HIDRÁULICO DEL SISTEMA DE ALCANTARILLADO PRIMARIO DEL DISTRITO DE PUENTE PIEDRA, CARABAYLLO Y SAN MARTIN DE PORRES" durante un tiempo de 30 minutos.


Concluida la exposición del candidato, y luego de las preguntas de rigor de parte del Jurado Examinador, el Presidente invitó al Bachiller a abandonar momentáneamente la sala de sesión para dar paso a la deliberación y calificación correspondiente. Se procedió a promediar la nota final obtenida en los cursos del Ciclo de Actualización Profesional (CAP), y el resultado se promedió a su vez con la nota de sustentación de la monografía para hallar el promedio final.

Al término de la deliberación del jurado, se invitó al candidato a regresar a la sala de sesión para dar lectura a la calificación final obtenida, la misma que fue:

..... Quince 15

El Presidente del Jurado Examinador, Ing. GUIDO AMÉRICO ROZAS OLIVERA, a nombre de la Nación y de la Universidad Nacional Mayor de San Marcos, declaró al Bachiller JOEL JHONNY LAZARO ANAYA Ingeniero Mecánico de Fluidos.

Siendo las 19 horas del mismo día, se levantó la sesión.


Ing. GUIDO AMÉRICO ROZAS OLIVERA
Presidente de Jurado Examinador


Ing. REUTER ALIAGA DÍAZ
Miembro de Jurado Examinador


Ing. ALEJANDRO FLORES TALAVERA
Miembro de Jurado Examinador

INDICE

Capítulo 1	INTRODUCCIÓN	5
Capítulo 2	OBJETIVOS	7
2.1	Objetivo General	7
2.2	Objetivos Específicos	7
Capítulo 3	MARCO TEÓRICO	8
3.1	Sistema de Alcantarillado	8
3.2.	Componente de un sistema de alcantarillado sanitario	8
3.3.	Conceptos fundamentales	9
3.3.1.	Caudal de diseño	9
3.3.2.	Diámetro mínimo	9
3.3.3.	Material de la tubería	9
3.3.4.	Coefficiente de rugosidad de manning	10
3.3.5.	Máximo tirantes en colectores proyectados	10
3.3.6.	Tensión Tractiva	10
3.3.7.	Velocidades mín. y máx. para el sistema de alcantarillado	10
3.3.8.	Trazado de redes primarias	10
3.3.9.	Flujo Uniforme	11
3.3.10.	Flujo Uniformemente Variado	11
3.3.11.	Tirante crítico	13
3.4.	Criterios y Premisas de cálculo	14
3.4.1.	Criterio de Fuerza Tráctiva	14
3.4.2.	Criterio de Velocidad Mínima de Arrastre	14
3.5.	Demanda del Sistema de Alcantarillado	16
3.5.1.	Población	16
3.5.2.	Determinación tasa de crecimiento	16
3.5.3.	Variaciones de consumo	17
3.5.4.	Caudales de contribución al alcantarillado	17
3.6.	Modelo SewerCAD V8.i	17
3.7.	Metodología de Calibración	18
Capítulo 4	METODOLOGÍA DESARROLLADA	19
4.1.	Área de Aplicación	19
4.1.1.	Ubicación	19
4.1.2.	Área de influencia	19
4.1.3.	Área de estudio	20
4.1.4.	Sistema de Recolección Primaria	21
4.2.	Proceso Metodológico	24
4.2.1.	Propósito	24

4.2.2.	Alcances	24
4.2.3.	Plan de Trabajo	25
	a) Introducción	25
	b) Descripción de las actividades comprendidas en cada etapa	25
	b.1- Identificar, verificar y definir el esquema	25
	b.2- Análisis de la demanda	26
	b.3- Desarrollo del modelo hidráulico sin calibrar	26
	b.4- Calibración	26
	b.5- Comparación de los resultados obtenidos	27
	b.6- Modelamiento hidráulico del sistema existente en escenarios	27
	b.7- Actividades del Balance Hidráulico Oferta - Demanda	27
4.2.4.	Metodología para el modelamiento hidráulico	27
4.2.5.	Metodología de calibración (monitoreo de caudales)	30
Capítulo 5	RESULTADOS Y DISCUSIÓN	33
5.1.	Definición del Horizonte de evaluación	33
5.2.	Análisis de la demanda	33
5.2.1.	Población	33
5.2.2.	Determinación de la tasa de crecimiento poblacional	34
5.2.3.	Densidad poblacional	39
5.2.4.	Consumos	39
5.2.5.	Cobertura del servicio	44
5.3.	Cálculo de la demanda por cada área de drenaje	45
5.5.	Resultado del Modelamiento Hidráulico	50
5.5.1	Resultados del modelamiento hidráulico con modelo SerwerCAD V8i para el escenario base año 2015	50
5.5.2.	Cálculos de los resultados obtenidos el modelamiento hidráulico para el escenario base año 2015	51
5.5.3.	Resultado gráfico del colector Puente Piedra Qmax (año 2015)	64
5.5.4.	Identificación de los tramos críticos del colector Puente Piedra existente	65
5.6.	Resultados de la campaña de aforo	69
5.6.1	Trabajos de monitoreo: aforo de aguas residuales en el Colector existente Puente Piedra	69
5.6.2	Resultados de aforo de los colectores primarios según punto de muestreo (información de tirantes) Punto N° 01	73
5.6.3	Resumen de los cálculos obtenidos para todos los puntos de aforo (aforos)	84
5.6.4	Resultado de campo de los puntos de monitoreo de las aguas residuales de colectores	87
5.7.	Comparación de resultados del modelo vs los resultados de aforo	91
5.8.	Resultado del modelamiento hidráulico para el colector Puente Piedra para el año 2023	93
5.9.	Discusión de resultados	99

5.9.1	De la comparación de los resultados del modelo con los resultados de aforos realizados	99
5.9.2	De los aforos realizados en los diversos puntos del colector Puente Piedra existente	99
	CONCLUSIONES	101
	RECOMENDACIONES	102
	BIBLIOGRAFÍA	103
	ANEXOS	104

Capítulo 1

INTRODUCCIÓN

En la actualidad y en vista del crecimiento desmesurado de la población, hacen que consuman el líquido vital agua potable, por ende descargar sus aguas residuales a los sistemas de alcantarillado secundario y posterior a los colectores primarios.

Debido al gran incremento de la demanda de la zona norte de Lima, se ha visto afectado la capacidad de conducción del colector primario denominado Puente Piedra, dicho colector en la actualidad está constituido por diversas áreas de drenaje que conforman los distritos de Puente Piedra, parte Carabaylo y parte de San Martín de Porres y si a eso le sumamos los consumos de los proyectos inmobiliarios, proyectos de vivienda del estado, ha causado que el colector Puente Piedra, sea considerado uno de los temas críticos, toda vez que a la fecha se está restringiendo la dotación de agua potable por dos horas diarias en ciertas zonas del área de drenaje, causando malestar entre la población al no tener un óptimo sistema de alcantarillado primario.

En el año 1998 se suscribió el Contrato de obra N° 102-98-CW-31700/BIRF-SEDAPAL para la ejecución de la obra "Rehabilitación de los sistemas de agua potable y alcantarillado de Lima y Callao. Esquema de alcantarillado del distrito de Puente Piedra", entre SEDAPAL con Meyer & John - Arsa Asociados, el proyecto de rehabilitación en mención, se ejecutó y construyó el colector Puente Piedra, el cual tiene a la fecha una antigüedad aproximada de 14 años desde su puesta en operación, y fue diseñado para una capacidad máxima 960 lps, mediante el cual descarga sus aguas residuales a la Planta de Tratamiento de Aguas Residuales Puente Piedra, cuya capacidad de diseño (caudal promedio) para tratamiento es 422 lps, aunque a la fecha se registran caudales máximos que superan los 1000 lps.

El colector existente Puente Piedra ya superó su periodo óptimo de diseño en algunos tramos, esto es debido a que el incremento de caudal radica básicamente en el desarrollo y ejecución de grandes proyectos inmobiliarios o complejos habitacionales (obras ejecutadas por sector privado) así como ejecución de redes autofinanciadas, que han incrementado la densidad poblacional de la zona, crecimiento de zonas de expansión, cuyas descargas de aguas residuales es dirigida al colector primario Puente Piedra existente.

Del mismo modo, el crecimiento industrial en la zona de cobertura, ha demandado grandes volúmenes de agua, que han sido cubiertos con la perforación de pozos, para abastecerse de agua en sus procesos, cuyas aguas residuales incrementan en forma significativa el caudal afluente en el colector por antes mencionado.

Estos dos últimos aspectos, han sido causas principales del incremento del caudal afluente al colector primario Puente Piedra, lo que ha acortado su capacidad de diseño proyectado para 20 años, tal es así que a la fecha el colector genera un problema grave de contaminación ambiental debido a:

- La falta de capacidad del colector primario existente que genera desbordes de agua residual en las vías y viviendas; Asimismo, debido al incremento de la demanda del agua residual el actual colector opera en ciertos tramos a su máxima capacidad de conducción, por lo que puede ocasionar (de no ejecutar medidas correctivas) colapsos de las tuberías, aniegos, represamientos, asentamientos, etc., conllevando a un gran impacto ambiental a la sociedad.

Esta problemática también ha conllevado a la no ejecución de diversos proyectos y/u obras de agua potable y alcantarillado aledaños a la zona; Asimismo, al abastecimiento de agua potable restringida (02 horas diarias) de diversos esquemas comprendidos en la zona, debido a la falta de capacidad.

Así también, el colector Puente Piedra, es la principal tubería de alcantarillado primario que recolecta en la actualidad las aguas servidas de los distritos de Puente Piedra, parte de Carabaylo, parte de San Martín de Porres, y ante la situación de la falta de capacidad de conducción, no se está otorgando en la actualidad las factibilidades de servicios a las poblaciones y/o urbanizaciones que con financiamiento propio han ejecutado sus obras de agua potable y alcantarillado.

Capítulo 2

OBJETIVOS

2.1. OBJETIVO GENERAL

Modelamiento hidráulico del Sistema de Alcantarillado Primario del Distrito de Puente Piedra, Carabaylo y San Martín de Porres.

2.2. OBJETIVOS ESPECIFICOS

- Analizar el comportamiento hidráulico de las redes de recolección primarias del área de drenaje del colector Puente Piedra
- Identificar los tramos del colector Puente Piedra que operan a su máxima capacidad de diseño e identificación de tramos críticos, buzones de posibles aniegos.

Capítulo 3

MARCO TEÓRICO

3.1. SISTEMA DE ALCANTARILLADO

La planeación del desarrollo de los asentamientos humanos lleva consigo el planeamiento de servicios básicos de acueductos, alcantarillados, disposición de basuras, aseo, teléfono, electrificación, etc. Los sistemas para evacuar tanto las aguas residuales y las aguas lluvias son redes de colectores, conectado por pozos de inspección que se instalan en excavaciones a determinada profundidad en las vías públicas. Estas aguas están compuestas por contribución de las aguas de uso doméstico, industrial, comercial e institucional, lo cual hace que en su cuantificación se incluyan consideraciones pertinentes a los caudales de diseño del sistema de acueducto. Los sistemas de alcantarillado no remediaba completamente los problemas ambientales y de salud asociados a una alta densidad de población, el caudal transportado por el sistema de alcantarillado tiene su disposición final (Planta de Tratamiento de Aguas Residuales), en el cual son tratadas con diversos procesos (lodos activados, SBR, lagunas de oxidación), a fin que el agua residual tratada sea transportada hacia el cuerpo receptor bajo condiciones establecidas en el RNE.

3.2. COMPONENTE DE UN SISTEMA DE RED DE ALCANTARILLADO

Los componentes de un sistema de alcantarillado son:

- **Colectores terciarios:** Son tuberías de pequeño diámetro (150 a 250 mm de diámetro interno, que pueden estar colocados debajo de las veredas, a los cuales se conectan las acometidas domiciliarias.
- **Colectores secundarios:** Son las tuberías que recogen las aguas de los terciarios y los conducen a los colectores principales. Se sitúan enterradas, en las vías públicas.
- **Colectores principales:** Son tuberías de gran diámetro (generalmente de diámetros mayores a 350 mm), situadas generalmente en las partes más bajas de las ciudades, y transportan las aguas servidas hacia una planta de tratamiento de aguas residuales, para así verter al cuerpo receptor.
- **Buzones de inspección:** Son cámaras verticales que permiten el acceso a los colectores, para facilitar su mantenimiento.
- **Buzones de monitoreo:** Cámaras especiales en la cual se realizan la recopilación de datos del agua residual (tirante, velocidad, toma de muestras para la calidad de aguas residuales, etc.).
- **Conexiones domiciliarias:** Son pequeñas cámaras, de hormigón, ladrillo o plástico que conectan el alcantarillado privado, interior a la propiedad, con el público, en las vías.
- **Estaciones de bombeo:** generalmente el sistema de alcantarillado es a través por pendiente es decir a gravedad, en aquellas habilitaciones y debido a la topografía del terreno y que se evidencie que no se puede considerar un sistema de descargas a gravedad, es muy frecuente considerar la instalación de estaciones de bombeo, para así trasladar el agua residual a una línea primaria.
- **Líneas de impulsión:** Tubería en presión que se inicia en una estación de bombeo y se concluye en otro colector o en la estación de tratamiento.

- **Planta de Tratamiento de Aguas Residuales:** existen varios tipos de estaciones de tratamiento, que por la calidad del agua a la salida de la misma se clasifican en: estaciones de tratamiento primario, secundario o terciario.
- **Disposición Final:** el vertido final del agua tratada puede ser: Llevada a un río o arroyo; Vertida al mar en proximidad de la costa; Vertida al mar mediante un emisario submarino, llevándola a varias centenas de metros de la costa o reutilizada para riego y otros menesteres apropiados.

3.3. CONCEPTOS FUNDAMENTALES

3.3.1. Caudales diseño:

El caudal considerado para el diseño de tuberías, debe ser cálculo en base al caudal máximo horario correspondiente a cada tramo.

3.3.2. Diámetro mínimo:

El diámetro mínimo nominal de tuberías principales que recolectan aguas residuales de ramales de colector, así como de las redes secundarias se considera un diámetro mínimo de 350 mm, diámetros mayores al indicado son denominados sistemas primarios.

3.3.3. Material de la tubería:

Los principales materiales de tuberías de alcantarillado se muestran en el cuadro N° 3.1.

Cuadro N° 3.1: Material de la tubería

MATERIAL	DIÁMETRO	PROFUNDIDAD DE INSTALACIÓN
PVC	De 200 mm a 355 mm	Hasta 7.00 m
HDPE Corrugado	De 200 mm a 355 mm	Mayor de 7.00 m
	Mayor a 355mm	Toda profundidad

Fuente: Reglamento de proyectos de SEDAPAL - 2010

3.3.4. Coefficiente de rugosidad – antigüedad:

Según el Reglamento de proyectos de SEDAPAL y El Reglamento Nacional de Edificaciones, el coeficiente de Manning "n" para las tuberías de PVC y Polietileno de alta densidad, el valor de diseño debe ser igual a 0.010 y 0.009 respectivamente (ver Cuadro N° 3.2.), sin importar el tiempo en operación o periodo de diseño. Sin embargo se ha tomado valores conservadores para tener en cuenta el incremento de la rugosidad que con el tiempo sufre el colector debido a las incrustaciones, sedimentos, atascos, etc. y la existencia de cámaras de inspección, alineaciones no rectas y cambios bruscos de dirección, lo que supone un incremento aproximado de la rugosidad de un 20% respecto a aguas limpias, tubo nuevo y alineación recta. Por lo que se emplearon las siguientes rugosidades.

Cuadro N° 3.2: Coeficiente de rugosidad

MATERIAL	N DEL FABRICANTE	N DE DISEÑO	
		Año 1	Mayor a Año 10
PVC	0.010	0.010	0.013
HDPE Corrugado	0.009	0.009	0.010

Fuente: Reglamento de proyectos de SEDAPAL 2010

3.3.5. Máximo tirante en colectores proyectados:

Uno de los principales parámetros para evaluar el correcto funcionamiento de las redes de alcantarillado será la verificación de la capacidad de conducción de las tuberías vs el tirante (demanda considerada par el nuevo colector a diseñarse en el horizonte de 20 años).

El tirante máximo admisible es de 75% (y/D) para el caudal máximo horario, donde "y" es el tirante del nivel de agua (desagüe), y "D" es el diámetro interno de la tubería de alcantarillado.

3.3.6. Tensión tractiva:

El valor mínimo que se recomienda para la Fuerza Tractiva es de 1 Pa para PVC. Para los tramos de arranque, se deberá verificar una Fuerza Tractiva mínima de 0.60 Pa., donde Pa es la Presión en unidades Pascal.

$$1 \text{ Pa} = \frac{\text{N}}{\text{m}^2} = \frac{\text{J}}{\text{m}^3} = \frac{\text{kg}}{\text{m} \cdot \text{s}^2}$$

3.3.7. Velocidad mínima de arrastre y velocidad máxima:

Velocidad mínima = 0.60 m/s
Velocidad máxima = 5.00 m/s

3.3.8. Trazado de las redes:

Para el trazado de redes se tendrá en cuenta los siguientes lineamientos establecidos en el Reglamento de proyectos de SEDAPAL y el Reglamento Nacional de Edificaciones:

- El trazado considerará los posibles cruces con interferencias de servicios como ser tuberías de alcantarillado proyectado y líneas de agua potable, u otras obras civiles enterradas.
- La ubicación de cámaras de inspección y limpieza (buzones y buzonetas) se proyectará, en cambios de diámetro, dirección y en empalmes de colectores.
- En los buzones en las que el desnivel entre la llegada y la salida de los colectores es mayor a 1.0 m, será necesario proyectar un buzón con caída especial.

- Cuando la tubería se sitúe por debajo de las calles, la mínima profundidad de recubrimiento de tubería (entre la clave superior del tubo y la rasante de la calle) será de 1.0 m, siempre que esto sea posible. Cuando el tubo se sitúe por vereda y/o en zonas rocosas, el recubrimiento mínimo de las tuberías será de 0.30 m.
- Se proyectarán buzonetas en zonas donde las vías son exclusivamente peatonales, y cuando por la profundidad no es posible un recubrimiento mínimo de 1.0 m sobre la clave del tubo, y sólo cuando el diámetro es igual o menor a 200 mm.
- La distancia entre cámaras de inspección y limpieza consecutivas está limitada por el alcance del equipo de limpieza. La separación máxima depende del diámetro de las tuberías.

Para tuberías de 200 mm de diámetro : 80 m
 Para tuberías de 250 mm a 300 mm de diámetro: 100 m

- Los diámetros internos de los buzones será de 1.20 m para tuberías de hasta DN 600, donde DN es el diámetro nominal del tubo que es un número que sirve para clasificar por medidas los elementos de tubería.

3.3.9. Flujo Uniforme

El flujo gradualmente variado es un fenómeno que se presenta cuando el tirante de un flujo a lo largo del canal con un gasto siempre constante.

Flujo uniforme Un flujo se considera uniforme cuando cualquier magnitud que se considere permanece invariante entre todas las secciones del conducto, para resolver estos flujos es la conocida como ecuación de Manning.

Esta ecuación relaciona la velocidad con un coeficiente que depende de la conducción (n), el radio hidráulico y la pendiente de la conducción.

3.3.10. Flujo Gradualmente variado

El flujo gradualmente variado, es un flujo permanente cuya profundidad varía de manera gradual a lo largo del canal. Se tendrán en cuenta las siguientes hipótesis:

1. La pérdida de altura en una sección es igual que la de un flujo uniforme con las mismas características de velocidad y radio hidráulico.
2. La pendiente del canal es pequeña (<10%). Esto quiere decir que la profundidad del flujo puede medirse verticalmente o perpendicularmente al fondo del canal y no se requiere hacer corrección por presión ni por arrastre del aire.
3. El canal es prismático.
4. Los coeficientes de distribución de la velocidad y el de rugosidad son constantes en el tramo considerado.

Partiendo de la ecuación de la energía y derivando respecto a X se obtiene que:

$$H = z + y + \frac{v^2}{2g}$$

$$\frac{dH}{dx} = \frac{dz}{dx} + \frac{d}{dx} \left(y + \frac{v^2}{2g} \right)$$

Usando la pendiente de la línea de energía:

$$-S_f = -S_0 + \frac{dE}{dx}$$

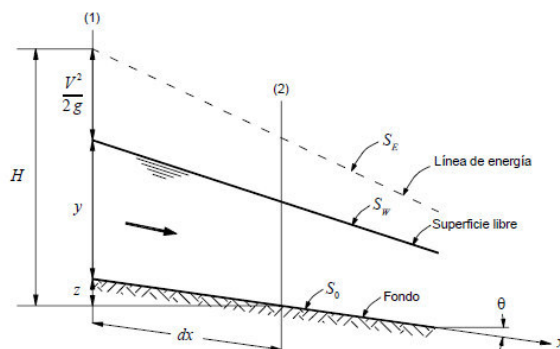
$$\frac{dE}{dx} = \frac{dE}{dy} \frac{dy}{dx}$$

De donde surge que:

$$\frac{dE}{dy} = 1 - F_r^2$$

Por lo cual, combinando las anteriores expresiones, es posible llegar a la ecuación general para flujo gradualmente variado (FGV):

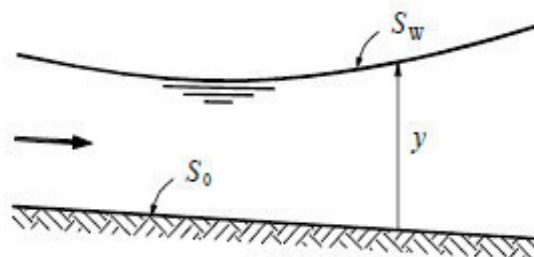
$$\frac{dy}{dx} = \frac{S_0 - S_f}{1 - F_r^2}$$



- Discusión del eje hidráulico

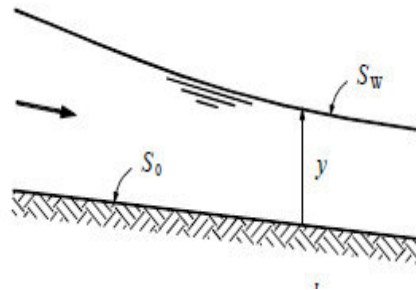
Donde el signo de $\frac{dy}{dx}$ en la ecuación del movimiento gradualmente variado nos da indicación sobre algunas características del eje hidráulico. Así:

Si, $\frac{dy}{dx} > 0$, Entonces el tirante (y) aumenta en la dirección de la corriente, la superficie libre se levanta.



La superficie libre se levanta $\frac{dy}{dx} > 0$

Si, $\frac{dy}{dx} < 0$, Entonces el tirante (y) disminuye en la dirección de la corriente, la superficie libre se descende.



La superficie libre desciende $\frac{dy}{dx} < 0$

Zonas:

En función a la posición relativa (magnitud) que tiene el tirante crítico Y_c el normal Y_n , así como el del movimiento gradualmente variado Y , se distinguen tres zonas:

Zona 1	$y > y_c$ $y > y_n$	El tirante del movimiento gradualmente variado y es mayor que el tirante crítico y también es mayor que el tirante normal.
Zona 2	$y_c < y < y_n$ $y_n < y < y_c$	El tirante del movimiento gradualmente variado y está comprendido entre el crítico y el normal.
Zona 3	$y < y_c$ $y < y_n$	El tirante del movimiento gradualmente variado y es menor que el tirante crítico y también es menor que el tirante normal.

3.3.11. Tirante Critico Y_c

Se entiende por profundidad crítica, en hidráulica, a la profundidad en la cual un determinado caudal transita por un canal con el mínimo de energía específica. Evidentemente, dado un caudal, la profundidad crítica, en el canal, tiene asociado en forma biunívoca una velocidad crítica, y una pendiente crítica.¹ El concepto de profundidad crítica, basado en la energía mínima fue introducido por Böss.²

Cuando la profundidad del flujo es mayor que la profundidad crítica, la velocidad será menor que la velocidad crítica, y el flujo se denomina subcrítico, o flujo lento. En un canal con flujo subcrítico las condiciones del mismo son comandadas desde aguas abajo.

Cuando la profundidad del flujo es menor que la profundidad crítica, la velocidad será mayor que la velocidad crítica, y el flujo se denomina *supercrítico*, o flujo rápido, o *veloz*. En un canal con flujo supercrítico las condiciones del mismo son comandadas desde aguas arriba.

3.4. CRITERIOS Y PREMISAS DE CÁLCULO

La hipótesis del presente informe es: En el supuesto de que la red existente de alcantarillado funcionará sin recibir mejoras durante el horizonte de tiempo (05 años o 10 años), la red superaría su capacidad hidráulica de diseño.

3.4.1. Criterio de Fuerza Tractiva:

La Fuerza Tractiva o Fuerza de arrastre (t) es el esfuerzo tangencial unitario ejercido por el líquido sobre el colector y consecuentemente, sobre el material depositado. El criterio de la Fuerza Tractiva para fines de cálculo de colectores busca establecer una pendiente para el tramo que es capaz de provocar una Fuerza suficiente como para arrastrar el material que se deposita en el fondo. La Fuerza Tractiva es igual a la fuerza de arrastre, dividida por el área sobre la cual actúa. La fuerza de arrastre es el componente tangencial del peso del líquido que se desplaza en un plano inclinado.

$$t = \gamma R S \quad (3.1)$$

Donde:

γ = Peso específico del líquido.

H = Radio Hidráulico.

S = Pendiente

3.4.2. Criterio de Velocidad Mínima de Arrastre:

Algunos autores e investigadores del flujo de las aguas residuales, consideran que para que la tubería tenga capacidad de auto limpieza y evitar la sedimentación de sólidos, en el interior del conducto se debe garantizar una velocidad mínima de arrastre igual a 0.60 m/s.

Para el diseño de las redes de alcantarillado secundario y Redes principales se utilizará la fórmula de Manning.

Fórmula de Manning

Tiene la siguiente expresión:

$$V = \frac{1.49}{n} R^{\frac{2}{3}} S^{\frac{1}{2}} \quad (3.2)$$

Donde:

V = Velocidad de flujo (m/s)

n = Coeficiente de rugosidad de Manning (adimensional)

R = Radio hidráulico (m)

S = Pendiente (m/m)

Para tuberías con sección llena:

Velocidad:

$$V = \frac{0,397}{n} D^{\frac{2}{3}} S^{\frac{1}{2}} \quad (3.3)$$

$$Q = VA$$

$$V = \frac{0,397}{n} D^{\frac{2}{3}} S^{\frac{1}{2}}$$

Continuidad:

(3.4)

$$Q = VA$$

Donde:

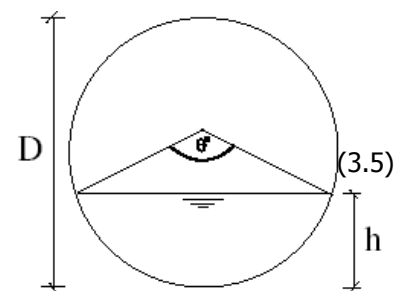
Q = Caudal de agua residual (m³/s)

A = Área de la sección circular (m²)

Para tuberías con sección parcialmente llena:

El Angulo central θ° (en grado sexagesimal)

$$\theta^\circ = 2 \arccos \left(1 - \frac{2h}{D} \right)$$



Radio Hidráulico

$$R = \frac{D}{4} \left(1 - \frac{360 \text{ sen } \theta^\circ}{2\pi\theta^\circ} \right)$$

(3.6)

Velocidad

$$V = \frac{0,397}{n} D^{\frac{2}{3}} \left(1 - \frac{360 \text{ sen } \theta^\circ}{2\pi\theta^\circ} \right)^{\frac{2}{3}} S^{\frac{1}{2}}$$

(3.7)

Caudal

$$Q = \frac{D^{\frac{8}{3}}}{7 257,15 n (2 \pi \theta^\circ)^{\frac{2}{3}}} (2 \pi \theta^\circ - 360 \text{ sen } \theta^\circ)^{\frac{5}{3}} S^{\frac{1}{2}}$$

(3.8)

3.5. DEMANDA DEL SISTEMA DE ALCANTARILLADO

3.5.1. Población:

Para proyectos de obras generales y redes secundarias, los cálculos de la población de diseño se deberán realizar teniendo en cuenta lo planes de desarrollo urbano previsto por los municipios u otros y las características socioeconómicas de la zona de estudio.

El cálculo de la población de diseño se efectuará sobre la base de la determinación de densidades de población y regulaciones de la zonificación, estableciéndose que el periodo de diseño sea indefinido y que la capacidad de los sistemas se diseñe teniendo en cuenta el desarrollo máximo previsto en el área que sirven.

Adicionalmente al cálculo de la población de diseño, se deben presentar diferentes escenarios de proyección de población, tomando como referencia posibles tasas de crecimiento determinadas a partir de informaciones del INE, encuestas u otros y que sirvan como referencia para estimar los volúmenes de producción de agua potable y desagües generados por las áreas de drenaje.

3.5.2. Densidad Poblacional:

La densidad de población, denominada población relativa (para diferenciarla de la absoluta, la cual simplemente equivale a un número determinado de habitantes en cada territorio), se refiere al número promedio de habitantes de un país, región, área urbana o rural en relación a una unidad de superficie dada del territorio donde se encuentra ese país, ver cuadro N° 3.3.

Para situaciones especiales en las que no se cuente con información sobre los planes de desarrollo urbano, se considerarán las siguientes densidades de población.

Cuadro N° 3.3.: Densidad poblacional versus tipo de uso de tierra

USOS DE LA TIERRA	DENSIDAD
Pre Urbanas	15 hab/parcela
Zona Residencial:	
Nivel Socio Económico A	8 hab/vivienda
Nivel Socio Económico B	7 hab/vivienda
Nivel Socio Económico C	6 hab/vivienda
Nivel Socio Económico D	5 hab/vivienda
Vivienda Tipo Club	5 hab/vivienda
Vivienda Temporal o vacacional	5 hab/vivienda
Vivienda en terreno mancomunado	7 hab/vivienda

Fuente: Reglamento Técnico de Proyectos de SEDAPAL 2010

3.5.3. Variaciones de Consumo:

Las variaciones de consumo referidas al promedio diaria anual de las demandas para las áreas de los proyectos a desarrollarse, son:

$$\begin{aligned} \text{Máximo diario/K1} & : 1.3 \\ \text{Máximo horario/K2} & : 1.8 \end{aligned}$$

Donde:

K1 es el factor de consumo diario

K2 es el factor de consumo horario

3.5.4. Caudales de contribución al alcantarillado:

Se considerará que el ochenta por ciento (80%) del caudal de agua potable consumido ingresa al sistema de alcantarillado. El porcentaje señalado se aplicará al caudal máximo horario de agua potable calculado.




No se permite, para el caso de proyectos urbanos, el ingreso de caudales por exceso o sobrantes de agua de regadío.

3.6. **MODELO SEWERCAD V8.i**

Para el cálculo hidráulico del colector Puesto Piedra se empleará el software SewerCAD V8i, así también se verificará y validará los cálculos resultados. Así mismo se realizó la revisión topológica del sistema existente (principalmente en los buzones de empalme), bajo el escenario de recolectar las aguas residuales en su caudal máximo horario (Q_{mh}), el programa emplea las ecuaciones de Manning en flujo de tuberías parcialmente llenas y con los criterios empleados en flujo de movimiento gradualmente variado MG. V.

Para efectuar el cálculo hidráulico con el Programa de Cómputo SewerCAD V8i, se debe modelar los colectores primarios de alcantarillado en base a los siguientes Prototipos, ver Cuadro N° 3.4.

Cuadro N° 3.4.: Prototipos de alcantarillado

Prototipo	Simbología	Descripción
Manhole		Modela las estructuras de registro, como: buzones, buzonetas, cámaras de reunión, otros. En estos elementos se asigna la contribución de desagüe de cada una de las áreas de drenaje.
Conduit		Modelan las tuberías que operan parcialmente llenas, como: colectores, interceptores, emisores, otros.
Outfall		Modela las estructuras de llegada, como: buzones, buzonetas, cámaras de reunión, otros. En estos elementos descarga el desagüe de cada una de las áreas de drenaje.

Fuente: Manual de usuario SewerCAD V8i

La verificación hidráulica de los sistemas de recolección primaria de alcantarillado, se ha realizado en base a un Análisis Hidráulico en Estado Estático, aplicando Ecuación de Manning y considerando los coeficientes de rugosidad de 0.013 y 0.010 (n de la Ecuación de Manning) para las tuberías de PVC y HDPE respectivamente, mientras que para tuberías de concreto simple normalizado se utilizó un n=0.017, cabe resaltar que la calibración del modelamiento hidráulico se realizó de acuerdo a la campaña de aforos que se encuentra finalizada, dichos aforos consideraron los mismos criterios antes mencionados con respecto a la rugosidad.

El buen funcionamiento del sistema de alcantarillado se verifica mediante su capacidad de conducción (colectores que operen a más del 75% de tirante/diámetro se identificaran para

una posterior evaluación) y la capacidad de autolimpieza (tuberías con suficiente fuerza de arrastre dada por una velocidad mínima de 0.6 m/s ó una tensión tractiva mayor de 0.6 pascal para un "n" de manning de 0.009).

3.7. METODOLOGÍA DE CALIBRACIÓN

La calibración de cualquier modelo hidráulico consiste en asemejar nuestro modelo con datos reales, de esta manera se corrobora que los datos y/o parámetros considerados en el modelo sean similares a los datos registrados en campo, las variaciones los parámetros hidráulico modelo – real deberán ser menor al 10% de incidencia.

Para el caso de un sistema de alcantarillado, se detalla el procedimiento de calibración:

- Se realizará Identificar, verificar y definir el esquema del tramo y/o tramos a calibrar y los ramales contribuyentes.
- Evaluar físicamente, verificación de datos en el campo (cotas de fondo y de superficie, pendiente, diámetro, material, etc.), realizar el levantamiento topográfico de los parámetros físico de los tramos a evaluar.
- El moldeamiento hidráulico se debe realizar con los datos de consumo del año, dicha información ha sido proporcionada por el Equipo Comercial de Sedapal.
- Determinación de los buzones de monitoreo (aforo) del colector Puente Piedra existente.
- Monitoreo de caudales en los puntos de aforo (determinación de los tirantes del flujo – por el periodo de una semana y con toma de datos cada 5 minutos), se recomienda registrar los datos de caudal en los buzones representativos o en cada área de sub drenaje del sistema de alcantarillado existente.
- Determinación de la velocidad de flujo insitu de cada punto de monitoreo, a fin de calcular el coeficiente de rugosidad de Manning real, con el "n" calculado deberá ser utilizado en el modelo.
- Cálculos del caudal, para cada punto de aforo realizado, utilizando la ecuación de Manning y los criterios establecidos para el cálculo de los parámetros hidráulicos en una tubería parcialmente llena.
- Determinación de los patrones de consumo.
- Se elaborará gráficas "Caudales vs Tiempo", "Tirante vs Tiempo" (encontrar los valores máximos y promedios), de los parámetros hidráulicos reales.
- Análisis de resultados de información obtenida.
- Análisis del estado hidráulico, estado físico del colector seleccionado.
- Se realizarán planos esquemáticos con los resultados obtenidos

Capítulo 4

METODOLOGÍA DESARROLLADA

4.1. ÁREA DE APLICACIÓN

4.1.1. Ubicación:

La localización del estudio se ubica en el Departamento y Región de Lima, comprendida en la provincia de Lima, en la ciudad de Lima Metropolitana, localizándose específicamente en el área geográfica del ámbito operativo de la Gerencia de Servicios Norte de SEDAPAL, alcanzando a los distritos de Carabaylo, Puente Piedra, y partes San Martín de Porres y Ventanilla.

Tiene variaciones de nivel de terreno desde los 50 msnm hasta los 500 msnm.

El presente estudio alcanza a 34 sectores de distribución, ubicados en los distritos de Carabaylo, Puente Piedra, y una parte del distrito de Ventanilla y San Martín de Porres tal como se indican en el Cuadro N° 4.1.

Cuadro N° 4.1.: Sectores a Intervenir por Distritos

PROVINCIA	DISTRITOS	SECTORES
LIMA	CARABAYLLO	363; 364; 365; 366; 371; 372; 373; 374; 375; 376; 377; 378; 379; 380; 381; 382; 383
	PUENTE PIEDRA	361; 362; 363; 364; 365; 366; 367; 368; 369; 370; 372; 380; 383; 384; 385; 386; 387; 388; 389; 390; 391; 392
	SAN MARTIN DE PORRES	86

Fuente: Elaboración Propia

Límites:

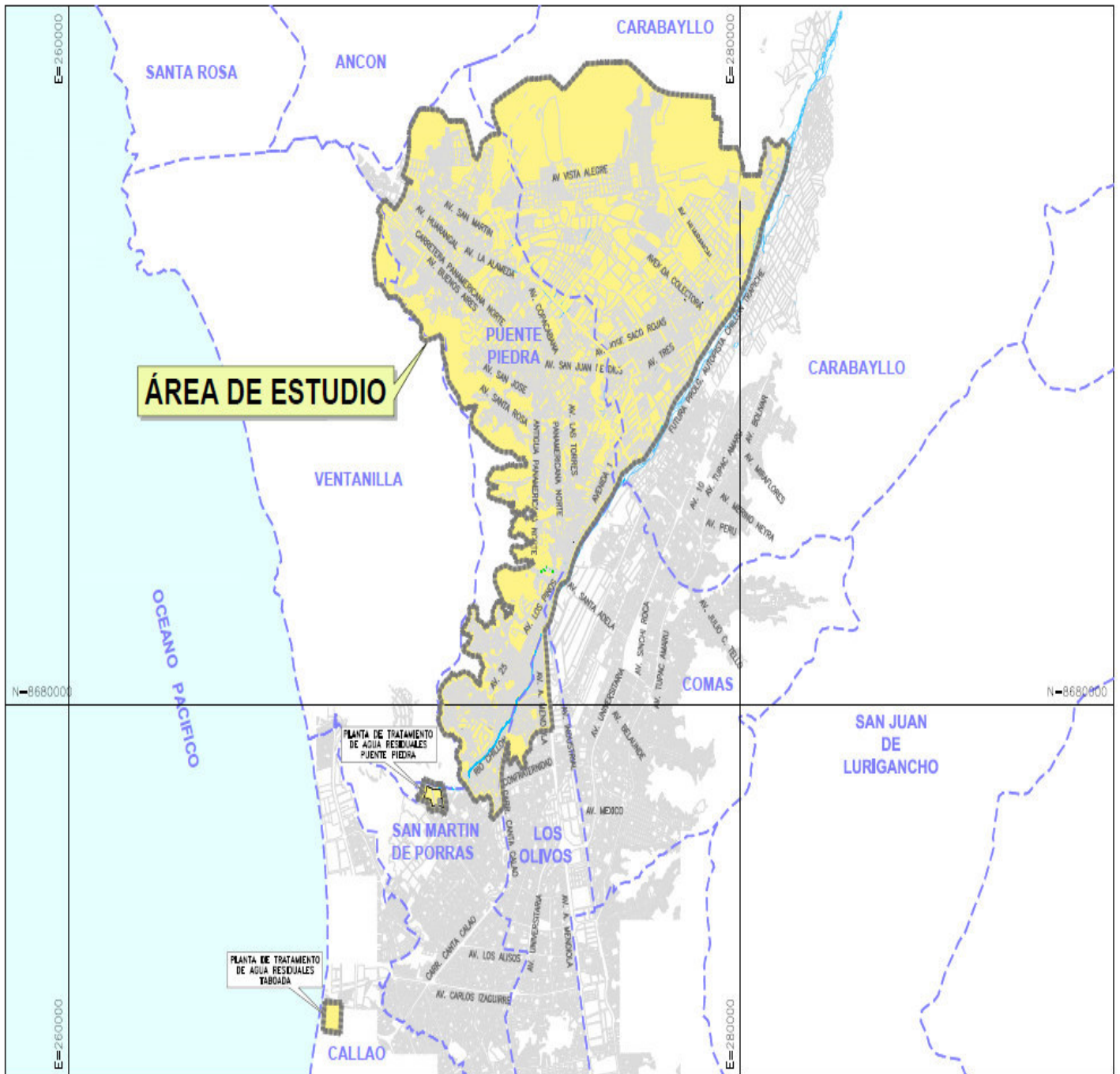
- Por el Norte : Distritos de Ancón, Carabaylo y Ventanilla
- Por el Sur : Distritos de Los Olivos, Comas y SMP
- Por el Este : Con la margen derecha del río Chillón
- Por el Oeste : Distrito de Ventanilla y Mi Perú

4.1.2. Área de influencia:

Es el espacio geográfico que comprende el área de influencia y adicionalmente el área donde se encuentran ubicados los componentes proyectadas y existentes del sistema de alcantarillado.

Esta área abarca los distritos de Carabaylo, Puente Piedra y San Martín de Porres, según se indica en la Figura N° 4.1.

Figura N° 4.1.: Área de influencia



Fuente: Elaboración Propia

4.1.3. Área de estudio:

Es el área donde se ubica la población que actualmente descargan sus aguas residuales en el actual colector Puente Piedra, así también las futuras poblaciones dentro del área de drenaje, o el territorio donde potencialmente se manifiestan los impactos del presente estudio.

Considerando que es un proyecto integral, la población beneficiada está representada por los distritos beneficiados directamente con el sistema de desagüe, ver Cuadro N°

Cuadro N° 4.2: Población del Área de Influencia

Distrito	Población 1972	Población 1981	Población 1993	Población 2007	Tasa de crecimiento	Población 2015
Carabaylo	27,847	51,790	106,543	213,386	5.57%	329,251
Puente Piedra	18,861	32,197	102,808	233,602	7.24%	408,709
SMP	16,784	18,551	94,497	277,895	8.35%	527,676

Fuente: INEI Boletín 2007

4.1.4. Sistema de recolección primaria:

Colector Puente Piedra existente

El colector de Puente Piedra ha sido diseñado como parte del estudio "Diseño Definitivo del Esquema de Alcantarillado del Distrito de Puente Piedra" desarrollado por la firma Hidroenergía Consultores en Ingeniería SCRL, y ejecutada en el año 1998 por la Empresa Contratista Meyer & John-Arsa Asociados y supervisados por Arana Consultores S.A. El colector fue diseñado para una capacidad de conducción máxima de 998 l/s a la entrada de la PTAR Puente Piedra, con una longitud total de 17,303.20 m (ver Cuadro N° 4.4.) y diámetros que varían desde los 400 mm (16") hasta 1200 mm (48").

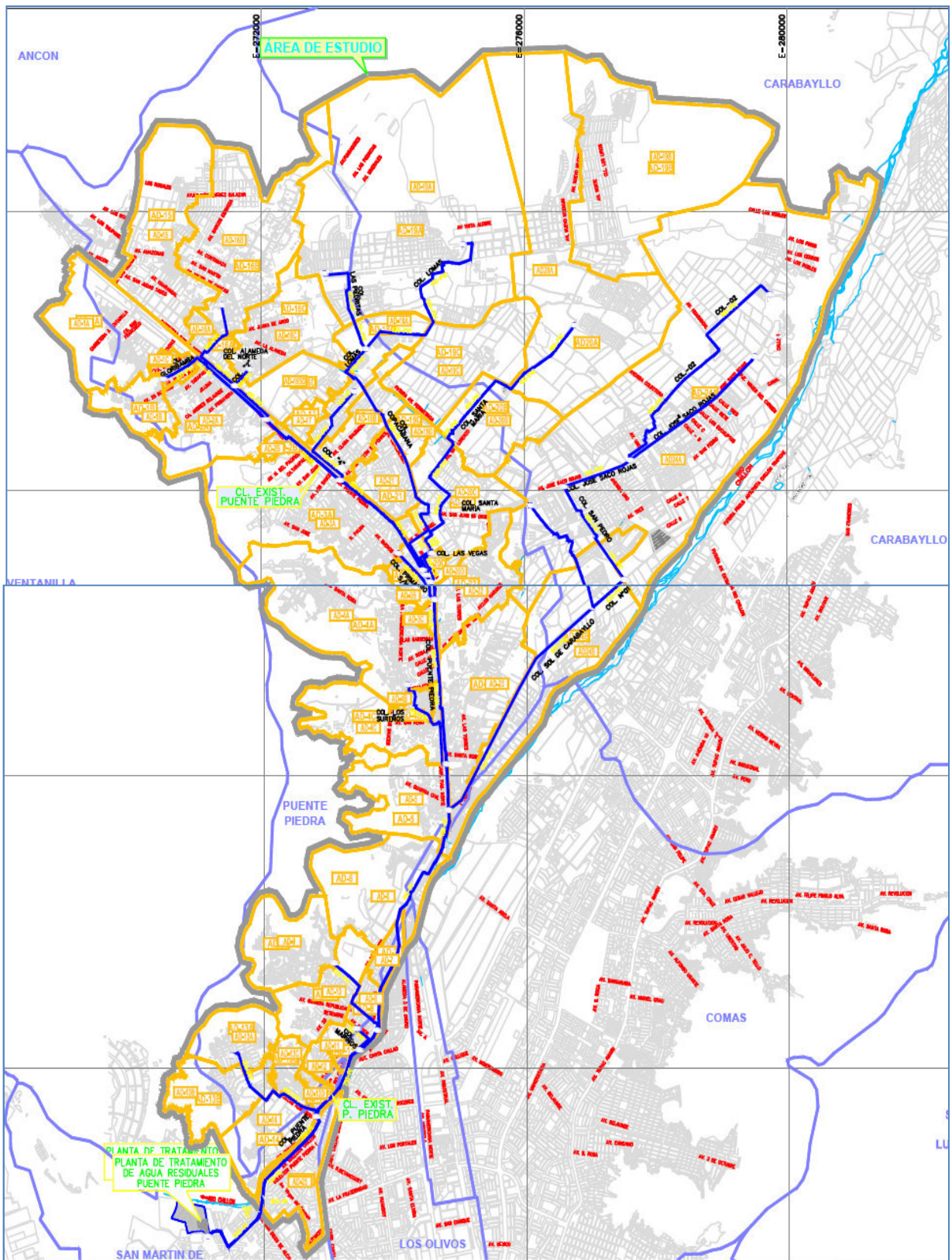
Este colector inicia su recorrido en la intersección de las avenidas Tarapacá con Buenos Aires en la zona denominada Zapallal en el distrito de Puente Piedra. Su trazo se efectúa por la avenida Buenos Aires, calle Arica, Panamericana Norte, Calle 1, Panamericana Norte, avenidas Malecón Chillón, San Diego de Alcalá y Santa María, hasta ingresar en la Planta de Tratamiento de Desagües de Puente Piedra ubicada en el Ex Fundo Chuquitanta, en el distrito de San Martín de Porres.

El colector Puente Piedra recolecta los desagües del Centro Poblado Zapallal, AH. Hijos de Luya Soledad, AH. Arica, Cercado de Puente Piedra, Los Sureños, Los Naranjos, Las Retamas, Rosa luz, Tambo Inga, El Olivar, Shangrila, La Ensenada del Chillón, la Ribera del Chillón, etc.

Debido a que el colector Puente Piedra está operando en su máxima capacidad de diseño, esta situación afecta a las redes primarias y secundarias de alcantarillado, tal es así que según la información del Equipo Operación y Mantenimiento de Redes de la zona de norte de Lima, indican una serie de incidencias operativas (aniegos, roturas, represamiento, asentamientos, etc.).

Siendo el colector Puente Piedra, la principal tubería de alcantarillado primario que recolecta en la actualidad las aguas servidas de los distritos de Puente Piedra, parte de Carabaylo, parte de San Martín de Porres, y ante la situación de la falta de capacidad de conducción, no se está otorgando en la actualidad las factibilidades de servicios a las poblaciones y/o urbanizaciones que con financiamiento propio han ejecutado sus obras de agua potable y alcantarillado pero que necesitan de los permisos de Sedapal para su conexión a la red primaria, asimismo no se están incorporando otros proyectos de nuevas habilitaciones, toda vez que incrementarían el caudal del actual colector Puente Piedra, y provocaría colapsos en diferentes tramos del sistema primario de alcantarillado.

Figura N° 4.2.: Sistema existente del colector primario Puente Piedra y Contribuyentes



Fuente: Elaboración Propia

El colector Puente Piedra, cuenta además con 204 buzones de inspección, de concreto armado, de forma circular, con profundidades variables que oscilan entre 1.24 m a 9.96 m. En el Cuadro N° 4.3., se muestra el total de buzones de inspección que conforman el Colector Puente Piedra, resultando notorio observar que más del 80% de ellos tienen profundidades entre los 2.00 y 4.00 m y el 35.3% le corresponde a buzones cuyas profundidades varían entre 2.50 a 3.00 m.

Cuadro N° 4.3.: Buzones del Colector Puente Piedra existente

Profundidad (m)	Cantidad (und)	Porcentaje
1.20 - 1.50	2.00	1.00%
1.50 - 2.00	12.00	5.90%
2.00 - 2.50	26.00	12.70%
2.50 - 3.00	72.00	35.30%
3.00 - 3.50	39.00	19.10%
3.50 - 4.00	27.00	13.20%
4.00 - 4.50	7.00	3.40%
4.50 - 5.00	8.00	3.90%
5.00 - 5.50	5.00	2.50%
5.50 - 6.00	1.00	0.50%
6.00 - 6.50	1.00	0.50%
6.50 - 8.00	2.00	1.00%
8.00 - 9.50	1.00	0.50%
9.50 - 10.00	1.00	0.50%
TOTAL	204.00	100.00%

Fuente: Información catastral del Equipo Control y Reducción de Fugas de Sedapal – año 2015

Cuadro N°4.4.: Metrado Tubería de Colector Puente Piedra

Diámetro (mm.)	CSN	PVC	PE	HDPE	Total (m)	Porcentaje
350		843.05			843.05	4.87%
355		376.67			376.67	2.18%
400	387.34	475.37			862.71	4.99%
450		94.69			94.69	0.55%
500		555.67			555.67	3.21%
600		3,834.16			3,834.16	22.16%

Diámetro (mm.)	CSN	PVC	PE	HDPE	Total (m)	Porcentaje
610			866.08		866.08	5.01%
630		99.05		1524.04	1,623.09	9.38%
750				1814.38	1,814.38	10.49%
762			4352.99		4,352.99	25.16%
838			565.18		565.18	3.27%
914			983.00		983.00	5.68%
1219			531.54		531.54	3.07%
Total (m)	387.34	6,278.65	7,298.79	3,338.42	17,303.20	100.00%
Porcentaje	2.24%	36.29%	42.18%	19.29%	100%	

Fuente: Información catastral del Equipo Control y Reducción de fugas de Sedapal - año 2015

4.2. PROCESO METODOLÓGICO

4.2.1. propósito:

El propósito de la monografía es elaborar un modelo hidráulico del sistema de alcantarillado primario de los distritos de Carabaylo, Puente Piedra y parte de San Martín de Porres (SMP).

4.2.2. Alcances:

Los alcances de la presente la monografía, está conformado por los siguientes componentes principales:

- Modelamiento hidráulico y calibración del sistema de recolección primaria del área de los distritos de Puente Piedra, Carabaylo y parte SMP, y que comprenden los sectores hidráulicos del Gráfico N° 4.1 del Capítulo N° 04.
- Análisis e interpretación de resultados.
- Cuantificar los caudales de los colectores.
- Identificar los tramos críticos y buzones, como resultado del modelamiento hidráulico y de la calibración.
- Modelamiento hidráulico del sistema existente para el escenario del año 2023, a fin de evaluar la capacidad de conducción de las líneas de alcantarillado, teniendo en cuentas el crecimiento poblacional y manteniendo el sistema existente.
- Identificación de los colectores existentes que han sobrepasado su capacidad de diseño, así también como por su estado de conservación.

Se planificará y programará las acciones sistemáticas necesarias para que el trabajo que realice, satisfaga todos los requerimientos.

4.2.3. Plan de trabajo:

a) Introducción

Para una presentación y descripción amigable del Plan de trabajo elaborado para desarrollar las actividades que involucren en la presente monografía, se ha dividido, el mismo, en Etapas y tareas que cubren la totalidad los alcances planteados y que son necesarios, para realizar una adecuada y correcta planificación.

En función a lo comentado precedentemente se ha diseñado un Plan de Trabajo que contiene las Etapas que agrupan las actividades de propósito similar, preparados a partir de la experiencia adquirida en las diversas actividades propiamente del trabajo.

Con el objeto de facilitar la organización de la presente monografía, se han identificado dos niveles:

Nivel 1 – Etapa

Para la división de las diferentes etapas se ha tomado en cuenta el criterio de agrupar actividades de propósito similar con las que finalmente se obtiene un producto o productos específicos.

Nivel 2 – Actividades

En cada etapa se incluyen actividades correspondientes a los principales alcances del presente estudio.

b) Descripción de las actividades comprendidas en cada etapa

El desarrollo de la presente monografía, tendrá como actividades, según lo siguiente:

b.1. Identificar, verificar y definir el esquema de estudio

- Identificar la zona de influencia del estudio a realizar.
- Determinar en los planos cartográficos de la red de alcantarillado existente, los posibles puntos donde se pueda aforar (no todo buzón es punto favorable de monitoreo o aforo, existen requisitos para ser considerado buzón de aforo, según se señala en la presente monografía).
- Replanteo de información del sistema de alcantarillado instalado (material, longitud, estado, capacidad, cota de terreno, cota de fondo, estado, etc.).
- Identificar las áreas de contribución existentes y proyectadas (áreas de drenaje), señalando el punto de evacuación respectiva (buzones donde descargan).
- Se elaborará planos esquemáticos de la red de alcantarillado primario, con las áreas de drenaje actual, diámetro, material, pendiente, cotas de tapa, cotas de fondo del buzón, cotas de terreno, etc.

b.2. Análisis de la Demanda (actual y proyectada)

- Cálculo de la población actual y futura de los distritos de Carabayllo, Puente Piedra y SMP.
- Análisis de la tasa de crecimiento adecuada para la proyección de la población.

- Obtención de información de consumos (doméstico, comercial e industrial) de agua potable de los distritos de Carabayllo, Puente Piedra y SMP de los últimos cinco (05) años, a fin de realizar el análisis de la demanda de agua potable y luego calcular la contribución al sistema alcantarillado.
- cálculo del estudio de demanda de agua potable y contribución al alcantarillado, para un horizonte de 20 años, por distrito y por área de drenaje y por cada cinco años.

b.3. Para el desarrollo del modelo hidráulico sin calibrar:

- Identificar los aportes de las áreas drenaje a los buzones de descarga para cada área de drenaje.
- Identificar los parámetros físicos del sistema de alcantarillado primario (material, diámetro, longitud de tubería, cotas de buzones, etc.).
- Se realizará la revisión topológica del sistema existente y se identificará el ingreso de la demanda de las áreas de drenaje bajo el escenario de recolectar las aguas residuales en su caudal máximo horario (Q_{mh}).
- Para el cálculo hidráulico del colector Puente Piedra y sus aportantes, se empleará las ecuaciones de hidráulica de tuberías parcialmente llenas, se calculará los parámetros hidráulico, asimismo se utilizará la herramienta software SewerCAD V8i.
- Se elaboraran gráficas, planos esquemáticos, planos identificando los tramos críticos como primera instancia.
- La simulación del modelo hidráulico se realizara en varios escenarios, el actual, por quinquenios y hacia un horizonte de 20 años, en tales casos se calculará el crecimiento de la población y la demanda de contribución al alcantarillado por áreas de drenaje.

b.4. Para la Calibración:

- Se realizará Identificar, verificar y definir el esquema del tramo y/o tramos a calibrar y los ramales contribuyentes.
- Evaluar físicamente, verificación de datos en el campo (cotas, pendiente, diámetro, material, etc.).
- Determinación de los buzones de monitoreo (aforo) del colector Puente Piedra existente.
- Monitoreo de caudales en los puntos de aforo (determinación de los tirantes del flujo – por el periodo de una semana y con toma de datos cada 5 minutos).
- Determinación de la velocidad de flujo insitu de cada punto de monitoreo, a fin de calcular el coeficiente de rugosidad de Manning real.
- Cálculos del caudal, para cada punto de aforo realizado, utilizando la ecuación de Manning y los criterios establecidos para el cálculo de los parámetros hidráulicos en una tubería parcialmente llena.
- Determinación de los patrones de consumo.
- Se elaborará gráficas "Caudales vs Tiempo", "Tirante vs Tiempo" (encontrar los valores máximos, mínimos y promedios), de los parámetros hidráulicos reales.
- Análisis de resultados de información obtenida (caudal, análisis de sensibilidad de variables).
- Análisis del estado hidráulico, estado físico del colector seleccionado.
- Se realizarán planos esquemáticos con los resultados obtenidos.

b.5. Comparación de los resultados obtenidos en la calibración y en el modelo:

- Se realizará la comparación de valores obtenidos en la calibración con los valores del modelo para cada tramo seleccionado, puntualmente se compararán los caudales y tirantes obtenidos.
- Si los resultados no varían en 20%, se puede concluir que el modelo empleado es aceptable, los parámetros hidráulicos y físicos son los adecuados, a partir de ello se realizará el modelamiento hidráulico para el escenario al año 20 y plantear la solución (pre diseño del nuevo colector Puente Piedra).
- De haber diferencia sustancial en la comparación realizada, se deberá corregir los parámetros de ingreso del modelo empleado, se corregirá la información de entrada al modelo, como también descartar las lecturas erróneas realizadas en campo, modificaciones en el cálculo de la demanda de alcantarillado empleada para el modelo, etc., a fin de obtener un margen de error menor al 10%.
- Calibración del modelo para la situación actual.
- Se realizará los planos esquemáticos respectivos que amerita.

b.6. Modelamiento hidráulico del sistema existente en diversos escenarios

- Se realizará en base al modelo desarrollado y calibrado.
- Se realizará el análisis de la demanda para el año 05 (demanda ya calibrada).
- Para el cálculo hidráulico del colector Puente Piedra, se empleará las ecuaciones de hidráulica de tuberías parcialmente llenas, se calculará los parámetros hidráulicos, asimismo se utilizará la herramienta software SewerCAD V8i, para la simulación.
- Se considerará que la relación tirante y el diámetro "Y/D" debe ser menor al 75% ya que el espacio que sobra en la tubería es utilizada para el transporte de los gases, caso contrario dicho tramo es indicado como crítico.
- La simulación del modelo hidráulico se realizará en varios escenarios, el actual y para el año 2023, en tales casos se calculará el crecimiento de la población y la demanda de contribución al alcantarillado por áreas de drenaje.

b.7. Actividades del Balance Hidráulico Oferta - Demanda:

- Se determinará la dotación real con estudio de población, demanda, oferta en base a las características socio-económicas y a las posibles áreas de expansión de la zona.
- Se analizará el déficit en el sistema existente de alcantarillado primario, considerando la demanda en el horizonte de cinco (05) años.

4.2.4. Metodología para el modelamiento hidráulico




Para el cálculo hidráulico del colector Puente Piedra se empleará el software SewerCAD V8i, así también se verificará y validará los cálculos resultados. Así mismo se realizó la revisión topológica del sistema existente (principalmente en los buzones de empalme), bajo el escenario de recolectar las aguas residuales en su caudal máximo horario (Qmh).

SewerCAD es un programa de software para modelación y diseño de sistemas de alcantarillado sanitario que ha sido elaborado por la empresa Bentley, que miles de

municipalidades, empresas de servicios públicos y firmas de ingeniería alrededor del mundo utilizan para diseñar, analizar y planear sistemas de recolección y transporte de aguas residuales. Los ingenieros pueden modelar líneas sanitarias presurizadas y colectores a gravedad con extrema facilidad usando análisis de estado estático con métodos de caudales, al igual que simulaciones de periodo extendido para modelar operaciones.

Para efectuar el cálculo hidráulico con el Programa SewerCAD V8i, se debe modelar los colectores primarios de alcantarillado en base a los siguientes Prototipos, según se muestra en el Cuadro N° 4.5.

Cuadro N° 4.5.: Prototipos de alcantarillado

Prototipo	Simbología	Descripción
Manhole		Modela las estructuras de registro, como: buzones, buzonetas, cámaras de reunión, otros. En estos elementos se asigna la contribución de desagüe de cada una de las áreas de drenaje.
Conduit		Modelan las tuberías que operan parcialmente llenas, como: colectores, interceptores, emisores, otros.
Outfall		Modela las estructuras de llegada, como: buzones, buzonetas, cámaras de reunión, otros. En estos elementos descarga el desagüe de cada una de las áreas de drenaje.

Fuente: Elaboración propia.

La verificación hidráulica de los sistemas de recolección primaria de alcantarillado, se ha realizado en base a un Análisis Hidráulico en Estado Estático, aplicando Ecuación de Manning y considerando los coeficientes de rugosidad de 0.013 y 0.010 (n de la Ecuación de Manning) para las tuberías de PVC y HDPE respectivamente, mientras que para tuberías de concreto simple normalizado se utilizó un $n=0.017$, cabe resaltar que la calibración del modelamiento hidráulico se realizó de acuerdo a la campaña de aforos que se encuentra finalizada, dichos aforos consideraron los mismos criterios antes mencionados con respecto a la rugosidad.

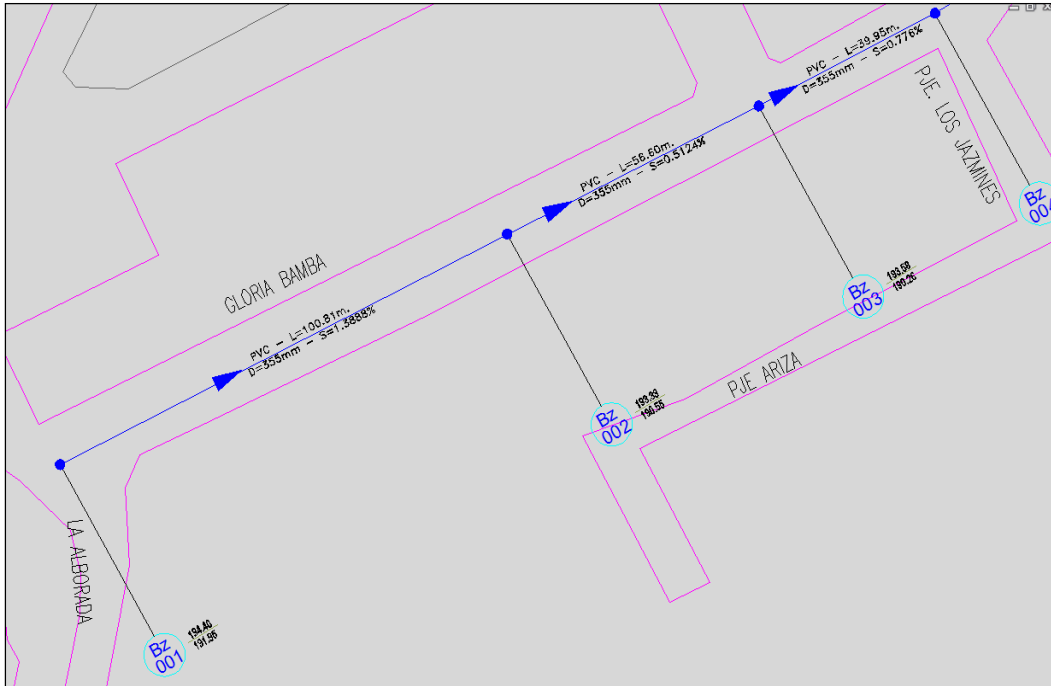
El buen funcionamiento del sistema de alcantarillado se verifica mediante su capacidad de conducción (colectores que operen a más del 75% de tirante/diámetro se identificaran para una posterior evaluación) y la capacidad de autolimpieza (tuberías con suficiente fuerza de arrastre dada por una velocidad mínima de 0.6 m/s ó una tensión tractiva mayor de 0.6 pascal para un "n" de manning de 0.009). Asimismo, estos sistemas deben operar con velocidades no mayores a 3 m/s, para evitar el efecto abrasivo del agua residual, así como perturbaciones en el flujo en los puntos de empalme, cambios de dirección (90°), cambios de pendientes pronunciadas, formación de resalto hidráulico.

Desde su inicio hasta su descarga final los diámetros del colector Puente Piedra varían en forma ascendente iniciando desde los 400 mm., hasta los 1219 mm., antes de ingresar a la PTAR Puente Piedra.

A. Información básica, recopilada y validada para el modelamiento hidráulico.

Para el desarrollo del modelamiento hidráulico fue necesario recopilar y validar (en gabinete) la información existente del sistema, como se muestra en la figura 4.2.

Figura N° 4.2. : Información de cotas de buzones, longitud, pendientes de los tramos del colector Puentes Piedra existente



Fuente: Elaboración Propia

■ Procesamiento de datos

Luego de obtenida la información de campo con el nivel topográfico se procede al procesamiento de los datos en el Programa AutoCad Map/AutoCad para el cálculo de las pendientes que deben ser coherentes en el sentido del flujo, asimismo se debe corroborar con la información catastral que administra Sedapal.

■ Datos físicos de los componentes del sistema

En la secuencia de desarrollo de un modelo hidráulico fue importante recopilar y validar las características físicas de cada uno de los componentes hidráulicos del sistema de Alcantarillado (ver Cuadro N° 4.6), principalmente mediante las inspecciones de campo a ejecutarse.

Cuadro N° 4.6.: Datos Físicos Considerados

Elemento	Datos físicos
Tuberías	<ul style="list-style-type: none"> • Diámetro (Interior) • Material • Longitud • Rugosidad y/o coeficiente de fricción • Elevación de fondo inicial • Elevación de fondo final
Buzones	<ul style="list-style-type: none"> • Elevación de fondo • Elevación de terreno o rasante • Elevación de tapa o estructura

Fuente: Elaboración propia

4.2.5. Metodología de calibración (monitoreo de caudales)

Conforme al modelamiento realizado y en base a información catastral proporcionada por la entidad a cargo de la administración del sistema de recolección de Lima y Callao, se utilizó los consumos de agua potable de los diversos usuarios (domésticos, comerciales, industriales, estatales, social, etc.) para la modelación. Para la calibración consiste en la comparación de los parámetros físicos e hidráulicos considerados en el modelo respecto a lo real.

A) Equipos de aforo y muestreo


Los equipos de aforo y muestreo utilizados para los trabajos de monitoreo en colectores se especifican en la Foto N° 4.1. y Cuadro N° 4.7.

Foto N° 4.1: Instalación de medidor en buzón (altura Panamericana Norte – Esquema Sureños)



Fuente: Prácticas Profesionales en el Equipo Recolección Primaria de Sedapal– año 2013

Cuadro N° 4.7.: Datos Físicos Considerados

Ítem	Equipo	Marca/Modelo	Imagen	Características
1	Caudalímetro con sensor ultrasónico	Marca: American Sigma		<ul style="list-style-type: none"> -Trabaja en cualquier tipo de canal (Flujo) o tanque (tirante) -Registra y almacena datos continuos de caudales o tirantes cada 10 segundos como mínimo. -Usa baterías
2	Velocímetro			<ul style="list-style-type: none"> -Trabaja sumergido y envía datos de velocidad de flujo al equipo receptor. - Usa baterías

Fuente: Prácticas Profesionales en el Equipo Recolección Primaria de Sedapal– año 2013

B) Condiciones hidráulicas generales de los puntos de aforo: criterios generales para la selección buzón de aforo

Los puntos de aforo deben reunir las siguientes condiciones hidráulicas principales:

- No deben tener descargas de otros colectores (no aportes laterales)
- No debe haber diferencia de cotas entre la tubería de llegada y de salida (no saltos)
- No deben presentarse cambio de diámetro
- No debe estar represado (ver foto 4.3. y 4.4.)
- Preferentemente no debe presentar turbulencia
- El punto debe estar entre tramos de similar pendiente (ver foto 4.2.)

Foto N° 4.2: Buzón considerado punto de aforo por contar con tramos de similares pendientes (altura Panamericana Norte – Esquema Sureños)



Fuente: Información del Equipo Recolección Primaria de Sedapal – 2015

Foto N° 4.3: Buzón con diversas contribuciones de agua residual (no reúne las condiciones mínimas para el monitoreo de caudal)



Fuente: Prácticas Profesionales en el Equipo Recolección Primaria de Sedapal– año 2013

Foto N° 4.4: Buzón represado (no reúne las condiciones mínimas para el monitoreo de caudal)



Fuente: Prácticas Profesionales en el Equipo Recolección Primaria de Sedapal- año 2013

C) Esquema de los trabajos durante el aforo de colectores



**Instalación de equipos de aforo y muestreo.
Funcionamiento y registro continuo para la obtención de
información cada 5 minutos durante 5 días de monitoreo.**

Fuente: Elaboración Propia

Capítulo 5

RESULTADOS Y DISCUSIÓN

5.1. DEFINICIÓN DEL HORIZONTE DE EVALUACIÓN

El periodo de análisis de la demanda será el horizonte de evaluación, cuyo año inicial es 2018 (año 0), en el supuesto caso que en dicho año se culminarán las obras y se dará inicio a la operación del sistema de alcantarillado.

De acuerdo al Anexo SNIP 10 de MEF, para el tipo de PIP que se está desarrollado, el horizonte de evaluación considerará el periodo de beneficios señalados en el Cuadro N° 5.1.

Cuadro N° 5.1.: Horizonte de Evaluación

Tipo de PIP	Periodo de beneficios a considerar
Carreteras con Tratamiento Superficial Bicapa – TSB	15 años
Carreteras asfaltadas	20 años
Puentes aislados	20 años
Agua potable y alcantarillado	20 años
Electrificación	20 años

Fuente: Anexo SNIP 10 del MEF, año 2013

5.2. ANÁLISIS DE LA DEMANDA

5.2.1 Población

La cantidad de viviendas servidas para el año base (año 2,015) ha sido calculada como la suma de viviendas domésticas, multifamiliares Individualizadas y multifamiliares No Individualizadas, siendo las viviendas multifamiliares multiplicadas por un factor de consumo.

El número de conexiones domésticas, comerciales, industriales, estatales, sociales, multifamiliares Individualizadas y multifamiliares No Individualizadas han sido determinados de la información comercial e información de catastro (GIS) proporcionada por entidad administradora del sistema de alcantarillado.

La población servida para el año base, está constituida por el producto de las viviendas servidas con la densidad poblacional correspondiente. Para el año 2,015 la población asciende a 344,008 habitantes, siendo el total la población que cuenta con conexiones domiciliarias; la población servida varía año por año, debido al crecimiento poblacional y a la cobertura del servicio que también es variable anualmente.

Previo a la estimación de la población futura es necesario realizar un análisis de los métodos o funciones matemáticas como: aritmético, geométrico, parabólico y exponencial, suponiendo un comportamiento de la población según cada tipo de crecimiento.

Según las tendencias de la población, se distingue que las proyecciones por el método geométrico, es la que mejor se ajusta a la dinámica poblacional del área de estudio, puesto que está en el promedio de los otros métodos; el área de intervención se comporta como áreas de expansión de Lima Metropolitana, por lo que las actividades económicas que realizan sus habitantes son similares a las actividades de aquella ciudad; en consecuencia, se elige este método para pronosticar la población futura.

5.2.2 Determinación de la tasa de crecimiento poblacional

Determinación de la Tasa de Crecimiento Poblacional según censos INEI de los años 1972, 1981, 1993, 2007

El análisis de la proyección poblacional se basa en información oficial publicada por el INEI de los distritos de Carabaylo, Puente Piedra y SMP.

Basándonos en los censos de INEI de los años 1972, 1981, 1993, 2007 y realizando las proyecciones de población con los principales métodos matemáticos, tenemos que la curva que más se asemeja a la proyección censal es la generada por el modelo geométrico.

Por lo tanto con el fin de calcular la población futura, se ha recurrido al método Geométrico. El crecimiento geométrico se describe a partir de la siguiente ecuación:

$$P_f = P_i \times (1 + r)^t \quad (5.1)$$

Donde:

- P_f = población futura al año "n"
- P_i = población al inicio del periodo (año base)
- T = diferencia de años del año "n" y el año base
- r = tasa de crecimiento anual promedio.

- Distrito de Carabaylo

Para la determinación de la tasa de crecimiento se utilizaron los 04 últimos censos nacionales del INEI, siendo los resultados de los últimos censos para el distrito de Carabaylo, tal como se muestra en el Cuadro N° 5.2.

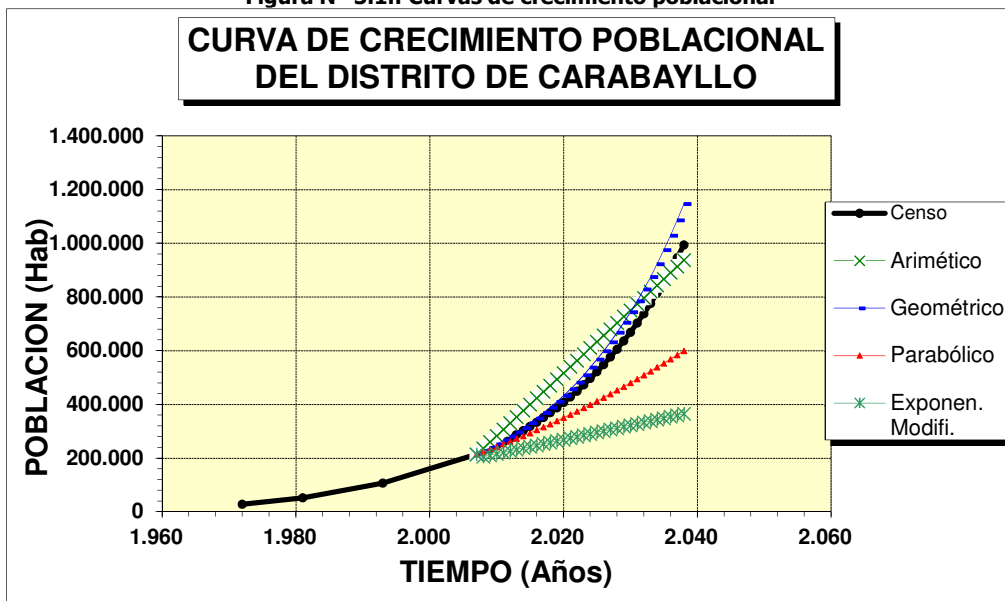
Cuadro 5.2.: Censos poblacionales del distrito de Carabaylo

Censo	Población
1,972	27,847
1,981	51,790
1,993	106,543
2,007	213,386

Fuente: INEI, Boletín 18 año 2015

Luego de efectuar los distintos métodos de interpolación para poder hallar la tasa de crecimiento adecuada para el estudio, se seleccionó como método representativo el método geométrico con una tasa de crecimiento $r=5.57\%$, correspondiente al crecimiento intercensal de 1981, 1993 y 2007.

Figura N° 5.1.: Curvas de crecimiento poblacional



Fuente: Elaboración Propia

Mediante la utilización del crecimiento poblacional a través del método geométrico de los censos de año 1993 y 2007 publicados por el INEI, se obtiene una tasa de crecimiento anual de $r=5.57\%$.

Cabe mencionar que la tasa seleccionada para el distrito de Carabayllo, es la obtenida de los censos 1981, 1993 y 2007, debido a que es una tasa de crecimiento adecuado y que se ajusta al continuo crecimiento que viene dándose en este distrito (Ver Figura N° 5.1).

En el Cuadro N° 5.3, se muestra la proyección de la población del distrito de Carabayllo obtenido por cada método matemático.

Cuadro N° 5.3.: Población del distrito de Carabayllo

N°	Año	Censo	Aritmético	Geométrico	Parabólico	Exponen. Modifi.	Curva Elegida
	1972	27,847					
	1981	51,790					
	1993	106,543					
	2,007	213,386	213,386	213,386	213,386	213,386	213,386
Base	2,015	317,345	400,133	329,251	292,964	242,367	329,251
0	2,018	368,272	470,163	387,403	326,382	258,346	387,403
1	2,019	387,003	493,506	408,986	337,955	263,672	408,986
2	2,020	406,687	516,850	431,771	349,745	268,998	431,771
3	2,021	427,372	540,193	455,825	361,752	274,324	455,825
4	2,022	449,109	563,536	481,220	373,976	279,650	481,220
5	2,023	471,952	586,880	508,030	386,416	284,977	508,030
6	2,024	495,957	610,223	536,333	399,073	290,303	536,333

N°	Año	Censo	Aritmético	Geométrico	Parabólico	Exponen. Modifi.	Curva Elegida
7	2,025	521,182	633,566	566,213	411,947	295,629	566,213
8	2,026	547,691	656,910	597,757	425,037	300,955	597,757
9	2,027	575,548	680,253	631,059	438,345	306,281	631,059
10	2,028	604,821	703,597	666,216	451,869	311,608	666,216
11	2,029	635,584	726,940	703,332	465,610	316,934	703,332
12	2,030	667,911	750,283	742,516	479,568	322,260	742,516
13	2,031	701,883	773,627	783,882	493,742	327,586	783,882
14	2,032	737,582	796,970	827,554	508,134	332,912	827,554
15	2,033	775,097	820,314	873,658	522,742	338,239	873,658
16	2,034	814,520	843,657	922,331	537,567	343,565	922,331
17	2,035	855,949	867,000	973,715	552,608	348,891	973,715
18	2,036	899,484	890,344	1,027,962	567,867	354,217	1,027,962
19	2,037	945,234	913,687	1,085,231	583,342	359,543	1,085,231
20	2,038	993,311	937,031	1,145,691	599,034	364,870	1,145,691

Fuente: Elaboración Propia

- Distrito de Puente Piedra:

Para la determinación de la tasa de crecimiento se utilizaron los 04 últimos censos nacionales del INEI, siendo los resultados de los últimos censos para el distrito de Puente Piedra tal como se muestran en el Cuadro N° 5.4.

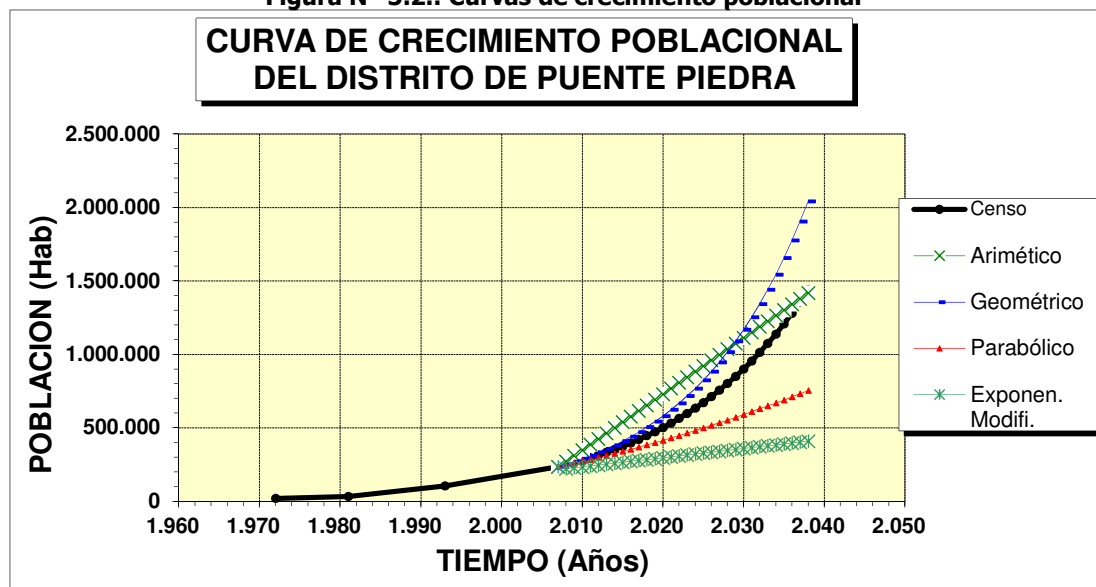
Cuadro N° 5.4.: Censos poblacionales del distrito de Puente Piedra

Censo	Población
1,972	18,861
1,981	32,197
1,993	102,808
2,007	233,602

Fuente: INEI, Boletín 18 año 2015

Luego de efectuar los distintos métodos de interpolación para poder hallar la tasa de crecimiento adecuada para el estudio, se seleccionó como método representativo el método geométrico con una tasa de crecimiento $r=7.24\%$, correspondiente al crecimiento intercensal de 1981, 1993 y 2007.

Figura N° 5.2.: Curvas de crecimiento poblacional



Fuente: Elaboración propia

Mediante la utilización del crecimiento poblacional a través del método geométrico de los censos de año 1993 y 2007 publicados por el INEI, se obtiene una tasa de crecimiento anual de $r=6.04\%$.

Cabe mencionar que la tasa seleccionada para el distrito de Puente Piedra, es la obtenida de los censos 1981, 1993 y 2007, debido a que es una tasa de crecimiento adecuado y que se ajusta al continuo crecimiento que viene dándose en este distrito (Ver Figura N° 5.2).

En el Cuadro N° 5.5., se muestra la proyección de la población del distrito de Puente Piedra obtenido por cada modelo matemático.

Cuadro N° 5.5. Proyección de la población del distrito de Puente Piedra

N°	Año	Censo	Aritmético	Geométrico	Parabólico	Exponen. Modifi.	Curva Elegida
	1972	18,861					
	1981	32,197					
	1993	102,808					
	2,007	233,602	233,602	233,602	233,602	233,602	233,602
Base	2,015	317,345	400,133	329,251	292,964	242,367	329,251
0	2,018	445,188	653,774	504,099	382,470	283,289	504,099
1	2,019	472,068	691,972	540,609	397,922	289,556	540,609
2	2,020	500,570	730,169	579,763	413,695	295,822	579,763
3	2,021	530,794	768,367	621,753	429,787	302,088	621,753
4	2,022	562,842	806,565	666,784	446,199	308,355	666,784
5	2,023	596,825	844,762	715,077	462,931	314,621	715,077
6	2,024	632,860	882,960	766,867	479,983	320,887	766,867
7	2,025	671,071	921,157	822,408	497,355	327,154	822,408
8	2,026	711,589	959,355	881,971	515,047	333,420	881,971
9	2,027	754,554	997,552	945,849	533,059	339,686	945,849
10	2,028	800,112	1,035,750	1,014,353	551,390	345,952	1,014,353
11	2,029	848,421	1,073,947	1,087,818	570,041	352,219	1,087,818
12	2,030	899,647	1,112,145	1,166,604	589,012	358,485	1,166,604

N°	Año	Censo	Aritmético	Geométrico	Parabólico	Exponen. Modifi.	Curva Elegida
13	2,031	953,966	1,150,342	1,251,097	608,304	364,751	1,251,097
14	2,032	1,011,564	1,188,540	1,341,708	627,914	371,018	1,341,708
15	2,033	1,072,641	1,226,737	1,438,883	647,845	377,284	1,438,883
16	2,034	1,137,405	1,264,935	1,543,095	668,096	383,550	1,543,095
17	2,035	1,206,079	1,303,132	1,654,855	688,666	389,817	1,654,855
18	2,036	1,278,899	1,341,330	1,774,709	709,557	396,083	1,774,709
19	2,037	1,356,117	1,379,528	1,903,244	730,767	402,349	1,903,244
20	2,038	1,437,996	1,417,725	2,041,088	752,297	408,616	2,041,088

Fuente: Elaboración Propia

Determinación de la Tasa de Crecimiento Poblacional según Boletín Especial N° 18: Estimaciones y Proyecciones de Población por Sexo, según Departamento, Provincia y Distrito, 2000-2015

Considerando el Boletín Especial N° 18: Estimaciones y Proyecciones de Población por Sexo, según Departamento, Provincia y Distrito, 2000-2015, obtenemos las siguientes tasas de crecimiento:

Tasa de Crecimiento según Boletín Especial N° 18 - INEI

Distrito	Población (hab)							
	2000	2001	2002	2003	2004	2005	2006	2007
Carabayllo	160056	167854	175869	184096	192526	201149	209901	218780
Tasa de Crecimiento	-	4.87%	4.77%	4.68%	4.58%	4.48%	4.35%	4.23%
Puente Piedra	164330	173861	183774	194069	204745	215799	227168	238856
Tasa de Crecimiento	-	5.80%	5.70%	5.60%	5.50%	5.40%	5.27%	5.15%

Distrito	Población (hab)							
	2008	2009	2010	2011	2012	2013	2014	2015
Carabayllo	227870	237269	247077	257326	267961	278963	290311	301978
Tasa de Crecimiento	4.15%	4.12%	4.13%	4.15%	4.13%	4.11%	4.07%	4.02%
Puente Piedra	250960	263594	276886	290884	305537	320837	336774	353327
Tasa de Crecimiento	5.07%	5.03%	5.04%	5.06%	5.04%	5.01%	4.97%	4.92%

Fuente: Boletín Especial N° 18 - INEI

En el siguiente cuadro se presenta la tasa de crecimiento promedio correspondiente al Boletín Especial N° 18:

Tasa de Crecimiento según Boletín N° 18 - INEI

Distrito	Tasa de Crecimiento
Carabayllo	4.32%
Puente Piedra	5.24%

Fuente: Elaboración Propia

Del análisis de los datos brindados por los Censos y el Boletín Especial N° 18 se obtuvieron las siguientes tasas de crecimiento:

Distrito	Tasa de Crecimiento	
	Censos	Boletín N° 18
Carabaylo	5.57%	4.32%
Puente Piedra	7.24%	5.24%
SMP	2.30%	

Las Municipalidades de Carabaylo, Puente Piedra y Ventanilla no cuentan con Planes de Desarrollo Urbano vigentes, por lo que se procedió a analizar las tasas de crecimiento obtenido por los Censos de los años 1972, 1981, 1993 y 2007 los cuales resultan muy elevados para los distritos de Carabaylo, Puente Piedra y Ventanilla.

Estos resultados representan un gran incremento poblacional en la zona norte de Lima, crecimiento que a la fecha se viene estabilizando conforme se estima en el Boletín N° 18: Estimaciones y Proyecciones de Población por Sexo, según Departamento, Provincia y Distrito, 2000-2015.

En conclusión, se procede a adoptar, para los distritos de Carabaylo y Puente Piedra, las tasas de crecimiento obtenidos por el Boletín Especial N° 18

Distrito	Tasa de Crecimiento
Carabaylo	4.32%
Puente Piedra	5.24%
SMP	2.30%

5.2.3 Densidad Poblacional:

La determinación de la densidad poblacional se basa en información oficial publicada por el INEI de los distritos de Carabaylo, Puente Piedra y SMP, siendo los encontrados en el Cuadro N° 5.7.

Basándonos en el censo de INEI del año 2007 se ha determinado la densidad poblacional de los distritos de Carabaylo, Puente Piedra [J1] y SMP, siendo estos los siguientes:

Cuadro 5.7.: Densidad Poblacional según distrito

Distrito	Densidad Poblacional (hab/viv)
Carabaylo	4.55
Puente Piedra	4.57
SMP	3.92

Fuente: INEI año 2007

5.2.4 Consumos:

Para determinar los consumos y la demanda de agua para el Área de Influencia que corresponde al sistema existente de recolección primaria, se ha identificado a través del catastro (GIS) entregado por SEDAPAL [J2], las conexiones de agua potable según su tarifa y se procesó de acuerdo a que si cuenta o no con micromedición (medidor). Asimismo, dicha información ha sido identificada según su área de drenaje al cual pertenece.

Para determinar los consumos, se procedió a analizar y promediar los volúmenes facturados para los años 2010, 2011, 2012, 2013, 2014 y 2015, información que fuera proporcionada por el Área Comercial de SEDAPAL.

Los volúmenes de consumo medido y no medido entregado por SEDAPAL para el área del estudio, están en función de la continuidad del servicio y las pérdidas del sistema.

Los consumos asignados para el desarrollo del presente modelo deberán ser acordes a los análisis del aforo realizados, se deberán de analizar lo anterior; de evidenciar que los consumos asignados se encuentran fuera de los estándares y que el análisis de caudales (aforo) son valores superiores a ello, se deberá calibrar el modelo, es deberán analizar los consumos utilizados en los proyectos aledaños a la zona, identificar a otros consumidores cuyas descargas son el colector Puente Piedra.

Asimismo se ha identificado las áreas de drenaje (Ver Figura N° 5.4) según el distrito en el que se ubican, con el objetivo de realizar la correspondencia directa de los consumos de los proyectos citados en el cuadro anterior.

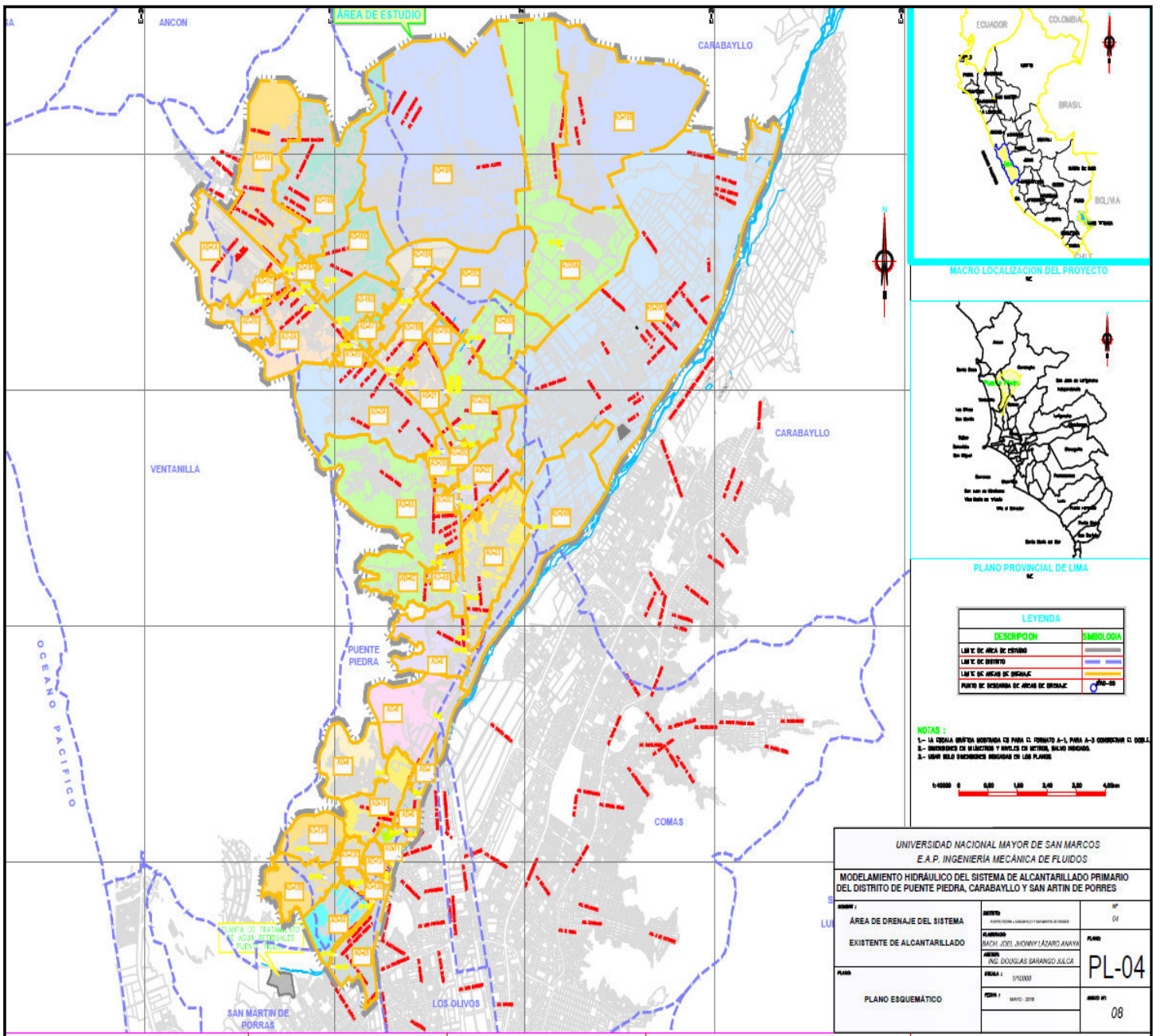
En el Cuadro N° 5.8, se presenta un cuadro donde se determina la ubicación de las áreas de drenaje según distrito:

Cuadro N° 5.8.: Áreas de Drenaje según Distrito

Distrito	Área de Drenaje
Carabaylo	AD-18A (parte), AD-19A, AD-19B, AD-19C, AD-20A, AD-24A
SMP	AD-86
Puente Piedra	AD-1A, AD-1B, AD-1C, AD-2A, AD-2B, AD-3A, AD-3B, AD-3C, AD-4A, AD-4B, AD-4C, AD-5, AD-6, AD-7, AD-8, AD-9, AD-10, AD-11, AD-12, AD-13A, AD-13B, AD-13C, AD-13D, AD-14, AD-15, AD-16A, AD-16B, AD-16C, AD-16D, AD-17, AD-18A (parte), AD-18B, AD-19D, AD-20B, AD-20C, AD-20D, AD-21, AD-22, AD-23, AD-24B

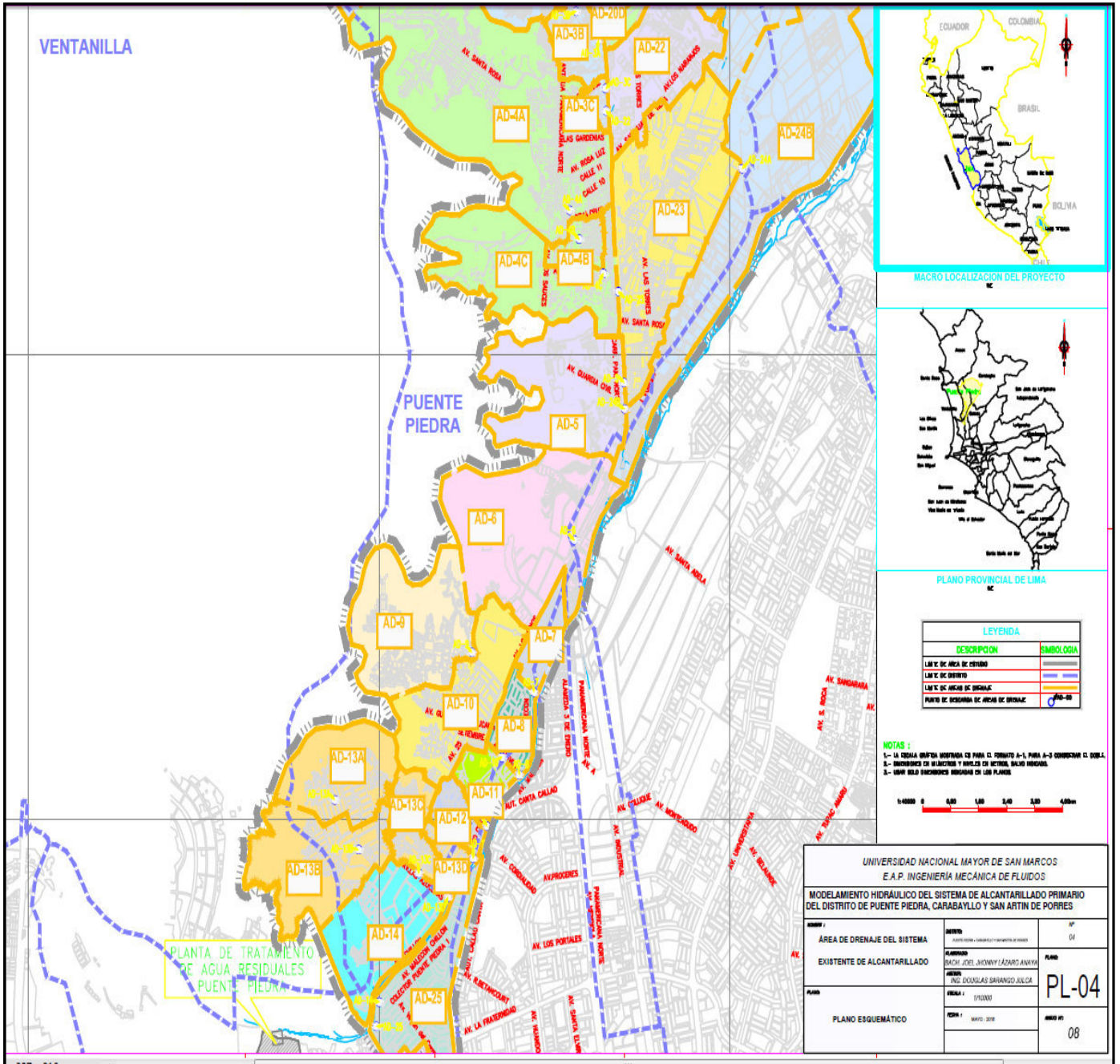
Fuente: Elaboración Propia

Figura 5.4.: Áreas de Drenaje del Colector Puente Piedra existente



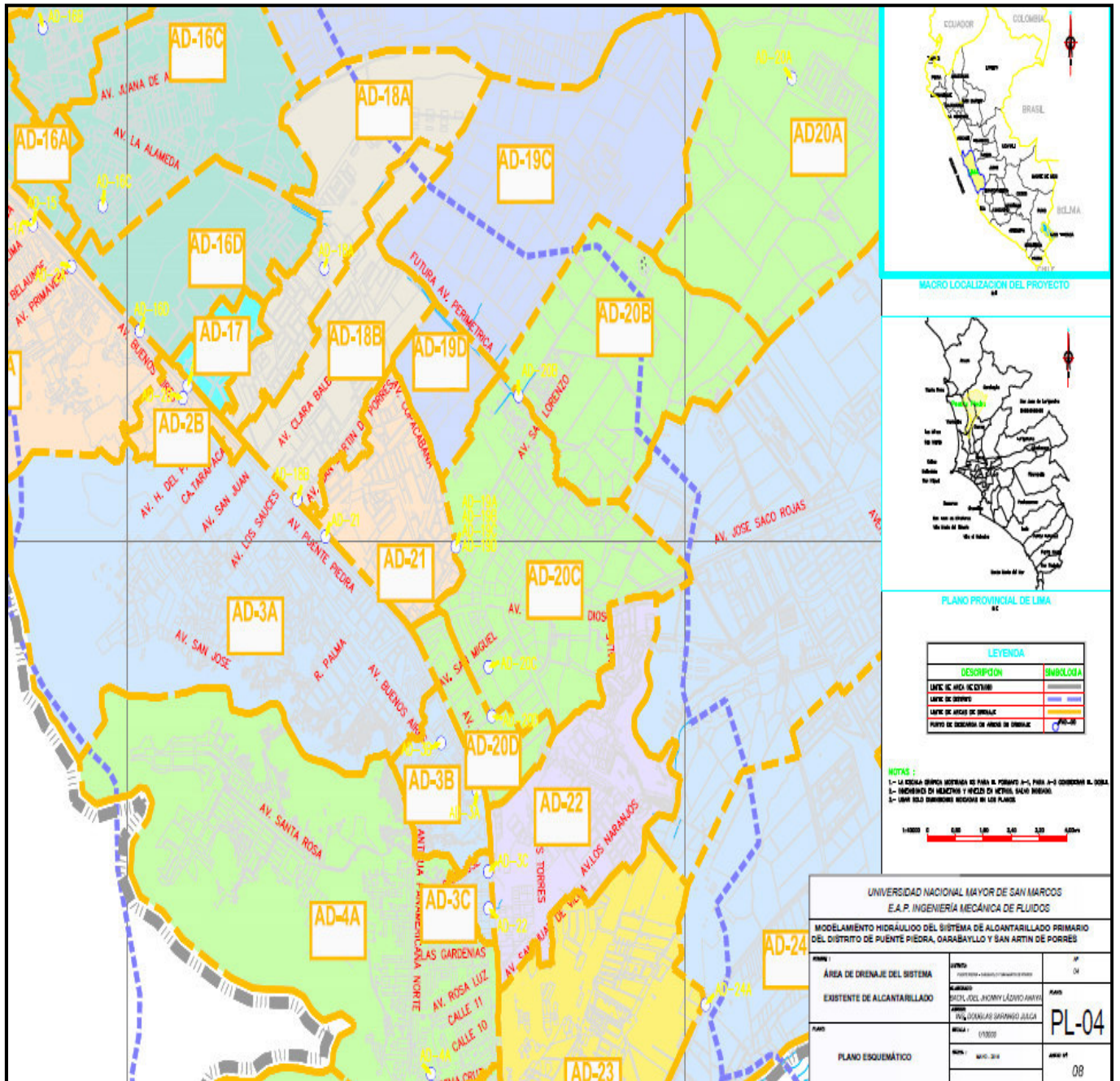
Fuente: Elaboración Propia

Figura 5.4.1.: Áreas de Drenaje del Colector Puente Piedra existente (Llegada del colector a la PTAR Puente Piedra)



Fuente: Elaboración Propia

Figura 5.4.2.: Áreas de Drenaje del Colector Puente Piedra existente (inicio del colector Puente Piedra)



Fuente: Elaboración Propia

5.2.5 Cobertura del Servicio

Para efectuar las proyecciones de la demanda de agua y alcantarillado, previamente se han establecido las variables en el año base para cada área de drenaje. Luego se ha realizado las proyecciones de coberturas, teniendo en cuenta las políticas del gobierno y la capacidad económica de la población del Área de Influencia del Proyecto.

Se procedió a utilizar información proveniente del Benchmarking proporcionada por la SUNASS para obtener la cobertura del servicio, el cual se aplica para cada área de drenaje.

5.3 ÁREAS DE DRENAJE DEL SISTEMA EXISTENTE

El área involucrada del colector Puente Piedra, abarca 46 sub-áreas de drenaje que están distribuidas entre los distritos de Puente Piedra, Carabayllo y SMP, asimismo se ha identificado a los buzones que aportan los caudales representativos de cada área de drenaje hacia al colector Puente Piedra, los cuales se detallan en el Cuadro N° 5.9., y se pueden verificar a detalle en el Plano N° 4.1: Áreas de Drenaje del Sistema Existente de Alcantarillado.

Cuadro N° 5.9: Áreas de drenaje del Colector Puente Piedra existente

Área de Drenaje	Numero de Buzón donde se Aporta al Área de Drenaje	Área de Drenaje	Numero de Buzón donde se Aporta al Área de Drenaje	Área de Drenaje	Numero de Buzón donde se Aporta al Área de Drenaje
AD-1A	Bz-6350	AD-10	Bz-297718	AD-19A1	Bz-335101
AD-1B	Bz-198056	AD-11	Bz-36120	AD-19B1	Bz-335101
AD-1C	Bz-198055	AD-12	Bz-36123	AD-19C1	Bz-335101
AD-2A	Bz-6349	AD-13A	Bz-39327	AD-19D	Bz-335101
AD-2B	Bz-8134	AD-13B	Bz-37554	AD-20A1	Bz-302128
AD-3A	Bz-60187	AD-13C	Bz-37659	AD-20B	Bz-8488
AD-3B	Bz-60354	AD-13D	Bz-39428	AD-20C	Bz-70651
AD-3C	Bz-58543	AD-14	Bz-212339	AD-20D	Bz-59124
AD-4A	Bz-50039	AD-15	Bz-6350	AD-21	Bz-70440
AD-4B	Bz-46422	AD-16A	Bz-6362	AD-22	Bz-63862
AD-4C	Bz-48315	AD-16B	Bz-4617	AD-23	Bz-46847
AD-5	Bz-52373	AD-16C	Bz-8002	AD-24A1	Bz-332802
AD-6	Bz-43028	AD-16D	Bz-7726	AD-24B	MH-11
AD-7	Bz-39813	AD-17	Bz-8130	AD-25	Bz-212344
AD-8	Bz-40058	AD-18A	Bz-7467		
AD-9	Bz-49046	AD-18B	Bz-8805		

Fuente: Elaboración Propia

5.4 CÁLCULO DE LA DEMANDA PARA CADA ÁREA DE DRENAJE:

a) Cálculo de la demanda para el área de drenaje AD-1A

El cálculo de la demanda se hizo con información comercial (consumos de los diferentes usuarios), datos que fueron proporcionados por la empresa de servicios de agua potable y alcantarillado de Lima y Callao (SEDAPAL).

En los Cuadros N° 5.10 al N° 5.15, se presentan como ejemplo de cálculos a realizarse para el cálculo de demanda para el área de drenaje AD-1A.

Cuadro N° 5.10: Consumos del área de drenaje AD-1A

Usuario	Tarifa	Medidor	Conexiones		Consumo (m3/mes/cnx)
			Parcial	Total	
Social	T01	C/Med	5	21	58.83
	T01	S/Med	16		64.71
Domestico	T02	C/Med	2,389	2,523	18.44
	T02	S/Med	134		23.97
Comercial	T03	C/Med	27	36	58.83
	T03	S/Med	9		64.71
Industrial	T04	C/Med	1	3	102.00
	T04	S/Med	2		112.20
Estatad	T05	C/Med	3	3	108.50
	T05	S/Med	0		0.00
Multifam. No Ind.	T06	C/Med	53	68	25.00
	T06	S/Med	15		27.50
Multifam. Ind.	T07	C/Med	0	0	0.00
	T07	S/Med	0		0.00
Total Conexiones				2,654	

Fuente: Información comercial de consumos proporcionados por SEDAPAL – año 2015

Cuadro N° 5.11: Parámetros de diseño

Caudales y Factores de Diseño	Coefficiente
Caudal Máximo Diario ($Q_{md} = K1 * QP$)	$K1 = 1.2$
Caudal Máximo Horario ($Q_{mh} = K2 * QP$)	$K2 = 1.8$
Caudal de Retorno a Desagüe Promedio ($Q_{pd} = K3 * Qp$)	$K3 = 0.8$
Factor de Relación de Consumos de Conex. Domésticas y Multifam. No Ind.	$f1 = 1.4$
Densidad de Saturación	6 hab/día
Porcentaje Área Ocupada	40.00%
Población de Saturación	39229 hab

Fuente: Reglamento de Elaboración de Proyectos de SEDAPAL – año 2015

Cuadro N° 5.12: Cobertura de Agua Potable Lima y Callao

Cobertura de Agua Potable - SEDAPAL	2012	2013	2014
	94.59%	96.28%	97.04%

Fuente: SUNASS – año 2015

Cuadro N° 5.13: Cálculo del consumo por área de drenaje

Área de Drenaje:	AD-1A – DISTRITO DE PUENTE PIEDRA	resultados
Población Actual (habitantes) =	$\frac{Densidad*(Conex.domesticas + conex.multifam.)}{cobertura}$	12,311
Nº viviendas =	$\frac{Conex.domesticas + conx.multifam.}{cobertura}$	2,670
Tasa de crecimiento anual (*)		5.24%
Densidad por lote (hab./lote) (*)		4.57
Porcentaje de pérdidas (*)		32.63%

(*) Información obtenida: INEI, Información Comercial, Catastro GIS de SEDAPAL, Anuario Estadístico SEDAPAL 2015

Cuadro N° 5.14.: Determinación del volumen de agua, a partir de los consumos

Usuario	Conexiones		Consumo (m3/mes/cnx)	Volumen de agua (m3/mes)	Volumen de agua (L/día)
	Parcial	Total			
Social	5	21	58.83	294.15	9805
	16		64.71	1035.36	34512
Domestico	2,389	2,523	18.44	44053.16	1468438.67
	134		23.97	3211.98	107066
Comercial	27	36	58.83	1588.41	52947
	9		64.71	582.39	19413
Industrial	1	3	102.00	102	3400
	2		112.20	224.4	7480
Estatad	3	3	108.50	325.5	10850
	0		0.00	0	0
Multifam. No Ind.	53	68	25.00	1325	44166.6667
	15		27.50	412.5	13750
Multifam. Ind.	0	0	0.00	0	0
	0		0.00	0	0
Consumo Agua promedio					1,771,82

Fuente: Elaboración Propia

Cálculo del caudal de contribución al alcantarillado:

$$Q_{prom} = \frac{(0.8 * Q_{promAP})}{86400 * (1 - \%conex. clandestinas)}$$

$$Q_{prom} = \frac{(0.8 * 177182)}{86400 * (1 - 10\%)}$$

$$Q_{prom} = 18.23 \text{ L/s}$$

Factor de consumo (caudal máximo horario) = 1.8_[j3]

% de conexiones clandestinas para la zona =10%

Cuadro N° 5.15.: Demanda de Desagüe para el año 2015 – Área de Drenaje AD-1A

Demanda de Desagüe calculado para el año base 2015	
Caudal Promedio	Caudal de Diseño
Lt/s	Lt/s
18.23	32.81

Fuente: Elaboración Propia

Para las demás áreas de drenaje, se adjunta el Anexo N° 01, que contiene los cálculos de contribución al sistema existente del colector Puente Piedra.

b) Resumen del cálculo de la demanda de contribución al alcantarillado de las áreas de drenaje del colector puente piedra existente^[E4]:

Cuadro N° 5.16.: Resumen de demanda de contribución al alcantarillado

Área de Drenaje	Caudal Máximo Horario (lps)					
	Base	año 0	año 5	año 10	año 15	año 20
	2015	2018	2023	2028	2033	2038
AD-1A	32.81	45.43	60.43	81.23	110.15	151.76
AD-1B	8.41	11.04	14.19	17.96	22.60	28.77
AD-1C	4.26	4.94	6.52	8.32	10.39	13.25
AD-2A	36.21	36.55	44.31	54.44	66.23	82.21
AD-2B	4.21	4.84	6.34	8.05	9.99	12.68
AD-3A	82.83	95.53	111.05	136.18	165.88	205.73
AD-3B	10.73	12.28	14.76	18.47	22.97	29.00
AD-3C	1.63	1.84	2.58	3.28	3.92	4.94
AD-4A	67.88	79.28	95.95	119.21	146.71	183.48
AD-4B	6.72	7.88	10.36	13.32	16.88	21.67

Área de Drenaje	Caudal Máximo Horario (lps)					
	Base	año 0	año 5	año 10	año 15	año 20
	2015	2018	2023	2028	2033	2038
AD-4C	9.31	10.92	13.85	17.34	21.24	26.65
AD-5	5.95	6.94	9.12	11.64	14.66	18.72
AD-6	44.62	45.15	46.09	47.48	49.02	51.20
AD-7	7.07	8.15	10.55	13.35	16.73	21.27
AD-8	10.13	11.89	15.49	19.89	25.34	32.56
AD-9	27.44	31.95	37.70	47.76	60.53	77.19
AD-10	19.22	22.68	28.96	37.26	47.71	61.38
AD-11	13.00	15.42	20.20	26.13	33.53	43.29
AD-12	7.96	9.32	12.16	15.59	19.77	25.36
AD-13A	16.61	19.43	24.80	31.65	40.27	51.59
AD-13B	14.62	16.97	21.46	27.19	34.36	43.78
AD-13C	10.66	12.60	16.50	21.28	27.24	35.11
AD-13D	6.21	7.28	9.58	12.28	15.55	19.95
AD-14	11.58	13.21	16.39	20.44	25.42	32.04
AD-15	42.39	49.08	61.50	77.65	98.23	125.00
AD-16A	3.07	3.51	4.61	5.81	7.13	9.03
AD-16B	49.22	52.96	62.06	73.55	87.61	105.37
AD-16C	11.07	11.85	15.33	19.27	23.94	30.15
AD-16D	6.04	6.99	8.66	10.29	12.03	14.44
AD-17	3.73	4.34	5.79	7.44	9.33	11.94
AD-18A	28.47	27.96	33.38	39.44	46.37	55.83
AD-18B	12.07	13.93	16.87	20.28	24.24	29.70
AD-19A	84.74	98.11	121.75	149.98	184.71	227.73
AD-19B	48.20	55.64	68.89	84.62	103.92	127.89
AD-19C	18.34	21.22	26.51	32.69	40.18	49.56
AD-19D	0.00	0.00	8.26	10.56	13.37	17.08
AD-20A	79.90	91.21	105.85	122.36	141.90	167.19
AD-20B	7.44	8.65	10.89	13.21	15.84	19.50
AD-20C	14.97	16.54	18.97	22.54	26.84	32.57

Área de Drenaje	Caudal Máximo Horario (lps)					
	Base	año 0	año 5	año 10	año 15	año 20
	2015	2018	2023	2028	2033	2038
AD-20D	126.55	126.55	126.55	126.55	126.55	126.55
AD-21	41.38	43.40	47.63	52.72	59.05	67.40
AD-22	17.88	21.04	26.12	32.71	40.32	50.63
AD-23	22.75	26.46	33.57	42.60	54.03	68.94
AD-24A	91.92	106.67	132.63	163.70	201.98	249.35
AD-24B	3.38	3.90	5.15	6.56	8.16	10.38
AD-25	75.60	81.54	92.48	104.89	118.94	134.91
TOTAL	1,120.73	1,403.07	1,682.80	2,029.16	2,451.72	3,004.72

Fuente: Elaboración propia.

Se adjunta el Anexo 01, que contiene los cálculos de contribución al alcantarillado y su proyección de las áreas de drenaje del Colector Puente Piedra existente.

Es necesario señalar que se ha realizado el modelamiento hidráulico para la situación actual – año base 2015 (año en que se realizaron los aforos), además se está considerando que el presente estudio es información primaria para la investigación científica o para la elaboración de proyectos, teniendo en cuenta la normativa peruana y las etapas que rigen el ciclo de un proyecto de inversión pública, se prevé, de implementarse un PIP en la zona de estudio, se estima que para el 2018 se estarían culminando las obras de mejoramiento y/o ampliación de ser el caso, es por ello que se considera como año 0 al 2018 y año 1 (2019) como año de funcionamiento del sistema implementado, siendo el horizonte (año 20) al 2038.

Asimismo, el presente estudio ha desarrollado el modelamiento hidráulico del sistema existente al año 2023, a fin de evaluar el comportamiento hidráulico en las tuberías de alcantarillado primario sin mejoramiento ni ampliación alguna.

5.5 RESULTADOS DEL MODELAMIENTO HIDRÁULICO PARA EL AÑO BASE 2015

Desde su inicio hasta su descarga final los diámetros del colector Puente Piedra varían en forma ascendente iniciando desde 400 mm., hasta los 1219 mm., antes de ingresar a la PTAR Puente Piedra.

Con respecto al modelamiento del sistema de Alcantarillado actual año 2015, se encontraron tramos en los que la capacidad hidráulica no es suficiente, bajo el escenario de un caudal máximo horario de recolección. Los aforos de inspecciones en campo que se detallan en el siguiente numeral evidenciaron diversos puntos en los que el sistema existente funcionaba represado (fuera de capacidad de diseño) y que se llegó a comprobar en el presente modelamiento hidráulico, también se evidenciaron tramos en los cuales se superaban las velocidades de 5 m/s. En el año 0 del horizonte del proyecto se verificó que 11 tramos superan el 100% de relación tirante/diámetro.

El crecimiento tanto horizontal como vertical de la población, principalmente de Puente Piedra y Carabaylo, de los últimos años consolida la idea de la falta de capacidad hidráulica, en un futuro cercano del colector Puente Piedra.

5.5.1 Resultados del modelamiento hidráulico con modelo SewerCAD V8i para el escenario base año 2015

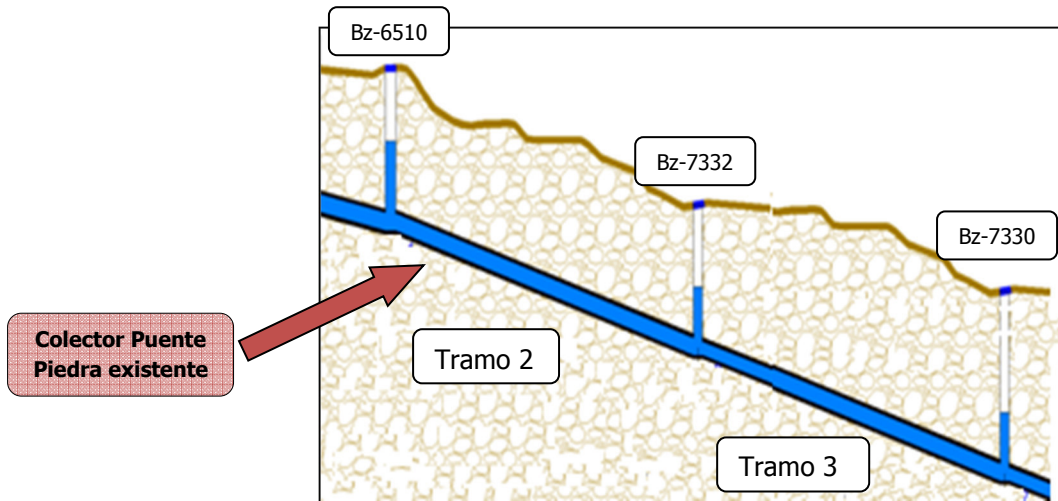
Los resultados del modelamiento hidráulico obtenidos con el modelo SewerCAD V8i se muestran en el Cuadro N° 5.17, donde se tiene la siguiente información:

Parámetros	Descripción
Tramo	Es el tramo comprendido entre cada buzón del colector existente
Buzón de Arranque	Buzón de inicio de cada tramo
Buzón de Llegada	Buzón de llegada del tramo
Nivel de Terreno (inicio) (m.)	Cota de superficie del buzón de arranque
Nivel de Terreno (llegada) (m.)	Cota de superficie del buzón de llegada
Nivel de Fondo (inicio) (m.)	Cota de fondo del buzón de arranque
Nivel de Fondo (llegada) (m.)	Cota de fondo del buzón de llegada
Longitud (escalado) (m.)	Medida del tramo comprendido entre el buzón de arranque y llegada
Pendiente (%)	Diferencia de niveles entre de las cotas de fondo de los buzones (arranque y llegada)entre la longitud del tramo
Diámetro Nominal	Diámetro estándar
Diámetro Interno (mm.)	Diámetro interno de la tubería sin considera el espesor
Material	Material de la tubería de alcantarillado
Coeficiente de Manning n	Coeficiente de rugosidad de la tubería
Relación Tirante/ Diámetro (%)	Relación entre el tirante (nivel de agua/desagüe) sobre el diámetro de la tubería
Tractive Stress (Pascals)	Tensión Tráctiva
Caudal (L/s)	Caudal para la demanda calculada
Capacidad de Diseño (L/s)	Caudal al y/d=75%

Se adjunta el Anexo N° 02, el reporte de todos los tramos del colector Puente Piedra existente.

5.5.2. Cálculos de los resultados obtenidos el modelamiento hidráulico para el escenario base año 2015

A) Para el Tramo N° 2 comprendido entre los Buzones Bz - 6510 y Bz - 7332:



- Características físicas del Tramo N° 02:

DATOS DE CAMPO	SÍMBOLO	VALOR
COTA TERRENO Bz - 6510	CT1	216.00
COTA TERRENO Bz - 7332	CT2	214.91
Longitud (m)	L	132.90
COTA DE FONDO Bz - 6510	CF1	214.17
COTA DE FONDO Bz - 7332	CF2	213.38
Diámetro del Colector (mm)	Ø	400
Material	PVC	Policloruro de Vinilo

- Cálculo de la pendiente:

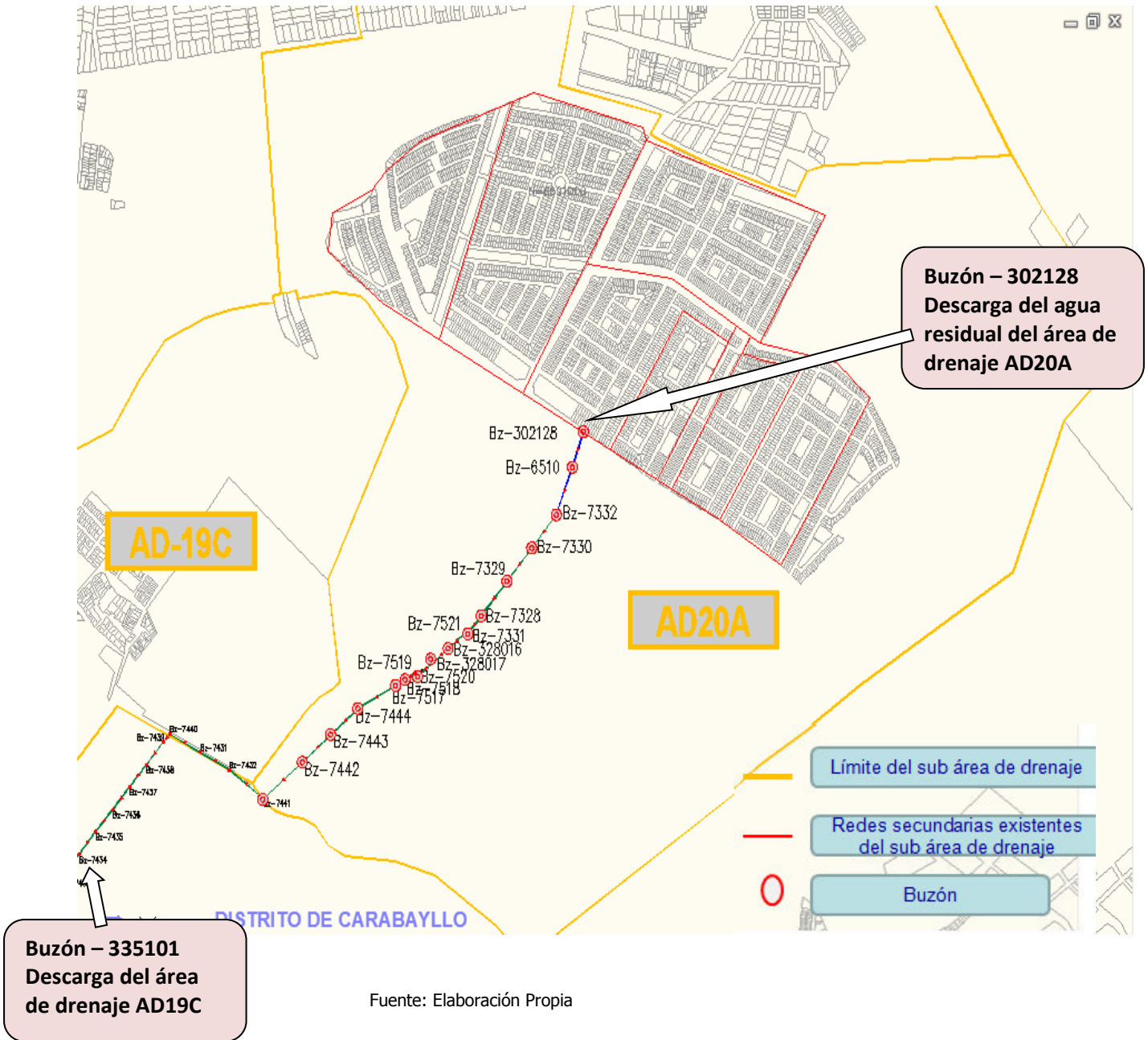
PARAMETRO	FORMULA	VALOR
Diferencia Cotas(ΔCF)	$(CF1 - CF2)$	1.79
PENDIENTE (S) m/m	$\Delta CF / L$	0.00595

- Demanda de contribución del Tramo N° 02:

De los cálculos de la demanda realizados en el presente capítulo, ver Cuadro N° 5.16.: Resumen de demanda de contribución al alcantarillado, se ha calculado que para el área de drenaje AD 20A, descarga un caudal de agua residual de 79.90 l/s (QMH).

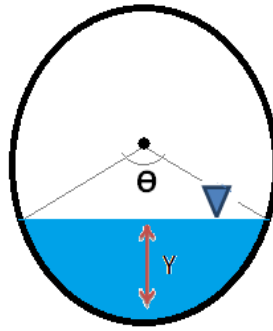
Asimismo, y según se observa en la Figura 5.2.2., el Área de Drenaje AD20A descarga en el Bz-302128 y el caudal que discurre es el mismo que se pasa por los buzones Bz-6510, Bz-7332, Bz-7330, Bz-7329, ya que no ingresa aportes de otras sub áreas de drenaje.

Figura 5.2.2.: buzón de descarga del Sub Área de Drenaje AD20A del colector Puente Piedra



El Área de Drenaje AD20A descarga en el Bz-302128 y el caudal que discurre es el mismo que se pasa por los buzones Bz-6510, Bz-7332, Bz-7330, Bz-7329, ya que no ingresa aportes de otras sub áreas de drenaje.

- De la ecuación de caudal para flujo libre en tuberías:



$$Q = \frac{R^{2/3} * S^{1/2}}{n}$$

Donde:

Q = Caudal m³/s

R = Radio Hidráulico m

S = Pendiente

n = Coeficiente de Rugosidad de Maning

Además, la expresión anterior queda de la siguiente manera involucrando al área de referencia, se obtiene:

$$\left(\frac{Q * n}{S^{1/2}} \right)^3 = \frac{A^5}{P^2} \quad [J5]$$

Donde P es el Perímetro Mojado: $P = \frac{D}{2} * \theta$

Donde A es el Área de la sección: $A = (\theta - \text{sen}\theta) * \frac{D^2}{8}$

- Cálculo del ángulo interno de flujo:

$$\left(\frac{Q * n}{S^{1/2}} \right)^3 = \frac{A^5}{P^2} \quad [J6]$$

$$\left(\frac{0.00799 * 0.013}{0.00595^{1/2}} \right)^3 = \frac{((\theta - \text{sen}\theta) * \frac{0.400^2}{8})^5}{(\theta * 0.400/2)^2} \quad [J7]$$

$$\theta = 180.46^\circ$$

- Cálculo del nivel de agua residual - Tirante (y):

$$y = \frac{D}{2} * \left(1 - \cos\left(\frac{\theta}{2}\right) \right)$$

$$y = \frac{0.400}{2} * (1 - \cos(\frac{180.46^\circ}{2}))$$

$$y = 200.83 \text{ mm}$$

- Cálculo de la Relación Tirante/Diámetro:

$$\frac{y}{D} = \left(\frac{200.83}{400.00}\right) \% = 50.209\%$$

(Cumple con los parámetros de diseño Y/D<75%)

- Cálculo de la Velocidad:

$$V = \frac{Q}{A}$$

$$V = \frac{Q}{(\theta - \text{sen}\theta) * \frac{D^2}{8}}$$

$$V = \frac{0.0799}{(180.46^\circ - \text{sen}180.46^\circ) * \frac{0.400^2}{8}}$$

$$V = 1.27 \text{ m/s}$$

(Cumple con los parámetros de diseño V>0.5 m/s y V<5 m/s)

- Cálculo de la Tensión Tractiva:

$$t = \gamma RS$$

$$t = \gamma \cdot (1 - \text{sen}\theta/\theta) \cdot (D/4) \cdot S$$

$$t = 1000 \times (1 - \text{sen}180.46^\circ/180.46^\circ) \times (0.4/4) \times 0.00595$$

$$\sigma t = 5.82 \text{ Pascales}$$

(Cumple con los parámetros de diseño \sigma t > 1 Pascal)

- Cálculo del Numero de Froude:

$$F = \frac{V}{\left(\frac{A}{g \cdot T}\right)^{0.5}}$$

$$F = \frac{1.27}{\left(9.81 \cdot \frac{(180.46^\circ - \text{sen}180.46^\circ) * \frac{0.4^2}{8}}{0.4 * \text{sen}\left(\frac{180.46^\circ}{2}\right)}\right)^{0.5}}$$

F = 0.142 Régimen Sub - Crítico

- Determinación de la Energía Total:

$$E = Z1 + Y1 + \frac{V1^2}{2g}$$

$$E(\text{entrada}) = 214.17 \text{ m} + 0.20083 \text{ m} + \frac{1.27^2}{2g} \text{ m}$$

$$E(\text{entrada}) = 214.453 \text{ m}$$

$$E(\text{salida}) = 213.38 \text{ m} + 0.20083 \text{ m} + \frac{1.27^2}{2g} \text{ m}$$

$$E(\text{salida}) = 213.663 \text{ m}$$

B) Para el Tramo N° 3 comprendido entre los Buzones Bz - 7332 y Bz - 7330:

- Características físicas:

DATOS DE CAMPO	SÍMBOLO	VALOR
COTA TERRENO Bz - 7332	CT1	214.91
COTA TERRENO Bz - 7330	CT2	214.59
Longitud (m)	L	112.80
COTA DE FONDO Bz - 7332	CF1	213.38
COTA DE FONDO Bz - 7330	CF2	212.57
Diámetro del Colector (mm)	∅	400
Material	PVC	Policloruro de Vinilo

- Cálculo de la pendiente:

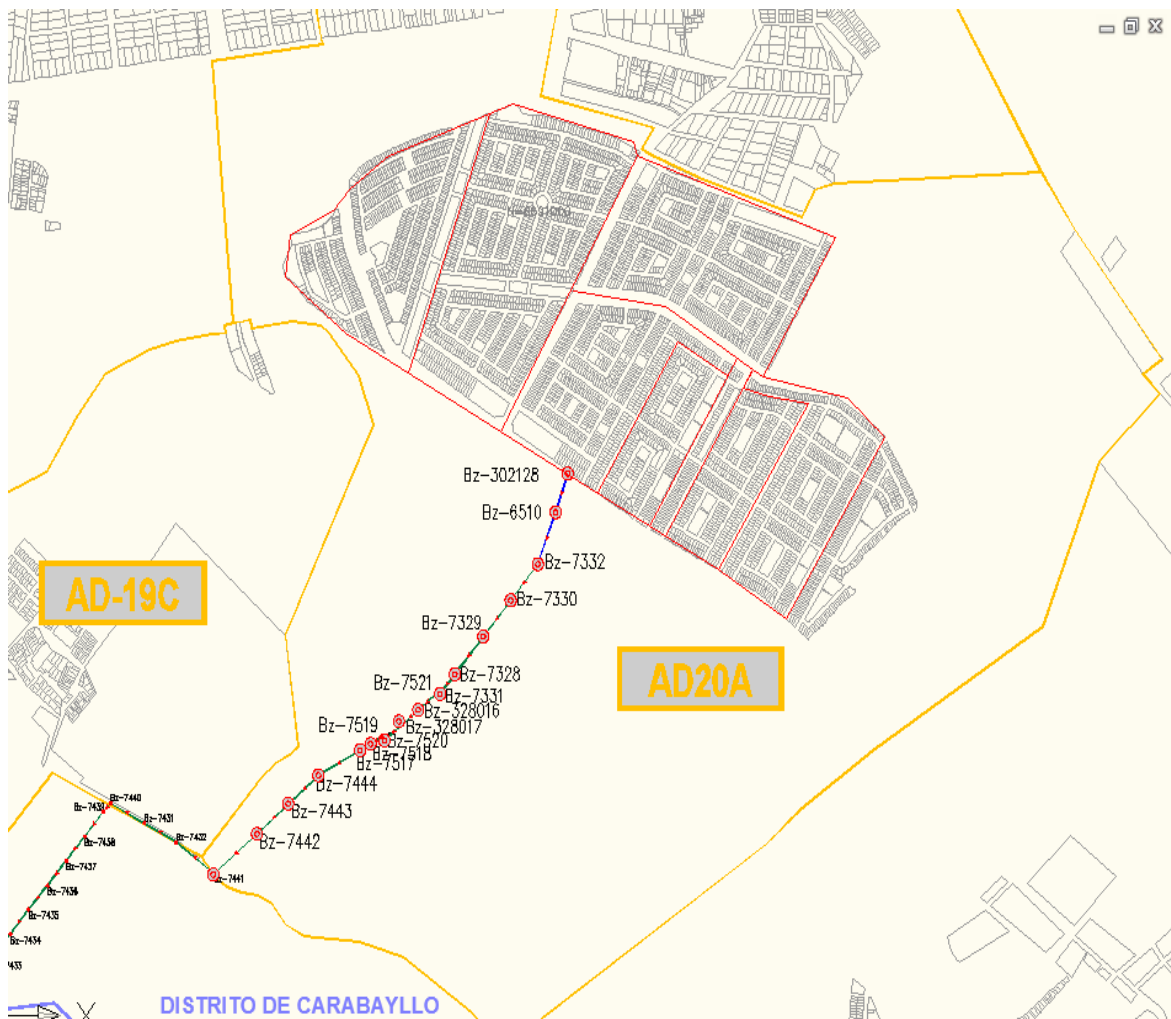
PARAMETRO	FORMULA	VALOR
Diferencia Cotas(ΔCF)	(CF1-CF2)	1.79
PENDIENTE (S) m/m	ΔCF/L	0.00718

- Demanda de contribución al alcantarillado:

De los cálculos de la demanda realizados en el presente capítulo, *ver Cuadro N° 5.16.: Resumen de demanda de contribución al alcantarillado*, se ha calculado que para el área de drenaje AD 20A, descarga un caudal de agua residual de 79.90 l/s (QMH).

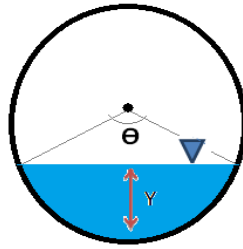
Asimismo, y según se observa en la Figura N° 5.2.3., el Área de Drenaje AD20A descarga en el Bz-302128 y el caudal que discurre es el mismo que se pasa por los buzones Bz-6510, Bz-7332, Bz-7330, Bz-7329, ya que no ingresa aportes de otras áreas de drenaje.

Figura 5.2.3.: buzón de descarga del Sub Área de Drenaje AD20A del colector Puente Piedra



Fuente: Elaboración Propia

- De la ecuación de caudal para flujo libre en tuberías:



- Cálculo del ángulo interno de flujo:

$$\left(\frac{Q * n}{S^{\frac{1}{2}}}\right)^3 = \frac{A^5}{P^2} \quad [J8]$$

$$\left(\frac{0.00799 * 0.013}{0.00718^{\frac{1}{2}}}\right)^3 = \frac{((\Theta - \text{sen}\Theta) * \frac{0.400^2}{8})^5}{(\Theta * 0.400/2)^2} \quad [J9]$$

$$\Theta = 173.57^\circ$$

- Cálculo del nivel de agua residual - Tirante (y):

$$y = \frac{D}{2} * (1 - \cos(\frac{\Theta}{2}))$$

$$y = \frac{0.400}{2} * (1 - \cos(\frac{173.57^\circ}{2}))$$

$$y = 188.78 \text{ mm}$$

- Cálculo de la Relación Tirante/Diámetro:

$$\frac{y}{D} = \left(\frac{188.78}{400.00}\right) \% = 47.19\%$$

(Cumple con los parámetros de diseño Y/D < 75%)

- Cálculo de la Velocidad:

$$V = \frac{Q}{A}$$

$$V = \frac{Q}{(\theta - \text{sen}\theta) * \frac{D^2}{8}}$$

$$V = \frac{0.0799}{(173.57^\circ - \text{sen}173.57^\circ) * \frac{0.400^2}{8}}$$

$$V = 1.37 \text{ m/s}$$

(Cumple con los parámetros de diseño $V > 0.5 \text{ m/s}$ y $V < 5 \text{ m/s}$)

- Cálculo de la Tensión Tractiva:

$$t = \gamma R H S$$

$$t = \gamma \cdot (1 - \text{sen}\theta / \theta) \cdot (D/4) \cdot S$$

$$t = 1000 \times (1 - \text{sen}173.57^\circ / 173.57^\circ) \times (0.4/4) \times 0.00718$$

$$t = 6.78 \text{ Pascales}$$

(Cumple con los parámetros de diseño $ot > 1 \text{ Pascal}$)

- Cálculo del Numero de Froude:

$$F = \frac{V}{\left(g \cdot \frac{A}{T}\right)^{0.5}}$$

$$F = \frac{1.37}{\left(9.81 \cdot \frac{(173.57^\circ - \text{sen}173.57^\circ) * \frac{0.4^2}{8}}{0.4 * \text{sen}\left(\frac{173.57^\circ}{2}\right)}\right)^{0.5}}$$

$$F = 0.226 \text{ Régimen Sub - Crítico}$$

- Determinación de la Energía Total:

$$- E = Z1 + Y1 + \frac{v1^2}{2g}$$

$$- E (\text{salida}) = 212.57 \text{ m} + 0.18878 \text{ m} + \frac{1.37^2}{2g} \text{ m}$$

$$- E(\text{salida}) = 212.854 \text{ m}$$

$$- E (\text{entrada}) = 213.38 \text{ m} + 0.18878 \text{ m} + \frac{1.37^2}{2g} \text{ m}$$

$$- E(\text{entrada}) = 213.664 \text{ m}$$

C) Resumen de los valores obtenidos para los Tramos N° 02 y N° 03:

	Tramo N° 02	Tramo N° 03
Diámetro Tubería	400mm	400mm
Material Tubería	PVC	PVC
Caudal (L/s)	79.9	79.9
Velocidad (m/s)	1.27	1.37
Tirante normal Yn (cm)	200.83	188.78
Relación Y/D (%)	50.21	47.19
Tensión Tractiva (Pa)	5.82	6.78
Numero de Froude	0.142	0.226
Pendiente So	0.00595	0.00718
Energía Total (entrada) (m)	214.453	213.663
Energía Total (salida) (m)	213.664	212.854

Según se visualiza en el cuadro anterior, se deduce lo siguiente:

- Los Tramos N° 01 y 02, según lo evaluado, tienen capacidad de conducción de agua residual, ya que en la actualidad discurre un caudal máximo abarcando la mitad del diámetro de las tuberías.
- Las tuberías (tramos N° 01 y N° 02) no presenta problemas de auto limpieza ni de erosión ya que presentan velocidad dentro del rango permisible ($0.5 \text{ m/s} < V < 5 \text{ m/s}$).
- Las Tuberías cumplen con los parámetro de diseño del transporte de sedimentos, el cual señala que se debe cumplir: Tensión Tractiva > 1 Pascal.
- Ambas tuberías han registrado regímenes de flujo sub - critico ($F2= 0.142$ y $F3=0.226$), por lo que no se presenta la formación de resaltos hidráulicos.
- Es preciso señalar, que si bien es cierto que la capacidad de conducción de los tramos evaluados al año 2015, están alrededor del 50% a capacidad de tubería, es evidente que al incremento de la población (zonas de expansión, proyectos inmobiliarios, zonas comerciales, etc.) va incrementar el tirante de las tuberías según como se observa en el Cuadro N° 5.24 "Resultados del Modelamiento Hidráulico para el año 2023".

- Para la evaluación del resto de tuberías primarias que comprende el área de drenaje del Colector Puesto Piedra existente, se ha utilizado el software SerwerCAD, ya que emplea las ecuaciones antes descritas, las mismas que se adjunta en el Cuadro N° 5.17.

D) Condición: **FLUJO GRADUALMENTE VARIADO**

$$\left(\frac{Q}{g}\right)^2 = \frac{Ac^3}{T} \quad [J10]$$

$$\left(\frac{0.00799}{9.81}\right)^2 = \frac{((\Theta - \text{sen}\Theta) * \frac{0.400^2}{8})^3}{(D * \text{sen}(\frac{\Theta}{2}))} \quad [J11]$$

$$\Theta = 93.82^\circ$$

Tirante crítico:

$$Y_c = \frac{D}{2} * (1 - \cos(\frac{\Theta}{2}))$$

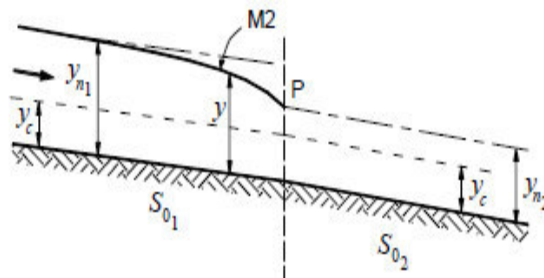
$$Y_c = \frac{0.400}{2} * (1 - \cos(\frac{93.82^\circ}{2}))$$

$$Y_c = 63.36 \text{ cm}$$

Pendiente crítica (Sc):

En ambos tramos el régimen del flujo son sub-críticos, luego se tiene que $S < S_c$

De los perfiles del Flujo Gradualmente Variado, para el cambio de pendiente suave a pendiente meno suave, se tiene:



Por las consideraciones similares a las anteriores se tiene que:

$$Y_c = 63.36 \text{ cm}$$

$$Y_{n2} = 200.80 \text{ cm} \quad S_2 = 0.00595$$

$$Y_{n3} = 188.78 \text{ cm} \quad S_3 = 0.00718$$

De lo anterior en los tramos se cumple que:

$$Yn\ 2 > Yn3$$

En ambos tramos se cumple que:

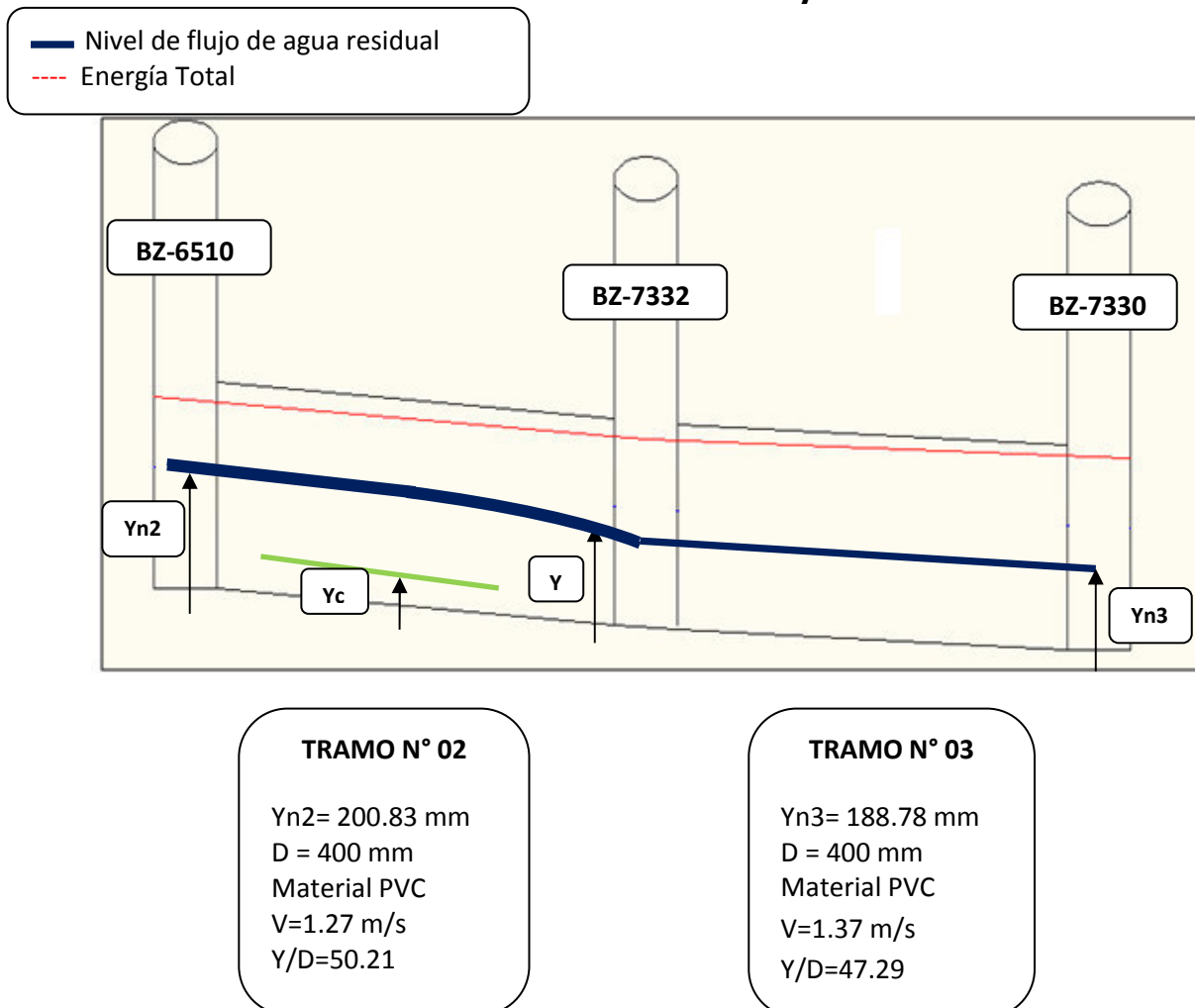
$$Yn\ 2 > Yc\ \text{Pendiente Suave}$$

$$Yn\ 3 > Yc\ \text{Pendiente menos suave}$$

Como $Yn3$ está más cerca de Yc que $Yn2$, se dice que la pendiente es menos suave.

El perfil de empalme es de tipo M2, de deprimido en pendiente suave y a partir del tramo 3, empieza Flujo Uniforme.

Perfil Hidráulico del Tramo N° 02 y Tramo N° 03



Cuadro N° 5.17: Resultado del modelamiento hidráulico – SerwerCad V8i

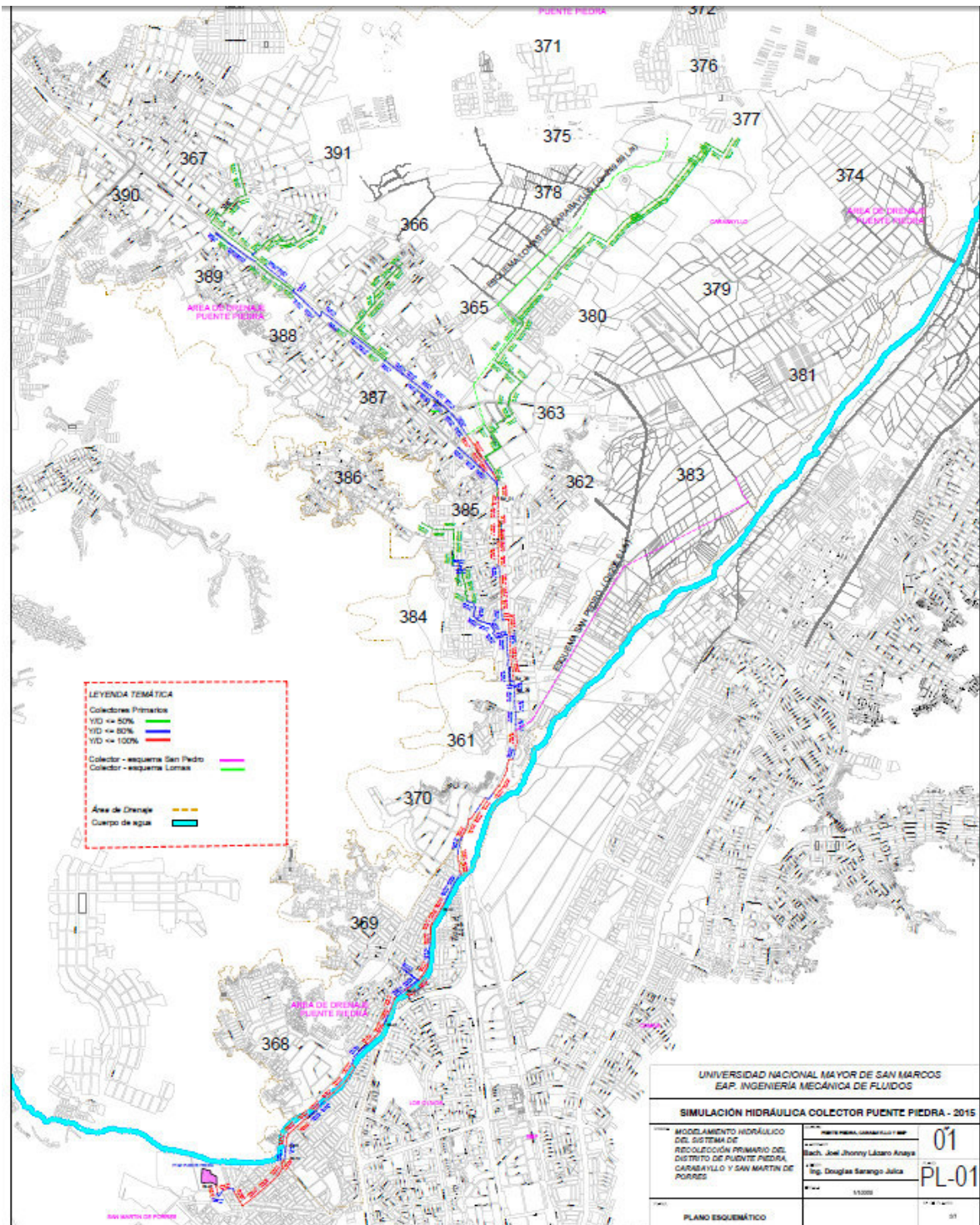
Tramo	Buzón de Arranque	Buzón de Llegada	Nivel de Terreno (inicio) (m.)	Nivel de Terreno (llegada) (m.)	Nivel de Fondo (inicio) (m.)	Nivel de Fondo (llegada) (m.)	Longitud (escalado) (m.)	Pendiente (%x10)	Diámetro Nominal	Diámetro Interno (mm.)	Material	Coefficiente de Manning n	Velocidad (m/s)	Relación Tirante/ Diámetro (%)	Tractive Stress (Pascals)	Caudal (L/s)	Capacidad de Diseño (L/s)
Tramo-1	Bz-302128	Bz-6510	217.32	216.00	214.71	214.17	96.90	5.58	400mm	400	PVC	0.013	1.25	50.70	5.52	79.90	155.59
Tramo-2	Bz-6510	Bz-7332	216.00	214.91	214.17	213.38	132.90	5.95	400mm	400	PVC	0.013	1.28	50.20	5.81	79.90	160.57
Tramo-3	Bz-7332	Bz-7330	214.91	214.59	213.38	212.57	112.80	7.18	400mm	400	PVC	0.013	1.37	48.90	6.78	79.90	176.50
Tramo-4	Bz-7330	Bz-7329	214.59	213.25	212.57	211.47	113.40	9.70	400mm	400	PVC	0.013	1.53	47.00	8.64	79.90	205.12
Tramo-5	Bz-7329	Bz-7328	213.25	212.39	211.47	210.37	118.60	9.28	400mm	400	PVC	0.013	1.51	47.30	8.33	79.90	200.59
Tramo-6	Bz-7328	Bz-7331	212.39	211.73	210.37	209.39	61.90	15.73	400mm	400	PVC	0.013	1.83	44.30	12.69	79.90	261.16
Tramo-7	Bz-7331	Bz-7521	211.73	211.48	209.39	209.17	12.20	17.88	400mm	400	PVC	0.013	1.91	43.80	14.06	79.90	278.48
Tramo-8	Bz-7521	Bz-328016	211.48	211.10	209.17	207.96	55.20	21.93	400mm	400	PVC	0.013	2.06	42.70	16.53	79.90	308.42
Tramo-9	Bz-328016	Bz-328017	211.10	210.00	207.96	206.86	59.70	18.41	400mm	400	PVC	0.013	1.93	43.50	14.39	79.90	282.59
Tramo-10	Bz-328017	Bz-7520	210.00	208.60	206.81	206.07	57.00	13.02	450mm	450	PVC	0.013	1.69	38.60	10.80	79.90	325.30
Tramo-11	Bz-7520	Bz-7519	208.60	208.45	206.07	205.98	12.20	7.79	450mm	450	PVC	0.013	1.40	41.10	7.19	79.90	251.67
Tramo-12	Bz-7519	Bz-7518	208.45	208.30	205.98	205.77	34.70	6.07	450mm	450	PVC	0.013	1.28	42.40	5.89	79.90	222.17
Tramo-13	Bz-4617	Bz-4616	208.48	206.76	205.84	204.42	77.40	18.32	400mm	400	PVC	0.013	1.69	41.70	11.69	49.22	281.85
Tramo-14	Bz-7518	Bz-7517	208.30	208.00	205.77	205.52	36.90	6.62	450mm	450	PVC	0.013	1.32	41.90	6.31	79.90	231.90
Tramo-15	Bz-7517	Bz-7444	208.00	207.21	205.52	204.81	118.60	6.00	450mm	450	PVC	0.013	1.28	42.50	5.83	79.90	220.78
Tramo-16	Bz-7444	Bz-7443	207.21	206.36	204.81	204.18	104.20	6.08	450mm	450	PVC	0.013	1.28	42.40	5.90	79.90	222.35
Tramo-17	Bz-4616	Bz-4535	206.76	206.20	204.42	204.31	32.30	3.47	400mm	400	PVC	0.013	0.92	41.70	3.12	49.22	122.62
Tramo-18	Bz-4535	Bz-4481	206.20	204.71	204.31	202.76	62.50	24.76	400mm	400	PVC	0.013	1.88	32.80	14.81	49.22	327.69

Tramo-19	Bz-7443	Bz-7442	206.36	205.85	204.18	203.48	112.80	6.21	450mm	450	PVC	0.013	1.29	44.40	5.99	79.90	224.62
Tramo-20	Bz-7442	Bz-7441	205.85	205.48	203.48	202.80	153.30	4.42	450mm	450	PVC	0.013	1.14	45.70	4.56	79.90	189.46
Tramo-21	Bz-7441	Bz-7432	205.48	204.56	202.80	202.27	127.70	4.18	450mm	450	PVC	0.013	1.12	44.90	4.36	79.90	184.36
Tramo-22	Bz-4481	Bz-4480	204.71	202.33	202.76	200.88	76.20	24.74	400mm	400	PVC	0.013	1.88	32.80	14.80	49.22	327.55
Tramo-23	Bz-7432	Bz-7431	204.56	203.87	202.27	201.78	97.20	5.01	450mm	450	PVC	0.013	1.19	43.60	5.05	79.90	201.78
Tramo-24	Bz-7431	Bz-7440	203.87	203.72	201.78	201.08	103.60	6.76	450mm	450	PVC	0.013	1.33	41.80	6.41	79.90	234.32
Tramo-25	Bz-7440	Bz-7439	203.72	203.16	201.08	200.71	28.30	13.16	450mm	450	PVC	0.013	1.70	38.50	10.89	79.90	327.05
Tramo-26	Bz-4480	Bz-4479	202.33	201.38	200.88	199.92	82.30	11.59	400mm	400	PVC	0.013	1.43	35.60	8.15	49.22	224.23
Tramo-27	Bz-7439	Bz-7438	203.16	202.59	200.71	200.01	78.00	8.97	450mm	450	PVC	0.013	1.48	40.30	8.04	79.90	270.04
Tramo-28	Bz-7438	Bz-7437	202.59	202.01	200.01	199.31	76.80	9.11	450mm	450	PVC	0.013	1.49	40.30	8.14	79.90	272.17
Tramo-29	Bz-4479	Bz-4615	201.38	200.61	199.92	198.34	60.70	26.12	400mm	400	PVC	0.013	1.91	39.80	15.44	49.22	336.55
Tramo-30	Bz-7437	Bz-7436	202.01	201.38	199.31	198.61	77.40	9.04	450mm	450	PVC	0.013	1.48	40.30	8.09	79.90	271.10
Tramo-31	Bz-7436	Bz-7435	201.38	200.58	198.61	197.91	77.10	9.08	450mm	450	PVC	0.013	1.49	40.30	8.11	79.90	271.64
Tramo-32	Bz-4615	Bz-4478	200.61	199.79	198.34	197.11	106.40	11.59	400mm	400	PVC	0.013	1.43	35.60	8.15	49.22	224.21
Tramo-33	Bz-7435	Bz-7434	200.58	200.10	197.91	197.21	76.20	9.19	450mm	450	PVC	0.013	1.49	40.20	8.19	79.90	273.26
Tramo-34	Bz-7434	Bz-7433	200.10	199.26	197.21	196.51	78.90	8.87	450mm	450	PVC	0.013	1.47	46.70	7.96	79.90	268.47
Tramo-35	Bz-4478	Bz-6336	199.79	197.95	197.11	195.57	93.90	16.44	400mm	400	PVC	0.013	1.62	34.20	10.73	49.22	266.99
Tramo-36	Bz-7433	Bz-8600	199.26	198.81	196.51	195.81	221.90	3.16	450mm	450	PVC	0.013	1.01	46.70	3.48	79.90	160.13
Tramo-37	Bz-8600	Bz-8599	198.81	197.92	195.81	195.11	120.10	5.83	450mm	450	PVC	0.013	1.26	42.70	5.70	79.90	217.67
Tramo-38	Bz-6336	Bz-6481	197.95	196.31	195.57	194.12	111.90	12.93	400mm	400	PVC	0.013	1.49	35.10	8.88	49.22	236.78
Tramo-39	Bz-8599	Bz-8598	197.92	197.65	195.11	194.73	57.00	6.63	450mm	450	PVC	0.013	1.32	41.90	6.32	79.90	232.18

Fuente: Modelamiento SewerCAD V8, se precisa que el colector Puente Piedra existente cuenta con 489 tramos (conductos) es por ello que el resultado completo del modelamiento se adjunta en ANEXO N° 02: Reporte del modelamiento hidráulico para el escenario 2015.

5.5.3. Resultado Gráfico del colector Puente Piedra para el escenario CAUDAL MAXIMO HORARIO – 2015 (Modelamiento Hidráulico con consumos)

Figura N° 5.4. Simulación del Colector Puente Piedra existente – año 2015



Fuente: Elaboración Propia

Observamos que la mayoría de los tramos que comprenden el colector Puente Piedra existente se encuentran operando a su capacidad de diseño $50\% < Y/D < 80\%$ (conductos de color azul), por lo que a mayores ingresos de caudal ya sea por incremento poblacional en el horizonte de

tiempo o por la conexión de otras áreas de drenaje al colector Puente Piedra, en el corto plazo dicho colector estaría operando a presión (condición crítica).

Realizado el cálculo hidráulico del Colector Puente Piedra, para la contribución máxima de desagüe para el año 2015, se observa que existen conductos (68 de un total de 489) que estarían operando por encima de su capacidad de diseño ($y/D=75\%$), se observa también que existen conductos (46 de 485) que estarían operando entre el 50 al 75% de su capacidad de conducción (y/d).

Para la situación actual, existen 22 conductos que operan a una capacidad de conducción $y/d=100\%$, por lo que son considerados tramos críticos el cual deberán ser señalados para su futuro mejoramiento, así como se observa en la Figura 5.5.4 (conductos de color rojo).

5.5.4. Identificación de los tramos críticos del colector Puente Piedra (Año 2015)

a) **Tramo N° 1:** Comprendido entre el Bz-01 y el Bz-29, se observa que los tramos operan a presión, ver Figura N° 5.6.

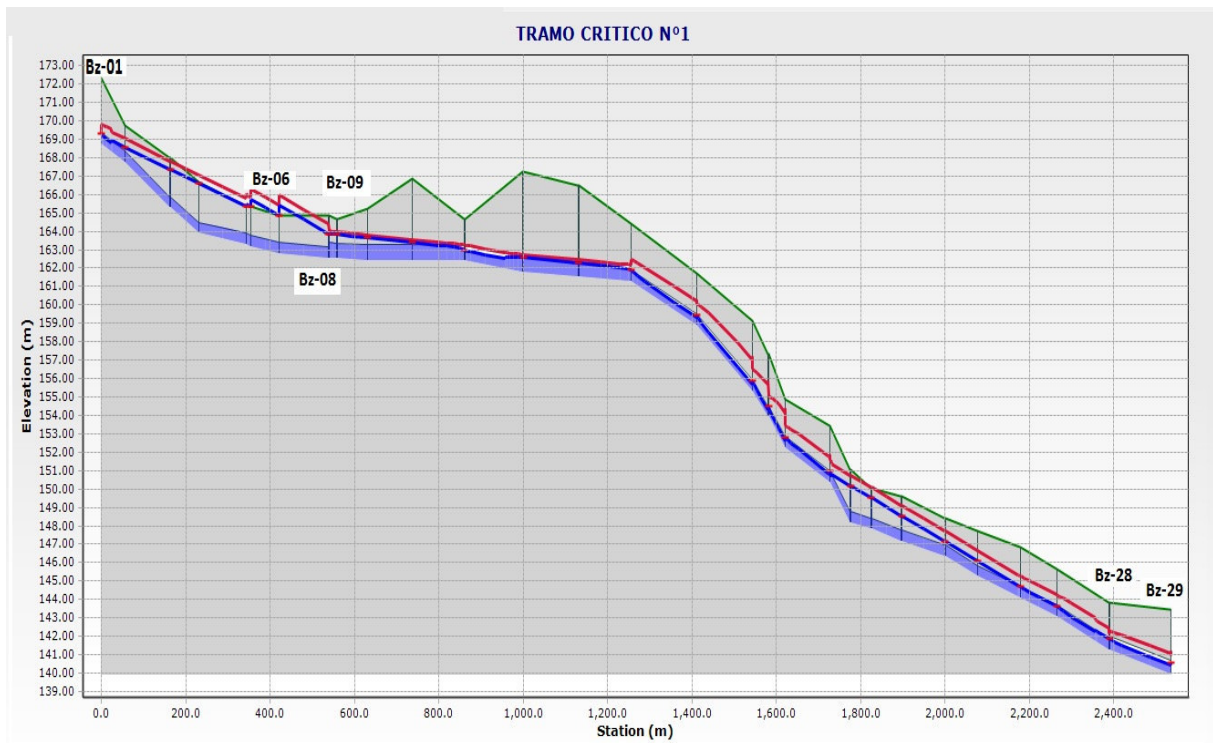


Figura N° 5.6. Perfil Longitudinal del modelamiento hidráulico para el sistema existente Tramo 1 - año 2015

Fuente: Modelamiento SewerCAD y elaboración propia

Ante un aumento extraordinario del caudal, el Bz-06, Bz-07 y Bz-08, son los más críticos en estos buzones se generarían aniegos, generado por la formación de un resalto hidráulico aguas arriba debido al cambio brusco de pendiente.

El gradiente hidráulico (línea de color azul) de los tramos comprendido entre los buzones Bz-06 y Bz-07 se encuentra casi al nivel de la cota de terreno de dichos buzones, es decir que en horas punta (máximo horario) dichos tramos además que operan tubería llena, el nivel del agua

residual se eleva hasta el buzón, pudiendo generar ante cualquier crecida y/o exceso de contribución al alcantarillado, presiones en las tapas de los buzones.

En tramo comprendido entre los buzones Bz- 28 y Bz-29, se observa que opera a una capacidad de conducción del 80% de la relación Tirante/Diámetro.

Asimismo y dependiendo del estado de la tubería, todos los tramos a comparación del tramo entre el Bz-28 y Bz-29 operan a presión por lo que podría generar asentamientos de los pavimentos.

b) **Tramo N° 2:** comprendido entre el BZ-30 y el Bz-42, se observa la formación de un resalto hidráulico en el conducto que está entre los Bz-38 y Bz-39, el resto de buzones o MH operan a una capacidad de $Y/D > 75\%$, ver Figura N° 5.7.

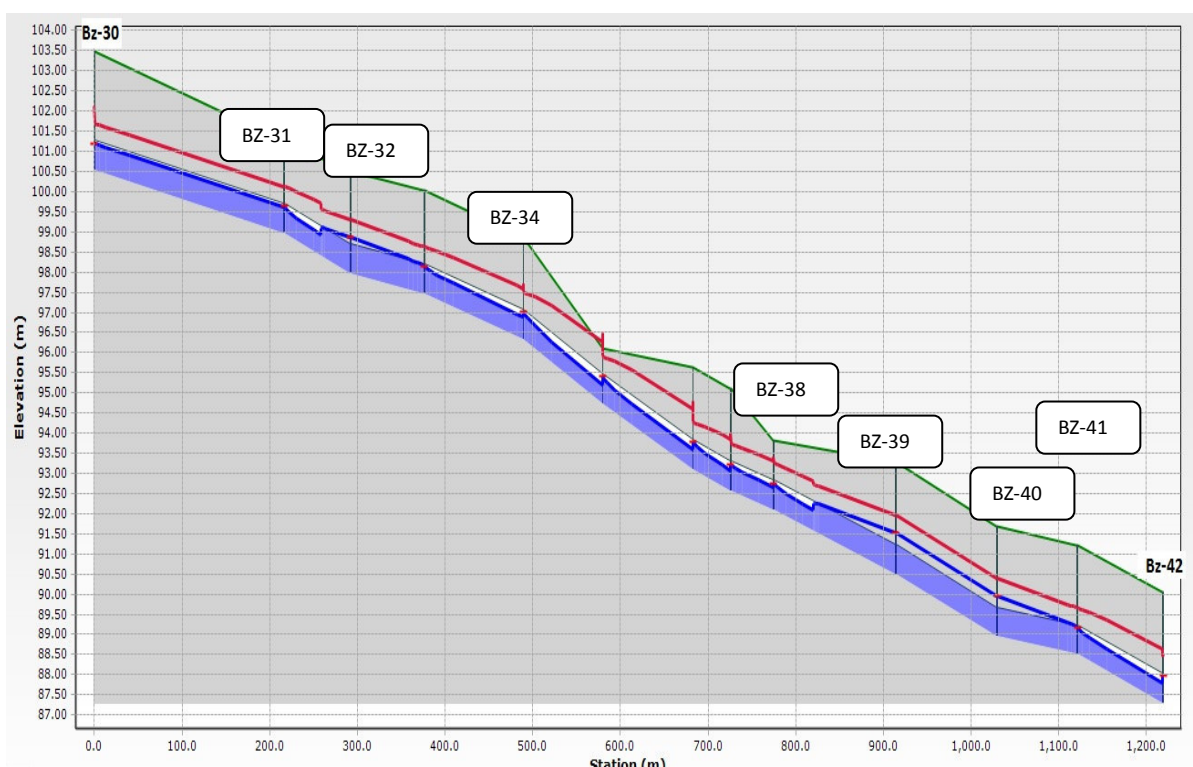


Figura N° 5.7. Perfil Longitudinal del modelamiento hidráulico para el sistema existente Tramo 2 - año 2015

Fuente: Modelamiento SewerCAD y elaboración propia

Se evidencia la formación de un resalto hidráulico en el tramo comprendido entre los buzones Bz-31 y Bz-32, asimismo en el tramo de los buzones 38 y 39.

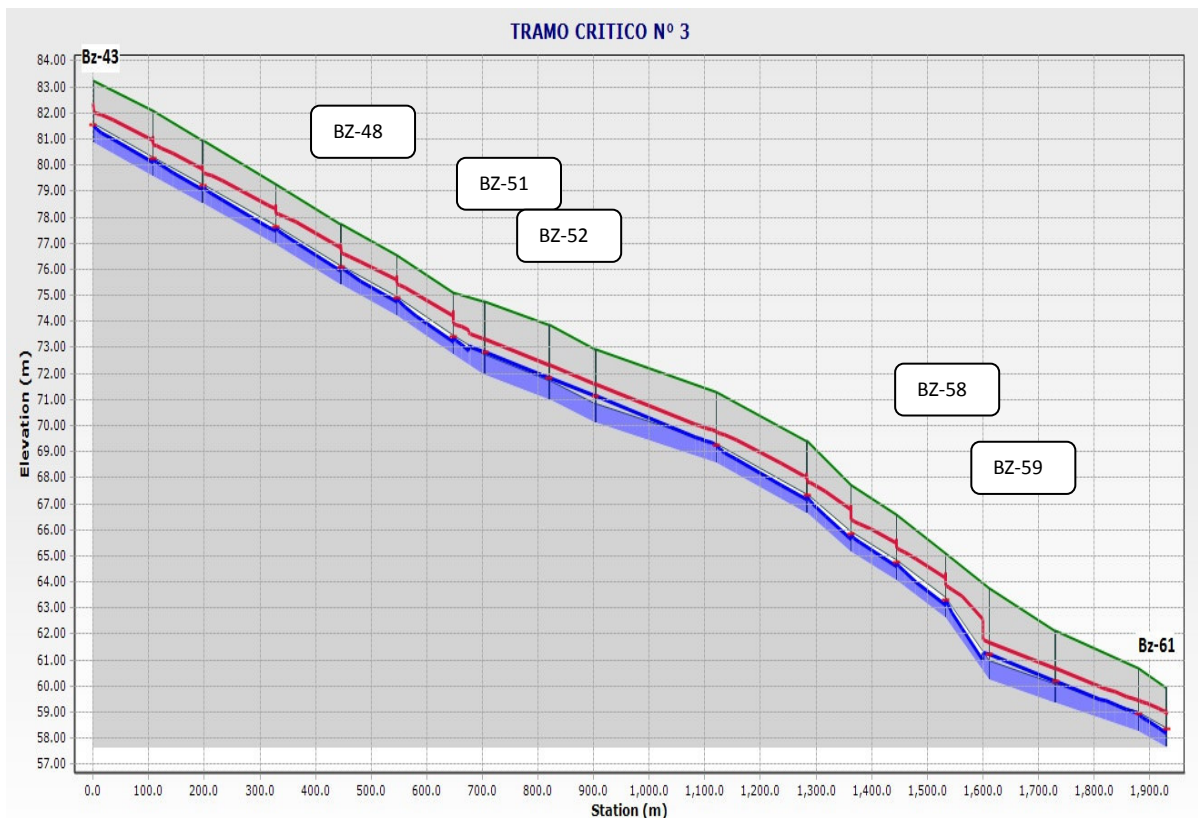
Todos los tramos, operan a una capacidad de conducción de agua residual de relación de tirante vs diámetro mayor al 75 %.

Es evidente que ante un incremento de agua residual, debido al incremento poblacional, incremento de zonas de expansión, o de proyectos inmobiliarios, factibilidades de servicios, etc., se evidenciaría en diversos tramos la falta de capacidad.

Los Tramos comprendidos entre los buzones Bz- 31 al Bz-39, se evidencia que operan a una capacidad de conducción casi a tubería llena, asimismo se evidencia la variación del tirante y la velocidad en cada tramo por lo que se asemeja a un MGV, movimiento Gradualmente Variado.

- c) **Tramo N° 3:** comprendido entre el BZ-43 y el Bz-61, se observa la formación de un resalto hidráulico en el conducto que está entre los Bz-57, Bz-58 y Bz-59, el resto de buzones o MH operan a una capacidad de conducción de $Y/D > 90\%$, Ver Figura 5.8.

Figura N° 5.8. Perfil Longitudinal del modelamiento hidráulico para el sistema existente Tramo 3 - año 2015



Fuente: Modelamiento SewerCAD y elaboración propia

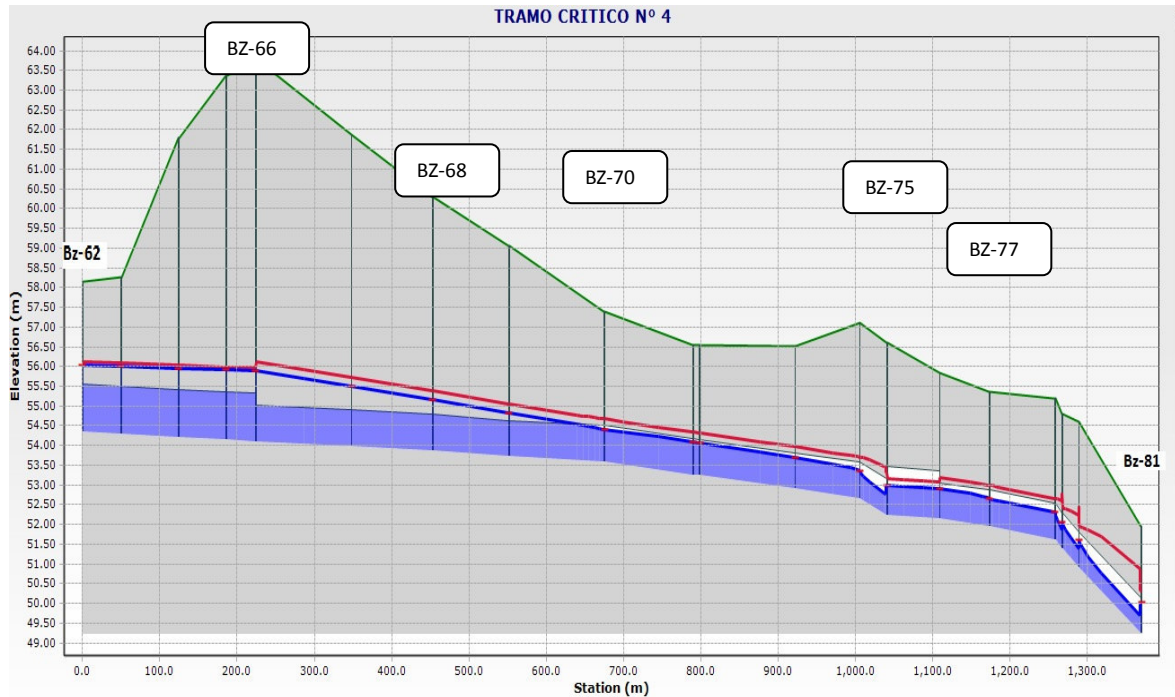
Se evidencia la formación de un resalto hidráulico en el tramo comprendido entre los buzones Bz-57, Bz-58 y Bz-59.

Todos los tramos, operan a una capacidad de conducción de agua residual de relación de tirante vs diámetro mayor al 85 %.

Es evidente que ante un incremento de agua residual, debido al incremento poblacional, incremento de zonas de expansión, o de proyectos inmobiliarios, factibilidades de servicios, etc., se evidenciaría en diversos tramos la falta de capacidad.

- d) **Tramo N° 4:** comprendido entre el BZ-62 y el Bz-81 a la entrada de la PTAR Puente Piedra (Buzón 81), se observa que el 50% de los tramos o conductos comprendidos en dichos buzones operan a una capacidad de conducción del 100%, por lo que al incremento de caudal por el propio crecimiento poblacional produciría los aniegos y represamientos e la superficie, ver Figura N° 5.9.

Figura N° 5.6.: Perfil Longitudinal del modelamiento hidráulico del sistema existente Tramo 4 – año 2015



Fuente: Modelamiento SewerCAD y elaboración propia

Es evidente que ante un incremento de agua residual, debido al incremento poblacional, incremento de zonas de expansión, o de proyectos inmobiliarios, factibilidades de servicios, etc., se evidenciaría en diversos tramos la falta de capacidad.

Entre los tramos comprendidos entre el Bz-62 al Bz-70, se observa que la línea del gradiente hidráulico (color azul) está por encima del lomo de las tuberías, y que se evidencia que en horas pico (máximo horario) las tuberías operan a presión, por lo que son tramos considerados vulnerables ante cualquier problema de asentamiento.

A la llegada de la PTAR Puente Piedra (Bz-81), se observa que ingresa caudales que superan el 75% de la relación tirante diámetro.

5.6. RESULTADOS DE LA CAMPAÑA DE AFORO

5.6.1. Trabajos de monitoreo: aforo de aguas residuales en colector existente Puente Piedra (22 puntos)

Los puntos de aforo de aguas residuales en colectores fueron seleccionados en gabinete y verificados en campo para comprobar que cumplan con las condiciones hidráulicas para el aforo de los colectores, y se expone en el Cuadro N° 5.18 y Figura N° 5.10.

En la Figura N° 5.11 se muestra la identificación de usuarios con tarifas industriales y puntos de descarga de áreas de drenaje del colector Puente Piedra existente.

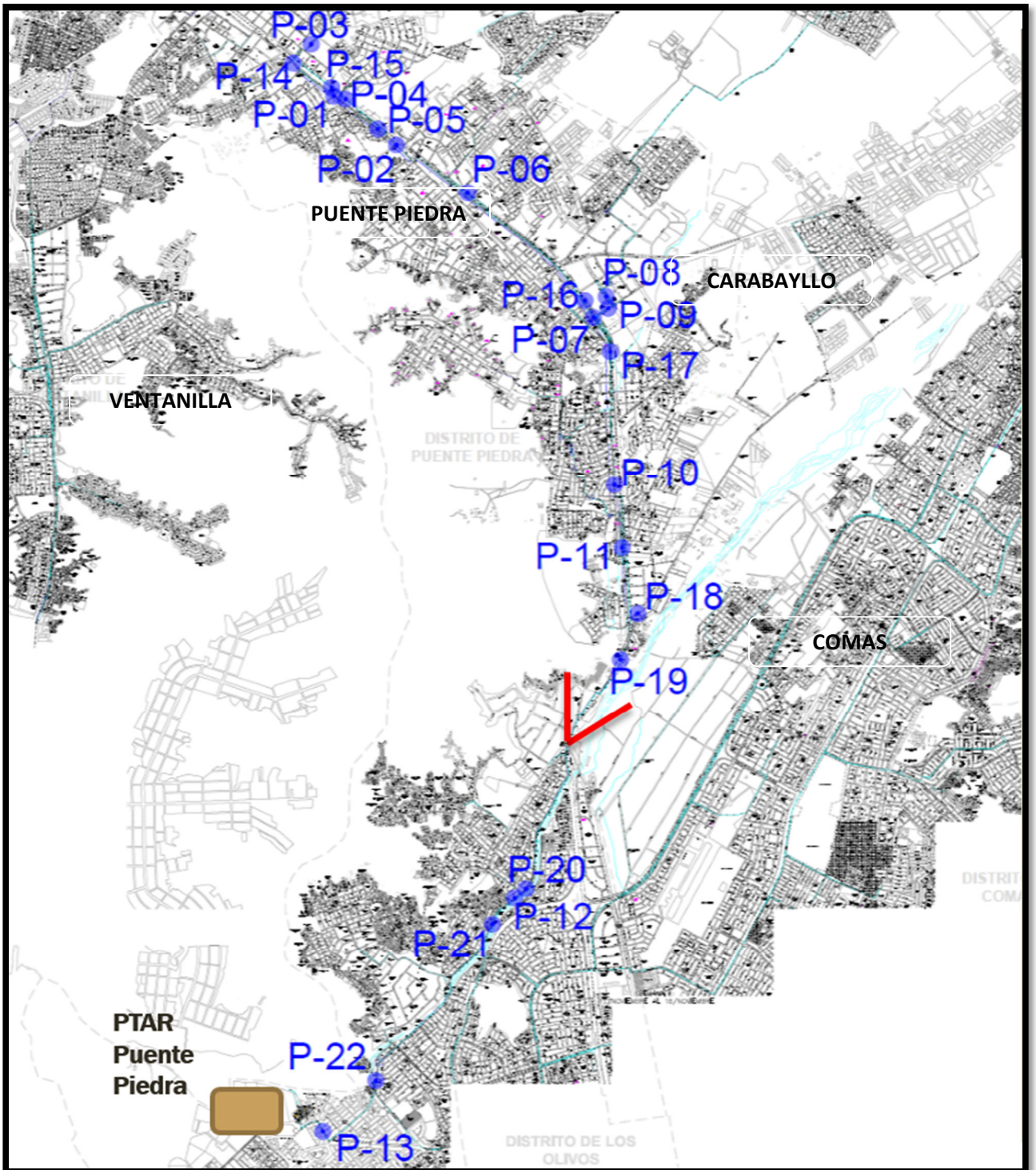
Cuadro N° 5.18.: Ubicación de los Puntos de Aforo de los Colectores

Punto de Aforo	COLECTOR	N° Buzón ADMINISTRADA	CALLE 1	CALLE 2
P-1	Puente Piedra	B-8099	Av. Buenos Aires	Ca. Víctor Andrés Belaunde
P-2	Puente Piedra	B-8132	Av. Buenos Aires	Ca. Pedro Garay
P-3	San Benito	-	Ca. Juana de Arco	
P-4	Alameda Norte	B-6355	Ca. Leoncio Prado	
P-5	Puente Piedra	B-8133	Av. Buenos Aires	
P-6	Colector N°4	B-6739	Aux- Panamericana Norte	A 1/2 Cdra. Del cruce con Av. San Juan
P-7	Puente Piedra	B-6035	Aux- Panamericana Norte	Cruce con Psje. 2
P-8	Las Vegas	B-70236	Av. Sta. Josefina	A 1/2 Cdra. Del cruce con Av. Las Vegas
P-9	Santa María	B-58532	Av. Las Vegas	A 1/2 Cdra. Del cruce con Av. Panamericana Norte
P-10	Puente Piedra	B-45548	Aux- Panamericana Norte	Cruce con Ca. Dos
P-11	Los Sureños	B-46563	Aux- Panamericana Norte	A 1/2 Cdra. Del cruce con Av. Santa Rosa
P-12	Los Marineros	B-39941	Av. Malecón Chillón	A 1/2 Cdra. Del cruce con la av. 25 de setiembre
P-13	Puente Piedra	-	Av. Santa Maria	A 2 Cdras. Del cruce con la Av. Las Torres
P-14	Gloriabamba	-	Av. Buenos Aires	
P-15	Alameda Norte	B-6358	Ca. Leoncio Prado	
P-16	Copacabana	B-335118	Aux- Panamericana Norte	A 1/2 Cdra. Del cruce con Av. Las Vegas
P-17	Puente Piedra	B-60180	Aux- Panamericana Norte	A 3 Cdras al sur del cruce con Av. Las Vegas
P-18	Colector 3 - Colector Principal Los Portales	-	Av. Arequipa (Gallinazos)	A 2 Cdras al este del cruce con la panamericana norte

Punto de Aforo	COLECTOR	N° Buzón ADMINISTRADA	CALLE 1	CALLE 2
	Menorca			
P-19	Puente Piedra	-	Aux- Panamericana Norte	
P-20	Puente Piedra	B-40059	Av. Malecón Chillón	Av. Los jazmines
P-21	Puente Piedra	B-36119	Av. Malecón Chillón	A 2 Cdras al norte del cruce con la av. Los tulipanes
P-22	Puente Piedra	B-212343	Av. San Diego de Alcalá	A 2 Cdras al norte del cruce con la Av. Santa Maria

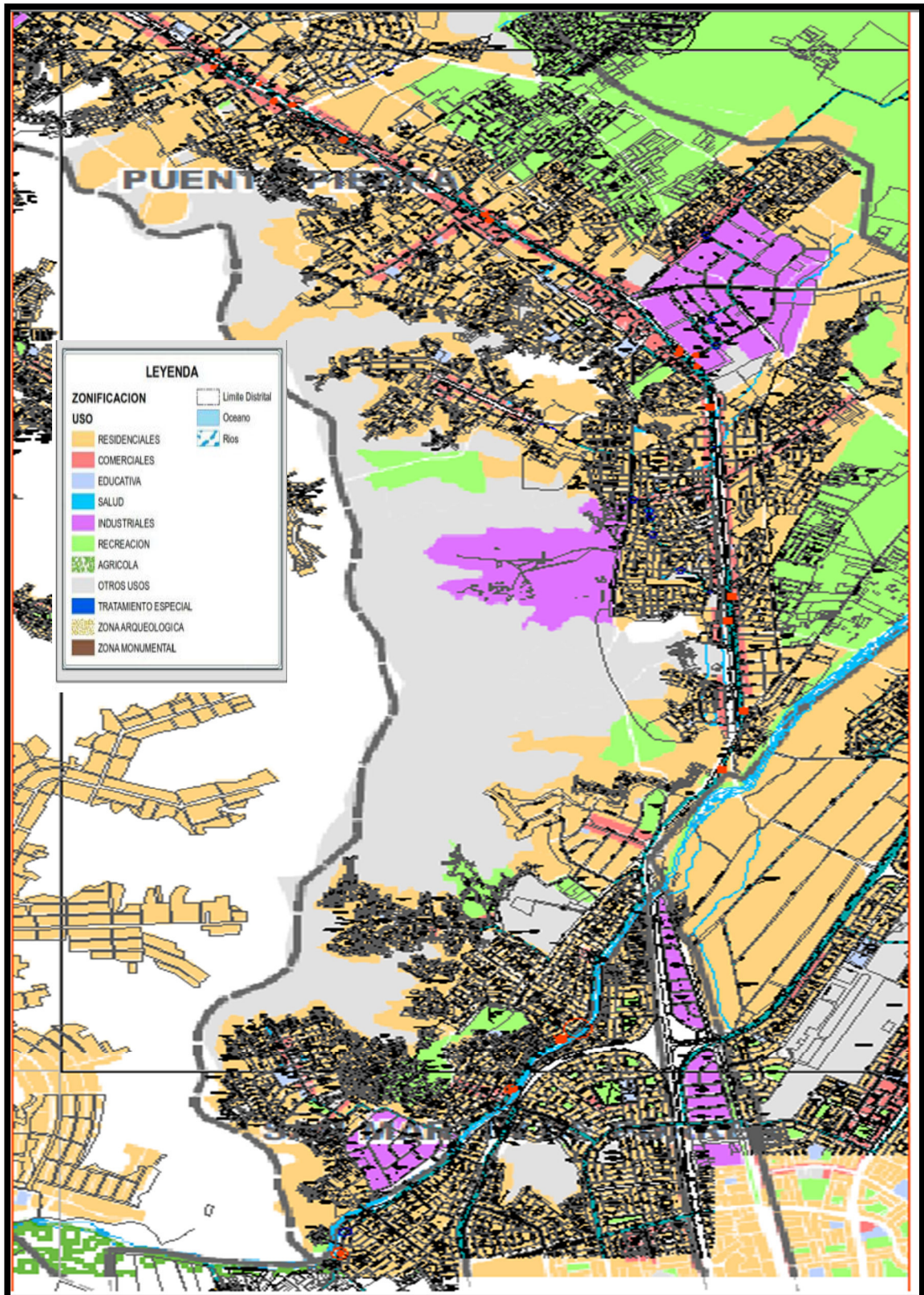
Fuente: Elaboración Propia

Figura N° 5.10.: UBICACIÓN DE PUNTOS DE AFORO



Fuente: Elaboración Propia

Figura N° 5.11.: IDENTIFICACIÓN DE USUARIOS CON TARIFAS INDUSTRIALES Y PUNTOS DE DESCARGA DE LAS ÁREAS DE DRENAJE DENTRO DEL ÁREA DEL PROYECTO



Fuente: Información de tipo de consumidores del Equipo Control y Reducción de Fugas de Sedapal – año 2015

Las fechas en que se han ejecutado los trabajos de campo son los siguientes:

- E) **Grupo 1: Puntos P-1, P-2, P-14**
Aforo: 26-07-15 al 30-07-15, (96 horas)
- F) **Grupo 2: Puntos P-3, P-4, P-15**
Aforo: 31-07-15 al 04-08-15, (96 horas)
- G) **Grupo 3: Puntos P-7, P-8, P-9**
Aforo: 05-08-15 al 09-08-15, (96 horas)
- H) **Grupo 4: Puntos P-5, P-16, P-17**
Aforo: 11-08-15 al 15-08-15, (96 horas)
- I) **Grupo 5: Puntos P-6, P-10, P-11**
Aforo: 16-08-15 al 20-08-15, (96 horas)
- J) **Grupo 6: Puntos P-12, P-20, P-21**
Aforo: 21-08-15 al 25-08-15, (96 horas)
- K) **Grupo 7: Puntos P-18, P-19**
Aforo: 26-08-15 al 30-08-15, (96 horas)
- L) **Grupo 8: Puntos P-13, P-22**
Aforo: 31-08-15 al 04-09-15, (96 horas)

5.6.2. Resultados de aforo de los colectores primarios según punto de muestreo (información de tirantes)

a) **Punto P-1 Puente Piedra**

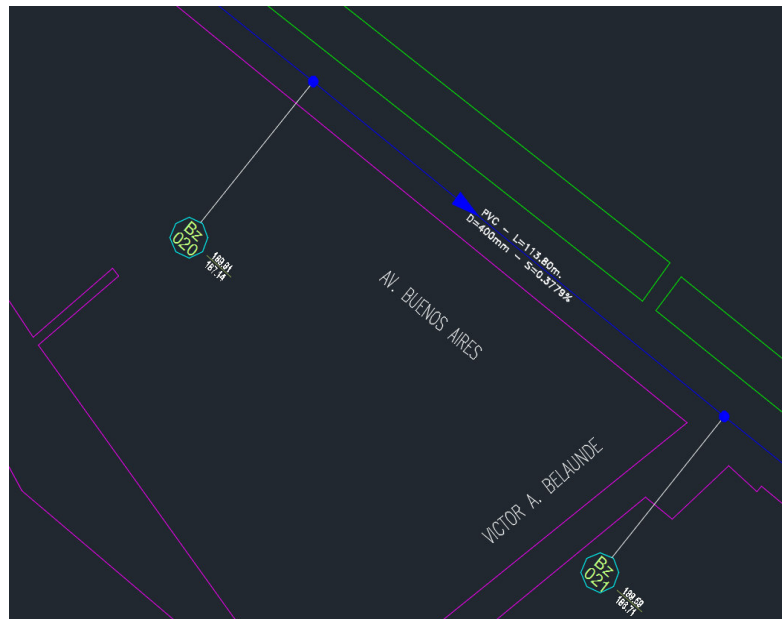
N°	Fecha	Hora	am/pm	TIRANTE (CM) PUNTO P-1	TIRANTE (%)
1	26/07/15	01:30:00	p.m.	17.201	43%
2	26/07/15	01:35:00	p.m.	17.114	43%
3	26/07/15	01:40:00	p.m.	17.496	44%
4	26/07/15	01:50:00	p.m.	17.148	43%
5	26/07/15	01:55:00	p.m.	17.523	44%
6	26/07/15	02:00:00	p.m.	17.038	43%
7	26/07/15	02:05:00	p.m.	16.85	42%
8	26/07/15	02:10:00	p.m.	17.572	44%
9	26/07/15	02:15:00	p.m.	19.016	48%
10	26/07/15	02:20:00	p.m.	18.846	47%
11	26/07/15	02:25:00	p.m.	18.665	47%
12	26/07/15	02:30:00	p.m.	18.519	46%
13	26/07/15	02:35:00	p.m.	18.439	46%
14	26/07/15	02:40:00	p.m.	18.145	45%
15	26/07/15	02:45:00	p.m.	17.981	45%
16	26/07/15	02:50:00	p.m.	17.889	45%
17	26/07/15	02:55:00	p.m.	17.938	45%
18	26/07/15	03:00:00	p.m.	17.538	44%
19	26/07/15	03:05:00	p.m.	17.127	43%
20	26/07/15	03:10:00	p.m.	17.195	43%

1142	30/07/15	03:35:00	p.m.	23.569	59%
1143	30/07/15	03:40:00	p.m.	25.214	63%
1144	30/07/15	03:45:00	p.m.	25.518	64%
1145	30/07/15	03:50:00	p.m.	24.529	61%
1146	30/07/15	03:55:00	p.m.	22.576	56%
1147	30/07/15	04:00:00	p.m.	20.694	52%
1148	30/07/15	04:05:00	p.m.	18.431	46%
1149	30/07/15	04:10:00	p.m.	17.897	45%
1150	30/07/15	04:15:00	p.m.	17.817	45%
1151	30/07/15	04:20:00	p.m.	17.687	44%
1152	30/07/15	04:25:00	p.m.	17.433	44%
Max				26.88	67%
Prom				11.56	29%
Min				0.40	1%

En el Anexo N° 03 se adjunta el resultado de todos los puntos de aforo en la campaña realizada, para los grupos 1 al grupo 8.

b) En la figura 5.12 se presenta la ubicación del Punto de Aforo N° 01 (entre la Av. Buenos Aires con Víctor Andrés Belaunde) - BZ 21

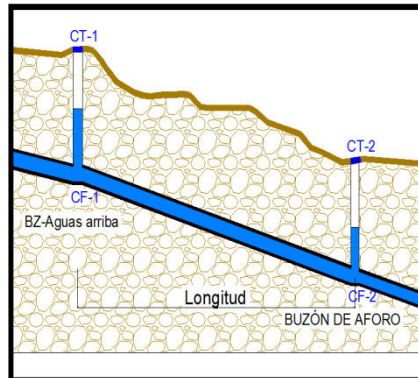
Figura N° 5.12.: Punto de Aforo N° 01 (BZ - 21)



Fuente: Elaboración Propia

c) Parámetros físicos del buzón aforado – Punto de Aforo N° 01 (obtenido del replanteo de las redes de alcantarillado)

c.1) Características físicas del Punto de Aforo N° 01



Datos De Campo	Símbolo	VALOR
COTA TERRENO 1 Bz-20	CT1	189.81
COTA TERRENO 2 Bz-21	CT2	187.14
Longitud (m)	L	113.80
COTA DE FONDO 1 Bz-20	CF1	186.71
COTA DE FONDO 2 Bz-21	CF2	185.69
Diámetro del Colector (mm)	Ø	400
Material	PVC	Policloruro de Vinilo
Tirante medido en campo	Y (cm)	17.2
Velocidad de campo (*)	V (m/s)	1.30

* Se precisa que la velocidad fue medida en campo con el Velocímetro

c.2) Cálculo de la pendiente:

PARAMETRO	FORMULA	VALOR
Diferencia Cotas(ΔCF)	(CF1-CF2)	1.02
PENDIENTE (S) m/m	ΔCF/L	0.00869

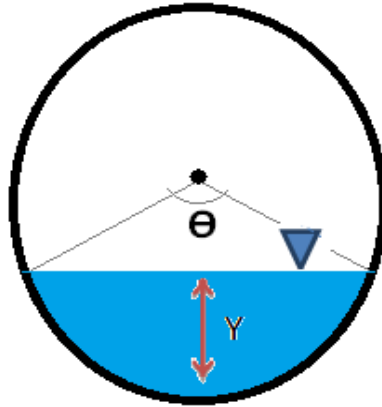
c.3) Cálculo del Manning Real:

θ (rad)	$\theta = 2 * \text{Acoss}\left(\frac{\varnothing - 2y}{\varnothing}\right)$	2.8607
Área Mojada (A) m ²	$A = \frac{(\theta - \text{sen}\theta) * \varnothing^2}{8}$	0.0517
Radio Hidráulico R	$R = \left(1 - \frac{\text{sen}\theta}{\theta}\right) * \frac{\varnothing}{4}$	0.0903
	$n = \frac{R^{2/3} * S^{1/2}}{V}$	0.015

c.4) Cálculo del Caudal (m³/s), para un valor de Manning 0.015

Fecha de aforo: 26.07.15.

En el Cuadro N° 5.18 se expone los resultados del cálculo del caudal, se ha utilizado las ecuaciones de flujo en tuberías parcialmente llenas, según lo siguiente:



- Ecuación de Manning: $n = \frac{R^{2/3} * S^{1/2}}{V}$

$Q = \frac{A * R^{2/3} * S^{1/2}}{n}$
- Para el caudal:
- Para el área: $A = \frac{(\theta - \text{Sen}\theta) * \emptyset^2}{8}$
- Para el Radio Hidráulico: $R = \left(1 - \frac{\text{Sen}\theta}{\theta}\right) * \left(\frac{\emptyset}{4}\right)$
- Para el Tirante (y): $y = \frac{\emptyset}{2} * \left(1 - \cos\left(\frac{\theta}{2}\right)\right)$
- Para el Perímetro Mojado: $P = \frac{\emptyset}{2} * \theta$
- Ordenando la ecuación para el caudal: $\left(\frac{Q * n}{\frac{1}{S^2}}\right)^3 = \frac{A^5}{P^2}$ [12]

Calculo del Caudal y Velocidad para un Tirante Y= 17.496 cm (registrada el 26.07.2015 a Horas 13:40)

M) Cálculo de ángulo interno:

$$\theta = \frac{2 * \arccos(\emptyset - y)}{\emptyset}$$

$$\Theta = 2 * \arccos((0.400 - 0.17496)/0.400)$$

$$\Theta = 2.901 \text{ Rad}$$

$$\Theta = 166.219^\circ$$

N) Cálculo del área para un tirante (i) = 17.20 cm:

$$A = (\emptyset - \text{sen}\emptyset) * \frac{D^2}{8}$$

$$A = (2.901 \text{ Rad} - \text{sen}(166.219)) * \frac{0.400^2}{8}$$

$$A = 0.0528 \text{ m}^2$$

O) Cálculo del Radio Hidráulico:

$$Rh = \left(1 - \frac{\text{sen}\emptyset}{\emptyset}\right) * \frac{D}{4}$$

$$Rh = \left(1 - \frac{\text{sen}166.219^\circ}{2.904 \text{ Rad}}\right) * \frac{0.400}{4}$$

$$Rh = 0.0918 \text{ m}$$

P) Cálculo del Caudal:

$$Q = \frac{A * S^{\frac{1}{2}} * R^{\frac{2}{3}}}{n}$$

$$Q = \frac{0.0528 * 0.00869^{\frac{1}{2}} * 0.0918^{\frac{2}{3}}}{0.015}$$

$$Q = 0.0695 \text{ l/s}$$

Q) Cálculo de la velocidad:

$$V = Q/A$$

$$V = 0.0695/0.0528$$

$$V = 1.31 \text{ m/s}$$

**Caudal y Velocidad para un Tirante Y= 17.523 cm
(Registrada el 26.07.2015 a Horas 13:50)**

R) Cálculo de ángulo interno:

$$\Theta = 2 * \arccos((0.400 - 0.17523)/0.400)$$

$$\Theta = 2.893 \text{ Rad}$$

$$\Theta = 165.7607^\circ$$

S) Cálculo del área para un tirante (i) = 17.523 cm:

$$A = (\emptyset - \text{sen}\emptyset) * \frac{D^2}{8}$$

$$A = (2.893 \text{ Rad} - \text{sen}(165.7607)) * \frac{0.400^2}{8}$$

$$A = 0.0529 \text{ m}^2$$

T) Cálculo del Radio Hidráulico:

$$Rh = \left(1 - \frac{\text{sen}\emptyset}{\emptyset}\right) * \frac{D}{4}$$

$$Rh = \left(1 - \frac{\text{sen}165.7607^\circ}{2.893 \text{ Rad}}\right) * \frac{0.400}{4}$$

$$Rh = 0.0919 \text{ m}$$

U) Cálculo del Caudal:

$$Q = \frac{A * S^{\frac{1}{2}} * R^{\frac{2}{3}}}{n}$$

$$Q = \frac{0.0529 * 0.00869^{\frac{1}{2}} * 0.0919^{\frac{2}{3}}}{0.015}$$

$$Q = 0.0699 \text{ l/s}$$

V) Cálculo de la velocidad:

$$V = Q/A$$

$$V = 0.0699/0.0529$$

$$V = 1.314 \text{ m/s}$$

Se han calculado el valor del caudal y de la velocidad (reales) para dos instantes del monitoreo, para el resto del registro de monitoreo de tirantes, así como para los demás puntos de aforo (monitoreo), se ha empleado el programa Excel el cual se ha adecuado con las ecuaciones del flujo en tuberías parcialmente llenas, así como el cálculo de la pendiente y del coeficiente de rugosidad de manning, los resultados completos se ubican en el Cuadro N° 5.19 "Resultado de los caudales Aforos en el Punto 01" y en el ANEXO N° 4.

Cuadro N° 5.19.: Resultado de los caudales Aforos en el Punto 01

HORAS	Tirante (y) cm	θ (rad)	Área (A) m ²	Radio hidra. (R)	Q (m ³ /s)	V (m/s)
		$\theta = \frac{2 * \arccos(\frac{\theta - y}{\phi})}{\phi}$	$A = \frac{(\theta - \text{Sen}\theta) * \phi^3}{8}$	$R = \left(1 - \frac{\text{Sen}\theta}{\theta}\right) * \left(\frac{\phi}{4}\right)$	$Q = \frac{A * R^{\frac{2}{3}} * S^{\frac{1}{2}}}{n}$	$V = \frac{Q}{A}$
13:30	17.201	2.861	0.052	0.090	0.067	1.30
13:35	17.114	2.861	0.052	0.090	0.067	1.30
13:40	17.496	2.901	0.053	0.092	0.070	1.31
13:45	17.148	2.861	0.052	0.090	0.067	1.30
13:50	17.523	2.901	0.053	0.092	0.070	1.31
13:55	17.038	2.861	0.052	0.090	0.067	1.30
14:00	16.85	2.820	0.050	0.089	0.064	1.29
14:05	17.572	2.901	0.053	0.092	0.070	1.31
14:10	19.016	3.062	0.060	0.097	0.082	1.37
14:15	18.846	3.022	0.058	0.096	0.079	1.35
14:20	18.665	3.022	0.058	0.096	0.079	1.35
14:25	18.519	2.981	0.056	0.095	0.076	1.34
14:30	18.439	2.981	0.056	0.095	0.076	1.34
14:35	18.145	2.941	0.055	0.093	0.073	1.33
14:40	17.981	2.941	0.055	0.093	0.073	1.33
14:45	17.889	2.941	0.055	0.093	0.073	1.33
14:50	17.938	2.941	0.055	0.093	0.073	1.33
14:55	17.538	2.901	0.053	0.092	0.070	1.31
15:00	17.127	2.861	0.052	0.090	0.067	1.30
15:05	17.195	2.861	0.052	0.090	0.067	1.30
15:10	17.392	2.861	0.052	0.090	0.067	1.30
15:15	17.436	2.901	0.053	0.092	0.070	1.31
15:20	17.389	2.861	0.052	0.090	0.067	1.30
15:25	17.236	2.861	0.052	0.090	0.067	1.30
15:30	17.232	2.861	0.052	0.090	0.067	1.30
15:35	16.941	2.820	0.050	0.089	0.064	1.29
15:40	17.032	2.861	0.052	0.090	0.067	1.30
15:45	17.458	2.901	0.053	0.092	0.070	1.31
15:50	17.321	2.861	0.052	0.090	0.067	1.30
15:55	17	2.861	0.052	0.090	0.067	1.30
16:00	16.415	2.780	0.049	0.087	0.062	1.27
16:05	15.61	2.698	0.045	0.084	0.056	1.24
16:10	15.939	2.739	0.047	0.086	0.059	1.26
16:15	16.334	2.780	0.049	0.087	0.062	1.27
16:20	16.253	2.780	0.049	0.087	0.062	1.27
16:25	15.534	2.698	0.045	0.084	0.056	1.24
16:30	15.757	2.698	0.045	0.084	0.056	1.24

Fuente: Elaboración Propia

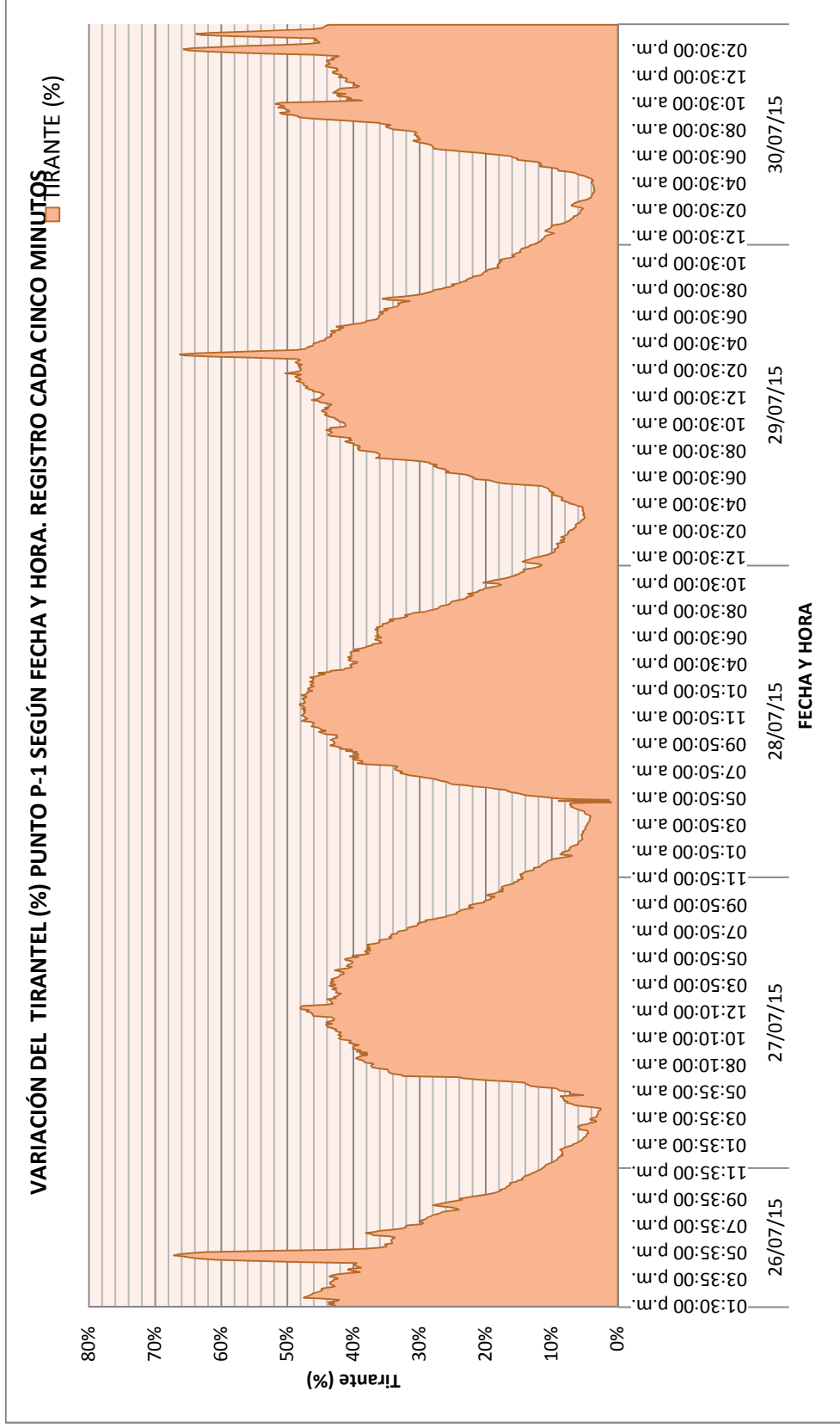
HORAS	Tirante (y) cm	θ (rad)	Area (A) m2	Radio hidra. (R)	Q (m3/s)	V (m/s)
		$\theta = \frac{2 * \arccos(\frac{\theta - y}{\theta})}{\theta}$	$A = \frac{(\theta - \text{Sen}\theta) * \theta^2}{8}$	$R = \left(1 - \frac{\text{Sen}\theta}{\theta}\right) * \left(\frac{\theta}{4}\right)$	$Q = \frac{A * R^{\frac{2}{3}} * S^{\frac{1}{2}}}{n}$	$V = \frac{Q}{A}$
16:35	15.757	2.698	0.045	0.084	0.056	1.24
16:40	15.92	2.739	0.047	0.086	0.059	1.26
16:45	15.917	2.739	0.047	0.086	0.059	1.26
16:50	15.818	2.739	0.047	0.086	0.059	1.26
16:55	19.547	3.102	0.061	0.099	0.084	1.38
17:00	22.105	3.342	0.071	0.106	0.102	1.45
17:05	24.34	3.585	0.080	0.112	0.120	1.50
17:10	25.285	3.668	0.083	0.114	0.126	1.52
17:15	25.879	3.751	0.086	0.115	0.132	1.53
17:20	26.263	3.793	0.088	0.116	0.135	1.54
17:25	26.882	3.835	0.089	0.117	0.138	1.54
17:30	26.568	3.793	0.088	0.116	0.135	1.54
17:35	25.844	3.751	0.086	0.115	0.132	1.53
17:40	24.922	3.626	0.082	0.113	0.123	1.51
17:45	21.52	3.302	0.069	0.105	0.099	1.44
17:50	17.525	2.901	0.053	0.092	0.070	1.31
17:55	15.324	2.657	0.044	0.082	0.054	1.22
18:00	14.395	2.574	0.041	0.079	0.048	1.19
18:05	13.979	2.532	0.039	0.077	0.046	1.17
18:10	14.033	2.532	0.039	0.077	0.046	1.17
18:15	14.103	2.532	0.039	0.077	0.046	1.17
18:20	13.65	2.490	0.038	0.076	0.044	1.16
18:25	13.669	2.490	0.038	0.076	0.044	1.16
18:30	13.709	2.490	0.038	0.076	0.044	1.16
18:35	13.714	2.490	0.038	0.076	0.044	1.16
18:40	13.579	2.490	0.038	0.076	0.044	1.16
18:45	13.483	2.490	0.038	0.076	0.044	1.16
18:50	13.817	2.532	0.039	0.077	0.046	1.17
18:55	14.797	2.616	0.042	0.081	0.051	1.21
19:00	14.896	2.616	0.042	0.081	0.051	1.21
19:05	15.252	2.657	0.044	0.082	0.054	1.22
19:10	14.749	2.616	0.042	0.081	0.051	1.21
19:15	14.419	2.574	0.041	0.079	0.048	1.19
19:20	13.725	2.490	0.038	0.076	0.044	1.16
19:25	13.128	2.448	0.036	0.074	0.041	1.14
19:30	12.824	2.405	0.035	0.072	0.039	1.12
22:30	6.724	1.700	0.014	0.042	0.011	0.78
22:35	6.709	1.700	0.014	0.042	0.011	0.78
22:40	6.535	1.646	0.013	0.039	0.010	0.75
22:45	6.496	1.646	0.013	0.039	0.010	0.75

22:50	6.54	1.646	0.013	0.039	0.010	0.75
22:55	6.176	1.591	0.012	0.037	0.008	0.72
23:00	6.081	1.591	0.012	0.037	0.008	0.72
23:05	5.764	1.534	0.011	0.035	0.007	0.69
23:10	5.808	1.591	0.012	0.037	0.008	0.72
23:15	5.737	1.534	0.011	0.035	0.007	0.69
23:20	5.66	1.534	0.011	0.035	0.007	0.69
23:25	5.471	1.534	0.011	0.035	0.007	0.69
23:30	5.276	1.475	0.010	0.033	0.006	0.66
23:35	5.161	1.475	0.010	0.033	0.006	0.66
23:40	4.975	1.415	0.009	0.030	0.005	0.63
23:45	4.851	1.415	0.009	0.030	0.005	0.63
23:50	4.68	1.415	0.009	0.030	0.005	0.63
23:55	4.596	1.352	0.008	0.028	0.004	0.59

En el ANEXO N° 4 se adjunta los resultados de los demás puntos de aforo

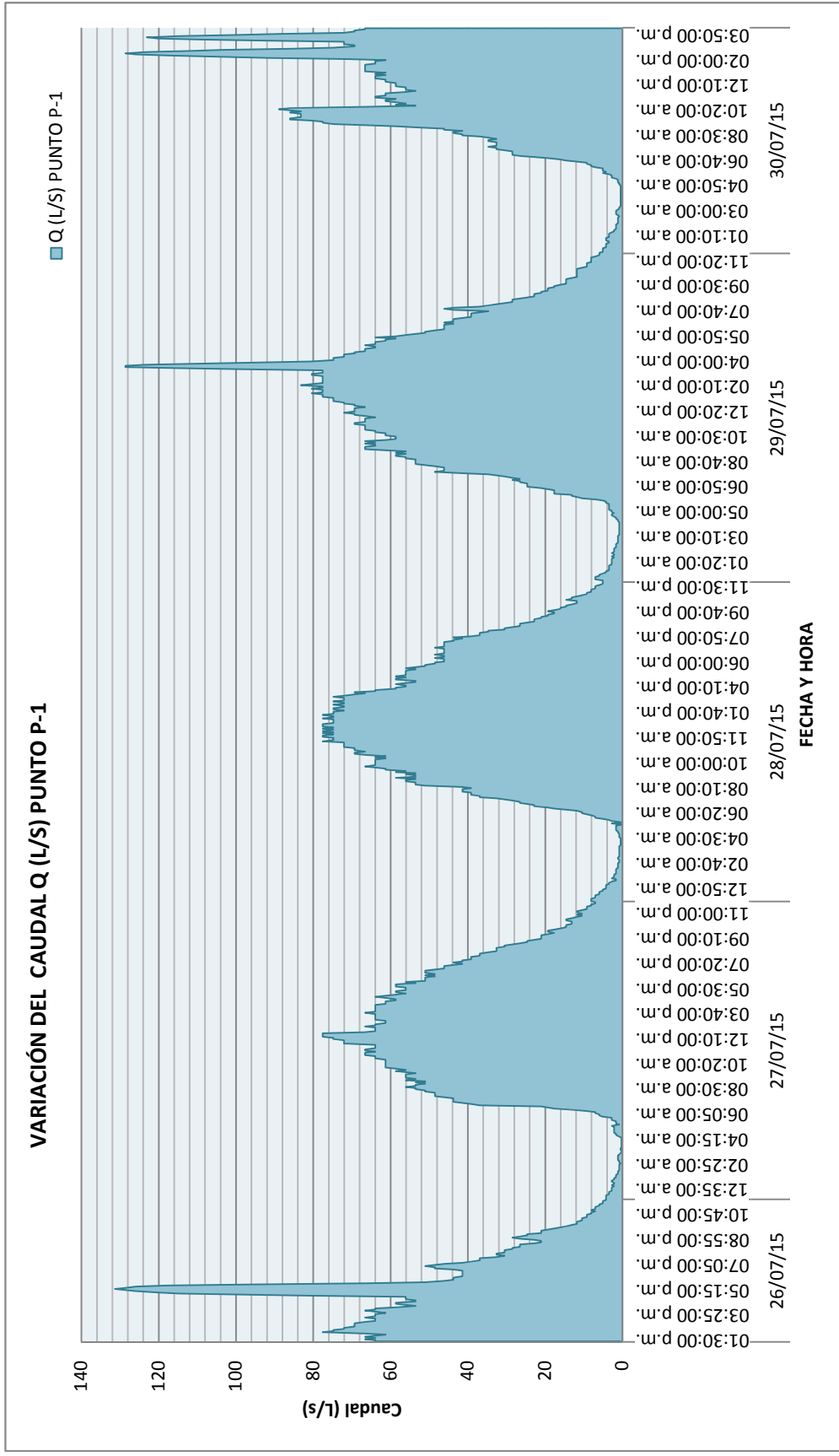
En la Figura N° 5.12 se presenta la gráfica de resultados de Aforo del Punto P-1 Colector Puente Piedra, con los resultados de variación del tirante, mientras que en la Figura N° 5.13 se presenta la gráfica "Variación de Caudales".

Figura N° 5.12: Gráfica de resultado de aforo del PUNTO P-1 colector Puente Piedra: variación del Tirante



Fuente: Elaboración Propia

Figura N° 5.13: Gráfica de resultado de aforo del PUNTO P-1 colector Punte Piedra: Variación de Caudal



Fuente: Elaboración Propia

5.6.3. Resumen de los cálculos obtenidos para todos los puntos de aforo

Cuadro N° 5.20.: Resultado de los caudales Aforos para todos los grupos

AFORO PUNTO P-1 PUENTE PIEDRA (05 DÍAS DE MONITOREO)

	Tirante (cm)	Relación Tirante (y/D%)	Q (L/s)
Max	26.88	67%	131.36
Prom	11.56	29%	37.47
Min	0.40	1%	0.03

AFORO PUNTO P-3 COLECTOR SAN BENITO SAN BENITO

	Tirante (cm)	Relación Tirante (y/D%)	Q (L/s)
Max	19.32	48%	114.66
Prom	10.83	27%	40.15
Min	7.99	20%	21.53

AFORO PUNTO P-4 COLECTOR ALAMEDA NORTE I

	Tirante (cm)	Relación Tirante (y/D%)	Q (L/s)
Max	26.61	67%	98.76
Prom	16.62	42%	45.87
Min	10.50	26%	18.52

AFORO PUNTO P-5 COLECTOR PUENTE PIEDRA

	Tirante (cm)	Relación Tirante (y/D%)	Q (L/s)
Max	52.63	86%	365.86
Prom	16.27	27%	60.10
Min	6.13	10%	7.35

AFORO PUNTO P-7 COLECTOR PUENTE PIEDRA

	Tirante (cm)	Relación Tirante (y/D%)	Q (L/s)
Max	31.95	52%	390.33
Prom	22.14	36%	211.26
Min	12.91	21%	70.63

AFORO PUNTO P-8 COLECTOR LAS VEGAS

	Tirante (cm)	Relación Tirante (y/D%)	Q (L/s)
Max	23.29	67%	114.24
Prom	11.74	34%	40.23
Min	1.27	4%	0.43

AFORO PUNTO P--9 COLECTOR SANTA MARIA

	Tirante (cm)	Relación Tirante (y/D%)	Q (L/s)
Max	23.68	39%	118.54
Prom	13.38	22%	41.93
Min	6.23	10%	7.69

AFORO PUNTO P--16 COLECTOR COPACABANA

	Tirante (cm)	Relación Tirante (y/D%)	Q (L/s)
Max	12.54	17%	148.07
Prom	9.39	13%	90.13
Min	5.37	7%	23.14

AFORO PUNTO P--17 COLECTOR PUENTE PIEDRA

	Tirante (cm)	Relación Tirante (y/D%)	Q (L/s)
Max	31.06	54%	618.42
Prom	24.83	44%	431.37
Min	18.10	32%	241.24

AFORO PUNTO P--2 COLECTOR PUENTE PIEDRA

	Tirante (cm)	Relación Tirante (y/D%)	Q (L/s)
Max	104.49	174%	397.20
Prom	28.26	47%	162.80
Min	13.49	22%	39.19

AFORO PUNTO P--6 COLECTOR N° 04

	Tirante (cm)	Relación Tirante (y/D%)	Q (L/s)
Max	24.93	50%	78.07
Prom	18.65	37%	46.95
Min	13.47	27%	24.90

AFORO PUNTO P--10 COLECTOR PUENTE PIEDRA

	Tirante (cm)	Relación Tirante (y/D%)	Q (L/s)
Max	40.18	66%	805.93
Prom	28.21	46%	468.59
Min	13.55	22%	110.66

AFORO PUNTO P--11 COLECTOR LOS SUREÑOS

	Tirante (cm)	Relación Tirante (y/D%)	Q (L/s)
Max	29.96	100%	90.07
Prom	21.76	73%	69.86
Min	12.78	43%	32.16

AFORO PUNTO P--12 COLECTOR LOS MARINOS

	Tirante (cm)	Relación Tirante (y/D%)	Q (L/s)
Max	15.29	40%	67.09
Prom	10.90	29%	36.70
Min	6.43	17%	12.52

AFORO PUNTO P--13 COLECTOR PUENTE PIEDRA

	Tirante (cm)	Relación Tirante (y/D%)	Q (L/s)
Max	60.02	67%	996.19
Prom	47.00	52%	684.66
Min	28.26	31%	263.31

AFORO PUNTO P--14 COLECTOR GLORIABAMBA

	Tirante (cm)	Relación Tirante (y/D%)	Q (L/s)
Max	89.10	297%	52.46
Prom	12.86	43%	17.12
Min	7.07	24%	6.18

AFORO PUNTO P--16 COLECTOR ALAMEDA NORTE

	Tirante (cm)	Relación Tirante (y/D%)	Q (L/s)
Max	26.12	65%	86.33
Prom	16.63	42%	41.63
Min	12.72	32%	25.31

PUNTO P-18 COLECTOR 3 – COLECTOR PRINCIPAL LOS PORTALES DE MONARCA

	Tirante (cm)	Relación Tirante (y/D%)	Q (L/s)
Max	32.13	54%	176.95
Prom	12.67	21%	32.95
Min	7.88	13%	11.25

PUNTO P-19 COLECTOR PUENTE PIEDRA

	Tirante (cm)	Relación Tirante (y/D%)	Q (L/s)
Max	50.92	73%	983.64
Prom	35.40	51%	578.51
Min	17.98	26%	164.92

PUNTO P-20 COLECTOR PUENTE PIEDRA

	Tirante (cm)	Relación Tirante (y/D%)	Q (L/s)
Max	39.15	56%	914.01
Prom	29.94	43%	588.20
Min	19.49	28%	259.56

PUNTO P-21 COLECTOR PUENTE PIEDRA

	Tirante (cm)	Relación Tirante (y/D%)	Q (L/s)
Max	43.05	61%	978.56
Prom	31.61	45%	624.94
Min	12.38	18%	100.40

PUNTO P-22 COLECTOR PUENTE PIEDRA

	Tirante (cm)	Relación Tirante (y/D%)	Q (L/s)
Max	30.15	33%	974.68
Prom	23.32	26%	647.35
Min	11.28	13%	149.75

5.6.4 Resultado de Campo de los Puntos de Monitoreo de las aguas residuales de colectores (Aforo)

En el Cuadro N° 5.21 representa los resultados de campo, en el cual se puede apreciar la siguiente información:

Parámetro	Descripción
Max	Valor máximo registrado en una hora (tirante y caudal)
Prom	Valor promedio de la variación de tirante y caudal en la campaña de aforo
Min	Valor mínimo registrado en una hora (tirante y caudal)
Tirante (cm)	Nivel del agua residual
Relación ((y/D)	Relación Tirante (nivel de agua residual) vs Diámetro (diámetro de la tubería)
Q (l/s)	Caudal
MAT	Material de la tubería HDPE, PVC, etc.)
D	Diámetro de la tubería
n	Coefficiente de rugosidad de la tubería
s	Pendiente
ALT Buzón	Altura o profundidad del buzón de aforo
colector	Conducto o tubería de alcantarillado a ser evaluado

Cuadro N° 5.21.: RESUMEN DE LOS RESULTADOS DE CAMPO AFORO DE LAS AGUAS RESIDUALES DE LOS COLECTORES

PTO	MAT	D (cm)	n "manning"	S -pend (m/km)	ALT. BZ (m)	COLECTOR	REFERENCIA	RESULTADOS DE CAMPO											
								TIRANTE (CM)			TIRANTE (%)			Q (L/S)					
								Max	Min	Prom	Max	Min	Prom	Max	Min	Prom			
P-1	PVC	40	0.015	8.69	2.12	Puente Piedra	Cdra. 21 Av. Buenos Aires. Cruce con Ca. Víctor Andrés Belaunde. (Al norte del A.H. Cerro Gordo. Posterior al aporte de la red secundaria de la zona norte que proviene de la aux. Pan. Norte aguas arriba de la Ca. Gloriabamba)	26.88	0.40	11.56	67%	1%	29%	131.36	0.03	37.47			
P-3	PVC	40	0.013	13.94	2.18	San Benito	Cementerio de Puente Piedra. A media cdra. Del cruce con Av. Zapallal. Aguas arriba de la unión con el colector Alameda Norte	19.32	7.99	10.83	48%	20%	27%	114.66	21.53	40.15			
P-4	PVC	40	0.013	3.61	2.79	Alameda Norte	Aux. Panamericana Norte (Al sur del cruce con Ca. Los Alamos. Aguas abajo del aporte del Colector N°2	26.61	10.50	16.62	67%	26%	42%	98.76	18.52	45.87			
P-5	PE	61	0.01	1.78	3.68	Puente Piedra	Cdra. 18 Av. Buenos Aires. Al norte del cruce con Ca. Pedro Garay. (a la altura del A.H. Cerro Gordo. Aguas arriba del aporte del Colector Alameda Norte	52.63	6.13	16.27	86%	10%	27%	365.86	7.35	60.10			
P-7	PE	61	0.01	7.67	3.12	Puente Piedra	Aux. Panamericana Norte (Alt. Km 33 de la P. Norte, cerca al cruce con Ca. Las Vegas Aguas arriba del aporte del colector Copacabana al Colector Puente Piedra	31.95	12.91	22.14	52%	21%	36%	390.33	70.63	211.26			
P-8	CSN	35	0.017	16.84	2.14	Las Vegas	A la espalda del Hospital de la Solidaridad. Zona Industrial (A1/2 cdra. cruce con Av. Las Vegas. Aguas arriba de la unión del colector Las Vegas al Colector Puente Piedra	23.29	1.27	11.74	67%	4%	34%	114.24	0.43	40.23			
P-9	PVC	60	0.013	3.60	3.27	Santa María	A la espalda del Hospital de la Solidaridad. Zona Industrial (A1/2 cdra. cruce con Av. P. Norte, Aguas arriba de la unión del colector Santa María al Colector Puente Piedra	23.68	6.23	13.38	39%	10%	22%	118.54	7.69	41.93			

RESULTADOS DE CAMPO																
PTO	MAT	D (cm)	n "manning"	S -pend (m/km)	ALT. BZ (m)	COLECTOR	REFERENCIA	TIRANTE (CM)			TIRANTE (%)			Q (L/S)		
								Max	Min	Prom	Max	Min	Prom	Max	Min	Prom
P-14	PVC	30	0.013	2.56	3.81	Gloriabamba	Cdra. 23 Av. Buenos Aires. Previo al aporte de la red secundaria de la zona norte que proviene de la aux. Pan. Norte aguas arriba de la Ca. Gloriabamba)	89.10	7.07	12.86	297%	24%	43%	52.46	6.18	17.12
P-15	PVC	40	0.013	3.00	2.99	Alameda Norte	Aux. Panamericana Norte (Al norte del cruce con Ca. Los Alamos. Previo al aporte del Colector N°2	26.12	12.72	16.63	65%	32%	42%	86.33	25.31	41.63
P-16	HDPE	72	0.01	32.91	3.14	Copacabana	Al costado del Hospital de la Solidaridad. Aux. Panamericana Norte (Al norte del cruce con Av. Las Vegas. Aguas arriba de la unión del colector Copacabana al Colector Puente Piedra	12.54	5.37	9.39	17%	7%	13%	148.07	23.14	90.13
P-17	PE	57	0.01	24.42	3.02	Puente Piedra	Al frente del Cementerio Jardines del Buen Retiro (A 3cdras al sur del cruce con Av. Las Vegas, aguas arriba de la unión del colector primario s/n al Colector Puente Piedra	31.06	18.10	24.83	54%	32%	44%	618.42	241.24	431.37
P-2	PE	60	0.01	2.14	3.51	Puente Piedra	Av. Buenos Aires cruce con Ca. Pedro Garay. (Pasando A.H. Cerro Gordo. Aguas abajo del aporte del Colector Alameda Norte	104.49	13.49	28.26	174%	22%	47%	397.20	39.19	162.80
P-6	PVC	50	0.013	1.71	4.11	Colector N°4	Aux. Panamericana Norte (Al sur del cruce con Av. San Juan. Aguas arriba de la unión del colector N°4 al Colector Puente Piedra	24.93	13.47	18.65	50%	27%	37%	78.07	24.90	46.95
P-10	PVC	61	0.013	26.40	2.73	Puente Piedra	Aux. Panamericana Norte (At. del cruce con Ca. Dos, aguas arriba del aporte del colector Los Sureños al Colector Puente Piedra	40.18	13.55	28.21	66%	22%	46%	805.93	110.66	488.59
P-11	PVC	30	0.013	7.50	3.36	Los Sureños	Aux. Panamericana Norte (A 1/2 cdra. cruce con Av. Santa Rosa, Aguas arriba de la entrega del colector Los Sureños al Colector Puente Piedra	29.96	12.78	21.76	100%	43%	73%	90.07	32.16	69.86
P-12	PE	38	0.01	7.11	2.90	Los Marininos	Av. Malecón Chillón. A la altura de la Mz. A lote 7, Urb. La Rivera del Chillón. Colector Los Marininos. Aguas Arriba del aporte del colector Los Marininos al Colector Puente Piedra	15.29	6.43	10.90	40%	17%	29%	67.09	12.52	36.70

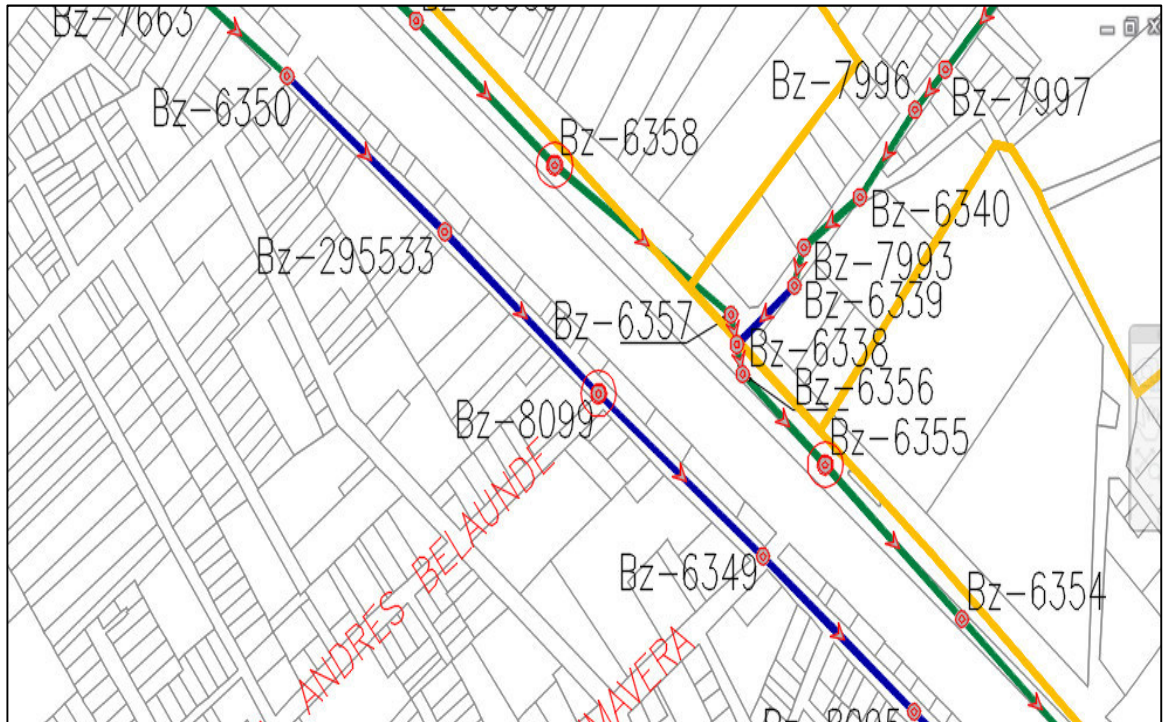
RESULTADOS DE CAMPO																
PTO	MAT	D (cm)	n ⁿ "manning"	S -pend (m/km)	ALT. BZ (m)	COLECTOR	REFERENCIA	TIRANTE (CM)			TIRANTE (%)			Q (L/S)		
								Max	Min	Prom	Max	Min	Prom	Max	Min	Prom
P-13	PE	90	0.01	2.88	3.60	Puente Piedra	Av Santa Maria. A 2 Cdras. del cruce con la Av. Las Torres. Colector Puente Piedra. Aguas arriba del ingreso hacia la PTAR Puente Piedra	60.02	28.26	47.00	67%	31%	52%	996.19	263.31	684.66
P-18	PVC	60	0.013	2.57	1.74	Colector 3 -	Al Costado del Centro Recreacional Tres Ruedas. A 2 Cdras al este del cruce con la panamericana norte. Colector 3. Aguas arriba del aporte al Colector Puente Piedra	32.13	7.88	12.67	54%	13%	21%	176.95	11.25	32.95
P-19	PE	70	0.01	8.56	3.41	Puente Piedra	Asociación de Vivienda Panamericana. Al sur del Centro Recreacional Tres Ruedas. Colector Puente Piedra, aguas abajo del aporte del Colector 3 al Colector Puente Piedra	50.92	17.98	35.40	73%	26%	51%	983.64	164.92	578.51
P-20	PE	70	0.01	15.85	2.60	Puente Piedra	Av. Malecón Chillón. A la altura de la Mz. A lote 6, Coop. de Vivienda La Enseñada. Colector Puente Piedra. Aguas Arriba de la unión del colector Los Marinos al Colector Puente Piedra	39.15	19.49	29.94	56%	28%	43%	914.01	259.56	588.20
P-21	PE	70	0.01	13.92	2.89	Puente Piedra	Av. Malecón Chillón. A la altura de la Mz. P lote 101, Urb. La Rivera del Chillón. Colector Puente Piedra. Aguas Abajo de la unión del colector Los Marinos al Colector Puente Piedra	43.05	12.38	31.61	61%	18%	45%	978.56	100.40	624.94
P-22	PE	90	0.01	31.01	2.55	Puente Piedra	Av. San Diego de Alcalá, a 2 Cdras al norte del cruce con la Av. Santa Maria. Al costado de la CRD. Colector Puente Piedra.	30.15	11.28	23.32	33%	13%	26%	974.68	149.75	647.35

Fuente: Elaboración Propia

5.7. COMPARACIÓN DE RESULTADOS DEL MODELO VS LOS RESULTADOS DE AFORO (CALIBRACIÓN)

Se presenta a continuación, a manera de ejemplo, la comparación de los resultados del modelamiento hidráulico con SewerCAD V8i y los resultados obtenidos con el aforo, constituyendo esto la etapa de calibración del modelo al año base 2015, ver Figura N° 5.14.

Figura 5.14: Tramo de Aforo del Punto N° 01



Fuente: Elaboración Propia

Comprendido entre los buzones BZ-8099 y BZ-295533.

W) Del resultado del monitoreo (aforo)

TIRANTE (%)	Q (L/S)
Max	Max
67%	131.36

X) Del reporte de cálculos hidráulicos obtenidos del modelamiento para el año base - 2015, se tiene que para el tramo que comprende BZ-8099 y BZ-295533, lo siguiente

Tramo	Buzón de Arranque	Buzón de Llegada	Relación Tirante/ Diámetro (%)	Caudal (L/s)
Tramo-101	Bz-295533	Bz-8099	54.30	94.44

Y) Comparación Modelo – Aforo:

%Variación (y/d)	9.83
%Variación (Q)	8.40

El resumen de los resultados de la comparación de los parámetros hidráulicos obtenidos con el modelo vs campaña de aforo, se presenta en el Cuadro N° 5.22

Cuadro N° 5.22.: Variación de tirante y caudal obtenidos de la comparación de resultados del modelo y resultado de aforo en el colector Puente Piedra del Punto 01 al 13

PTO	COLECTOR	REFERENCIA	Resultados del Modelo		Resultados Aforo		VARIACIÓN	
			Tirante (y/d %)	Caudal L/s Max	Tirante (y/d %)	Caudal L/s Max	Tirante	Caudal
P-1	Puente Piedra	Cdra. 21 Av. Buenos Aires. Cruce con Ca. Víctor Andrés Belaunde. (Al norte del A.H. Cerro Gordo. Posterior al aporte de la red secundaria de la zona norte que proviene de la aux. Pan. Norte aguas arriba de la Ca. Gloriabamba)	54.30	94.44	67	131.36	9.83%	8.40%
P-3	San Benito	Cementerio de Puente Piedra. A media cdra. Del cruce con Av. Zapallal. Aguas arriba de la unión con el colector Alameda Norte	35.10	55.22	37.50	60.59	6.40%	8.86%
P-4	Alameda Norte	Aux. Panamericana Norte (Al sur del cruce con Ca. Los Alamos. Aguas abajo del aporte del Colector N°2)	59.78	88.90	67	98.76	9.98%	10.52%
P-5	Puente Piedra	Cdra. 18 Av. Buenos Aires. Al norte del cruce con Ca. Pedro Garay. (a la altura del A.H. Cerro Gordo. Aguas arriba del aporte del Colector Alameda Norte)	43.20	145.54	47.00	160.86	8.09%	9.52%
P-7	Puente Piedra	Aux. Panamericana Norte (Alt Km 33 de la P. Norte, cerca al cruce con Ca. Las Vegas Aguas arriba del aporte del colector Copacabana al Colector Puente Piedra)	50.55	346.61	52	390.33	2.84%	10.61%
P-16	Copacabana	Al costado del Hospital de la Solidaridad. Aux. Panamericana Norte (Al norte del cruce con Av. Las Vegas. Aguas arriba de la unión del colector Copacabana al Colector Puente Piedra)	18.65	151.28	17	148.07	9.70%	2.17%
P-17	Puente Piedra	Al frente del Cementerio Jardines del Buen Retiro (A 3cdras al sur del cruce con Av. Las Vegas, aguas arriba de la unión del colector primario s/n al Colector Puente Piedra)	58.50	670.50	54	618.42	8.83%	8.42%
P-10	Puente Piedra	Aux. Panamericana Norte (At. del cruce con Ca. Dos, aguas arriba del aporte del colector Los Sureños al Colector Puente Piedra)	72.10	783.12	66	805.93	9.24	2.83
P-13	Puente Piedra	Av Santa Maria. A 2 Cdras. del cruce con la Av. Las Torres. Colector Puente Piedra. Aguas arriba del ingreso hacia la PTAR Puente Piedra	72.30	1100	67	996.19	10.43%	9.43%

Fuente: Elaboración Propia

5.8. Resultado del modelamiento hidráulico para el colector Puente Piedra para el año 2023

En el ítem 5.7., se ha corroborado que los porcentajes de variación entre el resultado del modelo SewerCAD V8i y de los resultados de caudales obtenidos en campo (aforo) están dentro del rango considerado, es decir que son menos o iguales al 10% de variación y podemos indicar que los cálculos de demanda considerados para el área de drenaje del colector Puente Piedra existente son los adecuados.

En el caso contrario, se tendría que ajustar las demandas consideradas para el aporte al sistema de alcantarillado a fin que sea semejante al valor calculado con parámetros reales.

En el Cuadro N° 5.23 se presenta los resultados de los caudales de contribución al alcantarillado de las áreas de drenaje del Colector Puente Piedra existente para el año 2023.

De otro lado las características hidráulicas de los tramos del colector Puente Piedra existente para la demanda de contribución (obtenidos en el Cuadro N° 5.23) de alcantarillado para el año 2023, se presentan en el Cuadro N° 5.24.

Es necesario señalar que para el modelamiento al año 2023, se han considerado la proyección de la demanda antes calculada, toda vez que se ha corroborado que los cálculos para demanda (2015), son semejantes a la realidad y se ha verificado que están calibradas.

Resumen del cálculo de la demanda de contribución al alcantarillado de las áreas de drenaje del colector puente piedra existente[E13]: **Año 2023**

Cuadro N° 5.23.: Cálculo de la demanda de contribución al alcantarillado para el año 2023

Área de Drenaje	Caudal Máximo Horario (lps)		
	Base 2015	año 0 2018	año 5 2023
AD-1A	32.81	45.43	60.43
AD-1B	8.41	11.04	14.19
AD-1C	4.26	4.94	6.52
AD-2ª	36.21	36.55	44.31
AD-2B	4.21	4.84	6.34
AD-3ª	82.83	95.53	111.05
AD-3B	10.73	12.28	14.76
AD-3C	1.63	1.84	2.58
AD-4ª	67.88	79.28	95.95
AD-4B	6.72	7.88	10.36
AD-4C	9.31	10.92	13.85
AD-5	5.95	6.94	9.12

Área de Drenaje	Caudal Máximo Horario (lps)		
	Base	año 0	año 5
	2015	2018	2023
AD-6	44.62	45.15	46.09
AD-7	7.07	8.15	10.55
AD-8	10.13	11.89	15.49
AD-9	27.44	31.95	37.70
AD-10	19.22	22.68	28.96
AD-11	13.00	15.42	20.20
AD-12	7.96	9.32	12.16
AD-13A	16.61	19.43	24.80
AD-13B	14.62	16.97	21.46
AD-13C	10.66	12.60	16.50
AD-13D	6.21	7.28	9.58
AD-14	11.58	13.21	16.39
AD-15	42.39	49.08	61.50
AD-16A	3.07	3.51	4.61
AD-16B	49.22	52.96	62.06
AD-16C	11.07	11.85	15.33
AD-16D	6.04	6.99	8.66
AD-17	3.73	4.34	5.79
AD-18A	28.47	27.96	33.38
AD-18B	12.07	13.93	16.87
AD-19A	84.74	98.11	121.75
AD-19B	48.20	55.64	68.89
AD-19C	18.34	21.22	26.51
AD-19D	0.00	0.00	8.26
AD-20A	79.90	91.21	105.85
AD-20B	7.44	8.65	10.89
AD-20C	14.97	16.54	18.97
AD-20D	126.55	126.55	126.55
AD-21	41.38	43.40	47.63

Área de Drenaje	Caudal Máximo Horario (lps)		
	Base	año 0	año 5
	2015	2018	2023
AD-22	17.88	21.04	26.12
AD-23	22.75	26.46	33.57
AD-24A	91.92	106.67	132.63
AD-24B	3.38	3.90	5.15
AD-25	75.60	81.54	92.48
TOTAL	1,120.73	1,403.07	1,682.80

Fuente: Elaboración propia

Es necesario señalar que se ha realizado el modelamiento hidráulico para la situación actual 2015 (año en que se realizaron los aforos), se está considerando que el presente estudio es información primaria para la investigación científica o para la elaboración de proyectos, teniendo en cuenta la normativa peruana y las etapas que rigen el ciclo de un proyecto, se prevé, de implementarse un PIP en la zona de estudio, se estima que para el 2018 se estarían culminando las obras de mejoramiento y/o ampliación de ser el caso, es por ello que se considera como año 0 al 2018 y año 1 (2019) como año de funcionamiento del sistema implementado.

Cuadro 5.24.: Reporte de Tramos del Colector Puente Piedra existente para la demanda de contribución de alcantarillado considerada para el año 2023

Tramo	Pendiente (%)	Diámetro Nominal	Diámetro Interno (mm.)	Material	Coefficiente de Manning n	Velocidad (m/s)	Relación Tirante/ Diámetro (%)	Tractive Stress (Pascals)	Caudal (L/s)
Tramo-1	5,58	400mm	400	PVC	0,013	1,33	59,90	6,10	105,85
Tramo-2	5,95	400mm	400	PVC	0,013	1,36	59,00	6,43	105,85
Tramo-3	7,18	400mm	400	PVC	0,013	1,47	57,20	7,52	105,85
Tramo-4	9,70	400mm	400	PVC	0,013	1,65	54,80	9,62	105,85
Tramo-5	9,28	400mm	400	PVC	0,013	1,62	55,20	9,28	105,85
Tramo-6	15,73	400mm	400	PVC	0,013	1,97	51,50	14,22	105,85
Tramo-7	17,88	400mm	400	PVC	0,013	2,07	51,00	15,76	105,85
Tramo-8	21,93	400mm	400	PVC	0,013	2,23	49,50	18,56	105,85
Tramo-9	18,41	400mm	400	PVC	0,013	2,09	50,50	16,13	105,85
Tramo-10	13,02	450mm	450	PVC	0,013	1,83	44,80	12,13	105,85
Tramo-11	7,79	450mm	450	PVC	0,013	1,51	47,80	8,04	105,85
Tramo-12	6,07	450mm	450	PVC	0,013	1,38	49,40	6,57	105,85
Tramo-13	18,32	400mm	400	PVC	0,013	1,80	47,40	12,90	62,06
Tramo-14	6,62	450mm	450	PVC	0,013	1,43	48,80	7,05	105,85

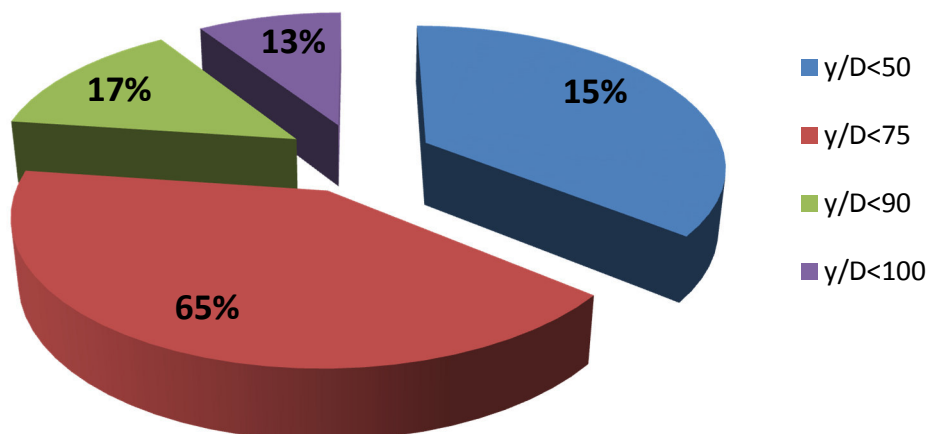
Tramo-15	6,00	450mm	450	PVC	0,013	1,37	49,50	6,51	105,85
Tramo-16	6,08	450mm	450	PVC	0,013	1,38	49,40	6,58	105,85
Tramo-17	3,47	400mm	400	PVC	0,013	0,98	47,40	3,41	62,06
Tramo-18	24,76	400mm	400	PVC	0,013	2,00	36,90	16,36	62,06
Tramo-19	6,21	450mm	450	PVC	0,013	1,39	51,90	6,69	105,85
Tramo-20	4,42	450mm	450	PVC	0,013	1,22	53,90	5,07	105,85
Tramo-21	4,18	450mm	450	PVC	0,013	1,20	52,90	4,85	105,85
Tramo-22	24,74	400mm	400	PVC	0,013	2,00	36,90	16,35	62,06
Tramo-23	5,01	450mm	450	PVC	0,013	1,28	50,90	5,62	105,85
Tramo-24	6,76	450mm	450	PVC	0,013	1,44	48,70	7,17	105,85
Tramo-25	13,16	450mm	450	PVC	0,013	1,84	44,70	12,23	105,85
Tramo-26	11,59	400mm	400	PVC	0,013	1,53	40,20	8,98	62,06
Tramo-27	8,97	450mm	450	PVC	0,013	1,59	46,90	9,01	105,85
Tramo-28	9,11	450mm	450	PVC	0,013	1,60	46,80	9,12	105,85
Tramo-29	26,12	400mm	400	PVC	0,013	2,04	44,90	17,06	62,06
Tramo-30	9,04	450mm	450	PVC	0,013	1,60	46,80	9,06	105,85
Tramo-31	9,08	450mm	450	PVC	0,013	1,60	46,80	9,09	105,85
Tramo-32	11,59	400mm	400	PVC	0,013	1,53	40,20	8,98	62,06
Tramo-33	9,19	450mm	450	PVC	0,013	1,61	46,80	9,18	105,85
Tramo-34	8,87	450mm	450	PVC	0,013	1,59	54,80	8,92	105,85
Tramo-35	16,44	400mm	400	PVC	0,013	1,73	38,60	11,84	62,06
Tramo-36	3,16	450mm	450	PVC	0,013	1,08	54,80	3,84	105,85
Tramo-37	5,83	450mm	450	PVC	0,013	1,36	49,70	6,36	105,85
Tramo-38	12,93	400mm	400	PVC	0,013	1,59	39,70	9,79	62,06
Tramo-463	12,18	800mm	762	PE	0,010	3,45	100,00	27,59	1573,92
Tramo-464	6,46	800mm	762	PE	0,010	3,45	100,00	12,05	1573,92
Tramo-465	20,46	800mm	762	PE	0,010	3,49	100,00	43,68	1590,31
Tramo-466	13,67	800mm	762	PE	0,010	3,49	100,00	30,73	1590,31
Tramo-467	8,43	1200mm	914	PE	0,010	2,42	100,00	21,30	1590,31
Tramo-468	36,45	1200mm	914	PE	0,010	2,42	100,00	70,17	1590,31
Tramo-469	7,60	1400mm	1219	PE	0,010	1,44	100,00	20,08	1682,79
Tramo-470	1,15	1400mm	1219	PE	0,010	1,44	100,00	4,16	1682,79
Tramo-471	1,08	1400mm	1219	PE	0,010	1,44	100,00	3,93	1682,79
Tramo-472	1,47	1400mm	1219	PE	0,010	1,44	100,00	5,19	1682,79
Tramo-473	0,52	1400mm	1219	PE	0,010	1,44	100,00	1,56	1682,79
Tramo-474	0,96	1200mm	914	PE	0,010	2,56	100,00	2,15	1682,79
Tramo-475	1,32	1200mm	914	PE	0,010	2,56	100,00	2,96	1682,79
Tramo-476	1,24	1200mm	914	PE	0,010	2,56	100,00	2,77	1682,79
Tramo-477	0,64	1200mm	914	PE	0,010	2,56	100,00	1,43	1682,79
Tramo-478	2,10	1200mm	914	PE	0,010	2,56	100,00	4,71	1682,79
Tramo-479	18,10	1200mm	914	PE	0,010	2,56	100,00	40,84	1682,79

Tramo-480	2,71	1200mm	914	PE	0,010	2,56	100,00	6,08	1682,79
Tramo-481	3,04	1200mm	914	PE	0,010	2,56	91,50	6,81	1682,79
Tramo-482	9,90	1200mm	914	PE	0,010	4,01	87,50	24,83	1682,79
Tramo-483	2,27	1400mm	1219	PE	0,010	2,31	73,90	7,51	1682,79
Tramo-484	2,95	1200mm	914	PE	0,010	2,56	96,10	6,62	1682,79
Tramo-485	3,95	1200mm	914	PE	0,010	2,56	87,70	8,85	1682,79
Tramo-486	32,81	1200mm	914	PE	0,010	6,30	72,10	65,99	1682,79
Tramo-487	21,72	1200mm	914	PE	0,010	5,41	70,40	47,34	1682,79
Tramo-488	20,55	1200mm	914	PE	0,010	5,30	90,00	45,27	1682,79
Tramo-489	2,25	1200mm	914	PE	0,010	2,56	90,00	5,03	1682,79

Fuente: Modelamiento hidráulico SewerCAD V8i y elaboración propia

En el Anexo N° 5 se presenta el Reporte de parámetros hidráulicos para el escenario de contribución de alcantarillado al año 2023”

Figura 5.5.: Porcentaje total de tuberías con respecto a su capacidad de conducción y/D - demanda de contribución de alcantarillado al año 2023



Fuente: Elaboración Propia

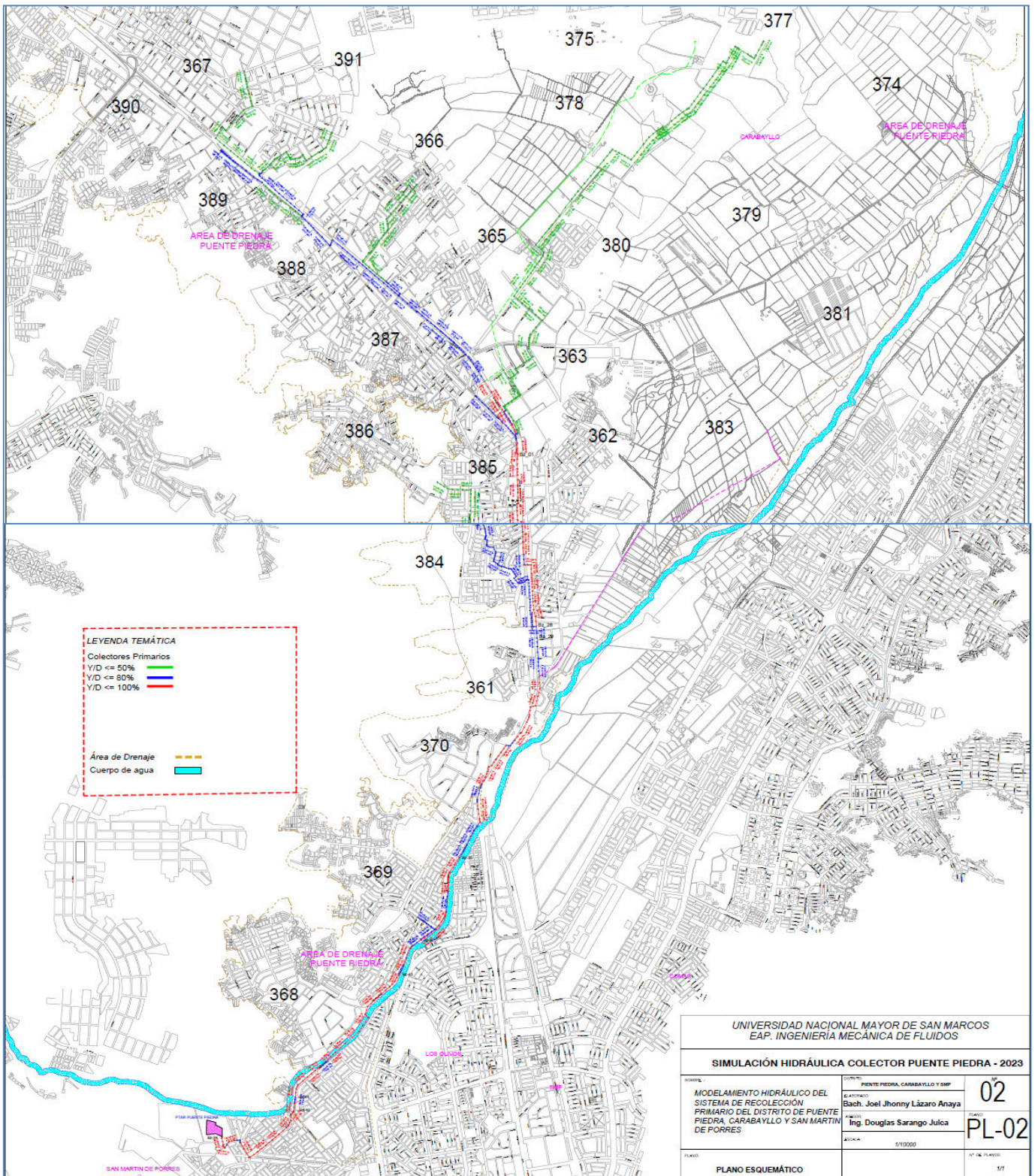
Realizado el cálculo hidráulico del colector puente piedra, para la contribución máxima de desagüe del año 2023 se observa que el 65 % de los conductos operan a una capacidad (y/d < 75%), ver Figura N° 5.5.

Solo 148 conductos del colector existente operarían a una capacidad 75% < y/d < 100%.

Para la situación actual, existen 55 conductos que operan a una capacidad de conducción y/d=100%, por lo que son considerados tramos críticos el cual deberán ser señalados para su futuro mejoramiento.

Ve Figura N° 5.6. Modelamiento Hidráulico para el escenario 2023.

Figura N° 5.6. Modelamiento hidráulico del Colector Puente Piedra existente – año 2023



Fuente: Elaboración propia

5.9. DISCUSIÓN DE RESULTADO

5.9.1. De la comparación de los resultados del Modelo con los Aforos realizados:

- d) En la teoría se indica que un modelo esta calibrado siempre y cuando el porcentaje de variación entre los parámetros medidos sean menor al 10%.
- e) De las comparaciones realizadas en los diversos puntos de aforo, observamos que en tres puntos de monitoreo supera lo establecido a lo establecido anteriormente, esto se debe a que en la lectura de los tirantes, ha registrados picos eventuales y puntuales el cual eleva los valores de caudal.
- f) Se indica que en el modelo realizado se han incluido los parámetros físicos de campo (diámetro, longitud, cotas), asimismo los parámetros hidráulicos reales (coeficiente de rugosidad de maning), así también los cálculos demanda han sido elaborados en base a la información comercial de consumos (domestico, industrial, comercial, etc.).
- g) De lo anterior y considerando los valores picos como extraordinarios por ser eventuales, se indica que el modelo elaborado está calibrado.

5.9.2. De los aforos realizados en los diversos puntos del colector Puente Piedra existente:

- h) El punto P-01 pertenece al colector Puente Piedra y se ubica posterior al aporte de la red secundaria de la zona norte que proviene de la Auxiliar Panamericana Norte aguas arriba de la Calle Gloriabamba; el resultado de los aforos realizados muestra un caudal promedio de 37.47 l/s, y un caudal máximo superior a los 131 l/s. La relación tirante/diámetro máxima registrada fue de 67%, por lo que en la campaña de aforos no supero la capacidad máxima de diseño. El aforo se realizó en el buzón N°8099 bajo la codificación de SEDAPAL (cuadra 21 Av. Buenos Aires cruce con la calle Víctor Andrés Belaunde).
- i) El punto P-03 representa al colector San Benito y se ubica aguas arriba de la unión con el colector Alameda Norte; el resultado de los aforos realizados muestra un caudal promedio de 40.15 l/s, y un caudal máximo superior a los 114.66 l/s. La relación tirante/diámetro máxima registrada fue de 48%, por lo que en la actualidad no alcanza su capacidad máxima de diseño, ésta medición presenta valores máximos atípicos los cuales fueron omitidos.
- j) El punto P-04 representa al colector Alameda Norte y se ubica aguas abajo del aporte del Colector N°2; el resultado de los aforos realizados muestra un caudal promedio de 45.87 l/s, y un caudal máximo superior a los 98 l/s. La relación tirante/diámetro máxima registrada fue de 67%, por lo que en la actualidad no alcanza su capacidad máxima de diseño, adicionalmente se evaluara si se tiene valores atípicos para su descarte. El aforo se realizó en el buzón N°6355 bajo la codificación de SEDAPAL en la Auxiliar Panamericana Norte.
- k) El punto P-05 forma parte del colector Puente Piedra y se ubica aguas arriba del aporte del Colector Alameda Norte; el resultado de los aforos realizados muestra un caudal promedio de 60.10 l/s, un caudal máximo superior a los 365.86 l/s y con una relación tirante/diámetro máxima de 86%, según la gráfica esto pico se observó en el tercer día y no es constante, en la actualidad se podría afirmar que dicho caudal inusual puede pertenecer a un usuario industrial o a valores atípicos descartables. El aforo se realizó

en la Av. Buenos Aires cuadra 18, resultando como caudal máximo de aforo a 160.86 L/s.

- l) Respecto al punto P-07, el cual pertenece al colector Puente Piedra se ubica en la auxiliar Panamericana Norte (Altura Km 33 de la P. Norte, cerca al cruce con la calle Las Vegas aguas arriba del aporte del colector Copacabana al Colector Puente Piedra) el resultado de los aforos realizados muestra un caudal promedio de 211.26 l/s y un caudal máximo superior a los 390 l/s. La relación tirante/diámetro máxima registrada fue de 52%, por lo que en la actualidad no alcanza su capacidad máxima de diseño. El aforo se realizó en el buzón N°6035 bajo la codificación de la entidad administradora del sistema de alcantarillado.
- m) El punto P-16, el cual representa al colector Copacabana y se encuentra ubicado al costado del Hospital de la Solidaridad auxiliar Panamericana Norte (Al norte del cruce con Av. Las Vegas, aguas arriba de la descarga del colector Copacabana en el Colector Puente Piedra); el resultado de los aforos realizados muestra un caudal promedio de 90.13 l/s, y un caudal máximo superior a los 148 l/s. La relación tirante/diámetro máxima registrada fue de 17%, por lo que en la actualidad no alcanza su capacidad máxima de diseño.
- n) El punto P-17 representa al colector Puente Piedra y se encuentra ubicado al frente del Cementerio Jardines del Buen Retiro (a 3 cuadras al sur del cruce con Av. Las Vegas, aguas arriba de la descarga del colector primario s/n hacia el Colector Puente Piedra); el resultado de los aforos realizados muestra un caudal promedio de 431.37 l/s, y un caudal máximo superior a los 618 l/s. La relación tirante/diámetro máxima registrada fue de 54%, por lo que en la actualidad no alcanza su capacidad máxima de diseño.

CONCLUSIONES

- Se ha efectuado para el año 2015, el modelamiento hidráulico del sistema de alcantarillado primario del Distrito de Puente Piedra, Carabayllo y San Martín de Porras utilizando el modelo empleado con el apoyo del SewerCad V8i, encontrándose que la mayoría de los tramos que comprenden el colector Puente Piedra existente se encuentran operando a una capacidad de conducción de diseño entre $50\% < Y/D < 80\%$, por lo que a mayores ingresos de caudal ya sea por incremento poblacional en el horizonte de tiempo o por la conexión de otras áreas de drenaje al colector Puente Piedra, en el corto plazo dicho colector estaría operando a presión.
- De la modelación hidráulica se pueden observar que actualmente existen tramos del colector Puente Piedra en la actualidad, como por ejemplo los tramos comprendidos entre los buzones Bz-01 al Bz-29, Bz-32 al Bz-42, Bz-43 al Bz-61 y Bz-62 al Bz-81, que no están cumpliendo con su capacidad de conducción en periodos de máximo flujo horario, ya que operan a una capacidad de conducción $75 < Y/D \leq 100\%$.
- Para el modelamiento hidráulico del sistema existente se observó que el gradiente hidráulico de los tramos comprendido entre los buzones Bz-06 y Bz-07 se encuentra casi al nivel de la cota de terreno de dichos buzones, es decir que en horas punta (máximo horario) dichos tramos además que operan tubería llena, el nivel del agua residual se eleva hasta el buzón, pudiendo generar ante cualquier crecida y/o exceso de contribución al alcantarillado, presiones en las tapas de los buzones.
- Se ha verificado con el modelamiento hidráulico de la situación actual que existen 10 tramos críticos, que se ubican en la llegada a la PTAR Puente Piedra cuyos diámetros es de 1200 mm, cuyo comportamiento hidráulico es operar a presión en horas picos, siendo evidente que en dichos tramos las tuberías operan a presión por lo que están expuestas a problemas de asentamientos, aniegos, etc.
- Con la implementación de tuberías de refuerzo y/o ampliaciones mejora la situación de capacidad de conducción del sistema de recolección primario en estudio, y de esta manera se podrá atender las emisiones de la población de los distritos de Puente Piedra, Carabayllo y San Martín de Porres.
- De la comparación de resultado de los parámetros hidráulicos del modelos SewerCAD V8i y el resultado de la aforos realizados en diversos puntos del colector Puente Piedra existente han evidenciado incidencias no mayor o igual al 10%, es decir que las demandas consideradas para nuestro modelo son aceptables ya que se asemejan a la realidad.
- La simulación hidráulica para el Año 2023, muestra un incremento de los tramos críticos del actual colector Puente Piedra, como son los tramos comprendidos entre los buzones Bz-01 al Bz-81 en los cuales se aprecia que operan a una capacidad de conducción de relación $Y/D > 80\%$, es decir que dichos tramos estar operando fuera de capacidad, asimismo, ha resultado que más del 30% de los tramos existentes operan al 100% de capacidad de conducción.

RECOMENDACIONES

- Se recomienda implementar un sistema de alivio y/o refuerzos al colector Puente Piedra existente, para los conductos críticos en el corto plazo.
- Se recomienda realizar otras campañas de aforo, ya que el 15% de los buzones aforados, los datos recopilados eran omitidos por ser puntuales y eventuales (información poco fiable.)
- Se recomienda realizar un estudio más detallado de la demanda de los Distritos de Puente Piedra, Carabaylo y San Martín de Porres, ya que esto es de suma importancia para que los resultados del cálculo hidráulico reflejen más la realidad del comportamiento de los colectores primarios, en el caso de implementarse otras áreas de drenaje.
- Se recomienda que el presente trabajo, sea considerado como base para el posible mejoramiento y/o ampliación del colector Puente Piedra existente, en el caso de ejecutarse el mejoramiento de los tramos críticos.
- Se recomienda que para otras campañas de aforo en el colector Puente Piedra, el buzón debe cumplir con las características señaladas en la presente monografía, es necesario recalcar que el tramo a evaluar debe estar previamente limpios (equipo máquina de balde y/o hidrojet).

BIBLIOGRAFÍA

BARRERO RIPOLL, A., PÉREZ-SABORID SÁNCHEZ-PASTOR, M.
Fundamentos y aplicaciones de la Mecánica de Fluidos'
Editorial McGraw Hill (2005)

CRESPO, A.
Mecánica de fluidos
Editorial Thomson (2006)

Orozco & J. Saldarriaga (2008)
Calibración de modelos hidráulicos de alcantarillados
Universidad de los Andes, Bogotá, Colombia

Rocha Felices, Arturo (2007)
Hidráulica de Tuberías y Canales (1 era Edición)

Sotelo Ávila G. (2005)
Hidráulica, Flujo en tuberías (1ra ed. Vol1)
Editorial Limusa - México

WHITE, F.
Mecánica de fluidos
Editorial McGraw Hill (2008)

Reglamento de Proyectos de Saneamiento
SEDAPAL
Año – 2015

Estimación y Proyección de población por sexo, según Departamento, Provincia y Distrito
Año 2000 – 2015
Boletín N° 18 INEI

Censos Nacionales 2007 INEI
XI de Población y VI de Vivienda
Año - 2007

ANEXOS

Se adjunta un CD que contiene la siguiente información:

ANEXO N° 01: Demanda del Área de Drenaje del Colector Puente Piedra existente

ANEXO N° 02: Reporte del modelamiento hidráulico para el escenario 2015

ANEXO N° 03 y 04: Resultados de la campaña de aforos, cálculo de caudales

ANEXO N° 05: Reporte del modelamiento hidráulico para el escenario 2023

ANEXO N° 06: Planos de modelamiento 2015

ANEXO N° 07: Planos de modelamiento 2023

ANEXO N° 08: Plano de Área de Drenaje del Sistema Existente de Alcantarillado

ANEXO N° 1

Demanda del área de drenaje del colector Puente Piedra existente

Área de Drenaje:	AD-1A - PUENTE PIEDRA	Sin Proyecto	Con Proyecto
Población Actual (Habitantes)		12.308	12.308
N° viviendas		2.670	2.670
Tasa de crecimiento anual		5,24%	5,24%
Densidad por lote (hab/lote)		4,57	4,57
Porcentaje de pérdidas		32,63%	20,00%
Población actual con conexiones agua (red pública)		11.944	11.944

Fuente: INEI, Información Comercial, Catastro GIS de SEDAPAL, Anuario Estadístico SEDAPAL 2014

Dotaciones (solo para verificación - no llenar)

De consumo - Sin considerar Pérdidas	161,0	150,0
De diseño - Por conexiones (litros / habitante - día)	161,0	150,0

Distrito	Codigo	Densidad Parcial
Puente Piedra	22	4,57

Distrito	Codigo	Tasa Parcial
Puente Piedra	22	5,24%

Cobertura de Agua Potable - SEDAPAL	2012	2013	2014
	94,59%	96,28%	97,04%

Benchmarking - SUNASS

Usuario	Tarifa	Medidor	Conexiones		Consumo (m3/mes/cnx)
			Parcial	Total	
Social	T01	C/Med	5	21	58,83
	T01	S/Med	16		64,71
Domestico	T02	C/Med	1.286	2.523	18,44
	T02	S/Med	99		23,97
Comercial	T03	C/Med	27	36	58,83
	T03	S/Med	9		64,71
Industrial	T04	C/Med	1	3	102,00
	T04	S/Med	2		112,20
Estatal	T05	C/Med	3	3	108,50
	T05	S/Med	0		0,00
Multifam. No Ind.	T06	C/Med	53	68	25,00
	T06	S/Med	15		27,50
Multifam. Ind.	T07	C/Med	0	0	0,00
	T07	S/Med	0		0,00
Total Conexiones				2.654	

Caudales y Factores de Diseño	Coficiente
Caudal Máximo Diario ($Q_{md} = K1 * QP$)	$K1 = 1,2$
Caudal Máximo Horario ($Q_{mh} = K2 * QP$)	$K2 = 1,8$
Caudal de Retorno a Desagüe Promedio ($Q_{pd} = K3 * Qp$)	$K3 = 0,8$
Factor de Relacion de Consumos de Conex. Domesticas y Multifam. No Ind.	$f1 = 1,4$
Factor de Relacion de Consumos de Conex. Domesticas y Multifam. Ind.	$f2 = 0,0$
Densidad de Saturación	6 hab/día
Porcentaje Area Ocupada	40,00%
Población de Saturación	39229 hab

Fuente: Reglamento de Elaboración de Proyectos de SEDAPAL

Año		% Cobertura	% Usuarios Clandestinos	Medición			
				Doméstico	Multif. No Ind.	Multif. Ind.	Otros
Base	2015	97,04%	10,00%	50,97%	77,94%	0,00%	57,14%
-2	2016	97,80%	10,00%	51,47%	82,03%	0,00%	60,14%
-1	2017	98,56%	10,00%	51,97%	86,32%	0,00%	63,29%
0	2018	99,32%	10,00%	52,47%	90,85%	0,00%	66,60%
1	2019	100,00%	10,00%	100,00%	100,00%	100,00%	100,00%
2	2020	100,00%	10,00%	100,00%	100,00%	100,00%	100,00%
3	2021	100,00%	10,00%	100,00%	100,00%	100,00%	100,00%
4	2022	100,00%	10,00%	100,00%	100,00%	100,00%	100,00%
5	2023	100,00%	10,00%	100,00%	100,00%	100,00%	100,00%
6	2024	100,00%	10,00%	100,00%	100,00%	100,00%	100,00%
7	2025	100,00%	10,00%	100,00%	100,00%	100,00%	100,00%
8	2026	100,00%	10,00%	100,00%	100,00%	100,00%	100,00%
9	2027	100,00%	10,00%	100,00%	100,00%	100,00%	100,00%
10	2028	100,00%	10,00%	100,00%	100,00%	100,00%	100,00%
11	2029	100,00%	10,00%	100,00%	100,00%	100,00%	100,00%
12	2030	100,00%	10,00%	100,00%	100,00%	100,00%	100,00%
13	2031	100,00%	10,00%	100,00%	100,00%	100,00%	100,00%
14	2032	100,00%	10,00%	100,00%	100,00%	100,00%	100,00%
15	2033	100,00%	10,00%	100,00%	100,00%	100,00%	100,00%
16	2034	100,00%	10,00%	100,00%	100,00%	100,00%	100,00%
17	2035	100,00%	10,00%	100,00%	100,00%	100,00%	100,00%
18	2036	100,00%	10,00%	100,00%	100,00%	100,00%	100,00%
19	2037	100,00%	10,00%	100,00%	100,00%	100,00%	100,00%
20	2038	100,00%	10,00%	100,00%	100,00%	100,00%	100,00%

Área de Drenaje:	AD-1B	Sin Proyecto	Con Proyecto
Población Actual (Habitantes)		3.659	3.659
N° viviendas		798	798
Tasa de crecimiento anual		5,24%	5,24%
Densidad por lote (hab/lote)		4,57	4,57
Porcentaje de pérdidas		32,63%	20,00%
Población actual con conexiones agua (red pública)		3.551	3.551

Fuente: INEI, Información Comercial, Catastro GIS de SEDAPAL, Anuario Estadístico SEDAPAL 2014

Dotaciones (solo para verificación - no llenar)

	161,1	145,8
De diseño - Por conexiones (litros / habitante - día)	161,1	145,8

Distrito	Codigo	Densidad Parcial
Puente Piedra	22	4,57

Distrito	Codigo	Tasa Parcial
Puente Piedra	22	5,24%

Cobertura de Agua Potable - SEDAPAL	2012	2013	2014
	94,59%	96,28%	97,04%

Benchmarking - SUNASS

Usuario	Tarifa	Medidor	Conexiones		Consumo (m3/mes/cnx)
			Parcial	Total	
Social	T01	C/Med	1	2	58,83
	T01	S/Med	1		64,71
Domestico	T02	C/Med	737	764	18,44
	T02	S/Med	27		23,97
Comercial	T03	C/Med	4	5	58,83
	T03	S/Med	1		64,71
Industrial	T04	C/Med	0	0	102,00
	T04	S/Med	0		112,20
Estatad	T05	C/Med	2	2	108,50
	T05	S/Med	0		0,00
Multifam. No Ind.	T06	C/Med	9	10	25,00
	T06	S/Med	1		27,50
Multifam. Ind.	T07	C/Med	0	0	0,00
	T07	S/Med	0		0,00
Total Conexiones				783	

Caudales y Factores de Diseño	Coficiente
Caudal Máximo Diario ($Q_{md} = K1 * QP$)	$K1 = 1,2$
Caudal Máximo Horario ($Q_{mh} = K2 * QP$)	$K2 = 1,8$
Caudal de Retorno a Desagüe Promedio ($Q_{pd} = K3 * Qp$)	$K3 = 0,8$
Factor de Relacion de Consumos de Conex. Domesticas y Multifam. No Ind.	$f1 = 1,4$
Factor de Relacion de Consumos de Conex. Domesticas y Multifam. Ind.	$f2 = 0,0$
Densidad de Saturación	6 hab/día
Porcentaje Area Ocupada	40,00%
Población de Saturación	11663 hab

Fuente: Reglamento de Elaboración de Proyectos de SEDAPAL

Año		% Cobertura	% Usuarios Clandestinos	Medición			
				Doméstico	Multif. No Ind.	Multif. Ind.	Otros
Base	2015	97,04%	0,00%	96,47%	90,00%	0,00%	77,78%
-2	2016	97,80%	0,00%	96,97%	94,72%	0,00%	81,85%
-1	2017	98,56%	0,00%	97,47%	100,00%	0,00%	86,14%
0	2018	99,32%	0,00%	97,97%	100,00%	0,00%	90,66%
1	2019	100,00%	0,00%	100,00%	100,00%	100,00%	100,00%
2	2020	100,00%	0,00%	100,00%	100,00%	100,00%	100,00%
3	2021	100,00%	0,00%	100,00%	100,00%	100,00%	100,00%
4	2022	100,00%	0,00%	100,00%	100,00%	100,00%	100,00%
5	2023	100,00%	0,00%	100,00%	100,00%	100,00%	100,00%
6	2024	100,00%	0,00%	100,00%	100,00%	100,00%	100,00%
7	2025	100,00%	0,00%	100,00%	100,00%	100,00%	100,00%
8	2026	100,00%	0,00%	100,00%	100,00%	100,00%	100,00%
9	2027	100,00%	0,00%	100,00%	100,00%	100,00%	100,00%
10	2028	100,00%	0,00%	100,00%	100,00%	100,00%	100,00%
11	2029	100,00%	0,00%	100,00%	100,00%	100,00%	100,00%
12	2030	100,00%	0,00%	100,00%	100,00%	100,00%	100,00%
13	2031	100,00%	0,00%	100,00%	100,00%	100,00%	100,00%
14	2032	100,00%	0,00%	100,00%	100,00%	100,00%	100,00%
15	2033	100,00%	0,00%	100,00%	100,00%	100,00%	100,00%
16	2034	100,00%	0,00%	100,00%	100,00%	100,00%	100,00%
17	2035	100,00%	0,00%	100,00%	100,00%	100,00%	100,00%
18	2036	100,00%	0,00%	100,00%	100,00%	100,00%	100,00%
19	2037	100,00%	0,00%	100,00%	100,00%	100,00%	100,00%
20	2038	100,00%	0,00%	100,00%	100,00%	100,00%	100,00%

PROYECCIÓN DE LA DEMANDA DE ALCANTARILLADO - ÁREA DE DRENAJE 1B

Año	Población	Cobertura		Consumo de Agua (litros día)												Demanda de Desagüe																											
		Conexiones	Otros Medios	Domésticas	Comerciales			Industriales			Estatales			Sociales			Multifam. No Indiv.			Multifam. Indiv.			Total Conex.			Doméstico	Comercial	Industrial	Estatal	Social	Multifam. No Ind.	Multifam. Ind.	Grandes Consumidores	Total	lt / día	lt / s	m³ / año	lt / día	lt / s	m³ / año			
Base	3.659	97,04%	2,96%	737	27	764	4	1	5	0	0	0	0	2	0	2	1	1	2	1	10	1	1	0	0	753	30	783	474.582	10.001	0	7.233	4.118	8.417	0	67.733	572.085	457.668	5.30	167.049	823.802	9.53	300.688
-2	3.851	97,80%	2,20%	785	25	810	4	1	5	0	0	0	2	0	2	1	1	2	1	11	1	1	0	0	802	28	830	502.488	10.001	0	7.233	4.118	9.250	0	67.733	600.824	480.659	5.56	175.441	865.187	10.01	315.793	
-1	4.053	98,56%	1,44%	837	22	859	4	1	5	0	0	0	2	0	2	1	1	2	0	12	0	0	0	0	856	24	880	532.054	10.001	0	7.233	4.118	10.000	0	67.733	631.140	504.912	5.84	184.293	908.841	10.52	331.727	
0	4.265	99,32%	0,68%	892	19	911	4	1	5	0	0	0	2	0	2	1	1	2	0	12	0	0	0	0	911	21	932	563.464	10.001	0	7.233	4.118	10.000	0	67.733	662.549	530.039	6.13	193.464	954.071	11.04	348.236	
1	4.488	100,00%	0,00%	965	0	965	6	0	6	1	0	1	3	0	3	0	3	3	0	13	0	0	0	0	991	0	991	593.153	11.766	3.400	10.850	5.883	10.833	0	67.733	703.619	562.895	6.51	205.457	1.013.211	11.73	369.822	
2	4.723	100,00%	0,00%	1.016	0	1.016	6	0	6	1	0	1	3	0	3	0	3	3	0	13	0	0	0	0	1.042	0	1.042	624.501	11.766	3.400	10.850	5.883	10.833	0	67.733	734.967	587.974	6.81	214.610	1.058.352	12.25	366.299	
3	4.970	100,00%	0,00%	1.069	0	1.069	7	0	7	2	0	2	4	0	4	0	4	4	0	14	0	0	0	0	1.100	0	1.100	657.079	13.727	6.800	14.467	7.844	11.667	0	67.733	779.316	623.453	7.22	227.560	1.122.216	12.99	409.609	
4	5.230	100,00%	0,00%	1.125	0	1.125	7	0	7	2	0	2	4	0	4	0	4	4	0	15	0	0	0	0	1.157	0	1.157	691.500	13.727	6.800	14.467	7.844	12.500	0	67.733	814.571	651.657	7.54	237.855	1.172.982	13.58	428.139	
5	5.504	100,00%	0,00%	1.184	0	1.184	7	0	7	2	0	2	4	0	4	0	4	4	0	16	0	0	0	0	1.217	0	1.217	727.765	13.727	6.800	14.467	7.844	13.333	0	67.733	851.670	681.336	7.89	248.688	1.226.404	14.19	447.638	
6	5.792	100,00%	0,00%	1.246	0	1.246	7	0	7	2	0	2	4	0	4	0	4	4	0	16	0	0	0	0	1.279	0	1.279	765.875	13.727	6.800	14.467	7.844	13.333	0	67.733	889.779	711.823	8.24	259.815	1.281.282	14.83	467.668	
7	6.096	100,00%	0,00%	1.311	0	1.311	7	0	7	2	0	2	4	0	4	0	4	4	0	18	0	0	0	0	1.346	0	1.346	805.828	13.727	6.800	14.467	7.844	15.000	0	67.733	931.399	745.119	8.62	271.969	1.341.215	15.52	489.543	
8	6.415	100,00%	0,00%	1.380	0	1.380	8	0	8	3	0	3	5	0	5	0	5	0	18	0	0	0	0	1.419	0	1.419	848.240	15.688	10.200	18.083	9.805	15.000	0	67.733	984.750	787.800	9.12	287.547	1.418.040	16.41	517.584		
9	6.751	100,00%	0,00%	1.452	0	1.452	8	0	8	3	0	3	5	0	5	0	5	0	19	0	0	0	0	1.492	0	1.492	892.496	15.688	10.200	18.083	9.805	15.833	0	67.733	1.029.839	823.871	9.54	300.713	1.482.968	17.16	541.283		
10	7.105	100,00%	0,00%	1.528	0	1.528	8	0	8	3	0	3	5	0	5	0	5	0	20	0	0	0	0	1.569	0	1.569	939.211	15.688	10.200	18.083	9.805	16.667	0	67.733	1.077.387	861.910	9.98	314.597	1.551.437	17.96	566.275		
11	7.477	100,00%	0,00%	1.608	0	1.608	8	0	8	3	0	3	5	0	5	0	5	0	22	0	0	0	0	1.651	0	1.651	988.384	15.688	10.200	18.083	9.805	18.333	0	67.733	1.128.227	902.582	10.45	329.442	1.624.647	18.80	592.986		
12	7.869	100,00%	0,00%	1.692	0	1.692	8	0	8	3	0	3	5	0	5	0	5	0	23	0	0	0	0	1.736	0	1.736	1.040.016	15.688	10.200	18.083	9.805	19.167	0	67.733	1.180.692	944.554	10.93	344.762	1.700.197	19.68	620.572		
13	8.281	100,00%	0,00%	1.781	0	1.781	8	0	8	3	0	3	5	0	5	0	5	0	24	0	0	0	0	1.826	0	1.826	1.094.721	15.688	10.200	18.083	9.805	20.000	0	67.733	1.236.231	988.985	11.45	360.979	1.780.173	20.60	649.763		
14	8.715	100,00%	0,00%	1.874	0	1.874	8	0	8	3	0	3	5	0	5	0	5	0	25	0	0	0	0	1.920	0	1.920	1.151.885	15.688	10.200	18.083	9.805	20.833	0	67.733	1.294.228	1.035.383	11.98	377.915	1.863.689	21.57	680.246		
15	9.172	100,00%	0,00%	1.972	0	1.972	8	0	8	3	0	3	5	0	5	0	5	0	27	0	0	0	0	2.020	0	2.020	1.212.123	15.688	10.200	18.083	9.805	22.500	0	67.733	1.356.132	1.084.906	12.56	395.991	1.952.831	22.60	712.783		
16	9.653	100,00%	0,00%	2.075	0	2.075	8	0	8	3	0	3	5	0	5	0	5	0	29	0	0	0	0	2.125	0	2.125	1.275.433	15.688	10.200	18.083	9.805	24.167	0	67.733	1.421.110	1.136.888	13.16	414.964	2.046.398	23.69	746.935		
17	10.159	100,00%	0,00%	2.184	0	2.184	8	0	8	3	0	3	5	0	5	0	5	0	30	0	0	0	0	2.235	0	2.235	1.342.432	15.688	10.200	18.083	9.805	25.000	0	67.733	1.488.942	1.191.153	13.79	434.771	2.144.076	24.82	782.588		
18	10.691	100,00%	0,00%	2.298	0	2.298	9	0	9	4	0	4	6	0	6	0	6	0	32	0	0	0	0	2.355	0	2.355	1.412.504	17.649	13.600	21.700	11.766	26.667	0	67.733	1.571.619	1.257.295	14.55	458.913	2.263.131	26.19	826.043		
19	11.251	100,00%	0,00%	2.418	0	2.418	9	0	9	4	0	4	6	0	6	0	6	0	34	0	0	0	0	2.477	0	2.477	1.486.264	17.649	13.600	21.700	11.766	28.333	0	67.733	1.647.046	1.317.637	15.25	480.937	2.371.746	27.45	865.687		
20	11.841	100,00%	0,00%	2.545	0	2.545	9	0	9	4	0	4	6	0	6	0	6	0	35	0	0	0	0	2.605	0	2.605	1.564.327	17.649	13.600	21.700	11.766	29.167	0	67.733	1.725.942	1.380.753	15.98	503.975	2.465.356	28.77	907.155		

Área de Drenaje:	AD-1C	Sin Proyecto	Con Proyecto
Población Actual (Habitantes)		1.637	1.637
N° viviendas		350	350
Tasa de crecimiento anual		5,24%	5,24%
Densidad por lote (hab/lote)		4,57	4,57
Porcentaje de pérdidas		32,63%	20,00%
Población actual con conexiones agua (red pública)		1.588	1.588

Fuente: INEI, Información Comercial, Catastro GIS de SEDAPAL, Anuario Estadístico SEDAPAL 2014

Dotaciones (solo para verificación - no llenar)

De consumo - Sin considerar Pérdidas	161,0	150,0
De diseño - Por conexiones (litros / habitante - dia)	161,0	150,0

Distrito	Codigo	Densidad Parcial
Puente Piedra	22	4,57

Distrito	Codigo	Tasa Parcial
Puente Piedra	22	5,24%

	2012	2013	2014
Potable - SEDAPAL	94,59%	96,28%	97,04%

Benchmarking - SUNASS

Usuario	Tarifa	Medidor	Conexiones		Consumo (m3/mes/cnx)
			Parcial	Total	
Social	T01	S/Med	2	4	64,71
	T02	C/Med	303	318	18,44
Domestico	T02	S/Med	15		23,97
	Comercial	T03	S/Med	2	8
Industrial		T04	C/Med	1	1
	T04	S/Med	0	112,20	
Estatad	T05	C/Med	0	0	108,50
	T05	S/Med	0		0,00
Multifam. No Ind.	T06	C/Med	19	22	25,00
	T06	S/Med	3		27,50
Multifam. Ind.	T07	C/Med	0	0	0,00
	T07	S/Med	0		0,00
Total Conexiones				353	

Caudales y Factores de Diseño	Coficiente
Caudal Máximo Diario (Qmd = K1 * QP)	K1 = 1,2
Caudal Máximo Horario (Qmh = K2 * QP)	K2 = 1,8
Caudal de Retorno a Desagüe Promedio (Qpd = K3 * Qp)	K3 = 0,8
Factor de Relacion de Consumos de Conex. Domesticas y Multifam. No Ind.	f1 = 1,4
Factor de Relacion de Consumos de Conex. Domesticas y Multifam. Ind.	f2 = 0,0
Porcentaje Area Ocupada	40,00%
Población de Saturación	5217 hab

Fuente: Reglamento de Elaboración de Proyectos de SEDAPAL

Año		% Cobertura	% Usuarios Clandestinos	Medición			
				Doméstico	Multif. No Ind.	Multif. Ind.	Otros
Base	2015	97,04%	0,00%	95,28%	86,36%	0,00%	69,23%
-2	2016	97,80%	0,00%	95,78%	90,89%	0,00%	72,86%
-1	2017	98,56%	0,00%	96,28%	95,65%	0,00%	76,68%
0	2018	99,32%	0,00%	96,78%	100,00%	0,00%	80,69%
	2019	100,00%	0,00%	100,00%	100,00%	0,00%	100,00%

2	2020	100,00%	0,00%	100,00%	100,00%	100,00%	100,00%
3	2021	100,00%	0,00%	100,00%	100,00%	100,00%	100,00%
4	2022	100,00%	0,00%	100,00%	100,00%	100,00%	100,00%
5	2023	100,00%	0,00%	100,00%	100,00%	100,00%	100,00%
6	2024	100,00%	0,00%	100,00%	100,00%	100,00%	100,00%
7	2025	100,00%	0,00%	100,00%	100,00%	100,00%	100,00%
8	2026	100,00%	0,00%	100,00%	100,00%	100,00%	100,00%
9	2027	100,00%	0,00%	100,00%	100,00%	100,00%	100,00%
10	2028	100,00%	0,00%	100,00%	100,00%	100,00%	100,00%
11	2029	100,00%	0,00%	100,00%	100,00%	100,00%	100,00%
12	2030	100,00%	0,00%	100,00%	100,00%	100,00%	100,00%
13	2031	100,00%	0,00%	100,00%	100,00%	100,00%	100,00%
14	2032	100,00%	0,00%	100,00%	100,00%	100,00%	100,00%
15	2033	100,00%	0,00%	100,00%	100,00%	100,00%	100,00%
16	2034	100,00%	0,00%	100,00%	100,00%	100,00%	100,00%
17	2035	100,00%	0,00%	100,00%	100,00%	100,00%	100,00%
18	2036	100,00%	0,00%	100,00%	100,00%	100,00%	100,00%
19	2037	100,00%	0,00%	100,00%	100,00%	100,00%	100,00%
20	2038	100,00%	0,00%	100,00%	100,00%	100,00%	100,00%

PROYECCIÓN DE LA DEMANDA DE ALCANTARILLADO - ÁREA DE DRENAJE 1C

Año	Cobertura			Consumo de Agua (l/día)												Demanda de Desagüe																													
	Población	Conexiones	Otros Medios	Viviendas						Conexiones						Caudal Promedio				Caudal de Diseño																									
				Población Servida		Comerciales		Industriales		Estatales		Sociales		Multifam. No Indiv.		Multifam. Indiv.		Total Conex.		Doméstico	Comercial	Industrial	Estatal	Social	Multifam. No Ind.	Multifam. Ind.	Grandes Consumidores	Total	lt / día	lt / s	m3 / año	lt / día	lt / s	m3 / año											
Base 2015	1.637	97,04%	2,96%	348	303	15	318	6	2	8	1	0	1	0	0	0	0	2	2	4	4	19	3	22	0	0	0	331	22	353	198.229	16.080	3.400	0	8.236	18.583	0	11.167	255.695	204.556	2,37	74.663	368.201	4,26	134.393
-2	2016	1.723	97,80%	2,20%	369	323	14	337	6	2	8	1	0	1	0	0	0	2	2	4	4	22	2	24	0	0	0	354	20	374	209.723	16.080	3.400	0	8.236	20.167	0	11.167	268.773	215.018	2,49	78.482	387.033	4,48	141.267
-1	2017	1.813	98,56%	1,44%	391	344	13	357	6	2	8	1	0	1	0	0	0	2	2	4	4	24	1	25	0	0	0	377	18	395	221.832	16.080	3.400	0	8.236	20.917	0	11.167	281.632	225.305	2,61	82.236	405.550	4,69	148.026
0	2018	1.908	99,32%	0,68%	415	367	12	379	6	2	8	1	0	1	0	0	0	2	2	4	4	27	0	27	0	0	403	16	419	235.171	16.080	3.400	0	8.236	22.500	0	11.167	296.553	237.243	2,75	86.594	427.037	4,94	155.888	
1	2019	2.008	100,00%	0,00%	440	402	0	402	9	0	9	2	0	2	1	0	1	5	0	5	5	28	0	28	0	0	447	0	447	247.096	17.649	6.800	3.617	9.805	23.333	0	11.167	319.467	255.573	2,96	93.284	460.032	5,32	167.912	
2	2020	2.113	100,00%	0,00%	463	423	0	423	9	0	9	2	0	2	1	0	1	5	0	5	5	29	0	29	0	0	469	0	469	260.004	17.649	6.800	3.617	9.805	24.167	0	11.167	333.208	266.566	3,09	97.297	479.820	5,55	175.134	
3	2021	2.224	100,00%	0,00%	487	445	0	445	10	0	10	3	0	3	2	0	2	6	0	6	6	31	0	31	0	0	497	0	497	273.527	19.610	10.200	7.233	11.766	25.833	0	11.167	359.336	287.469	3,33	104.926	517.444	5,99	188.867	
4	2022	2.341	100,00%	0,00%	513	468	0	468	10	0	10	3	0	3	2	0	2	6	0	6	6	33	0	33	0	0	548	0	548	287.664	19.610	10.200	7.233	11.766	27.500	0	11.167	375.140	300.112	3,47	109.541	540.202	6,25	197.174	
5	2023	2.464	100,00%	0,00%	540	493	0	493	10	0	10	3	0	3	2	0	2	6	0	6	6	34	0	34	0	0	548	0	548	303.031	19.610	10.200	7.233	11.766	28.333	0	11.167	391.340	313.072	3,62	114.271	563.530	6,52	205.688	
6	2024	2.593	100,00%	0,00%	568	519	0	519	10	0	10	3	0	3	2	0	2	6	0	6	6	36	0	36	0	0	576	0	576	319.012	19.610	10.200	7.233	11.766	30.000	0	11.167	408.988	327.190	3,79	119.424	588.943	6,82	214.964	
7	2025	2.729	100,00%	0,00%	598	546	0	546	10	0	10	3	0	3	2	0	2	6	0	6	6	38	0	38	0	0	605	0	605	335.608	19.610	10.200	7.233	11.766	31.667	0	11.167	427.251	341.801	3,96	124.757	615.241	7,12	224.563	
8	2026	2.872	100,00%	0,00%	629	575	0	575	11	0	11	4	0	4	3	0	3	7	0	7	7	40	0	40	0	0	640	0	640	353.433	21.571	13.600	10.850	13.727	33.333	0	11.167	457.681	366.145	4,24	133.643	659.061	7,63	240.557	
9	2027	3.022	100,00%	0,00%	662	605	0	605	11	0	11	4	0	4	3	0	3	7	0	7	7	42	0	42	0	0	672	0	672	371.873	21.571	13.600	10.850	13.727	35.000	0	11.167	477.788	382.230	4,42	139.514	688.015	7,96	251.125	
10	2028	3.180	100,00%	0,00%	696	637	0	637	11	0	11	4	0	4	3	0	3	7	0	7	7	44	0	44	0	0	706	0	706	391.543	21.571	13.600	10.850	13.727	36.667	0	11.167	499.124	399.299	4,62	145.744	718.739	8,32	262.340	
11	2029	3.347	100,00%	0,00%	733	670	0	670	11	0	11	4	0	4	3	0	3	7	0	7	7	46	0	46	0	0	741	0	741	411.827	21.571	13.600	10.850	13.727	38.333	0	11.167	521.075	416.860	4,82	152.154	750.348	8,68	273.877	
12	2030	3.522	100,00%	0,00%	771	705	0	705	11	0	11	4	0	4	3	0	3	7	0	7	7	49	0	49	0	0	779	0	779	433.340	21.571	13.600	10.850	13.727	40.833	0	11.167	545.088	436.070	5,05	159.166	784.927	9,08	286.498	
13	2031	3.707	100,00%	0,00%	812	742	0	742	11	0	11	4	0	4	3	0	3	7	0	7	7	51	0	51	0	0	818	0	818	456.083	21.571	13.600	10.850	13.727	42.500	0	11.167	569.497	455.598	5,27	166.293	820.076	9,49	299.328	
14	2032	3.901	100,00%	0,00%	854	781	0	781	11	0	11	4	0	4	3	0	3	7	0	7	7	54	0	54	0	0	860	0	860	480.055	21.571	13.600	10.850	13.727	45.000	0	11.167	595.969	476.775	5,52	174.023	858.196	9,93	313.241	
15	2033	4.105	100,00%	0,00%	899	822	0	822	11	0	11	4	0	4	3	0	3	7	0	7	7	57	0	57	0	0	904	0	904	505.296	21.571	13.600	10.850	13.727	47.500	0	11.167	623.671	498.937	5,77	182.112	898.086	10,39	327.801	
16	2034	4.320	100,00%	0,00%	946	865	0	865	11	0	11	4	0	4	3	0	3	7	0	7	7	60	0	60	0	0	950	0	950	531.687	21.571	13.600	10.850	13.727	50.000	0	11.167	652.601	522.081	6,04	190.560	939.746	10,88	343.007	
17	2035	4.546	100,00%	0,00%	995	910	0	910	11	0	11	4	0	4	3	0	3	7	0	7	7	63	0	63	0	0	998	0	998	559.347	21.571	13.600	10.850	13.727	52.500	0	11.167	682.761	546.209	6,32	199.366	983.176	11,38	358.859	
18	2036	4.784	100,00%	0,00%	1.048	958	0	958	12	0	12	5	0	5	4	0	4	8	0	8	8	66	0	66	0	0	1.053	0	1.053	588.851	23.532	17.000	14.467	15.688	55.000	0	11.167	725.704	580.563	6,72	211.906	1.045.014	12,10	381.430	
19	2037	5.035	100,00%	0,00%	1.102	1.008	0	1.008	12	0	12	5	0	5	4	0	4	8	0	8	8	70	0	70	0	0	1.107	0	1.107	619.584	23.532	17.000	14.467	15.688	58.333	0	11.167	759.771	607.817	7,03	221.853	1.094.070	12,66	399.335	
20	2038	5.299	100,00%	0,00%	1.160	1.061	0	1.061	12	0	12	5	0	5	4	0	4	8	0	8	8	73	0	73	0	0	1.163	0	1.163	652.161	23.532	17.000	14.467	15.688	60.833	0	11.167	794.848	635.878	7,36	232.096	1.144.581	13,25	417.772	

Área de Drenaje:	AD-2A	Sin Proyecto	Con Proyecto
Población Actual (Habitantes)		9.482	9.482
N° viviendas		2.019	2.019
Tasa de crecimiento anual		5,24%	5,24%
Densidad por lote (hab/lote)		4,57	4,57
Porcentaje de pérdidas		32,63%	20,00%
Población actual con conexiones agua (red pública)		9.201	9.201

Fuente: INEI, Información Comercial, Catastro GIS de SEDAPAL, Anuario Estadístico SEDAPAL 2014

Dotaciones (solo para verificación - no llenar)

De consumo - Sin considerar Pérdidas	165,3	144,6
De diseño - Por conexiones (litros / habitante - día)	236,1	160,7

Distrito	Codigo	Densidad Parcial
Puente Piedra	22	4,57

Distrito	Codigo	Tasa Parcial
Puente Piedra	22	5,24%

Cobertura de Agua Potable - SEDAPAL	2012	2013	2014
	94,59%	96,28%	97,04%

Benchmarking - SUNASS

Usuario	Tarifa	Medidor	Conexiones		Consumo (m3/mes/cnx)
			Parcial	Total	
Social	T01	C/Med	11	16	58,83
	T01	S/Med	5		64,71
Domestico	T02	C/Med	1.730	1.803	18,44
	T02	S/Med	73		23,97
Comercial	T03	C/Med	31	34	58,83
	T03	S/Med	3		64,71
Industrial	T04	C/Med	2	4	102,00
	T04	S/Med	2		112,20
Estatal	T05	C/Med	2	2	108,50
	T05	S/Med	0		0,00
Multifam. No Ind.	T06	C/Med	136	156	25,00
	T06	S/Med	20		27,50
Multifam. Ind.	T07	C/Med	0	0	0,00
	T07	S/Med	0		0,00
Total Conexiones			2.015		

Caudales y Factores de Diseño	Coficiente
Caudal Máximo Diario ($Q_{md} = K1 * QP$)	$K1 = 1,2$
Caudal Máximo Horario ($Q_{mh} = K2 * QP$)	$K2 = 1,8$
Caudal de Retorno a Desagüe Promedio ($Q_{pd} = K3 * Qp$)	$K3 = 0,8$
Factor de Relacion de Consumos de Conex. Domesticas y Multifam. No Ind.	$f1 = 1,4$
Factor de Relacion de Consumos de Conex. Domesticas y Multifam. Ind.	$f2 = 0,0$
Densidad de Saturación	6 hab/día
Porcentaje Area Ocupada	40,00%
Población de Saturación	30220 hab

Fuente: Reglamento de Elaboración de Proyectos de SEDAPAL

Año		% Cobertura	% Usuarios Clandestinos	Medición			
				Doméstico	Multif. No Ind.	Multif. Ind.	Otros
Base	2015	97,04%	30,00%	95,95%	87,18%	0,00%	82,14%
-2	2016	97,80%	30,00%	96,45%	91,75%	0,00%	86,45%
-1	2017	98,56%	25,00%	96,95%	100,00%	0,00%	90,98%
0	2018	99,32%	20,00%	97,45%	100,00%	0,00%	100,00%
1	2019	100,00%	19,00%	100,00%	100,00%	100,00%	100,00%
2	2020	100,00%	19,00%	100,00%	100,00%	100,00%	100,00%
3	2021	100,00%	18,00%	100,00%	100,00%	100,00%	100,00%
4	2022	100,00%	18,00%	100,00%	100,00%	100,00%	100,00%
5	2023	100,00%	17,00%	100,00%	100,00%	100,00%	100,00%
6	2024	100,00%	17,00%	100,00%	100,00%	100,00%	100,00%
7	2025	100,00%	16,00%	100,00%	100,00%	100,00%	100,00%
8	2026	100,00%	16,00%	100,00%	100,00%	100,00%	100,00%
9	2027	100,00%	15,00%	100,00%	100,00%	100,00%	100,00%
10	2028	100,00%	15,00%	100,00%	100,00%	100,00%	100,00%
11	2029	100,00%	14,00%	100,00%	100,00%	100,00%	100,00%
12	2030	100,00%	14,00%	100,00%	100,00%	100,00%	100,00%
13	2031	100,00%	13,00%	100,00%	100,00%	100,00%	100,00%
14	2032	100,00%	13,00%	100,00%	100,00%	100,00%	100,00%
15	2033	100,00%	12,00%	100,00%	100,00%	100,00%	100,00%
16	2034	100,00%	12,00%	100,00%	100,00%	100,00%	100,00%
17	2035	100,00%	11,00%	100,00%	100,00%	100,00%	100,00%
18	2036	100,00%	11,00%	100,00%	100,00%	100,00%	100,00%
19	2037	100,00%	10,00%	100,00%	100,00%	100,00%	100,00%
20	2038	100,00%	10,00%	100,00%	100,00%	100,00%	100,00%

DEMANDA DE ALCANTARILLADO DEL SISTEMA PROYECTADO
COLECTOR PUENTE PIEDRA EXISTENTE

PROYECCIÓN DE LA DEMANDA DE ALCANTARILLADO - ÁREA DE DRENAJE 2A

Año	Cobertura		Conecciones														Consumo de Agua (l/día)									Demanda de Desagüe										
	Población	Conecciones	Otros Medios	Población Servida	Viviendas Servidas	Domésticas	Comerciales		Industriales		Estatales		Sociales		Multifam. No Indiv.		Multifam. Indiv.		Con Medición	Total	Doméstico		Comercial	Industrial	Estatal	Social	Multifam. No Ind.	Multifam. Ind.	Grandes Consumidores	Total	Caudal Promedio		Caudal de Diseño			
					Con Medición	Sin Medición	Total	Con Medición	Sin Medición	Total	Con Medición	Sin Medición	Total	Con Medición	Sin Medición	Total	Con Medición	Sin Medición	Total	Con Medición	Sin Medición	Total	Comercial	Industrial	Estatal	Social	Multifam. No Ind.	Multifam. Ind.	Grandes Consumidores	Total	lt / día	lt / s	m3 / año	lt / día	lt / s	m3 / año
Base	9.482	97,04%	2,96%	9.201	2.015	1.730	3.803	31	3	34	2	2	4	2	0	2	16	136	20	156	0	0	0	0	0	0	131.667	0	146.167	1.520.665	1.737.903	20,11	634.335	3.128.225	36,21	1.141.802
-2	9.978	97,80%	2,20%	9.758	2.137	1.844	1.912	31	3	34	2	2	4	2	0	2	16	152	14	166	0	0	0	0	0	139.500	0	146.167	1.594.575	1.822.372	21,09	665.166	3.280.269	37,97	1.197.298	
-1	10.501	98,56%	1,44%	10.350	2.266	1.966	2.028	31	3	34	2	2	4	2	0	2	16	176	0	176	0	0	0	0	0	146.667	0	146.167	1.671.937	1.783.400	20,64	650.941	3.210.120	37,15	1.171.694	
0	11.051	99,32%	0,68%	10.976	2.403	2.096	2.151	31	3	34	2	2	4	2	0	2	16	186	0	186	0	0	0	0	0	155.000	0	146.167	1.754.584	1.754.584	20,31	640.423	3.158.252	36,55	1.152.762	
1	11.630	100,00%	0,00%	11.630	2.547	2.279	2.279	35	0	35	5	0	5	3	0	3	17	197	0	197	0	0	0	0	0	164.167	0	146.167	1.840.981	1.818.253	21,04	663.662	3.272.855	37,98	1.194.592	
2	12.239	100,00%	0,00%	12.239	2.680	2.398	0	2.398	35	0	35	5	0	5	3	0	17	208	0	208	0	0	0	0	0	173.333	0	146.167	1.923.293	1.899.548	21,99	693.335	3.419.187	39,57	1.248.003	
3	12.880	100,00%	0,00%	12.880	2.820	2.524	0	2.524	36	0	36	6	0	6	4	0	18	218	0	218	0	0	0	0	0	181.667	0	146.167	2.020.013	1.970.744	22,81	719.322	3.547.339	41,06	1.294.779	
4	13.555	100,00%	0,00%	13.555	2.968	2.656	0	2.656	36	0	36	6	0	6	4	0	18	230	0	230	0	0	0	0	0	191.667	0	146.167	2.111.149	2.059.657	23,84	751.775	3.707.383	42,91	1.353.195	
5	14.265	100,00%	0,00%	14.265	3.123	2.795	0	2.795	36	0	36	6	0	6	4	0	18	242	0	242	0	0	0	0	0	201.667	0	146.167	2.206.587	2.126.831	24,62	776.293	3.828.296	44,31	1.397.328	
6	15.012	100,00%	0,00%	15.012	3.287	2.941	0	2.941	36	0	36	6	0	6	4	0	18	255	0	255	0	0	0	0	0	212.500	0	146.167	2.307.162	2.223.771	25,74	811.676	4.002.787	46,33	1.461.017	
7	15.799	100,00%	0,00%	15.799	3.459	3.095	0	3.095	36	0	36	6	0	6	4	0	18	269	0	269	0	0	0	0	0	224.167	0	146.167	2.413.487	2.298.559	26,60	838.974	4.137.407	47,89	1.510.154	
8	16.627	100,00%	0,00%	16.627	3.641	3.257	0	3.257	37	0	37	7	0	7	5	0	19	283	0	283	0	0	0	0	0	235.833	0	146.167	2.535.669	2.414.923	27,95	881.447	4.346.861	50,31	1.586.604	
9	17.498	100,00%	0,00%	17.498	3.831	3.428	0	3.428	37	0	37	7	0	7	5	0	19	297	0	297	0	0	0	0	0	247.500	0	146.167	2.652.443	2.496.417	28,89	911.192	4.493.551	52,01	1.640.146	
10	18.415	100,00%	0,00%	18.415	4.032	3.608	0	3.608	37	0	37	7	0	7	5	0	19	313	0	313	0	0	0	0	0	260.833	0	146.167	2.776.417	2.613.098	30,24	953.781	4.703.576	54,44	1.716.805	
11	19.380	100,00%	0,00%	19.380	4.243	3.797	0	3.797	37	0	37	7	0	7	5	0	19	329	0	329	0	0	0	0	0	274.167	0	146.167	2.905.922	2.703.183	31,29	986.662	4.865.730	56,32	1.775.991	
12	20.396	100,00%	0,00%	20.396	4.466	3.996	0	3.996	37	0	37	7	0	7	5	0	19	346	0	346	0	0	0	0	0	288.333	0	146.167	3.042.407	2.830.146	32,76	1.033.003	5.094.263	58,96	1.859.406	
13	21.465	100,00%	0,00%	21.465	4.700	4.205	0	4.205	37	0	37	7	0	7	5	0	19	365	0	365	0	0	0	0	0	304.167	0	146.167	3.186.706	2.930.304	33,92	1.069.561	5.274.548	61,05	1.925.210	
14	22.590	100,00%	0,00%	22.590	4.946	4.425	0	4.425	37	0	37	7	0	7	5	0	19	384	0	384	0	0	0	0	0	320.000	0	146.167	3.337.766	3.069.210	35,52	1.120.262	5.524.578	63,94	2.016.471	
15	23.774	100,00%	0,00%	23.774	5.206	4.657	0	4.657	37	0	37	7	0	7	5	0	19	404	0	404	0	0	0	0	0	336.667	0	146.167	3.497.035	3.179.123	36,80	1.160.380	5.722.421	66,23	2.088.684	
16	25.020	100,00%	0,00%	25.020	5.478	4.901	0	4.901	37	0	37	7	0	7	5	0	19	426	0	426	0	0	0	0	0	355.000	0	146.167	3.665.347	3.332.134	38,57	1.216.229	5.997.841	69,42	2.189.212	
17	26.331	100,00%	0,00%	26.331	5.765	5.158	0	5.158	37	0	37	7	0	7	5	0	19	448	0	448	0	0	0	0	0	373.333	0	146.167	3.841.650	3.453.169	39,97	1.260.407	6.215.703	71,94	2.288.732	
18	27.711	100,00%	0,00%	27.711	6.068	5.428	0	5.428	38	0	38	8	0	8	6	0	20	471	0	471	0	0	0	0	0	392.500	0	146.167	4.037.715	3.629.407	42,01	1.324.734	6.532.933	75,61	2.384.520	
19	29.163	100,00%	0,00%	29.163	6.386	5.712	0	5.712	38	0	38	8	0	8	6	0	20	497	0	497	0	0	0	0	0	414.167	0	146.167	4.233.947	3.763.509	43,56	1.373.681	6.774.316	78,41	2.472.625	
20	30.691	100,00%	0,00%	30.691	6.720	6.011	0	6.011	38	0	38	8	0	8	6	0	20	523	0	523	0	0	0	0	0	435.833	0	146.167	4.439.399	3.946.133	45,67	1.440.338	7.103.039	82,21	2.592.609	

Área de Drenaje:	AD-2B	Sin Proyecto	Con Proyecto
Población Actual (Habitantes)		1.370	1.370
N° viviendas		280	280
Tasa de crecimiento anual		5,24%	5,24%
Densidad por lote (hab/lote)		4,57	4,57
Porcentaje de pérdidas		32,63%	20,00%
Población actual con conexiones agua (red pública)		1.330	1.330

Fuente: INEI, Información Comercial, Catastro GIS de SEDAPAL, Anuario Estadístico SEDAPAL 2014

Dotaciones (solo para verificación - no llenar)

De consumo - Sin considerar Pérdidas	170,8	154,1
De diseño - Por conexiones (litros / habitante - día)	189,8	171,2

Distrito	Codigo	Densidad Parcial
Puente Piedra	22	4,57

Distrito	Codigo	Tasa Parcial
Puente Piedra	22	5,24%

Cobertura de Agua Potable - SEDAPAL	2012	2013	2014
	94,59%	96,28%	97,04%

Benchmarking - SUNASS

Usuario	Tarifa	Medidor	Conexiones		Consumo (m3/mes/cnx)
			Parcial	Total	
Social	T01	C/Med	1	2	58,83
	T01	S/Med	1		64,71
Domestico	T02	C/Med	197	217	18,44
	T02	S/Med	20		23,97
Comercial	T03	C/Med	5	8	58,83
	T03	S/Med	3		64,71
Industrial	T04	C/Med	0	0	102,00
	T04	S/Med	0		112,20
Estatad	T05	C/Med	1	1	108,50
	T05	S/Med	0		0,00
Multifam. No Ind.	T06	C/Med	43	55	25,00
	T06	S/Med	12		27,50
Multifam. Ind.	T07	C/Med	0	0	0,00
	T07	S/Med	0		0,00
Total Conexiones				283	

Caudales y Factores de Diseño	Coficiente
Caudal Máximo Diario ($Q_{md} = K1 * QP$)	$K1 = 1,2$
Caudal Máximo Horario ($Q_{mh} = K2 * QP$)	$K2 = 1,8$
Caudal de Retorno a Desagüe Promedio ($Q_{pd} = K3 * Qp$)	$K3 = 0,8$
Factor de Relacion de Consumos de Conex. Domesticas y Multifam. No Ind.	$f1 = 1,3$
Factor de Relacion de Consumos de Conex. Domesticas y Multifam. Ind.	$f2 = 0,0$
Densidad de Saturación	6 hab/día
Porcentaje Area Ocupada	60,00%
Población de Saturación	2911 hab

Fuente: Reglamento de Elaboración de Proyectos de SEDAPAL

Año		% Cobertura	% Usuarios Clandestinos	Medición			
				Doméstico	Multif. No Ind.	Multif. Ind.	Otros
Base	2015	97,04%	10,00%	90,78%	78,18%	0,00%	63,64%
-2	2016	97,80%	10,00%	91,28%	82,28%	0,00%	66,97%
-1	2017	98,56%	10,00%	91,78%	86,59%	0,00%	70,48%
0	2018	99,32%	10,00%	92,28%	91,13%	0,00%	74,17%
1	2019	100,00%	10,00%	100,00%	100,00%	100,00%	100,00%
2	2020	100,00%	10,00%	100,00%	100,00%	100,00%	100,00%
3	2021	100,00%	10,00%	100,00%	100,00%	100,00%	100,00%
4	2022	100,00%	10,00%	100,00%	100,00%	100,00%	100,00%
5	2023	100,00%	10,00%	100,00%	100,00%	100,00%	100,00%
6	2024	100,00%	10,00%	100,00%	100,00%	100,00%	100,00%
7	2025	100,00%	10,00%	100,00%	100,00%	100,00%	100,00%
8	2026	100,00%	10,00%	100,00%	100,00%	100,00%	100,00%
9	2027	100,00%	10,00%	100,00%	100,00%	100,00%	100,00%
10	2028	100,00%	10,00%	100,00%	100,00%	100,00%	100,00%
11	2029	100,00%	10,00%	100,00%	100,00%	100,00%	100,00%
12	2030	100,00%	10,00%	100,00%	100,00%	100,00%	100,00%
13	2031	100,00%	10,00%	100,00%	100,00%	100,00%	100,00%
14	2032	100,00%	10,00%	100,00%	100,00%	100,00%	100,00%
15	2033	100,00%	10,00%	100,00%	100,00%	100,00%	100,00%
16	2034	100,00%	10,00%	100,00%	100,00%	100,00%	100,00%
17	2035	100,00%	10,00%	100,00%	100,00%	100,00%	100,00%
18	2036	100,00%	10,00%	100,00%	100,00%	100,00%	100,00%
19	2037	100,00%	10,00%	100,00%	100,00%	100,00%	100,00%
20	2038	100,00%	10,00%	100,00%	100,00%	100,00%	100,00%

PROYECCIÓN DE LA DEMANDA DE ALCANTARILLADO - ÁREA DE DRENAJE 2B

Año	Cobertura		Conexiones												Consumo de Agua (l/día)							Demanda de Desagüe																		
	Conexiones		Domésticas			Comerciales			Industriales			Estatales			Sociales			Multifam. No Indiv.			Multifam. Indiv.			Total Conex.		Caudal Promedio				Caudal de Diseño										
	Población	Otros Medios	Conexiones	Con Medición	Sin Medición	Total	Con Medición	Sin Medición	Total	Con Medición	Sin Medición	Total	Con Medición	Sin Medición	Total	Con Medición	Sin Medición	Total	Con Medición	Sin Medición	Total	Con Medición	Sin Medición	Total	lt / dia	lt / s	m3 / año	lt / dia	lt / s	m3 / año										
Base 2015	1.370	2,96%	97,04%	197	20	217	5	3	8	0	0	0	1	0	1	2	43	12	55	0	0	0	247	36	283	137.069	16.276	0	3.617	4.118	46.833	0	19.200	227.113	201.879	2,34	73.686	363.381	4,21	132.634
-2 2016	1.442	2,20%	97,80%	210	20	230	5	3	8	0	0	0	1	0	1	2	48	10	58	0	0	0	265	34	299	145.060	16.276	0	3.617	4.118	49.167	0	19.200	237.437	211.055	2,44	77.035	379.900	4,40	138.663
-1 2017	1.518	1,44%	98,56%	224	20	244	5	3	8	0	0	0	1	0	1	2	54	8	62	0	0	0	285	32	317	153.865	16.276	0	3.617	4.118	52.333	0	19.200	249.209	221.519	2,56	80.855	398.735	4,61	145.538
0 2018	1.598	0,68%	99,32%	239	20	259	5	3	8	0	0	0	1	0	1	2	60	6	66	0	0	0	306	30	336	162.885	16.276	0	3.617	4.118	55.500	0	19.200	261.596	232.530	2,69	84.873	418.554	4,84	152.772
1 2019	1.682	0,00%	100,00%	275	0	275	9	0	9	1	0	1	2	0	2	3	69	0	69	0	0	0	359	0	359	169.033	17.649	3.400	7.233	5.883	57.500	0	19.200	279.899	248.799	2,88	90.812	447.838	5,18	163.461
2 2020	1.770	0,00%	100,00%	289	0	289	9	0	9	1	0	1	2	0	2	3	73	0	73	0	0	0	377	0	377	177.639	17.649	3.400	7.233	5.883	60.833	0	19.200	291.837	259.411	3,00	94.685	466.940	5,40	170.433
3 2021	1.863	0,00%	100,00%	304	0	304	10	0	10	2	0	2	3	0	3	4	77	0	77	0	0	0	400	0	400	186.859	19.610	6.800	10.850	7.844	64.167	0	19.200	315.329	280.293	3,24	102.307	504.527	5,84	184.152
4 2022	1.961	0,00%	100,00%	320	0	320	10	0	10	2	0	2	3	0	3	4	81	0	81	0	0	0	420	0	420	196.693	19.610	6.800	10.850	7.844	67.500	0	19.200	328.497	291.998	3,38	106.579	525.596	6,08	191.842
5 2023	2.064	0,00%	100,00%	337	0	337	10	0	10	2	0	2	3	0	3	4	85	0	85	0	0	0	441	0	441	207.143	19.610	6.800	10.850	7.844	70.833	0	19.200	342.280	304.249	3,52	111.051	547.648	6,34	199.892
6 2024	2.172	0,00%	100,00%	355	0	355	10	0	10	2	0	2	3	0	3	4	89	0	89	0	0	0	463	0	463	218.207	19.610	6.800	10.850	7.844	74.167	0	19.200	356.677	317.047	3,67	115.722	570.684	6,61	208.300
7 2025	2.286	0,00%	100,00%	374	0	374	10	0	10	2	0	2	3	0	3	4	94	0	94	0	0	0	487	0	487	229.885	19.610	6.800	10.850	7.844	78.333	0	19.200	372.523	331.131	3,83	120.863	596.036	6,90	217.553
8 2026	2.406	0,00%	100,00%	394	0	394	11	0	11	3	0	3	4	0	4	5	99	0	99	0	0	0	516	0	516	242.179	21.571	10.200	14.467	9.805	82.500	0	19.200	399.921	355.486	4,11	129.752	639.874	7,41	233.554
9 2027	2.532	0,00%	100,00%	415	0	415	11	0	11	3	0	3	4	0	4	5	103	0	103	0	0	0	541	0	541	255.087	21.571	10.200	14.467	9.805	85.833	0	19.200	416.163	369.922	4,28	135.022	665.860	7,71	243.039
10 2028	2.665	0,00%	100,00%	437	0	437	11	0	11	3	0	3	4	0	4	5	109	0	109	0	0	0	569	0	569	288.609	21.571	10.200	14.467	9.805	90.833	0	19.200	434.685	386.387	4,47	141.031	695.497	8,05	253.866
11 2029	2.805	0,00%	100,00%	460	0	460	11	0	11	3	0	3	4	0	4	5	114	0	114	0	0	0	597	0	597	282.747	21.571	10.200	14.467	9.805	95.000	0	19.200	452.989	402.657	4,66	146.970	724.783	8,39	264.546
12 2030	2.952	0,00%	100,00%	484	0	484	11	0	11	3	0	3	4	0	4	5	120	0	120	0	0	0	627	0	627	297.499	21.571	10.200	14.467	9.805	100.000	0	19.200	472.741	420.215	4,86	153.378	756.386	8,75	276.081
13 2031	3.107	0,00%	100,00%	509	0	509	11	0	11	3	0	3	4	0	4	5	127	0	127	0	0	0	659	0	659	312.865	21.571	10.200	14.467	9.805	105.833	0	19.200	493.941	439.059	5,08	160.257	790.306	9,15	288.462
14 2032	3.270	0,00%	100,00%	536	0	536	11	0	11	3	0	3	4	0	4	5	134	0	134	0	0	0	683	0	683	329.461	21.571	10.200	14.467	9.805	111.667	0	19.200	516.371	458.996	5,31	167.534	826.193	9,56	301.560
15 2033	3.441	0,00%	100,00%	564	0	564	11	0	11	3	0	3	4	0	4	5	141	0	141	0	0	0	728	0	728	346.672	21.571	10.200	14.467	9.805	117.500	0	19.200	539.415	479.480	5,55	175.010	863.063	9,99	315.018
16 2034	3.621	0,00%	100,00%	594	0	594	11	0	11	3	0	3	4	0	4	5	148	0	148	0	0	0	765	0	765	365.112	21.571	10.200	14.467	9.805	123.333	0	19.200	563.688	501.056	5,80	182.885	901.901	10,44	329.194
17 2035	3.811	0,00%	100,00%	625	0	625	11	0	11	3	0	3	4	0	4	5	155	0	155	0	0	0	803	0	803	384.167	21.571	10.200	14.467	9.805	129.167	0	19.200	588.576	523.179	6,06	190.960	941.722	10,90	343.728
18 2036	4.011	0,00%	100,00%	658	0	658	12	0	12	4	0	4	5	0	5	6	163	0	163	0	0	0	848	0	848	404.451	23.532	13.600	18.083	11.766	135.833	0	19.200	626.465	556.858	6,45	203.253	1.002.345	11,60	365.866
19 2037	4.221	0,00%	100,00%	692	0	692	12	0	12	4	0	4	5	0	5	6	172	0	172	0	0	0	891	0	891	425.349	23.532	13.600	18.083	11.766	143.333	0	19.200	654.864	582.101	6,74	212.467	1.047.782	12,13	382.441
20 2038	4.442	0,00%	100,00%	728	0	728	12	0	12	4	0	4	5	0	5	6	181	0	181	0	0	0	936	0	936	447.477	23.532	13.600	18.083	11.766	150.833	0	19.200	684.492	608.437	7,04	222.080	1.095.187	12,68	399.743

Área de Drenaje:	AD-3C	Sin Proyecto	Con Proyecto
Población Actual (Habitantes)		454	454
N° viviendas		94	94
Tasa de crecimiento anual		5,24%	5,24%
Densidad por lote (hab/lote)		4,57	4,57
Porcentaje de pérdidas		32,63%	20,00%
Población actual con conexiones agua (red pública)		441	441

Fuente: INEI, Información Comercial, Catastro GIS de SEDAPAL, Anuario Estadístico SEDAPAL 2014

Dotaciones (solo para verificación - no llenar)

De consumo - Sin considerar Pérdidas	199,5	181,4
De diseño - Por conexiones (litros / habitante - día)	221,7	201,5

Distrito	Codigo	Densidad Parcial
Puente Piedra	22	4,57

Distrito	Codigo	Tasa Parcial
Puente Piedra	22	5,24%

Cobertura de Agua Potable - SEDAPAL	2012	2013	2014
	94,59%	96,28%	97,04%

Benchmarking - SUNASS

Usuario	Tarifa	Medidor	Conexiones		Consumo (m3/mes/cnx)
			Parcial	Total	
Social	T01	C/Med	1	3	58,83
	T01	S/Med	2		64,71
Domestico	T02	C/Med	63	75	18,44
	T02	S/Med	12		23,97
Comercial	T03	C/Med	6	8	58,83
	T03	S/Med	2		64,71
Industrial	T04	C/Med	1	1	102,00
	T04	S/Med	0		112,20
Estatal	T05	C/Med	0	0	108,50
	T05	S/Med	0		0,00
Multifam. No Ind.	T06	C/Med	10	16	25,00
	T06	S/Med	6		27,50
Multifam. Ind.	T07	C/Med	0	0	0,00
	T07	S/Med	0		0,00
Total Conexiones				103	

Caudales y Factores de Diseño	Coficiente
Caudal Máximo Diario ($Q_{md} = K1 * QP$)	$K1 = 1,2$
Caudal Máximo Horario ($Q_{mh} = K2 * QP$)	$K2 = 1,8$
Caudal de Retorno a Desagüe Promedio ($Q_{pd} = K3 * Qp$)	$K3 = 0,8$
Factor de Relacion de Consumos de Conex. Domesticas y Multifam. No Ind.	$f1 = 1,3$
Factor de Relacion de Consumos de Conex. Domesticas y Multifam. Ind.	$f2 = 0,0$
Densidad de Saturación	6 hab/día
Porcentaje Area Ocupada	90,00%
Población de Saturación	643 hab

Fuente: Reglamento de Elaboración de Proyectos de SEDAPAL

Año		% Cobertura	% Usuarios Clandestinos	Medición			
				Doméstico	Multif. No Ind.	Multif. Ind.	Otros
Base	2015	97,04%	10,00%	84,00%	62,50%	0,00%	66,67%
-2	2016	97,80%	10,00%	84,50%	65,78%	0,00%	70,16%
-1	2017	98,56%	10,00%	85,00%	69,22%	0,00%	73,84%
0	2018	99,32%	10,00%	85,50%	72,85%	0,00%	77,71%
1	2019	100,00%	10,00%	100,00%	100,00%	100,00%	100,00%
2	2020	100,00%	10,00%	100,00%	100,00%	100,00%	100,00%
3	2021	100,00%	10,00%	100,00%	100,00%	100,00%	100,00%
4	2022	100,00%	10,00%	100,00%	100,00%	100,00%	100,00%
5	2023	100,00%	10,00%	100,00%	100,00%	100,00%	100,00%
6	2024	100,00%	10,00%	100,00%	100,00%	100,00%	100,00%
7	2025	100,00%	10,00%	100,00%	100,00%	100,00%	100,00%
8	2026	100,00%	10,00%	100,00%	100,00%	100,00%	100,00%
9	2027	100,00%	10,00%	100,00%	100,00%	100,00%	100,00%
10	2028	100,00%	10,00%	100,00%	100,00%	100,00%	100,00%
11	2029	100,00%	10,00%	100,00%	100,00%	100,00%	100,00%
12	2030	100,00%	10,00%	100,00%	100,00%	100,00%	100,00%
13	2031	100,00%	10,00%	100,00%	100,00%	100,00%	100,00%
14	2032	100,00%	10,00%	100,00%	100,00%	100,00%	100,00%
15	2033	100,00%	10,00%	100,00%	100,00%	100,00%	100,00%
16	2034	100,00%	10,00%	100,00%	100,00%	100,00%	100,00%
17	2035	100,00%	10,00%	100,00%	100,00%	100,00%	100,00%
18	2036	100,00%	10,00%	100,00%	100,00%	100,00%	100,00%
19	2037	100,00%	10,00%	100,00%	100,00%	100,00%	100,00%
20	2038	100,00%	10,00%	100,00%	100,00%	100,00%	100,00%

PROYECCIÓN DE LA DEMANDA DE ALCANTARILLADO - ÁREA DE DRENAJE 3C

Año	Población		Cobertura		Viviendas Servidas	Población Servida	Conexiones												Consumo de Agua (litros)							Demanda de Desagüe							
	Conexiones	Otros Medios	Comerciales	Industriales			Estatales	Sociales	Multifam. No Indiv.	Multifam. Indiv.	Total Conex.	Doméstico	Comercial	Industrial	Estatal	Social	Multifam. No Ind.	Multifam. Ind.	Total	lt / día	lt / s	m3 / año	lt / día	lt / s	m3 / año								
Base 2015	454	97,04%	2,96%	63	12	75	6	2	8	1	0	1	0	0	0	0	0	0	103	48.312	16.080	3.400	0	6.275	13.833	0	87.900	78.134	0,90	28.519	140.641	1,63	51.334
-2	478	97,80%	2,20%	67	12	79	6	2	8	1	0	1	0	0	0	0	0	108	50.771	16.080	3.400	0	6.275	14.667	0	91.192	81.060	0,94	29.587	145.908	1,69	53.256	
-1	503	98,56%	1,44%	71	13	84	6	2	8	1	0	1	0	0	0	0	0	114	54.028	16.080	3.400	0	6.275	15.500	0	95.283	84.696	0,98	30.914	152.453	1,76	55.645	
0	529	99,32%	0,68%	76	13	89	6	2	8	1	0	1	0	0	0	0	0	120	57.102	16.080	3.400	0	6.275	16.250	0	99.107	88.095	1,02	32.155	158.571	1,84	57.878	
1	557	100,00%	0,00%	94	0	94	9	0	9	2	0	2	1	0	1	0	1	131	57.779	17.649	6.800	3.617	7.844	17.500	0	111.188	98.834	1,14	36.074	177.901	2,06	64.934	
2	586	100,00%	0,00%	99	0	99	9	0	9	2	0	2	1	0	1	0	1	137	60.852	17.649	6.800	3.617	7.844	18.333	0	115.095	102.307	1,18	37.342	184.152	2,13	67.215	
3	617	100,00%	0,00%	104	0	104	10	0	10	3	0	3	2	0	2	0	2	147	63.925	19.610	10.200	7.233	9.805	19.167	0	129.940	115.503	1,34	42.158	207.905	2,41	75.885	
4	649	100,00%	0,00%	109	0	109	10	0	10	3	0	3	2	0	2	0	2	154	66.999	19.610	10.200	7.233	9.805	20.833	0	134.680	119.716	1,39	43.696	215.489	2,49	78.653	
5	683	100,00%	0,00%	115	0	115	10	0	10	3	0	3	2	0	2	0	2	161	70.687	19.610	10.200	7.233	9.805	21.667	0	139.202	123.735	1,43	45.163	222.723	2,58	81.294	
6	719	100,00%	0,00%	121	0	121	10	0	10	3	0	3	2	0	2	0	2	168	74.375	19.610	10.200	7.233	9.805	22.500	0	143.723	127.754	1,48	46.630	229.957	2,66	83.934	
7	757	100,00%	0,00%	127	0	127	10	0	10	3	0	3	2	0	2	0	2	176	78.063	19.610	10.200	7.233	9.805	24.167	0	149.078	132.513	1,53	48.367	238.524	2,76	87.061	
8	797	100,00%	0,00%	134	0	134	11	0	11	4	0	4	3	0	3	0	3	188	82.365	21.571	13.600	10.850	11.766	25.000	0	165.152	146.902	1,70	53.583	264.244	3,06	96.449	
9	839	100,00%	0,00%	141	0	141	11	0	11	4	0	4	3	0	3	0	3	197	86.668	21.571	13.600	10.850	11.766	26.667	0	171.122	152.108	1,76	55.519	273.795	3,17	99.935	
10	883	100,00%	0,00%	148	0	148	11	0	11	4	0	4	3	0	3	0	3	206	90.971	21.571	13.600	10.850	11.766	28.333	0	177.091	157.414	1,82	57.456	283.346	3,28	103.421	
11	929	100,00%	0,00%	156	0	156	11	0	11	4	0	4	3	0	3	0	3	215	95.888	21.571	13.600	10.850	11.766	29.167	0	182.842	162.526	1,88	59.322	292.547	3,39	106.780	
12	978	100,00%	0,00%	164	0	164	11	0	11	4	0	4	3	0	3	0	3	225	100.805	21.571	13.600	10.850	11.766	30.833	0	189.426	168.378	1,95	61.458	303.081	3,51	110.625	
13	1.029	100,00%	0,00%	173	0	173	11	0	11	4	0	4	3	0	3	0	3	236	106.337	21.571	13.600	10.850	11.766	32.500	0	196.624	174.777	2,02	63.794	314.599	3,64	114.829	
14	1.083	100,00%	0,00%	182	0	182	11	0	11	4	0	4	3	0	3	0	3	247	111.869	21.571	13.600	10.850	11.766	34.167	0	203.823	181.176	2,10	66.129	326.117	3,77	119.033	
15	1.140	100,00%	0,00%	192	0	192	11	0	11	4	0	4	3	0	3	0	3	259	118.016	21.571	13.600	10.850	11.766	35.833	0	211.636	188.121	2,18	68.664	338.618	3,92	123.596	
16	1.200	100,00%	0,00%	202	0	202	11	0	11	4	0	4	3	0	3	0	3	271	124.163	21.571	13.600	10.850	11.766	37.500	0	219.450	195.066	2,26	71.199	351.119	4,06	128.159	
17	1.263	100,00%	0,00%	213	0	213	11	0	11	4	0	4	3	0	3	0	3	284	130.924	21.571	13.600	10.850	11.766	39.167	0	227.878	202.558	2,34	73.934	364.604	4,22	133.081	
18	1.329	100,00%	0,00%	224	0	224	12	0	12	5	0	5	4	0	4	0	4	302	137.885	23.532	17.000	14.467	13.727	41.667	0	248.078	220.513	2,55	80.487	396.924	4,59	144.877	
19	1.399	100,00%	0,00%	236	0	236	12	0	12	5	0	5	4	0	4	0	4	316	145.061	23.532	17.000	14.467	13.727	43.333	0	257.120	228.551	2,65	83.421	411.393	4,76	150.158	
20	1.472	100,00%	0,00%	248	0	248	12	0	12	5	0	5	4	0	4	0	4	331	152.437	23.532	17.000	14.467	13.727	45.833	0	266.996	237.330	2,75	86.625	427.194	4,94	155.926	

Área de Drenaje:	AD-5	Sin Proyecto	Con Proyecto
Población Actual (Habitantes)		2.380	2.380
N° viviendas		507	507
Tasa de crecimiento anual		5,24%	5,24%
Densidad por lote (hab/lote)		4,57	4,57
Porcentaje de pérdidas		32,63%	20,00%
Población actual con conexiones agua (red pública)		2.309	2.309

Fuente: INEI, Información Comercial, Catastro GIS de SEDAPAL, Anuario Estadístico SEDAPAL 2014

Dotaciones (solo para verificación - no llenar)

De consumo - Sin considerar Pérdidas	154,6	145,9
De diseño - Por conexiones (litros / habitante - día)	154,6	145,9

Distrito	Codigo	Densidad Parcial
Puente Piedra	22	4,57

Distrito	Codigo	Tasa Parcial
Puente Piedra	22	5,24%

Cobertura de Agua Potable - SEDAPAL	2012	2013	2014
	94,59%	96,28%	97,04%

Benchmarking - SUNASS

Usuario	Tarifa	Medidor	Conexiones		Consumo (m3/mes/cnx)
			Parcial	Total	
Social	T01	C/Med	0	0	58,83
	T01	S/Med	0		64,71
Domestico	T02	C/Med	438	453	18,44
	T02	S/Med	15		23,97
Comercial	T03	C/Med	15	15	58,83
	T03	S/Med	0		64,71
Industrial	T04	C/Med	3	3	102,00
	T04	S/Med	0		112,20
Estatad	T05	C/Med	1	1	108,50
	T05	S/Med	0		0,00
Multifam. No Ind.	T06	C/Med	37	39	25,00
	T06	S/Med	2		27,50
Multifam. Ind.	T07	C/Med	0	0	0,00
	T07	S/Med	0		0,00
Total Conexiones				511	

Caudales y Factores de Diseño	Coficiente
Caudal Máximo Diario ($Q_{md} = K1 * QP$)	$K1 = 1,2$
Caudal Máximo Horario ($Q_{mh} = K2 * QP$)	$K2 = 1,8$
Caudal de Retorno a Desagüe Promedio ($Q_{pd} = K3 * Qp$)	$K3 = 0,8$
Factor de Relacion de Consumos de Conex. Domesticas y Multifam. No Ind.	$f1 = 1,3$
Factor de Relacion de Consumos de Conex. Domesticas y Multifam. Ind.	$f2 = 0,0$
Densidad de Saturación	6 hab/día
Porcentaje Area Ocupada	30,00%
Población de Saturación	10112 hab

Fuente: Reglamento de Elaboración de Proyectos de SEDAPAL

Año		% Cobertura	% Usuarios Clandestinos	Medición			
				Doméstico	Multif. No Ind.	Multif. Ind.	Otros
Base	2015	97,04%	0,00%	96,69%	94,87%	0,00%	100,00%
-2	2016	97,80%	0,00%	97,19%	100,00%	0,00%	100,00%
-1	2017	98,56%	0,00%	97,69%	100,00%	0,00%	100,00%
0	2018	99,32%	0,00%	98,19%	100,00%	0,00%	100,00%
1	2019	100,00%	0,00%	100,00%	100,00%	100,00%	100,00%
2	2020	100,00%	0,00%	100,00%	100,00%	100,00%	100,00%
3	2021	100,00%	0,00%	100,00%	100,00%	100,00%	100,00%
4	2022	100,00%	0,00%	100,00%	100,00%	100,00%	100,00%
5	2023	100,00%	0,00%	100,00%	100,00%	100,00%	100,00%
6	2024	100,00%	0,00%	100,00%	100,00%	100,00%	100,00%
7	2025	100,00%	0,00%	100,00%	100,00%	100,00%	100,00%
8	2026	100,00%	0,00%	100,00%	100,00%	100,00%	100,00%
9	2027	100,00%	0,00%	100,00%	100,00%	100,00%	100,00%
10	2028	100,00%	0,00%	100,00%	100,00%	100,00%	100,00%
11	2029	100,00%	0,00%	100,00%	100,00%	100,00%	100,00%
12	2030	100,00%	0,00%	100,00%	100,00%	100,00%	100,00%
13	2031	100,00%	0,00%	100,00%	100,00%	100,00%	100,00%
14	2032	100,00%	0,00%	100,00%	100,00%	100,00%	100,00%
15	2033	100,00%	0,00%	100,00%	100,00%	100,00%	100,00%
16	2034	100,00%	0,00%	100,00%	100,00%	100,00%	100,00%
17	2035	100,00%	0,00%	100,00%	100,00%	100,00%	100,00%
18	2036	100,00%	0,00%	100,00%	100,00%	100,00%	100,00%
19	2037	100,00%	0,00%	100,00%	100,00%	100,00%	100,00%
20	2038	100,00%	0,00%	100,00%	100,00%	100,00%	100,00%

PROYECCIÓN DE LA DEMANDA DE ALCANTARILLADO - ÁREA DE DRENAJE 5

Año	Población	Cobertura		Conexiones											Consumo de Agua (litros)							Demanda de Desagüe																													
		Conexiones	Otros Medios	Domésticas			Comerciales			Industriales			Estatales			Sociales		Multifam. No Indiv.		Multifam. Indiv.		Total Conex.		Doméstico			Comercial		Industrial		Estatal		Social	Multifam. No Ind.	Multifam. Ind.	Total			Caudal Promedio		Caudal de Diseño										
				Con Medición	Sin Medición	Total	Con Medición	Sin Medición	Total	Con Medición	Sin Medición	Total	Con Medición	Sin Medición	Total	Con Medición	Sin Medición	Total	Con Medición	Sin Medición	Total	Con Medición	Sin Medición	Total	Con Medición	Sin Medición	Total	Con Medición	Sin Medición	Total	Con Medición	Sin Medición	Total	Con Medición	Sin Medición	Total	Con Medición	Sin Medición	Total	lit / día	lit / año	lit / s	lit / día	lit / año	lit / s	m3 / año	lit / día	m3 / año	lit / s	m3 / año	lit / día
Base 2015	2.380	97.04%	2.96%	438	15	453	15	0	3	1	0	1	0	0	0	37	2	39	0	0	0	494	17	511	281,209	29,415	10,200	3,617	0	32,667	0	357,107	285,686	3,31	104,275	514,235	5,95	187,696													
-2 2016	2.504	97.80%	2.20%	467	13	480	15	0	3	1	0	1	0	0	0	42	0	42	0	0	0	528	13	541	297,436	29,415	10,200	3,617	0	35,000	0	375,668	300,534	3,48	109,695	540,962	6,26	197,451													
-1 2017	2.635	98.56%	1.44%	497	12	509	15	0	3	1	0	1	0	0	0	44	0	44	0	0	0	560	12	572	315,077	29,415	10,200	3,617	0	36,667	0	394,976	315,981	3,66	115,333	568,765	6,58	207,599													
0 2018	2.773	99.32%	0.68%	530	10	540	15	0	3	1	0	1	0	0	0	47	0	47	0	0	0	596	10	606	333,763	29,415	10,200	3,617	0	39,167	0	416,162	332,929	3,85	121,519	589,273	6,94	218,735													
1 2019	2.918	100.00%	0.00%	572	0	572	16	0	4	2	0	2	1	0	1	50	0	50	0	0	0	645	0	645	351,589	31,376	13,500	7,233	1,961	41,667	0	447,426	357,941	4,14	130,648	644,294	7,46	235,167													
2 2020	3.071	100.00%	0.00%	602	0	602	16	0	4	2	0	2	1	0	1	52	0	52	0	0	0	677	0	677	370,029	31,376	13,500	7,233	1,961	43,333	0	467,533	374,026	4,33	136,520	673,248	7,79	245,735													
3 2021	3.232	100.00%	0.00%	634	0	634	17	0	5	3	0	3	2	0	2	55	0	55	0	0	0	716	0	716	389,699	33,337	17,000	10,850	3,922	45,833	0	500,641	400,513	4,64	146,187	720,923	8,34	263,137													
4 2022	3.401	100.00%	0.00%	667	0	667	17	0	5	3	0	3	2	0	2	58	0	58	0	0	0	752	0	752	409,983	33,337	17,000	10,850	3,922	48,333	0	523,425	418,740	4,85	152,840	753,732	8,72	275,112													
5 2023	3.579	100.00%	0.00%	702	0	702	17	0	5	3	0	3	2	0	2	61	0	61	0	0	0	790	0	790	431,496	33,337	17,000	10,850	3,922	50,833	0	547,438	437,951	5,07	159,852	788,311	9,12	287,734													
6 2024	3.767	100.00%	0.00%	739	0	739	17	0	5	3	0	3	2	0	2	64	0	64	0	0	0	830	0	830	454,239	33,337	17,000	10,850	3,922	53,333	0	572,681	458,145	5,30	167,223	824,661	9,54	301,001													
7 2025	3.964	100.00%	0.00%	778	0	778	17	0	5	3	0	3	2	0	2	67	0	67	0	0	0	872	0	872	478,211	33,337	17,000	10,850	3,922	55,833	0	599,153	479,322	5,55	174,953	862,780	9,99	314,915													
8 2026	4.172	100.00%	0.00%	819	0	819	18	0	6	4	0	4	3	0	3	70	0	70	0	0	0	920	0	920	503,412	35,298	20,400	14,467	5,883	58,333	0	637,793	510,234	5,91	186,236	918,422	10,63	335,224													
9 2027	4.391	100.00%	0.00%	862	0	862	18	0	6	4	0	4	3	0	3	74	0	74	0	0	0	967	0	967	529,843	35,298	20,400	14,467	5,883	61,667	0	667,557	534,046	6,18	194,927	961,282	11,13	350,868													
10 2028	4.621	100.00%	0.00%	907	0	907	18	0	6	4	0	4	3	0	3	78	0	78	0	0	0	1,016	0	1,016	557,503	35,298	20,400	14,467	5,883	65,000	0	698,550	558,840	6,47	203,977	1,005,912	11,64	367,158													
11 2029	4.863	100.00%	0.00%	954	0	954	18	0	6	4	0	4	3	0	3	82	0	82	0	0	0	1,067	0	1,067	586,392	35,298	20,400	14,467	5,883	68,333	0	730,773	584,618	6,77	213,386	1,062,313	12,18	384,094													
12 2030	5.118	100.00%	0.00%	1,004	0	1,004	18	0	6	4	0	4	3	0	3	86	0	86	0	0	0	1,121	0	1,121	617,125	35,298	20,400	14,467	5,883	71,667	0	764,840	611,872	7,08	223,333	1,101,369	12,75	402,000													
13 2031	5.386	100.00%	0.00%	1,057	0	1,057	18	0	6	4	0	4	3	0	3	91	0	91	0	0	0	1,179	0	1,179	649,703	35,298	20,400	14,467	5,883	75,833	0	801,584	641,267	7,42	234,062	1,154,280	13,36	421,312													
14 2032	5.668	100.00%	0.00%	1,112	0	1,112	18	0	6	4	0	4	3	0	3	96	0	96	0	0	0	1,239	0	1,239	683,509	35,298	20,400	14,467	5,883	80,000	0	839,557	671,646	7,77	245,151	1,208,962	13,99	441,271													
15 2033	5.965	100.00%	0.00%	1,170	0	1,170	18	0	6	4	0	4	3	0	3	101	0	101	0	0	0	1,302	0	1,302	719,160	35,298	20,400	14,467	5,883	84,167	0	879,374	703,499	8,14	256,777	1,266,299	14,66	462,199													
16 2034	6.278	100.00%	0.00%	1,231	0	1,231	18	0	6	4	0	4	3	0	3	106	0	106	0	0	0	1,368	0	1,368	756,655	35,298	20,400	14,467	5,883	88,333	0	921,036	736,829	8,53	288,942	1,326,291	15,35	484,096													
17 2035	6.607	100.00%	0.00%	1,296	0	1,296	18	0	6	4	0	4	3	0	3	112	0	112	0	0	0	1,439	0	1,439	796,608	35,298	20,400	14,467	5,883	93,333	0	965,989	772,791	8,94	282,069	1,391,024	16,10	507,724													
18 2036	6.953	100.00%	0.00%	1,364	0	1,364	19	0	7	5	0	5	4	0	4	117	0	117	0	0	0	1,516	0	1,516	838,405	37,259	23,800	18,083	7,844	97,500	0	1,022,892	818,313	9,47	298,684	1,472,964	17,05	537,632													
19 2037	7.317	100.00%	0.00%	1,435	0	1,435	19	0	7	5	0	5	4	0	4	124	0	124	0	0	0	1,594	0	1,594	882,047	37,259	23,800	18,083	7,844	103,333	0	1,072,366	857,893	9,93	313,131	1,544,208	17,87	563,636													
20 2038	7.700	100.00%	0.00%	1,510	0	1,510	19	0	7	5	0	5	4	0	4	130	0	130	0	0	0	1,675	0	1,675	928,147	37,259	23,800	18,083	7,844	108,333	0	1,123,466	898,773	10,40	328,062	1,617,792	18,72	590,494													

Área de Drenaje:	AD-6	Sin Proyecto	Con Proyecto
Población Actual (Habitantes)		1.203	1.203
N° viviendas		248	248
Tasa de crecimiento anual		5,24%	5,24%
Densidad por lote (hab/lote)		4,57	4,57
Porcentaje de pérdidas		32,63%	20,00%
Población actual con conexiones agua (red pública)		1.168	1.168

Fuente: INEI, Información Comercial, Catastro GIS de SEDAPAL, Anuario Estadístico SEDAPAL 2014

Dotaciones (solo para verificación - no llenar)

De consumo - Sin considerar Pérdidas	2292,6	789,1
De diseño - Por conexiones (litros / habitante - día)	2292,6	789,1

Distrito	Codigo	Densidad Parcial
Puente Piedra	22	4,57

Distrito	Codigo	Tasa Parcial
Puente Piedra	22	5,24%

Cobertura de Agua Potable - SEDAPAL	2012	2013	2014
	94,59%	96,28%	97,04%

Benchmarking - SUNASS

Usuario	Tarifa	Medidor	Conexiones		Consumo (m3/mes/cnx)
			Parcial	Total	
Social	T01	C/Med	0	0	58,83
	T01	S/Med	0		64,71
Domestico	T02	C/Med	130	189	18,44
	T02	S/Med	59		23,97
Comercial	T03	C/Med	51	66	58,83
	T03	S/Med	15		64,71
Industrial	T04	C/Med	23	40	102,00
	T04	S/Med	17		112,20
Estatad	T05	C/Med	4	4	108,50
	T05	S/Med	0		0,00
Multifam. No Ind.	T06	C/Med	34	52	25,00
	T06	S/Med	18		27,50
Multifam. Ind.	T07	C/Med	0	0	0,00
	T07	S/Med	0		0,00
Total Conexiones				351	

Caudales y Factores de Diseño	Coficiente
Caudal Máximo Diario (Qmd = K1 * QP)	K1 = 1,2
Caudal Máximo Horario (Qmh = K2 * QP)	K2 = 1,8
Caudal de Retorno a Desagüe Promedio (Qpd = K3 * Qp)	K3 = 0,8
Factor de Relacion de Consumos de Conex. Domesticas y Multifam. No Ind.	f1 = 1,3
Factor de Relacion de Consumos de Conex. Domesticas y Multifam. Ind.	f2 = 0,0
Densidad de Saturación	6 hab/día
Porcentaje Area Ocupada	20,00%
Población de Saturación	7671 hab

Fuente: Reglamento de Elaboración de Proyectos de SEDAPAL

Año		% Cobertura	% Usuarios Clandestinos	Medición			
				Doméstico	Multif. No Ind.	Multif. Ind.	Otros
Base	2015	97,04%	0,00%	68,78%	65,38%	0,00%	70,91%
-2	2016	97,80%	0,00%	69,28%	68,81%	0,00%	74,62%
-1	2017	98,56%	0,00%	69,78%	72,42%	0,00%	78,54%
0	2018	99,32%	0,00%	70,28%	76,21%	0,00%	82,65%
1	2019	100,00%	0,00%	100,00%	100,00%	100,00%	100,00%
2	2020	100,00%	0,00%	100,00%	100,00%	100,00%	100,00%
3	2021	100,00%	0,00%	100,00%	100,00%	100,00%	100,00%
4	2022	100,00%	0,00%	100,00%	100,00%	100,00%	100,00%
5	2023	100,00%	0,00%	100,00%	100,00%	100,00%	100,00%
6	2024	100,00%	0,00%	100,00%	100,00%	100,00%	100,00%
7	2025	100,00%	0,00%	100,00%	100,00%	100,00%	100,00%
8	2026	100,00%	0,00%	100,00%	100,00%	100,00%	100,00%
9	2027	100,00%	0,00%	100,00%	100,00%	100,00%	100,00%
10	2028	100,00%	0,00%	100,00%	100,00%	100,00%	100,00%
11	2029	100,00%	0,00%	100,00%	100,00%	100,00%	100,00%
12	2030	100,00%	0,00%	100,00%	100,00%	100,00%	100,00%
13	2031	100,00%	0,00%	100,00%	100,00%	100,00%	100,00%
14	2032	100,00%	0,00%	100,00%	100,00%	100,00%	100,00%
15	2033	100,00%	0,00%	100,00%	100,00%	100,00%	100,00%
16	2034	100,00%	0,00%	100,00%	100,00%	100,00%	100,00%
17	2035	100,00%	0,00%	100,00%	100,00%	100,00%	100,00%
18	2036	100,00%	0,00%	100,00%	100,00%	100,00%	100,00%
19	2037	100,00%	0,00%	100,00%	100,00%	100,00%	100,00%
20	2038	100,00%	0,00%	100,00%	100,00%	100,00%	100,00%

PROYECCIÓN DE LA DEMANDA DE ALCANTARILLADO - ÁREA DE DRENAJE 6

Año	Población		Cobertura		Conexiones												Consumo de Agua (l/día)							Demanda de Desagüe											
			Conexiones	Otros Medios	Domésticas		Comerciales		Industriales		Estatales		Sociales		Multifam. No Indiv.		Multifam. Indiv.		Total Conex.		Doméstico	Comercial	Industrial	Estatal	Social	Multifam. No Ind.	Multifam. Ind.	Grandes Consumidores	Total	lt / día	lt / s	m3 / año	lt / día	lt / s	m3 / año
Base 2015	1.203	1.203	97,04%	2,96%	130	59	189	66	23	17	40	4	0	0	0	0	0	0	0	0	127.048	132.366	141.780	14.467	0	44.833	0	2.216.663	2.677.157	2.141.725	24,79	781,730	3.855,106	44,62	1.407,114
-2 2016	1.266	1.266	97,80%	2,20%	139	61	200	66	23	17	40	4	0	0	0	0	0	0	0	0	134.178	132.366	141.780	14.467	0	47.250	0	2.216.663	2.686.703	2.149.363	24,88	784,517	3.868,853	44,78	1.412,131
-1 2017	1.332	1.332	98,56%	1,44%	148	64	212	66	23	17	40	4	0	0	0	0	0	0	0	0	142.107	132.366	141.780	14.467	0	50.500	0	2.216.663	2.697.882	2.158.306	24,98	787,782	3.884,951	44,96	1.418,007
0 2018	1.402	1.402	99,32%	0,68%	158	67	225	66	23	17	40	4	0	0	0	0	0	0	0	0	150.650	132.366	141.780	14.467	0	52.917	0	2.216.663	2.708.843	2.167.074	25,08	790,982	3.900,733	45,15	1.423,768
1 2019	1.475	1.475	100,00%	0,00%	238	0	238	67	41	0	41	5	0	1	0	0	0	0	0	0	146.291	131.387	139.400	18.083	1.961	55.000	0	2.216.663	2.708.785	2.167.028	25,08	790,965	3.900,650	45,15	1.423,737
2 2020	1.552	1.552	100,00%	0,00%	250	0	250	67	41	0	41	5	0	1	0	0	0	0	0	0	153.667	131.387	139.400	18.083	1.961	58.333	0	2.216.663	2.719.494	2.175.595	25,18	794,092	3.916,072	45,32	1.429,366
3 2021	1.633	1.633	100,00%	0,00%	263	0	263	68	42	0	42	6	0	2	0	0	0	0	0	0	161.657	133.348	142.800	21.700	3.922	61.667	0	2.216.663	2.741.757	2.193.406	25,39	800,593	3.948,130	45,70	1.441,067
4 2022	1.719	1.719	100,00%	0,00%	277	0	277	68	42	0	42	6	0	2	0	0	0	0	0	0	170.263	133.348	142.800	21.700	3.922	64.167	0	2.216.663	2.752.862	2.202.290	25,49	803,836	3.964,122	45,88	1.446,904
5 2023	1.809	1.809	100,00%	0,00%	292	0	292	68	42	0	42	6	0	2	0	0	0	0	0	0	179.483	133.348	142.800	21.700	3.922	67.500	0	2.216.663	2.765.416	2.212.333	25,61	807,501	3.982,199	46,09	1.453,502
6 2024	1.904	1.904	100,00%	0,00%	307	0	307	68	42	0	42	6	0	2	0	0	0	0	0	0	188.703	133.348	142.800	21.700	3.922	71.667	0	2.216.663	2.778.802	2.223.042	25,73	811,410	4.001,475	46,31	1.460,539
7 2025	2.004	2.004	100,00%	0,00%	323	0	323	68	42	0	42	6	0	2	0	0	0	0	0	0	198.537	133.348	142.800	21.700	3.922	75.000	0	2.216.663	2.791.970	2.233.576	25,85	815,255	4.020,437	46,53	1.467,460
8 2026	2.109	2.109	100,00%	0,00%	340	0	340	69	43	0	43	7	0	3	0	0	0	0	0	0	208.987	135.309	146.200	25.317	5.883	79.167	0	2.216.663	2.817.525	2.254.020	26,09	822,717	4.057,236	46,96	1.480,891
9 2027	2.220	2.220	100,00%	0,00%	358	0	358	69	43	0	43	7	0	3	0	0	0	0	0	0	220.051	135.309	146.200	25.317	5.883	83.333	0	2.216.663	2.832.756	2.266.205	26,23	827,165	4.079,168	47,21	1.488,896
10 2028	2.336	2.336	100,00%	0,00%	377	0	377	69	43	0	43	7	0	3	0	0	0	0	0	0	231.729	135.309	146.200	25.317	5.883	87.500	0	2.216.663	2.848.601	2.278.881	26,38	831,791	4.101,985	47,48	1.497,225
11 2029	2.458	2.458	100,00%	0,00%	397	0	397	69	43	0	43	7	0	3	0	0	0	0	0	0	244.023	135.309	146.200	25.317	5.883	91.667	0	2.216.663	2.865.061	2.292.049	26,53	836,598	4.125,688	47,75	1.505,876
12 2030	2.587	2.587	100,00%	0,00%	418	0	418	69	43	0	43	7	0	3	0	0	0	0	0	0	256.931	135.309	146.200	25.317	5.883	96.667	0	2.216.663	2.882.969	2.306.375	26,69	841,827	4.151,475	48,05	1.515,289
13 2031	2.723	2.723	100,00%	0,00%	440	0	440	69	43	0	43	7	0	3	0	0	0	0	0	0	270.453	135.309	146.200	25.317	5.883	101.667	0	2.216.663	2.901.492	2.321.193	26,87	847,236	4.176,148	48,36	1.525,024
14 2032	2.866	2.866	100,00%	0,00%	463	0	463	69	43	0	43	7	0	3	0	0	0	0	0	0	284.591	135.309	146.200	25.317	5.883	106.667	0	2.216.663	2.920.629	2.336.503	27,04	852,824	4.205,706	48,68	1.535,063
15 2033	3.016	3.016	100,00%	0,00%	487	0	487	69	43	0	43	7	0	3	0	0	0	0	0	0	299.343	135.309	146.200	25.317	5.883	112.500	0	2.216.663	2.941.214	2.352.971	27,23	858,835	4.235,349	49,02	1.545,902
16 2034	3.174	3.174	100,00%	0,00%	513	0	513	69	43	0	43	7	0	3	0	0	0	0	0	0	315.324	135.309	146.200	25.317	5.883	118.333	0	2.216.663	2.963.029	2.370.423	27,44	865,204	4.266,762	49,38	1.557,368
17 2035	3.340	3.340	100,00%	0,00%	540	0	540	69	43	0	43	7	0	3	0	0	0	0	0	0	331.920	135.309	146.200	25.317	5.883	124.167	0	2.216.663	2.985.458	2.388.367	27,64	871,754	4.299,060	49,76	1.569,157
18 2036	3.515	3.515	100,00%	0,00%	568	0	568	70	44	0	44	8	0	4	0	0	0	0	0	0	349.131	137.270	149.600	28.933	7.844	130.833	0	2.216.663	3.020.274	2.416.219	27,97	881,920	4.349,195	50,34	1.587,456
19 2037	3.699	3.699	100,00%	0,00%	598	0	598	70	44	0	44	8	0	4	0	0	0	0	0	0	367.571	137.270	149.600	28.933	7.844	137.500	0	2.216.663	3.045.381	2.436.305	28,20	889,251	4.385,349	50,76	1.600,652
20 2038	3.893	3.893	100,00%	0,00%	629	0	629	70	44	0	44	8	0	4	0	0	0	0	0	0	386.625	137.270	149.600	28.933	7.844	145.000	0	2.216.663	3.071.936	2.457.549	28,44	897,005	4.423,587	51,20	1.614,609

Área de Drenaje:	AD-7	Sin Proyecto	Con Proyecto
Población Actual (Habitantes)		2.661	2.661
N° viviendas		541	541
Tasa de crecimiento anual		5,24%	5,24%
Densidad por lote (hab/lote)		4,57	4,57
Porcentaje de pérdidas		32,63%	20,00%
Población actual con conexiones agua (red pública)		2.582	2.582

Fuente: INEI, Información Comercial, Catastro GIS de SEDAPAL, Anuario Estadístico SEDAPAL 2014

Dotaciones (solo para verificación - no llenar)

De consumo - Sin considerar Pérdidas	164,2	148,2
De diseño - Por conexiones (litros / habitante - día)	164,2	148,2

Distrito	Codigo	Densidad Parcial
Puente Piedra	22	4,57

Distrito	Codigo	Tasa Parcial
Puente Piedra	22	5,24%

Cobertura de Agua Potable - SEDAPAL	2012	2013	2014
	94,59%	96,28%	97,04%

Benchmarking - SUNASS

Usuario	Tarifa	Medidor	Conexiones		Consumo (m3/mes/cnx)
			Parcial	Total	
Social	T01	C/Med	2	4	58,83
	T01	S/Med	2		64,71
Domestico	T02	C/Med	396	410	18,44
	T02	S/Med	14		23,97
Comercial	T03	C/Med	22	24	58,83
	T03	S/Med	2		64,71
Industrial	T04	C/Med	4	4	102,00
	T04	S/Med	0		112,20
Estatal	T05	C/Med	1	1	108,50
	T05	S/Med	0		0,00
Multifam. No Ind.	T06	C/Med	107	115	25,00
	T06	S/Med	8		27,50
Multifam. Ind.	T07	C/Med	0	0	0,00
	T07	S/Med	0		0,00
Total Conexiones				558	

Caudales y Factores de Diseño	Coficiente
Caudal Máximo Diario ($Q_{md} = K1 * QP$)	$K1 = 1,2$
Caudal Máximo Horario ($Q_{mh} = K2 * QP$)	$K2 = 1,8$
Caudal de Retorno a Desagüe Promedio ($Q_{pd} = K3 * Qp$)	$K3 = 0,8$
Factor de Relacion de Consumos de Conex. Domesticas y Multifam. No Ind.	$f1 = 1,4$
Factor de Relacion de Consumos de Conex. Domesticas y Multifam. Ind.	$f2 = 0,0$
Densidad de Saturación	6 hab/día
Porcentaje Area Ocupada	95,00%
Población de Saturación	3571 hab

Fuente: Reglamento de Elaboración de Proyectos de SEDAPAL

Año		% Cobertura	% Usuarios Clandestinos	Medición			
				Doméstico	Multif. No Ind.	Multif. Ind.	Otros
Base	2015	97,04%	0,00%	96,59%	93,04%	0,00%	87,88%
-2	2016	97,80%	0,00%	97,09%	97,92%	0,00%	92,48%
-1	2017	98,56%	0,00%	97,59%	100,00%	0,00%	100,00%
0	2018	99,32%	0,00%	98,09%	100,00%	0,00%	100,00%
1	2019	100,00%	0,00%	100,00%	100,00%	100,00%	100,00%
2	2020	100,00%	0,00%	100,00%	100,00%	100,00%	100,00%
3	2021	100,00%	0,00%	100,00%	100,00%	100,00%	100,00%
4	2022	100,00%	0,00%	100,00%	100,00%	100,00%	100,00%
5	2023	100,00%	0,00%	100,00%	100,00%	100,00%	100,00%
6	2024	100,00%	0,00%	100,00%	100,00%	100,00%	100,00%
7	2025	100,00%	0,00%	100,00%	100,00%	100,00%	100,00%
8	2026	100,00%	0,00%	100,00%	100,00%	100,00%	100,00%
9	2027	100,00%	0,00%	100,00%	100,00%	100,00%	100,00%
10	2028	100,00%	0,00%	100,00%	100,00%	100,00%	100,00%
11	2029	100,00%	0,00%	100,00%	100,00%	100,00%	100,00%
12	2030	100,00%	0,00%	100,00%	100,00%	100,00%	100,00%
13	2031	100,00%	0,00%	100,00%	100,00%	100,00%	100,00%
14	2032	100,00%	0,00%	100,00%	100,00%	100,00%	100,00%
15	2033	100,00%	0,00%	100,00%	100,00%	100,00%	100,00%
16	2034	100,00%	0,00%	100,00%	100,00%	100,00%	100,00%
17	2035	100,00%	0,00%	100,00%	100,00%	100,00%	100,00%
18	2036	100,00%	0,00%	100,00%	100,00%	100,00%	100,00%
19	2037	100,00%	0,00%	100,00%	100,00%	100,00%	100,00%
20	2038	100,00%	0,00%	100,00%	100,00%	100,00%	100,00%

PROYECCIÓN DE LA DEMANDA DE ALCANTARILLADO - ÁREA DE DRENAJE 7

Año	Población		Cobertura		Viviendas Servidas	Población Servida	Conexiones												Consumo de Agua (litros)							Demanda de Desagüe													
	Conexiones		Otros Medios				Domésticas	Comerciales		Industriales		Estatales		Sociales		Multifam. No Indiv.		Multifam. Indiv.		Total Conex.		Doméstico	Comercial	Industrial	Estatal	Social	Multifam. No Ind.	Multifam. Ind.	Total	Caudal Promedio		Caudal de Diseño							
	Con Medición	Sin Medición	Total	Con Medición				Sin Medición	Total	Con Medición	Sin Medición	Total	Con Medición	Sin Medición	Total	Con Medición	Sin Medición	Total	Con Medición	Sin Medición	Total									Con Medición	Sin Medición	Total	Con Medición	Sin Medición	Total	Con Medición	Sin Medición	Total	Con Medición
Base 2015	2.661	97,04%	2.96%	396	410	22	2	4	0	4	1	0	1	2	2	4	107	8	115	0	0	0	532	26	558	254.594	47.456	13.600	3.617	8.236	96.500	0	424.003	339.202	3.93	123.809	610.564	7.07	222.856
-2	2.800	97,80%	2,20%	422	435	22	2	4	0	4	1	0	1	2	2	4	119	3	122	0	0	0	570	20	590	269.776	47.456	13.600	3.617	8.236	101.917	0	444.602	355.681	4.12	129.824	640.226	7.41	233.683
-1	2.947	98,56%	1,44%	451	462	22	2	4	0	4	1	0	1	2	2	4	129	0	129	0	0	0	609	15	624	286.004	47.456	13.600	3.617	8.236	107.500	0	466.412	373.130	4.32	136.192	671.634	7.77	245.146
0	3.101	99,32%	0,68%	481	490	22	2	4	0	4	1	0	1	2	2	4	136	0	136	0	0	0	646	13	659	302.846	47.456	13.600	3.617	8.236	113.333	0	489.088	391.270	4.53	142.814	704.286	8.15	257.064
1	3.263	100,00%	0,00%	519	519	25	0	25	5	5	2	0	2	5	0	5	145	0	145	0	0	0	701	0	701	319.012	49.025	17.000	7.233	9.805	120.833	0	522.909	418.327	4.84	152.689	752.988	8.72	274.841
2	3.434	100,00%	0,00%	546	546	25	0	25	5	5	2	0	2	5	0	5	152	0	152	0	0	0	735	0	735	335.608	49.025	17.000	7.233	9.805	126.667	0	545.338	436.270	5.05	159.239	785.287	9.09	286.630
3	3.614	100,00%	0,00%	575	575	26	0	26	6	6	3	0	3	6	0	6	160	0	160	0	0	0	776	0	776	353.433	50.986	20.400	10.850	11.766	133.333	0	580.769	464.615	5.38	169.584	836.307	9.68	305.252
4	3.803	100,00%	0,00%	605	605	26	0	26	6	6	3	0	3	6	0	6	169	0	169	0	0	0	815	0	815	371.873	50.986	20.400	10.850	11.766	140.833	0	606.709	485.367	5.62	177.159	873.660	10.11	318.886
5	4.002	100,00%	0,00%	637	637	26	0	26	6	6	3	0	3	6	0	6	177	0	177	0	0	0	855	0	855	391.543	50.986	20.400	10.850	11.766	147.500	0	633.045	506.436	5.86	184.849	911.584	10.55	332.728
6	4.212	100,00%	0,00%	670	670	26	0	26	6	6	3	0	3	6	0	6	187	0	187	0	0	0	898	0	898	411.827	50.986	20.400	10.850	11.766	155.833	0	661.662	529.330	6.13	193.205	952.793	11.03	347.770
7	4.433	100,00%	0,00%	705	705	26	0	26	6	6	3	0	3	6	0	6	197	0	197	0	0	0	943	0	943	433.340	50.986	20.400	10.850	11.766	164.167	0	691.509	553.207	6.40	201.921	995.772	11.53	363.457
8	4.665	100,00%	0,00%	742	742	27	0	27	7	7	4	0	4	7	0	7	207	0	207	0	0	0	994	0	994	456.083	52.947	23.800	14.467	13.727	172.500	0	733.523	586.819	6.79	214.189	1.066.274	12.23	385.540
9	4.909	100,00%	0,00%	781	781	27	0	27	7	7	4	0	4	7	0	7	217	0	217	0	0	0	1.043	0	1.043	480.055	52.947	23.800	14.467	13.727	180.833	0	765.829	612.863	7.09	223.622	1.102.793	12.76	402.520
10	5.166	100,00%	0,00%	822	822	27	0	27	7	7	4	0	4	7	0	7	229	0	229	0	0	0	1.096	0	1.096	505.256	52.947	23.800	14.467	13.727	190.833	0	801.030	640.824	7.42	233.901	1.153.483	13.35	421.021
11	5.437	100,00%	0,00%	865	865	27	0	27	7	7	4	0	4	7	0	7	241	0	241	0	0	0	1.151	0	1.151	531.887	52.947	23.800	14.467	13.727	200.833	0	837.461	669.969	7.75	244.539	1.205.943	13.96	440.169
12	5.722	100,00%	0,00%	910	910	27	0	27	7	7	4	0	4	7	0	7	254	0	254	0	0	0	1.209	0	1.209	559.347	52.947	23.800	14.467	13.727	211.667	0	875.954	700.763	8.11	255.779	1.261.374	14.60	460.401
13	6.022	100,00%	0,00%	958	958	27	0	27	7	7	4	0	4	7	0	7	267	0	267	0	0	0	1.270	0	1.270	588.851	52.947	23.800	14.467	13.727	222.500	0	916.291	733.033	8.48	267.557	1.319.460	15.27	481.603
14	6.338	100,00%	0,00%	1.008	1.008	27	0	27	7	7	4	0	4	7	0	7	281	0	281	0	0	0	1.334	0	1.334	619.584	52.947	23.800	14.467	13.727	234.167	0	988.691	766.953	8.88	279.938	1.380.516	15.98	503.888
15	6.670	100,00%	0,00%	1.061	1.061	27	0	27	7	7	4	0	4	7	0	7	296	0	296	0	0	0	1.402	0	1.402	652.161	52.947	23.800	14.467	13.727	246.667	0	1.003.769	803.015	9.29	293.100	1.445.427	16.73	527.581
16	7.020	100,00%	0,00%	1.117	1.117	27	0	27	7	7	4	0	4	7	0	7	311	0	311	0	0	0	1.473	0	1.473	686.583	52.947	23.800	14.467	13.727	259.167	0	1.050.690	840.552	9.73	306.801	1.512.994	17.51	552.243
17	7.388	100,00%	0,00%	1.176	1.176	27	0	27	7	7	4	0	4	7	0	7	327	0	327	0	0	0	1.548	0	1.548	722.848	52.947	23.800	14.467	13.727	272.500	0	1.100.289	880.231	10.19	321.284	1.584.416	18.34	578.312
18	7.775	100,00%	0,00%	1.238	1.238	28	0	28	8	8	5	0	5	8	0	8	344	0	344	0	0	0	1.631	0	1.631	760.957	54.908	27.200	18.083	15.688	286.667	0	1.163.503	930.803	10.77	339.743	1.675.445	19.39	611.537
19	8.182	100,00%	0,00%	1.303	1.303	28	0	28	8	8	5	0	5	8	0	8	362	0	362	0	0	0	1.714	0	1.714	800.911	54.908	27.200	18.083	15.688	301.667	0	1.218.457	974.765	11.28	355.769	1.754.578	20.31	640.421
20	8.611	100,00%	0,00%	1.371	1.371	28	0	28	8	8	5	0	5	8	0	8	381	0	381	0	0	0	1.801	0	1.801	842.708	54.908	27.200	18.083	15.688	317.500	0	1.276.087	1.020.870	11.82	372.618	1.837.566	21.27	670.712

Área de Drenaje:	AD-8	Sin Proyecto	Con Proyecto
Población Actual (Habitantes)		4.298	4.298
N° viviendas		902	902
Tasa de crecimiento anual		5,24%	5,24%
Densidad por lote (hab/lote)		4,57	4,57
Porcentaje de pérdidas		32,63%	20,00%
Población actual con conexiones agua (red pública)		4.171	4.171

Fuente: INEI, Información Comercial, Catastro GIS de SEDAPAL, Anuario Estadístico SEDAPAL 2014

Dotaciones (solo para verificación - no llenar)

De consumo - Sin considerar Pérdidas	145,7	140,4
De diseño - Por conexiones (litros / habitante - día)	145,7	140,4

Distrito	Codigo	Densidad Parcial
Puente Piedra	22	4,57

Distrito	Codigo	Tasa Parcial
Puente Piedra	22	5,24%

Cobertura de Agua Potable - SEDAPAL	2012	2013	2014
	94,59%	96,28%	97,04%

Benchmarking - SUNASS

Usuario	Tarifa	Medidor	Conexiones		Consumo (m3/mes/cnx)
			Parcial	Total	
Social	T01	C/Med	0	2	58,83
	T01	S/Med	2		64,71
Domestico	T02	C/Med	727	766	18,44
	T02	S/Med	39		23,97
Comercial	T03	C/Med	13	15	58,83
	T03	S/Med	2		64,71
Industrial	T04	C/Med	0	0	102,00
	T04	S/Med	0		112,20
Estatad	T05	C/Med	1	1	108,50
	T05	S/Med	0		0,00
Multifam. No Ind.	T06	C/Med	96	109	25,00
	T06	S/Med	13		27,50
Multifam. Ind.	T07	C/Med	0	0	0,00
	T07	S/Med	0		0,00
Total Conexiones				893	

Caudales y Factores de Diseño	Coficiente
Caudal Máximo Diario ($Q_{md} = K1 * QP$)	$K1 = 1,2$
Caudal Máximo Horario ($Q_{mh} = K2 * QP$)	$K2 = 1,8$
Caudal de Retorno a Desagüe Promedio ($Q_{pd} = K3 * Qp$)	$K3 = 0,8$
Factor de Relacion de Consumos de Conex. Domesticas y Multifam. No Ind.	$f1 = 1,4$
Factor de Relacion de Consumos de Conex. Domesticas y Multifam. Ind.	$f2 = 0,0$
Densidad de Saturación	6 hab/día
Porcentaje Area Ocupada	95,00%
Población de Saturación	5768 hab

Fuente: Reglamento de Elaboración de Proyectos de SEDAPAL

Año		% Cobertura	% Usuarios Clandestinos	Medición			
				Doméstico	Multif. No Ind.	Multif. Ind.	Otros
Base	2015	97,04%	0,00%	94,91%	88,07%	0,00%	77,78%
-2	2016	97,80%	0,00%	95,41%	92,69%	0,00%	81,85%
-1	2017	98,56%	0,00%	95,91%	100,00%	0,00%	86,14%
0	2018	99,32%	0,00%	96,41%	100,00%	0,00%	90,66%
1	2019	100,00%	0,00%	100,00%	100,00%	100,00%	100,00%
2	2020	100,00%	0,00%	100,00%	100,00%	100,00%	100,00%
3	2021	100,00%	0,00%	100,00%	100,00%	100,00%	100,00%
4	2022	100,00%	0,00%	100,00%	100,00%	100,00%	100,00%
5	2023	100,00%	0,00%	100,00%	100,00%	100,00%	100,00%
6	2024	100,00%	0,00%	100,00%	100,00%	100,00%	100,00%
7	2025	100,00%	0,00%	100,00%	100,00%	100,00%	100,00%
8	2026	100,00%	0,00%	100,00%	100,00%	100,00%	100,00%
9	2027	100,00%	0,00%	100,00%	100,00%	100,00%	100,00%
10	2028	100,00%	0,00%	100,00%	100,00%	100,00%	100,00%
11	2029	100,00%	0,00%	100,00%	100,00%	100,00%	100,00%
12	2030	100,00%	0,00%	100,00%	100,00%	100,00%	100,00%
13	2031	100,00%	0,00%	100,00%	100,00%	100,00%	100,00%
14	2032	100,00%	0,00%	100,00%	100,00%	100,00%	100,00%
15	2033	100,00%	0,00%	100,00%	100,00%	100,00%	100,00%
16	2034	100,00%	0,00%	100,00%	100,00%	100,00%	100,00%
17	2035	100,00%	0,00%	100,00%	100,00%	100,00%	100,00%
18	2036	100,00%	0,00%	100,00%	100,00%	100,00%	100,00%
19	2037	100,00%	0,00%	100,00%	100,00%	100,00%	100,00%
20	2038	100,00%	0,00%	100,00%	100,00%	100,00%	100,00%

Área de Drenaje:	AD-9	Sin Proyecto	Con Proyecto
Población Actual (Habitantes)		10.030	10.030
N° viviendas		2.171	2.171
Tasa de crecimiento anual		5,24%	5,24%
Densidad por lote (hab/lote)		4,57	4,57
Porcentaje de pérdidas		32,63%	20,00%
Población actual con conexiones agua (red pública)		9.733	9.733

Fuente: INEI, Información Comercial, Catastro GIS de SEDAPAL, Anuario Estadístico SEDAPAL 2014

Dotaciones (solo para verificación - no llenar)

De consumo - Sin considerar Pérdidas	169,2	142,7
De diseño - Por conexiones (litros / habitante - día)	169,2	142,7

Distrito	Codigo	Densidad Parcial
Puente Piedra	22	4,57

Distrito	Codigo	Tasa Parcial
Puente Piedra	22	5,24%

Cobertura de Agua Potable - SEDAPAL	2012	2013	2014
	94,59%	96,28%	97,04%

Benchmarking - SUNASS

Usuario	Tarifa	Medidor	Conexiones		Consumo (m3/mes/cnx)
			Parcial	Total	
Social	T01	C/Med	2	15	58,83
	T01	S/Med	13		64,71
Domestico	T02	C/Med	1.334	2.016	18,44
	T02	S/Med	682		23,97
Comercial	T03	C/Med	13	15	58,83
	T03	S/Med	2		64,71
Industrial	T04	C/Med	0	0	102,00
	T04	S/Med	0		112,20
Estatal	T05	C/Med	5	5	108,50
	T05	S/Med	0		0,00
Multifam. No Ind.	T06	C/Med	66	91	25,00
	T06	S/Med	25		27,50
Multifam. Ind.	T07	C/Med	0	0	0,00
	T07	S/Med	0		0,00
Total Conexiones				2.142	

Caudales y Factores de Diseño	Coficiente
Caudal Máximo Diario ($Q_{md} = K1 * QP$)	$K1 = 1,2$
Caudal Máximo Horario ($Q_{mh} = K2 * QP$)	$K2 = 1,8$
Caudal de Retorno a Desagüe Promedio ($Q_{pd} = K3 * Qp$)	$K3 = 0,8$
Factor de Relacion de Consumos de Conex. Domesticas y Multifam. No Ind.	$f1 = 1,3$
Factor de Relacion de Consumos de Conex. Domesticas y Multifam. Ind.	$f2 = 0,0$
Densidad de Saturación	6 hab/día
Porcentaje Area Ocupada	60,00%
Población de Saturación	21311 hab

Fuente: Reglamento de Elaboración de Proyectos de SEDAPAL

Año		% Cobertura	% Usuarios Clandestinos	Medición			
				Doméstico	Multif. No Ind.	Multif. Ind.	Otros
Base	2015	97,04%	0,00%	66,17%	72,53%	0,00%	57,14%
-2	2016	97,80%	0,00%	66,67%	76,33%	0,00%	60,14%
-1	2017	98,56%	0,00%	67,17%	80,33%	0,00%	63,29%
0	2018	99,32%	0,00%	67,67%	84,54%	0,00%	66,60%
1	2019	100,00%	0,00%	100,00%	100,00%	100,00%	100,00%
2	2020	100,00%	0,00%	100,00%	100,00%	100,00%	100,00%
3	2021	100,00%	0,00%	100,00%	100,00%	100,00%	100,00%
4	2022	100,00%	0,00%	100,00%	100,00%	100,00%	100,00%
5	2023	100,00%	0,00%	100,00%	100,00%	100,00%	100,00%
6	2024	100,00%	0,00%	100,00%	100,00%	100,00%	100,00%
7	2025	100,00%	0,00%	100,00%	100,00%	100,00%	100,00%
8	2026	100,00%	0,00%	100,00%	100,00%	100,00%	100,00%
9	2027	100,00%	0,00%	100,00%	100,00%	100,00%	100,00%
10	2028	100,00%	0,00%	100,00%	100,00%	100,00%	100,00%
11	2029	100,00%	0,00%	100,00%	100,00%	100,00%	100,00%
12	2030	100,00%	0,00%	100,00%	100,00%	100,00%	100,00%
13	2031	100,00%	0,00%	100,00%	100,00%	100,00%	100,00%
14	2032	100,00%	0,00%	100,00%	100,00%	100,00%	100,00%
15	2033	100,00%	0,00%	100,00%	100,00%	100,00%	100,00%
16	2034	100,00%	0,00%	100,00%	100,00%	100,00%	100,00%
17	2035	100,00%	0,00%	100,00%	100,00%	100,00%	100,00%
18	2036	100,00%	0,00%	100,00%	100,00%	100,00%	100,00%
19	2037	100,00%	0,00%	100,00%	100,00%	100,00%	100,00%
20	2038	100,00%	0,00%	100,00%	100,00%	100,00%	100,00%

PROYECCIÓN DE LA DEMANDA DE ALCANTARILLADO - ÁREA DE DRENAJE 9

Año	Cobertura				Consumo de Agua (l/día)																		Demanda de Desagüe																																							
	Conexiones		Otros Medios		Población Servida	Viviendas Servidas	Domésticas						Comerciales						Industriales						Estatales						Sociales						Multifam. No Indiv.						Multifam. Indiv.						Total Conex.						Total	Grandes Consumidores	Caudal Promedio			Caudal de Diseño		
	Población	Conexiones	Otros Medios	Domésticas			Comerciales		Industriales		Estatales		Sociales		Multifam. No Indiv.		Multifam. Indiv.		Total Conex.		Doméstico	Comercial	Industrial	Estatal	Social	Multifam. No Ind.	Multifam. Ind.	Total	lt / día	m3 / año	lt / día	m3 / año	lt / día	m3 / año																												
				Con Medición			Sin Medición	Con Medición	Sin Medición	Con Medición	Sin Medición	Con Medición	Sin Medición	Con Medición	Sin Medición	Con Medición	Sin Medición	Con Medición	Sin Medición	Con Medición															Sin Medición	Con Medición	Con Medición	Sin Medición																								
Base	2015	10.030	97,04%	2,96%	9.733	2.131	1.334	682	2.016	13	2	15	0	0	0	0	0	0	0	1.364.883	29.807	0	18.083	31.963	77.917	0	123.767	1.646.420	1.317.136	15.24	480.755	2.370.845	27.44	865.358																												
-2	2016	10.555	97,80%	2,20%	10.323	2.260	1.425	713	2.138	13	2	15	0	0	0	0	0	0	0	1.445.567	29.807	0	18.083	31.963	82.750	0	123.767	1.731.957	1.385.566	16,04	505.731	2.494.018	28.87	910.317																												
-1	2017	11.108	98,56%	1,44%	10.948	2.397	1.523	744	2.267	13	2	15	0	0	0	0	0	0	0	1.530.593	29.807	0	18.083	31.963	87.500	0	123.767	1.821.713	1.457.371	16,87	531.940	2.623.267	30,36	957.493																												
0	2018	11.690	99,32%	0,68%	11.611	2.542	1.627	777	2.404	13	2	15	0	0	0	0	0	0	0	1.620.886	29.807	0	18.083	31.963	92.250	0	123.767	1.916.756	1.533.405	17,75	559.693	2.760.128	31,95	1.007.447																												
1	2019	12.303	100,00%	0,00%	12.303	2.694	2.547	0	2.547	16	0	16	0	0	0	0	0	0	0	1.565.566	31.376	3.400	21.700	31.376	96.667	0	123.767	1.873.841	1.499.073	17,35	547.162	2.698.332	31,23	984.891																												
2	2020	12.948	100,00%	0,00%	12.948	2.835	2.681	0	2.681	16	0	16	0	0	0	0	0	0	0	1.647.921	31.376	3.400	21.700	31.376	101.667	0	123.767	1.961.207	1.568.965	18,16	572.672	2.824.138	32,69	1.030.810																												
3	2021	13.626	100,00%	0,00%	13.626	2.984	2.821	0	2.821	17	0	17	0	0	0	0	0	0	0	1.733.975	33.337	6.800	25.317	33.337	107.500	0	123.767	2.064.032	1.651.226	19,11	602.697	2.972.206	34,40	1.084.855																												
4	2022	14.340	100,00%	0,00%	14.340	3.140	2.969	0	2.969	17	0	17	0	0	0	0	0	0	0	1.824.945	33.337	6.800	25.317	33.337	112.500	0	123.767	2.160.003	1.728.002	20,00	630.721	3.110.404	36,00	1.135.297																												
5	2023	15.091	100,00%	0,00%	15.091	3.304	3.124	0	3.124	17	0	17	0	0	0	0	0	0	0	1.920.219	33.337	6.800	25.317	33.337	119.167	0	123.767	2.261.943	1.809.554	20,94	660.487	3.257.197	37,70	1.188.877																												
6	2024	15.882	100,00%	0,00%	15.882	3.478	3.288	0	3.288	17	0	17	0	0	0	0	0	0	0	2.021.024	33.337	6.800	25.317	33.337	125.000	0	123.767	2.368.581	1.894.865	21,93	691.626	3.410.757	39,48	1.244.926																												
7	2025	16.714	100,00%	0,00%	16.714	3.660	3.460	0	3.460	17	0	17	0	0	0	0	0	0	0	2.126.747	33.337	6.800	25.317	33.337	131.667	0	123.767	2.480.971	1.984.777	22,97	724.443	3.572.598	41,35	1.303.998																												
8	2026	17.590	100,00%	0,00%	17.590	3.852	3.641	0	3.641	18	0	18	0	0	0	0	0	0	0	2.238.001	35.298	10.200	28.933	35.298	138.333	0	123.767	2.609.831	2.087.865	24,17	762.071	3.758.156	43,50	1.371.727																												
9	2027	18.512	100,00%	0,00%	18.512	4.053	3.832	0	3.832	18	0	18	0	0	0	0	0	0	0	2.355.403	35.298	10.200	28.933	35.298	145.833	0	123.767	2.734.732	2.187.786	25,32	798.542	3.938.014	45,58	1.437.375																												
10	2028	19.482	100,00%	0,00%	19.482	4.266	4.033	0	4.033	18	0	18	0	0	0	0	0	0	0	2.478.951	35.298	10.200	28.933	35.298	153.333	0	123.767	2.865.780	2.292.624	26,54	836.808	4.126.723	47,76	1.506.294																												
11	2029	20.503	100,00%	0,00%	20.503	4.489	4.244	0	4.244	18	0	18	0	0	0	0	0	0	0	2.608.645	35.298	10.200	28.933	35.298	161.667	0	123.767	3.003.808	2.403.046	27,81	877.112	4.325.484	50,06	1.578.801																												
12	2030	21.577	100,00%	0,00%	21.577	4.725	4.466	0	4.466	18	0	18	0	0	0	0	0	0	0	2.745.101	35.298	10.200	28.933	35.298	170.000	0	123.767	3.148.597	2.518.878	29,15	919.390	4.533.980	52,48	1.654.903																												
13	2031	22.708	100,00%	0,00%	22.708	4.972	4.700	0	4.700	18	0	18	0	0	0	0	0	0	0	2.888.933	35.298	10.200	28.933	35.298	179.167	0	123.767	3.301.596	2.641.277	30,57	964.066	4.754.298	55,03	1.735.319																												
14	2032	23.898	100,00%	0,00%	23.898	5.233	4.946	0	4.946	18	0	18	0	0	0	0	0	0	0	3.040.141	35.298	10.200	28.933	35.298	189.167	0	123.767	3.462.804	2.770.243	32,06	1.011.139	4.986.438	57,71	1.820.050																												
15	2033	25.150	100,00%	0,00%	25.150	5.507	5.205	0	5.205	18	0	18	0	0	0	0	0	0	0	3.199.340	35.298	10.200	28.933	35.298	199.167	0	123.767	3.632.003	2.905.602	33,63	1.060.545	5.230.084	60,53	1.908.981																												
16	2034	26.468	100,00%	0,00%	26.468	5.795	5.478	0	5.478	18	0	18	0	0	0	0	0	0	0	3.367.144	35.298	10.200	28.933	35.298	209.167	0	123.767	3.809.807	3.047.845	35,28	1.112.464	5.486.122	63,50	2.002.434																												
17	2035	27.855	100,00%	0,00%	27.855	6.099	5.765	0	5.765	18	0	18	0	0	0	0	0	0	0	3.543.553	35.298	10.200	28.933	35.298	220.000	0	123.767	3.997.049	3.197.639	37,01	1.167.138	5.755.751	66,62	2.100.849																												
18	2036	29.315	100,00%	0,00%	29.315	6.419	6.067	0	6.067	19	0	19	0	0	0	0	0	0	0	3.729.183	37.259	13.600	32.550	37.259	231.667	0	123.767	4.205.284	3.364.227	38,94	1.227.943	6.055.609	70,09	2.210.297																												
19	2037	30.851	100,00%	0,00%	30.851	6.755	6.385	0	6.385	19	0	19	0	0	0	0	0	0	0	3.924.647	37.259	13.600	32.550	37.259	244.167	0	123.767	4.413.248	3.530.598	40,86	1.288.668	6.355.077	73,55	2.319.603																												
20	2038	32.468	100,00%	0,00%	32.468	7.109	6.720	0	6.720	19	0	19	0	0	0	0	0	0	0	4.130.560	37.259	13.600	32.550	37.259	256.667	0	123.767	4.631.661	3.705.329	42,89	1.352.445	6.689.592	77,19	2.434.401																												

Área de Drenaje:	AD-10	Sin Proyecto	Con Proyecto
Población Actual (Habitantes)		8.233	8.233
N° viviendas		1.763	1.763
Tasa de crecimiento anual		5,24%	5,24%
Densidad por lote (hab/lote)		4,57	4,57
Porcentaje de pérdidas		32,63%	20,00%
Población actual con conexiones agua (red pública)		7.990	7.990

Fuente: INEI, Información Comercial, Catastro GIS de SEDAPAL, Anuario Estadístico SEDAPAL 2014

Dotaciones (solo para verificación - no llenar)

De consumo - Sin considerar Pérdidas	144,3	138,2
De diseño - Por conexiones (litros / habitante - día)	144,3	138,2

Distrito	Codigo	Densidad Parcial
Puente Piedra	22	4,57

Distrito	Codigo	Tasa Parcial
Puente Piedra	22	5,24%

Cobertura de Agua Potable - SEDAPAL	2012	2013	2014
	94,59%	96,28%	97,04%

Benchmarking - SUNASS

Usuario	Tarifa	Medidor	Conexiones		Consumo (m3/mes/cnx)
			Parcial	Total	
Social	T01	C/Med	0	5	58,83
	T01	S/Med	5		64,71
Domestico	T02	C/Med	1.443	1.594	18,44
	T02	S/Med	151		23,97
Comercial	T03	C/Med	9	11	58,83
	T03	S/Med	2		64,71
Industrial	T04	C/Med	0	0	102,00
	T04	S/Med	0		112,20
Estatad	T05	C/Med	4	4	108,50
	T05	S/Med	0		0,00
Multifam. No Ind.	T06	C/Med	108	117	25,00
	T06	S/Med	9		27,50
Multifam. Ind.	T07	C/Med	0	0	0,00
	T07	S/Med	0		0,00
Total Conexiones				1.731	

Caudales y Factores de Diseño	Coficiente
Caudal Máximo Diario ($Q_{md} = K1 * QP$)	$K1 = 1,2$
Caudal Máximo Horario ($Q_{mh} = K2 * QP$)	$K2 = 1,8$
Caudal de Retorno a Desagüe Promedio ($Q_{pd} = K3 * Qp$)	$K3 = 0,8$
Factor de Relacion de Consumos de Conex. Domesticas y Multifam. No Ind.	$f1 = 1,3$
Factor de Relacion de Consumos de Conex. Domesticas y Multifam. Ind.	$f2 = 0,0$
Densidad de Saturación	6 hab/día
Porcentaje Area Ocupada	70,00%
Población de Saturación	14995 hab

Fuente: Reglamento de Elaboración de Proyectos de SEDAPAL

Año		% Cobertura	% Usuarios Clandestinos	Medición			
				Doméstico	Multif. No Ind.	Multif. Ind.	Otros
Base	2015	97,04%	0,00%	90,53%	92,31%	0,00%	65,00%
-2	2016	97,80%	0,00%	91,03%	97,14%	0,00%	68,41%
-1	2017	98,56%	0,00%	91,53%	100,00%	0,00%	71,99%
0	2018	99,32%	0,00%	92,03%	100,00%	0,00%	75,76%
1	2019	100,00%	0,00%	100,00%	100,00%	100,00%	100,00%
2	2020	100,00%	0,00%	100,00%	100,00%	100,00%	100,00%
3	2021	100,00%	0,00%	100,00%	100,00%	100,00%	100,00%
4	2022	100,00%	0,00%	100,00%	100,00%	100,00%	100,00%
5	2023	100,00%	0,00%	100,00%	100,00%	100,00%	100,00%
6	2024	100,00%	0,00%	100,00%	100,00%	100,00%	100,00%
7	2025	100,00%	0,00%	100,00%	100,00%	100,00%	100,00%
8	2026	100,00%	0,00%	100,00%	100,00%	100,00%	100,00%
9	2027	100,00%	0,00%	100,00%	100,00%	100,00%	100,00%
10	2028	100,00%	0,00%	100,00%	100,00%	100,00%	100,00%
11	2029	100,00%	0,00%	100,00%	100,00%	100,00%	100,00%
12	2030	100,00%	0,00%	100,00%	100,00%	100,00%	100,00%
13	2031	100,00%	0,00%	100,00%	100,00%	100,00%	100,00%
14	2032	100,00%	0,00%	100,00%	100,00%	100,00%	100,00%
15	2033	100,00%	0,00%	100,00%	100,00%	100,00%	100,00%
16	2034	100,00%	0,00%	100,00%	100,00%	100,00%	100,00%
17	2035	100,00%	0,00%	100,00%	100,00%	100,00%	100,00%
18	2036	100,00%	0,00%	100,00%	100,00%	100,00%	100,00%
19	2037	100,00%	0,00%	100,00%	100,00%	100,00%	100,00%
20	2038	100,00%	0,00%	100,00%	100,00%	100,00%	100,00%

Área de Drenaje:	AD-11	Sin Proyecto	Con Proyecto
Población Actual (Habitantes)		5.845	5.845
N° viviendas		1.268	1.268
Tasa de crecimiento anual		5,24%	5,24%
Densidad por lote (hab/lote)		4,57	4,57
Porcentaje de pérdidas		32,63%	20,00%
Población actual con conexiones agua (red pública)		5.672	5.672

Fuente: INEI, Información Comercial, Catastro GIS de SEDAPAL, Anuario Estadístico SEDAPAL 2014

Dotaciones (solo para verificación - no llenar)

De consumo - Sin considerar Pérdidas	137,6	137,3
De diseño - Por conexiones (litros / habitante - día)	137,6	137,3

Distrito	Codigo	Densidad Parcial
Puente Piedra	22	4,57

Distrito	Codigo	Tasa Parcial
Puente Piedra	22	5,24%

Cobertura de Agua Potable - SEDAPAL	2012	2013	2014
	94,59%	96,28%	97,04%

Benchmarking - SUNASS

Usuario	Tarifa	Medidor	Conexiones		Consumo (m3/mes/cnx)
			Parcial	Total	
Social	T01	C/Med	0	1	58,83
	T01	S/Med	1		64,71
Domestico	T02	C/Med	1.139	1.195	18,44
	T02	S/Med	56		23,97
Comercial	T03	C/Med	2	2	58,83
	T03	S/Med	0		64,71
Industrial	T04	C/Med	0	0	102,00
	T04	S/Med	0		112,20
Estatad	T05	C/Med	0	0	108,50
	T05	S/Med	0		0,00
Multifam. No Ind.	T06	C/Med	34	35	25,00
	T06	S/Med	1		27,50
Multifam. Ind.	T07	C/Med	0	0	0,00
	T07	S/Med	0		0,00
Total Conexiones				1.233	

Caudales y Factores de Diseño	Coficiente
Caudal Máximo Diario ($Q_{md} = K1 * QP$)	$K1 = 1,2$
Caudal Máximo Horario ($Q_{mh} = K2 * QP$)	$K2 = 1,8$
Caudal de Retorno a Desagüe Promedio ($Q_{pd} = K3 * Qp$)	$K3 = 0,8$
Factor de Relacion de Consumos de Conex. Domesticas y Multifam. No Ind.	$f1 = 1,3$
Factor de Relacion de Consumos de Conex. Domesticas y Multifam. Ind.	$f2 = 0,0$
Densidad de Saturación	6 hab/día
Porcentaje Area Ocupada	70,00%
Población de Saturación	10645 hab

Fuente: Reglamento de Elaboración de Proyectos de SEDAPAL

Año		% Cobertura	% Usuarios Clandestinos	Medición			
				Doméstico	Multif. No Ind.	Multif. Ind.	Otros
Base	2015	97,04%	0,00%	95,31%	97,14%	0,00%	66,67%
-2	2016	97,80%	0,00%	95,81%	100,00%	0,00%	70,16%
-1	2017	98,56%	0,00%	96,31%	100,00%	0,00%	73,84%
0	2018	99,32%	0,00%	96,81%	100,00%	0,00%	77,71%
1	2019	100,00%	0,00%	100,00%	100,00%	100,00%	100,00%
2	2020	100,00%	0,00%	100,00%	100,00%	100,00%	100,00%
3	2021	100,00%	0,00%	100,00%	100,00%	100,00%	100,00%
4	2022	100,00%	0,00%	100,00%	100,00%	100,00%	100,00%
5	2023	100,00%	0,00%	100,00%	100,00%	100,00%	100,00%
6	2024	100,00%	0,00%	100,00%	100,00%	100,00%	100,00%
7	2025	100,00%	0,00%	100,00%	100,00%	100,00%	100,00%
8	2026	100,00%	0,00%	100,00%	100,00%	100,00%	100,00%
9	2027	100,00%	0,00%	100,00%	100,00%	100,00%	100,00%
10	2028	100,00%	0,00%	100,00%	100,00%	100,00%	100,00%
11	2029	100,00%	0,00%	100,00%	100,00%	100,00%	100,00%
12	2030	100,00%	0,00%	100,00%	100,00%	100,00%	100,00%
13	2031	100,00%	0,00%	100,00%	100,00%	100,00%	100,00%
14	2032	100,00%	0,00%	100,00%	100,00%	100,00%	100,00%
15	2033	100,00%	0,00%	100,00%	100,00%	100,00%	100,00%
16	2034	100,00%	0,00%	100,00%	100,00%	100,00%	100,00%
17	2035	100,00%	0,00%	100,00%	100,00%	100,00%	100,00%
18	2036	100,00%	0,00%	100,00%	100,00%	100,00%	100,00%
19	2037	100,00%	0,00%	100,00%	100,00%	100,00%	100,00%
20	2038	100,00%	0,00%	100,00%	100,00%	100,00%	100,00%

PROYECCIÓN DE LA DEMANDA DE ALCANTARILLADO - ÁREA DE DRENAJE 11

Año	Población		Cobertura		Viviendas Servidas	Población Servida	Consumo de Agua (litros/día)												Demanda de Desagüe																								
	Conexiones	Otros Medios	Domésticas				Comerciales		Industriales		Estatales		Sociales		Multifam. No Indiv.		Multifam. Indiv.		Total Conex.		Doméstico		Comercial		Industrial		Estatal		Social		Multifam. No Ind.		Multifam. Ind.		Total		Caudal Promedio		Caudal de Diseño				
			Con Medición	Sin Medición	Total	Con Medición	Sin Medición	Total	Con Medición	Sin Medición	Total	Con Medición	Sin Medición	Total	Con Medición	Sin Medición	Total	Con Medición	Sin Medición	Total	Con Medición	Sin Medición	Total	Con Medición	Sin Medición	Total	Con Medición	Sin Medición	Total	Con Medición	Sin Medición	Total	Con Medición	Sin Medición	Total	lit / día	lit / s	m3 / año	lit / día	lit / s	m3 / año		
Base	2015	5.845	97,04%	2,96%	1.139	56	1.195	2	0	2	0	0	0	0	1	1	1	34	1	35	0	0	0	0	0	0	1.175	58	1.233	744.849	3.922	0	0	2.157	29.250	0	780.178	624.143	7,22	227.812	1.123.457	13,00	410.062
-2	2016	6.151	97,80%	2,20%	1.215	53	1.268	2	0	2	0	0	0	0	1	1	1	37	0	37	0	0	0	0	0	0	1.254	54	1.308	789.167	3.922	0	0	2.157	30.833	0	826.079	660.863	7,65	241.215	1.189.554	13,77	434.187
-1	2017	6.473	98,56%	1,44%	1.295	50	1.345	2	0	2	0	0	0	0	1	1	1	39	0	39	0	0	0	0	0	0	1.336	51	1.387	835.943	3.922	0	0	2.157	32.500	0	874.522	699.618	8,10	255.361	1.259.312	14,58	459.649
0	2018	6.812	99,32%	0,68%	1.381	45	1.426	2	0	2	0	0	0	0	1	1	1	41	0	41	0	0	0	0	0	0	1.424	46	1.470	884.810	3.922	0	0	2.157	34.167	0	925.055	740.044	8,57	270.116	1.332.080	15,42	486.209
1	2019	7.169	100,00%	0,00%	1.511	0	1.511	3	0	3	1	0	1	1	2	0	2	44	0	44	0	0	0	0	0	0	1.562	0	1.562	928.761	5.883	3.400	3.617	3.922	36.667	0	982.250	785.800	9,09	286.817	1.414.440	16,37	516.270
2	2020	7.545	100,00%	0,00%	1.590	0	1.590	3	0	3	1	0	1	1	2	0	2	46	0	46	0	0	0	0	0	0	1.643	0	1.643	977.320	5.883	3.400	3.617	3.922	38.333	0	1.032.475	825.980	9,56	301.483	1.486.764	17,21	542.669
3	2021	7.940	100,00%	0,00%	1.673	0	1.673	4	0	4	2	0	2	2	3	0	3	49	0	49	0	0	0	0	0	0	1.733	0	1.733	1.028.337	7.844	6.800	7.233	5.883	40.833	0	1.096.931	877.545	10,16	320.304	1.579.581	18,28	576.547
4	2022	8.356	100,00%	0,00%	1.761	0	1.761	4	0	4	2	0	2	2	3	0	3	51	0	51	0	0	0	0	0	0	1.823	0	1.823	1.082.428	7.844	6.800	7.233	5.883	42.500	0	1.152.688	922.151	10,67	336.585	1.659.871	19,21	605.853
5	2023	8.794	100,00%	0,00%	1.853	0	1.853	4	0	4	2	0	2	2	3	0	3	54	0	54	0	0	0	0	0	0	1.918	0	1.918	1.138.977	7.844	6.800	7.233	5.883	45.000	0	1.211.738	969.390	11,22	353.827	1.744.902	20,20	636.889
6	2024	9.255	100,00%	0,00%	1.950	0	1.950	4	0	4	2	0	2	2	3	0	3	57	0	57	0	0	0	0	0	0	2.018	0	2.018	1.198.600	7.844	6.800	7.233	5.883	47.500	0	1.273.860	1.019.088	11,80	371.967	1.834.359	21,23	669.541
7	2025	9.740	100,00%	0,00%	2.052	0	2.052	4	0	4	2	0	2	2	3	0	3	60	0	60	0	0	0	0	0	0	2.123	0	2.123	1.261.296	7.844	6.800	7.233	5.883	50.000	0	1.339.056	1.071.245	12,40	391.004	1.928.241	22,32	703.808
8	2026	10.250	100,00%	0,00%	2.159	0	2.159	5	0	5	3	0	3	3	4	0	4	64	0	64	0	0	0	0	0	0	2.238	0	2.238	1.327.065	9.805	10.200	10.850	7.844	53.333	0	1.419.098	1.135.278	13,14	414.377	2.043.501	23,65	745.878
9	2027	10.787	100,00%	0,00%	2.272	0	2.272	5	0	5	3	0	3	3	4	0	4	67	0	67	0	0	0	0	0	0	2.354	0	2.354	1.396.523	9.805	10.200	10.850	7.844	55.833	0	1.491.055	1.192.844	13,81	435.388	2.147.119	24,85	783.699
10	2028	11.352	100,00%	0,00%	2.391	0	2.391	5	0	5	3	0	3	3	4	0	4	71	0	71	0	0	0	0	0	0	2.477	0	2.477	1.469.668	9.805	10.200	10.850	7.844	59.167	0	1.567.534	1.254.027	14,51	457.720	2.257.248	26,13	823.896
11	2029	11.947	100,00%	0,00%	2.516	0	2.516	5	0	5	3	0	3	3	4	0	4	75	0	75	0	0	0	0	0	0	2.606	0	2.606	1.546.501	9.805	10.200	10.850	7.844	62.500	0	1.647.700	1.318.160	15,26	481.128	2.372.688	27,46	866.031
12	2030	12.573	100,00%	0,00%	2.648	0	2.648	5	0	5	3	0	3	3	4	0	4	78	0	78	0	0	0	0	0	0	2.741	0	2.741	1.627.637	9.805	10.200	10.850	7.844	65.000	0	1.731.336	1.385.069	16,03	505.550	2.493.124	28,86	909.990
13	2031	13.232	100,00%	0,00%	2.787	0	2.787	5	0	5	3	0	3	3	4	0	4	82	0	82	0	0	0	0	0	0	2.884	0	2.884	1.713.076	9.805	10.200	10.850	7.844	68.333	0	1.820.108	1.456.087	16,85	531.472	2.620.956	30,34	956.649
14	2032	13.925	100,00%	0,00%	2.933	0	2.933	5	0	5	3	0	3	3	4	0	4	87	0	87	0	0	0	0	0	0	3.035	0	3.035	1.802.817	9.805	10.200	10.850	7.844	72.500	0	1.914.016	1.531.213	17,72	558.893	2.756.184	31,90	1.006.007
15	2033	14.655	100,00%	0,00%	3.087	0	3.087	5	0	5	3	0	3	3	4	0	4	91	0	91	0	0	0	0	0	0	3.193	0	3.193	1.897.476	9.805	10.200	10.850	7.844	75.833	0	2.012.008	1.609.607	18,63	587.506	2.897.292	33,53	1.057.512
16	2034	15.423	100,00%	0,00%	3.249	0	3.249	5	0	5	3	0	3	3	4	0	4	96	0	96	0	0	0	0	0	0	3.360	0	3.360	1.997.052	9.805	10.200	10.850	7.844	80.000	0	2.115.751	1.692.601	19,59	617.799	3.046.681	35,26	1.112.039
17	2035	16.231	100,00%	0,00%	3.419	0	3.419	5	0	5	3	0	3	3	4	0	4	101	0	101	0	0	0	0	0	0	3.535	0	3.535	2.101.545	9.805	10.200	10.850	7.844	84.167	0	2.224.411	1.779.529	20,60	649.528	3.203.152	37,07	1.169.150
18	2036	17.082	100,00%	0,00%	3.598	0	3.598	6	0	6	4	0	4	4	5	0	5	106	0	106	0	0	0	0	0	0	3.723	0	3.723	2.211.571	11.766	13.600	14.467	9.805	88.333	0	2.349.542	1.879.633	21,76	686.066	3.383.340	39,16	1.234.919
19	2037	17.977	100,00%	0,00%	3.787	0	3.787	6	0	6	4	0	4	4	5	0	5	111	0	111	0	0	0	0	0	0	3.917	0	3.917	2.327.743	11.766	13.600	14.467	9.805	92.500	0	2.469.880	1.975.904	22,87	721.205	3.556.628	41,16	1.298.169
20	2038	18.919	100,00%	0,00%	3.985	0	3.985	6	0	6	4	0	4	4	5	0	5	118	0	118	0	0	0	0	0	0	4.122	0	4.122	2.449.447	11.766	13.600	14.467	9.805	98.333	0	2.597.418	2.077.934	24,05	758.446	3.740.281	43,29	1.365.203

Área de Drenaje:	AD-12	Sin Proyecto	Con Proyecto
Población Actual (Habitantes)		3.295	3.295
N° viviendas		682	682
Tasa de crecimiento anual		5,24%	5,24%
Densidad por lote (hab/lote)		4,57	4,57
Porcentaje de pérdidas		32,63%	20,00%
Población actual con conexiones agua (red pública)		3.198	3.198

Fuente: INEI, Información Comercial, Catastro GIS de SEDAPAL, Anuario Estadístico SEDAPAL 2014

Dotaciones (solo para verificación - no llenar)

De consumo - Sin considerar Pérdidas	149,4	142,6
De diseño - Por conexiones (litros / habitante - día)	149,4	142,6

Distrito	Codigo	Densidad Parcial
Puente Piedra	22	4,57

Distrito	Codigo	Tasa Parcial
Puente Piedra	22	5,24%

Cobertura de Agua Potable - SEDAPAL	2012	2013	2014
	94,59%	96,28%	97,04%

Benchmarking - SUNASS

Usuario	Tarifa	Medidor	Conexiones		Consumo (m3/mes/cnx)
			Parcial	Total	
Social	T01	C/Med	1	1	58,83
	T01	S/Med	0		64,71
Domestico	T02	C/Med	521	551	18,44
	T02	S/Med	30		23,97
Comercial	T03	C/Med	13	18	58,83
	T03	S/Med	5		64,71
Industrial	T04	C/Med	0	0	102,00
	T04	S/Med	0		112,20
Estatad	T05	C/Med	0	0	108,50
	T05	S/Med	0		0,00
Multifam. No Ind.	T06	C/Med	103	111	25,00
	T06	S/Med	8		27,50
Multifam. Ind.	T07	C/Med	0	0	0,00
	T07	S/Med	0		0,00
Total Conexiones				681	

Caudales y Factores de Diseño	Coficiente
Caudal Máximo Diario ($Q_{md} = K1 * QP$)	$K1 = 1,2$
Caudal Máximo Horario ($Q_{mh} = K2 * QP$)	$K2 = 1,8$
Caudal de Retorno a Desagüe Promedio ($Q_{pd} = K3 * Qp$)	$K3 = 0,8$
Factor de Relacion de Consumos de Conex. Domesticas y Multifam. No Ind.	$f1 = 1,3$
Factor de Relacion de Consumos de Conex. Domesticas y Multifam. Ind.	$f2 = 0,0$
Densidad de Saturación	6 hab/día
Porcentaje Area Ocupada	90,00%
Población de Saturación	4668 hab

Fuente: Reglamento de Elaboración de Proyectos de SEDAPAL

Año		% Cobertura	% Usuarios Clandestinos	Medición			
				Doméstico	Multif. No Ind.	Multif. Ind.	Otros
Base	2015	97,04%	0,00%	94,56%	92,79%	0,00%	73,68%
-2	2016	97,80%	0,00%	95,06%	97,66%	0,00%	77,55%
-1	2017	98,56%	0,00%	95,56%	100,00%	0,00%	81,61%
0	2018	99,32%	0,00%	96,06%	100,00%	0,00%	85,88%
1	2019	100,00%	0,00%	100,00%	100,00%	100,00%	100,00%
2	2020	100,00%	0,00%	100,00%	100,00%	100,00%	100,00%
3	2021	100,00%	0,00%	100,00%	100,00%	100,00%	100,00%
4	2022	100,00%	0,00%	100,00%	100,00%	100,00%	100,00%
5	2023	100,00%	0,00%	100,00%	100,00%	100,00%	100,00%
6	2024	100,00%	0,00%	100,00%	100,00%	100,00%	100,00%
7	2025	100,00%	0,00%	100,00%	100,00%	100,00%	100,00%
8	2026	100,00%	0,00%	100,00%	100,00%	100,00%	100,00%
9	2027	100,00%	0,00%	100,00%	100,00%	100,00%	100,00%
10	2028	100,00%	0,00%	100,00%	100,00%	100,00%	100,00%
11	2029	100,00%	0,00%	100,00%	100,00%	100,00%	100,00%
12	2030	100,00%	0,00%	100,00%	100,00%	100,00%	100,00%
13	2031	100,00%	0,00%	100,00%	100,00%	100,00%	100,00%
14	2032	100,00%	0,00%	100,00%	100,00%	100,00%	100,00%
15	2033	100,00%	0,00%	100,00%	100,00%	100,00%	100,00%
16	2034	100,00%	0,00%	100,00%	100,00%	100,00%	100,00%
17	2035	100,00%	0,00%	100,00%	100,00%	100,00%	100,00%
18	2036	100,00%	0,00%	100,00%	100,00%	100,00%	100,00%
19	2037	100,00%	0,00%	100,00%	100,00%	100,00%	100,00%
20	2038	100,00%	0,00%	100,00%	100,00%	100,00%	100,00%

PROYECCIÓN DE LA DEMANDA DE ALCANTARILLADO - ÁREA DE DRENAJE 12

Año	Población			Cobertura		Consumo de Agua (l/día)												Demanda de Desagüe																		
	Conexiones		Otros Medios	Viviendas		Domésticas				Comerciales		Industriales		Estatales		Sociales		Multifam. No Indiv.		Multifam. Indiv.		Total Conex.		Consumo de Agua (l/día)				Caudal Promedio		Caudal de Diseño						
	Con Medición	Sin Medición	Total	Con Medición	Sin Medición	Total	Con Medición	Sin Medición	Total	Con Medición	Sin Medición	Total	Con Medición	Sin Medición	Total	Con Medición	Sin Medición	Total	Con Medición	Sin Medición	Total	Doméstico	Comercial	Industrial	Estatal	Social	Multifam. No Ind.	Multifam. Ind.	Grandes Consumidores	Total	lt / día	lt / s	m ³ / año	lt / día	lt / s	m ³ / año
Base 2015	3,295	97,04%	2,96%	700	521	30	551	13	5	18	0	0	0	0	1	103	8	111	0	0	0	344,211	36,278	0	0	1,961	93,167	0	1,967	477,584	382,067	4,42	139,454	687,720	7,96	251,018
-2	3,468	97,80%	2,20%	743	556	29	585	13	5	18	0	0	0	0	1	114	3	117	0	0	0	364,926	36,278	0	0	1,961	97,750	0	1,967	502,881	402,305	4,66	146,841	724,149	8,38	264,314
-1	3,650	98,56%	1,44%	788	592	28	620	13	5	18	0	0	0	0	1	125	0	125	0	0	0	386,255	36,278	0	0	1,961	104,167	0	1,967	530,627	424,502	4,91	154,943	764,103	8,84	278,898
0	3,841	99,32%	0,68%	835	632	26	658	13	5	18	0	0	0	0	1	132	0	132	0	0	0	409,243	36,278	0	0	1,961	110,000	0	1,967	559,449	447,559	5,18	163,359	805,607	9,32	294,046
1	4,042	100,00%	0,00%	885	697	0	697	19	0	19	1	1	0	1	2	140	0	140	0	0	0	428,423	37,259	3,400	3,617	3,922	116,667	0	1,967	595,254	476,203	5,51	173,814	857,165	9,92	312,865
2	4,254	100,00%	0,00%	931	734	0	734	19	0	19	1	1	0	1	2	147	0	147	0	0	0	451,165	37,259	3,400	3,617	3,922	122,500	0	1,967	623,830	499,064	5,78	182,158	896,315	10,40	327,885
3	4,477	100,00%	0,00%	980	772	0	772	20	0	20	2	2	0	2	3	155	0	155	0	0	0	474,523	39,220	6,800	7,233	5,883	129,167	0	1,967	664,792	531,834	6,16	194,119	957,301	11,08	349,415
4	4,712	100,00%	0,00%	1,032	813	0	813	20	0	20	2	2	0	2	3	163	0	163	0	0	0	499,724	39,220	6,800	7,233	5,883	135,833	0	1,967	696,660	557,328	6,45	203,425	1,003,191	11,61	366,165
5	4,959	100,00%	0,00%	1,086	856	0	856	20	0	20	2	2	0	2	3	171	0	171	0	0	0	526,155	39,220	6,800	7,233	5,883	142,500	0	1,967	729,758	583,806	6,76	213,089	1,050,851	12,16	383,561
6	5,219	100,00%	0,00%	1,143	901	0	901	20	0	20	2	2	0	2	3	180	0	180	0	0	0	553,815	39,220	6,800	7,233	5,883	150,000	0	1,967	764,918	611,934	7,08	223,356	1,101,481	12,75	402,041
7	5,492	100,00%	0,00%	1,203	948	0	948	20	0	20	2	2	0	2	3	189	0	189	0	0	0	582,704	39,220	6,800	7,233	5,883	157,500	0	1,967	801,307	641,046	7,42	233,982	1,153,882	13,36	421,167
8	5,780	100,00%	0,00%	1,266	998	0	998	21	0	21	3	3	0	3	4	199	0	199	0	0	0	613,437	41,181	10,200	10,850	7,844	165,833	0	1,967	851,312	681,050	7,88	248,583	1,225,890	14,19	447,450
9	6,083	100,00%	0,00%	1,332	1,050	0	1,050	21	0	21	3	3	0	3	4	210	0	210	0	0	0	645,400	41,181	10,200	10,850	7,844	175,000	0	1,967	892,442	713,953	8,26	260,593	1,285,116	14,87	469,067
10	6,402	100,00%	0,00%	1,402	1,105	0	1,105	21	0	21	3	3	0	3	4	221	0	221	0	0	0	679,207	41,181	10,200	10,850	7,844	184,167	0	1,967	935,415	748,332	8,66	273,141	1,346,998	15,59	491,654
11	6,737	100,00%	0,00%	1,475	1,163	0	1,163	21	0	21	3	3	0	3	4	232	0	232	0	0	0	714,857	41,181	10,200	10,850	7,844	193,333	0	1,967	980,232	784,186	9,08	286,228	1,411,535	16,34	515,210
12	7,090	100,00%	0,00%	1,552	1,224	0	1,224	21	0	21	3	3	0	3	4	244	0	244	0	0	0	752,352	41,181	10,200	10,850	7,844	203,333	0	1,967	1,027,727	822,182	9,52	300,096	1,479,927	17,13	540,173
13	7,462	100,00%	0,00%	1,634	1,288	0	1,288	21	0	21	3	3	0	3	4	257	0	257	0	0	0	791,691	41,181	10,200	10,850	7,844	214,167	0	1,967	1,077,899	862,319	9,98	314,747	1,552,175	17,96	566,544
14	7,853	100,00%	0,00%	1,720	1,355	0	1,355	21	0	21	3	3	0	3	4	271	0	271	0	0	0	832,873	41,181	10,200	10,850	7,844	225,833	0	1,967	1,130,748	904,599	10,47	330,179	1,628,278	18,85	594,321
15	8,264	100,00%	0,00%	1,810	1,426	0	1,426	21	0	21	3	3	0	3	4	285	0	285	0	0	0	876,515	41,181	10,200	10,850	7,844	237,500	0	1,967	1,186,056	948,845	10,98	346,328	1,707,921	19,77	623,391
16	8,697	100,00%	0,00%	1,904	1,501	0	1,501	21	0	21	3	3	0	3	4	300	0	300	0	0	0	922,615	41,181	10,200	10,850	7,844	250,000	0	1,967	1,244,666	995,725	11,52	363,440	1,792,305	20,74	654,191
17	9,153	100,00%	0,00%	2,004	1,580	0	1,580	21	0	21	3	3	0	3	4	316	0	316	0	0	0	971,173	41,181	10,200	10,850	7,844	263,333	0	1,967	1,306,548	1,045,239	12,10	381,512	1,881,430	21,78	686,722
18	9,633	100,00%	0,00%	2,109	1,663	0	1,663	22	0	22	4	4	0	4	5	332	0	332	0	0	0	1,022,191	43,142	13,600	14,467	9,805	276,667	0	1,967	1,381,838	1,105,470	12,79	403,497	1,989,846	23,03	726,294
19	10,138	100,00%	0,00%	2,220	1,750	0	1,750	22	0	22	4	4	0	4	5	350	0	350	0	0	0	1,075,667	43,142	13,600	14,467	9,805	291,667	0	1,967	1,450,314	1,160,251	13,43	423,492	2,088,452	24,17	762,285
20	10,669	100,00%	0,00%	2,336	1,842	0	1,842	22	0	22	4	4	0	4	5	368	0	368	0	0	0	1,132,216	43,142	13,600	14,467	9,805	306,667	0	1,967	1,521,863	1,217,490	14,09	444,384	2,191,483	25,36	799,891

Área de Drenaje:	AD-13A	Sin Proyecto	Con Proyecto
Población Actual (Habitantes)		6.796	6.796
N° viviendas		1.460	1.460
Tasa de crecimiento anual		5,24%	5,24%
Densidad por lote (hab/lote)		4,57	4,57
Porcentaje de pérdidas		32,63%	20,00%
Población actual con conexiones agua (red pública)		6.595	6.595

Fuente: INEI, Información Comercial, Catastro GIS de SEDAPAL, Anuario Estadístico SEDAPAL 2014

Dotaciones (solo para verificación - no llenar)

De consumo - Sin considerar Pérdidas	151,1	140,7
De diseño - Por conexiones (litros / habitante - día)	151,1	140,7

Distrito	Codigo	Densidad Parcial
Puente Piedra	22	4,57

Distrito	Codigo	Tasa Parcial
Puente Piedra	22	5,24%

Cobertura de Agua Potable - SEDAPAL	2012	2013	2014
	94,59%	96,28%	97,04%

Benchmarking - SUNASS

Usuario	Tarifa	Medidor	Conexiones		Consumo (m3/mes/cnx)
			Parcial	Total	
Social	T01	C/Med	4	9	58,83
	T01	S/Med	5		64,71
Domestico	T02	C/Med	1.243	1.339	18,44
	T02	S/Med	96		23,97
Comercial	T03	C/Med	3	3	58,83
	T03	S/Med	0		64,71
Industrial	T04	C/Med	0	0	102,00
	T04	S/Med	0		112,20
Estatad	T05	C/Med	1	1	108,50
	T05	S/Med	0		0,00
Multifam. No Ind.	T06	C/Med	66	78	25,00
	T06	S/Med	12		27,50
Multifam. Ind.	T07	C/Med	0	0	0,00
	T07	S/Med	0		0,00
Total Conexiones				1.430	

Caudales y Factores de Diseño	Coefficiente
Caudal Máximo Diario ($Q_{md} = K1 * QP$)	$K1 = 1,2$
Caudal Máximo Horario ($Q_{mh} = K2 * QP$)	$K2 = 1,8$
Caudal de Retorno a Desagüe Promedio ($Q_{pd} = K3 * Qp$)	$K3 = 0,8$
Factor de Relacion de Consumos de Conex. Domesticas y Multifam. No Ind.	$f1 = 1,3$
Factor de Relacion de Consumos de Conex. Domesticas y Multifam. Ind.	$f2 = 0,0$
Densidad de Saturación	6 hab/día
Porcentaje Area Ocupada	70,00%
Población de Saturación	12378 hab

Fuente: Reglamento de Elaboración de Proyectos de SEDAPAL

Año		% Cobertura	% Usuarios Clandestinos	Medición			
				Doméstico	Multif. No Ind.	Multif. Ind.	Otros
Base	2015	97,04%	0,00%	92,83%	84,62%	0,00%	61,54%
-2	2016	97,80%	0,00%	93,33%	89,05%	0,00%	64,76%
-1	2017	98,56%	0,00%	93,83%	93,72%	0,00%	68,16%
0	2018	99,32%	0,00%	94,33%	100,00%	0,00%	71,73%
1	2019	100,00%	0,00%	100,00%	100,00%	100,00%	100,00%
2	2020	100,00%	0,00%	100,00%	100,00%	100,00%	100,00%
3	2021	100,00%	0,00%	100,00%	100,00%	100,00%	100,00%
4	2022	100,00%	0,00%	100,00%	100,00%	100,00%	100,00%
5	2023	100,00%	0,00%	100,00%	100,00%	100,00%	100,00%
6	2024	100,00%	0,00%	100,00%	100,00%	100,00%	100,00%
7	2025	100,00%	0,00%	100,00%	100,00%	100,00%	100,00%
8	2026	100,00%	0,00%	100,00%	100,00%	100,00%	100,00%
9	2027	100,00%	0,00%	100,00%	100,00%	100,00%	100,00%
10	2028	100,00%	0,00%	100,00%	100,00%	100,00%	100,00%
11	2029	100,00%	0,00%	100,00%	100,00%	100,00%	100,00%
12	2030	100,00%	0,00%	100,00%	100,00%	100,00%	100,00%
13	2031	100,00%	0,00%	100,00%	100,00%	100,00%	100,00%
14	2032	100,00%	0,00%	100,00%	100,00%	100,00%	100,00%
15	2033	100,00%	0,00%	100,00%	100,00%	100,00%	100,00%
16	2034	100,00%	0,00%	100,00%	100,00%	100,00%	100,00%
17	2035	100,00%	0,00%	100,00%	100,00%	100,00%	100,00%
18	2036	100,00%	0,00%	100,00%	100,00%	100,00%	100,00%
19	2037	100,00%	0,00%	100,00%	100,00%	100,00%	100,00%
20	2038	100,00%	0,00%	100,00%	100,00%	100,00%	100,00%

PROYECCIÓN DE LA DEMANDA DE ALCANTARILLADO - ÁREA DE DRENAJE 13A

Año	Población	Cobertura		Consumo de Agua (l/día)												Demanda de Desagüe																
		Conexiones	Otros Medios	Viviendas Servidas	Domésticos				Industriales				Comerciales				Estatales		Social		Multifam. No Ind.		Multifam. Ind.	Grandes Consumidores	Total	Caudal Promedio		Caudal de Diseño				
					Domésticos		Comerciales		Industriales		Estatales		Social		Multifam. No Ind.		lt / día	m ³ / año	lt / día	m ³ / año												
Base 2015	6.796	97,04%	2,96%	1.444	3	0	0	1	0	1	0	1	0	1	0	1	1430	840.735	5.883	0	3.617	18.629	66.000	0	61.733	996.597	797.277	9.23	291.006	1.435.099	16,61	523.811
-2	2016	7.153	97,80%	2,20%	1.532	3	0	1	0	1	0	1	0	1	0	1	1516	890.338	5.883	0	3.617	18.629	69.917	0	61.733	1.050.117	840.094	9,72	306.634	1.512.168	17,50	551.941
-1	2017	7.528	98,56%	1,44%	1.625	3	0	1	0	1	0	1	0	1	0	1	1607	942.831	5.883	0	3.617	18.629	73.833	0	61.733	1.106.526	885.221	10,25	323.106	1.593.398	18,44	581.590
0	2018	7.922	99,32%	0,68%	1.723	3	0	1	0	1	0	1	0	1	0	1	1703	998.397	5.883	0	3.617	18.629	77.500	0	61.733	1.165.759	932.607	10,79	340.402	1.678.693	19,43	612.723
1	2019	8.337	100,00%	0,00%	1.825	4	0	2	0	2	0	2	0	2	0	2	1808	1.040.016	7.844	3.400	7.233	19.610	82.500	0	61.733	1.222.337	977.869	11,32	356.922	1.760.165	20,37	642.460
2	2020	8.774	100,00%	0,00%	1.921	4	0	2	0	2	0	2	0	2	0	2	1902	1.094.721	7.844	3.400	7.233	19.610	86.667	0	61.733	1.281.209	1.024.967	11,86	374.113	1.844.940	21,35	673.403
3	2021	9.234	100,00%	0,00%	2.022	5	0	3	0	3	0	3	0	3	0	3	2005	1.151.885	9.805	6.800	10.850	21.571	91.667	0	61.733	1.354.311	1.083.449	12,54	395.459	1.950.208	22,57	711.826
4	2022	9.718	100,00%	0,00%	2.128	5	0	3	0	3	0	3	0	3	0	3	2109	1.212.123	9.805	6.800	10.850	21.571	96.667	0	61.733	1.419.549	1.135.639	13,14	414.508	2.044.150	23,66	746.115
5	2023	10.227	100,00%	0,00%	2.239	5	0	3	0	3	0	3	0	3	0	3	2218	1.275.433	9.805	6.800	10.850	21.571	101.667	0	61.733	1.487.859	1.190.287	13,78	434.455	2.142.517	24,80	782.019
6	2024	10.763	100,00%	0,00%	2.357	5	0	3	0	3	0	3	0	3	0	3	2333	1.342.432	9.805	6.800	10.850	21.571	106.667	0	61.733	1.559.858	1.247.886	14,44	455.479	2.246.196	26,00	819.861
7	2025	11.327	100,00%	0,00%	2.480	5	0	3	0	3	0	3	0	3	0	3	2454	1.412.504	9.805	6.800	10.850	21.571	112.500	0	61.733	1.635.763	1.308.611	15,15	477.643	2.355.499	27,26	859.757
8	2026	11.921	100,00%	0,00%	2.610	6	0	3	0	3	0	3	0	3	0	3	2586	1.486.879	11.766	10.200	14.467	23.532	118.333	0	61.733	1.726.910	1.381.528	15,99	504.258	2.486.750	28,78	907.664
9	2027	12.546	100,00%	0,00%	2.747	6	0	3	0	3	0	3	0	3	0	3	2720	1.564.941	11.766	10.200	14.467	23.532	124.167	0	61.733	1.810.806	1.448.645	16,77	528.755	2.607.561	30,18	951.760
10	2028	13.203	100,00%	0,00%	2.891	6	0	3	0	3	0	3	0	3	0	3	2861	1.646.692	11.766	10.200	14.467	23.532	130.833	0	61.733	1.899.223	1.519.379	17,59	554.573	2.734.882	31,65	998.232
11	2029	13.895	100,00%	0,00%	3.042	6	0	3	0	3	0	3	0	3	0	3	3010	1.732.745	11.766	10.200	14.467	23.532	138.333	0	61.733	1.992.777	1.594.221	18,45	581.891	2.869.598	33,21	1.047.403
12	2030	14.623	100,00%	0,00%	3.202	6	0	3	0	3	0	3	0	3	0	3	3166	1.823.716	11.766	10.200	14.467	23.532	145.000	0	61.733	2.090.414	1.672.331	19,36	610.401	3.010.196	34,84	1.098.722
13	2031	15.389	100,00%	0,00%	3.370	6	0	3	0	3	0	3	0	3	0	3	3331	1.918.989	11.766	10.200	14.467	23.532	153.333	0	61.733	2.194.021	1.755.217	20,32	640.654	3.159.390	36,57	1.153.177
14	2032	16.195	100,00%	0,00%	3.546	6	0	3	0	3	0	3	0	3	0	3	3504	2.019.795	11.766	10.200	14.467	23.532	160.833	0	61.733	2.302.326	1.841.861	21,32	672.279	3.315.349	38,37	1.210.103
15	2033	17.044	100,00%	0,00%	3.732	6	0	3	0	3	0	3	0	3	0	3	3686	2.125.517	11.766	10.200	14.467	23.532	169.167	0	61.733	2.416.382	1.933.106	22,37	705.584	3.479.590	40,27	1.270.050
16	2034	17.937	100,00%	0,00%	3.928	6	0	3	0	3	0	3	0	3	0	3	3878	2.236.772	11.766	10.200	14.467	23.532	178.333	0	61.733	2.536.803	2.029.443	23,49	740.747	3.652.997	42,28	1.333.344
17	2035	18.877	100,00%	0,00%	4.133	6	0	3	0	3	0	3	0	3	0	3	4080	2.354.173	11.766	10.200	14.467	23.532	187.500	0	61.733	2.663.371	2.130.697	24,66	777.704	3.835.255	44,39	1.399.868
18	2036	19.866	100,00%	0,00%	4.350	7	0	4	0	4	0	4	0	4	0	4	4297	2.477.721	13.727	13.600	18.083	25.493	197.500	0	61.733	2.807.858	2.246.286	26,00	819.895	4.043.316	46,80	1.475.810
19	2037	20.907	100,00%	0,00%	4.578	7	0	4	0	4	0	4	0	4	0	4	4520	2.607.416	13.727	13.600	18.083	25.493	207.500	0	61.733	2.947.563	2.358.042	27,29	860.685	4.244.476	49,13	1.549.234
20	2038	22.003	100,00%	0,00%	4.818	7	0	4	0	4	0	4	0	4	0	4	4756	2.743.872	13.727	13.600	18.083	25.493	219.167	0	61.733	3.095.675	2.476.540	28,66	903.937	4.457.772	51,59	1.627.087

Área de Drenaje:	AD-13B	Sin Proyecto	Con Proyecto
Población Actual (Habitantes)		5.645	5.645
N° viviendas		1.213	1.213
Tasa de crecimiento anual		5,24%	5,24%
Densidad por lote (hab/lote)		4,57	4,57
Porcentaje de pérdidas		32,63%	20,00%
Población actual con conexiones agua (red pública)		5.478	5.478

Fuente: INEI, Información Comercial, Catastro GIS de SEDAPAL, Anuario Estadístico SEDAPAL 2014

Dotaciones (solo para verificación - no llenar)

De consumo - Sin considerar Pérdidas	160,2	143,7
De diseño - Por conexiones (litros / habitante - día)	160,2	143,7

Distrito	Codigo	Densidad Parcial
Puente Piedra	22	4,57

Distrito	Codigo	Tasa Parcial
Puente Piedra	22	5,24%

Cobertura de Agua Potable - SEDAPAL	2012	2013	2014
	94,59%	96,28%	97,04%

Benchmarking - SUNASS

Usuario	Tarifa	Medidor	Conexiones		Consumo (m3/mes/cnx)
			Parcial	Total	
Social	T01	C/Med	5	9	58,83
	T01	S/Med	4		64,71
Domestico	T02	C/Med	1.034	1.112	18,44
	T02	S/Med	78		23,97
Comercial	T03	C/Med	19	27	58,83
	T03	S/Med	8		64,71
Industrial	T04	C/Med	4	4	102,00
	T04	S/Med	0		112,20
Estatad	T05	C/Med	5	5	108,50
	T05	S/Med	0		0,00
Multifam. No Ind.	T06	C/Med	56	65	25,00
	T06	S/Med	9		27,50
Multifam. Ind.	T07	C/Med	0	0	0,00
	T07	S/Med	0		0,00
Total Conexiones				1.222	

Caudales y Factores de Diseño	Coficiente
Caudal Máximo Diario ($Q_{md} = K1 * QP$)	$K1 = 1,2$
Caudal Máximo Horario ($Q_{mh} = K2 * QP$)	$K2 = 1,8$
Caudal de Retorno a Desagüe Promedio ($Q_{pd} = K3 * Qp$)	$K3 = 0,8$
Factor de Relacion de Consumos de Conex. Domesticas y Multifam. No Ind.	$f1 = 1,3$
Factor de Relacion de Consumos de Conex. Domesticas y Multifam. Ind.	$f2 = 0,0$
Densidad de Saturación	6 hab/día
Porcentaje Area Ocupada	70,00%
Población de Saturación	10281 hab

Fuente: Reglamento de Elaboración de Proyectos de SEDAPAL

Año		% Cobertura	% Usuarios Clandestinos	Medición			
				Doméstico	Multif. No Ind.	Multif. Ind.	Otros
Base	2015	97,04%	0,00%	92,99%	86,15%	0,00%	73,33%
-2	2016	97,80%	0,00%	93,49%	90,67%	0,00%	77,18%
-1	2017	98,56%	0,00%	93,99%	95,42%	0,00%	81,22%
0	2018	99,32%	0,00%	94,49%	100,00%	0,00%	85,48%
1	2019	100,00%	0,00%	100,00%	100,00%	100,00%	100,00%
2	2020	100,00%	0,00%	100,00%	100,00%	100,00%	100,00%
3	2021	100,00%	0,00%	100,00%	100,00%	100,00%	100,00%
4	2022	100,00%	0,00%	100,00%	100,00%	100,00%	100,00%
5	2023	100,00%	0,00%	100,00%	100,00%	100,00%	100,00%
6	2024	100,00%	0,00%	100,00%	100,00%	100,00%	100,00%
7	2025	100,00%	0,00%	100,00%	100,00%	100,00%	100,00%
8	2026	100,00%	0,00%	100,00%	100,00%	100,00%	100,00%
9	2027	100,00%	0,00%	100,00%	100,00%	100,00%	100,00%
10	2028	100,00%	0,00%	100,00%	100,00%	100,00%	100,00%
11	2029	100,00%	0,00%	100,00%	100,00%	100,00%	100,00%
12	2030	100,00%	0,00%	100,00%	100,00%	100,00%	100,00%
13	2031	100,00%	0,00%	100,00%	100,00%	100,00%	100,00%
14	2032	100,00%	0,00%	100,00%	100,00%	100,00%	100,00%
15	2033	100,00%	0,00%	100,00%	100,00%	100,00%	100,00%
16	2034	100,00%	0,00%	100,00%	100,00%	100,00%	100,00%
17	2035	100,00%	0,00%	100,00%	100,00%	100,00%	100,00%
18	2036	100,00%	0,00%	100,00%	100,00%	100,00%	100,00%
19	2037	100,00%	0,00%	100,00%	100,00%	100,00%	100,00%
20	2038	100,00%	0,00%	100,00%	100,00%	100,00%	100,00%

PROYECCIÓN DE LA DEMANDA DE ALCANTARILLADO - ÁREA DE DRENAJE 13B

Año	Población	Cobertura		Consumo de Agua (l/día)																								Demanda de Desagüe														
		Conecciones	Otros Medios	Domésticas			Comerciales			Industriales			Estatales			Sociales			Multifam. No Indiv.			Multifam. Indiv.			Total Conex.		Multifam. Ind.	Grandes Consumidores	Caudal Promedio		Caudal de Diseño											
				Con Medición	Sin Medición	Total	Con Medición	Sin Medición	Total	Con Medición	Sin Medición	Total	Con Medición	Sin Medición	Total	Comercial	Industrial	Estatal	Social	Multifam. No Ind.	Multifam. Ind.	Total	lt / día	lt / s	m3 / año	lt / día			lt / s	m3 / año												
Base 2015	5.645	97,04%	2,96%	1.034	78	1.112	19	8	27	4	0	4	5	0	5	5	5	4	9	65	9	56	0	0	1.123	99	1.222	697.887	54.515	13.600	18.083	18.433	54.917	0	20.000	877.435	701.948	8,12	256.211	1.263.507	14,62	461.180
-2 2016	5.941	97,80%	2,20%	1.102	77	1.179	19	8	27	4	0	4	5	0	5	5	4	9	63	6	69	0	0	1.198	95	1.293	738.886	54.515	13.600	18.083	18.433	58.000	0	20.000	921.517	737.214	8,53	269.083	1.326.984	15,36	484.349	
-1 2017	6.252	98,56%	1,44%	1.175	75	1.250	19	8	27	4	0	4	5	0	5	5	4	9	71	3	74	0	0	1.279	90	1.369	782.158	54.515	13.600	18.083	18.433	61.917	0	20.000	968.706	774.965	8,97	282.862	1.394.937	16,15	509.152	
0 2018	6.580	99,32%	0,68%	1.253	73	1.326	19	8	27	4	0	4	5	0	5	5	4	9	78	0	78	0	0	1.364	85	1.449	828.504	54.515	13.600	18.083	18.433	65.000	0	20.000	1.018.136	814.509	9,43	297.296	1.466.115	16,97	535.132	
1 2019	6.925	100,00%	0,00%	1.405	0	1.405	28	0	28	5	0	5	6	0	6	10	0	10	83	0	83	0	0	1.537	0	1.537	863.607	54.908	17.000	21.700	19.610	69.167	0	20.000	1.065.991	852.793	9,87	311.269	1.535.028	17,77	560.285	
2 2020	7.288	100,00%	0,00%	1.479	0	1.479	28	0	28	5	0	5	6	0	6	10	0	10	87	0	87	0	0	1.615	0	1.615	909.092	54.908	17.000	21.700	19.610	72.500	0	20.000	1.114.810	891.848	10,32	325.525	1.605.326	18,58	585.944	
3 2021	7.670	100,00%	0,00%	1.557	0	1.557	29	0	29	6	0	6	7	0	7	11	0	11	91	0	91	0	0	1.701	0	1.701	957.036	56.869	20.400	25.317	21.571	75.833	0	20.000	1.177.026	941.621	10,90	343.692	1.694.917	19,62	618.645	
4 2022	8.072	100,00%	0,00%	1.639	0	1.639	29	0	29	6	0	6	7	0	7	11	0	11	95	0	95	0	0	1.787	0	1.787	1.007.439	56.869	20.400	25.317	21.571	79.167	0	20.000	1.230.762	984.610	11,40	359.383	1.772.297	20,51	646.889	
5 2023	8.495	100,00%	0,00%	1.725	0	1.725	29	0	29	6	0	6	7	0	7	11	0	11	100	0	100	0	0	1.878	0	1.878	1.060.300	56.869	20.400	25.317	21.571	83.333	0	20.000	1.287.790	1.030.232	11,92	376.035	1.854.418	21,46	676.862	
6 2024	8.940	100,00%	0,00%	1.815	0	1.815	29	0	29	6	0	6	7	0	7	11	0	11	106	0	106	0	0	1.974	0	1.974	1.115.620	56.869	20.400	25.317	21.571	88.333	0	20.000	1.348.110	1.078.488	12,48	393.648	1.941.278	22,47	708.567	
7 2025	9.408	100,00%	0,00%	1.910	0	1.910	29	0	29	6	0	6	7	0	7	11	0	11	111	0	111	0	0	2.074	0	2.074	1.174.013	56.869	20.400	25.317	21.571	92.500	0	20.000	1.410.670	1.128.536	13,06	411.916	2.031.365	23,51	741.448	
8 2026	9.901	100,00%	0,00%	2.010	0	2.010	30	0	30	7	0	7	8	0	8	12	0	12	117	0	117	0	0	2.184	0	2.184	1.235.480	58.830	23.800	28.933	23.532	97.500	0	20.000	1.488.075	1.190.460	13,78	434.518	2.142.828	24,80	782.132	
9 2027	10.420	100,00%	0,00%	2.115	0	2.115	30	0	30	7	0	7	8	0	8	12	0	12	124	0	124	0	0	2.296	0	2.296	1.300.020	58.830	23.800	28.933	23.532	103.333	0	20.000	1.558.449	1.246.759	14,43	455.067	2.244.166	25,97	819.121	
10 2028	10.966	100,00%	0,00%	2.226	0	2.226	30	0	30	7	0	7	8	0	8	12	0	12	130	0	130	0	0	2.413	0	2.413	1.368.248	58.830	23.800	28.933	23.532	108.333	0	20.000	1.631.677	1.305.341	15,11	476.450	2.349.614	27,19	857.609	
11 2029	11.541	100,00%	0,00%	2.343	0	2.343	30	0	30	7	0	7	8	0	8	12	0	12	137	0	137	0	0	2.537	0	2.537	1.440.164	58.830	23.800	28.933	23.532	114.167	0	20.000	1.709.426	1.367.541	15,83	499.152	2.461.573	28,49	898.474	
12 2030	12.146	100,00%	0,00%	2.466	0	2.466	30	0	30	7	0	7	8	0	8	12	0	12	144	0	144	0	0	2.667	0	2.667	1.515.768	58.830	23.800	28.933	23.532	120.000	0	20.000	1.790.863	1.432.691	16,58	522.932	2.578.843	29,85	941.278	
13 2031	12.782	100,00%	0,00%	2.595	0	2.595	30	0	30	7	0	7	8	0	8	12	0	12	151	0	151	0	0	2.803	0	2.803	1.595.060	58.830	23.800	28.933	23.532	125.833	0	20.000	1.875.989	1.500.791	17,37	547.789	2.701.424	31,27	986.020	
14 2032	13.452	100,00%	0,00%	2.731	0	2.731	30	0	30	7	0	7	8	0	8	12	0	12	159	0	159	0	0	2.947	0	2.947	1.678.655	58.830	23.800	28.933	23.532	132.500	0	20.000	1.966.250	1.573.000	18,21	574.145	2.831.400	32,77	1.033.461	
15 2033	14.157	100,00%	0,00%	2.874	0	2.874	30	0	30	7	0	7	8	0	8	12	0	12	168	0	168	0	0	3.099	0	3.099	1.766.552	58.830	23.800	28.933	23.532	140.000	0	20.000	2.061.647	1.649.318	19,09	602.001	2.968.772	34,36	1.083.602	
16 2034	14.899	100,00%	0,00%	3.025	0	3.025	30	0	30	7	0	7	8	0	8	12	0	12	176	0	176	0	0	3.258	0	3.258	1.859.367	58.830	23.800	28.933	23.532	146.667	0	20.000	2.161.129	1.728.903	20,01	631.050	3.112.025	36,02	1.135.889	
17 2035	15.680	100,00%	0,00%	3.184	0	3.184	30	0	30	7	0	7	8	0	8	12	0	12	185	0	185	0	0	3.426	0	3.426	1.957.099	58.830	23.800	28.933	23.532	154.167	0	20.000	2.266.361	1.813.089	20,98	661.777	3.263.559	37,77	1.191.199	
18 2036	16.502	100,00%	0,00%	3.351	0	3.351	31	0	31	8	0	8	9	0	9	13	0	13	195	0	195	0	0	3.607	0	3.607	2.059.748	60.791	27.200	32.550	25.493	162.500	0	20.000	2.388.282	1.910.626	22,11	697.378	3.439.126	39,80	1.255.281	
19 2037	17.367	100,00%	0,00%	3.527	0	3.527	31	0	31	8	0	8	9	0	9	13	0	13	205	0	205	0	0	3.793	0	3.793	2.167.929	60.791	27.200	32.550	25.493	170.833	0	20.000	2.504.797	2.003.837	23,19	731.401	3.606.907	41,75	1.316.521	
20 2038	18.277	100,00%	0,00%	3.712	0	3.712	31	0	31	8	0	8	9	0	9	13	0	13	215	0	215	0	0	3.988	0	3.988	2.281.643	60.791	27.200	32.550	25.493	179.167	0	20.000	2.626.843	2.101.475	24,32	767.038	3.762.654	43,78	1.380.669	

Área de Drenaje:	AD-13C	Sin Proyecto	Con Proyecto
Población Actual (Habitantes)		4.695	4.695
N° viviendas		1.010	1.010
Tasa de crecimiento anual		5,24%	5,24%
Densidad por lote (hab/lote)		4,57	4,57
Porcentaje de pérdidas		32,63%	20,00%
Población actual con conexiones agua (red pública)		4.556	4.556

Fuente: INEI, Información Comercial, Catastro GIS de SEDAPAL, Anuario Estadístico SEDAPAL 2014

Dotaciones (solo para verificación - no llenar)

De consumo - Sin considerar Pérdidas	140,3	138,6
De diseño - Por conexiones (litros / habitante - día)	140,3	138,6

Distrito	Codigo	Densidad Parcial
Puente Piedra	22	4,57

Distrito	Codigo	Tasa Parcial
Puente Piedra	22	5,24%

Cobertura de Agua Potable - SEDAPAL	2012	2013	2014
	94,59%	96,28%	97,04%

Benchmarking - SUNASS

Usuario	Tarifa	Medidor	Conexiones		Consumo (m3/mes/cnx)
			Parcial	Total	
Social	T01	C/Med	0	0	58,83
	T01	S/Med	0		64,71
Domestico	T02	C/Med	883	930	18,44
	T02	S/Med	47		23,97
Comercial	T03	C/Med	5	5	58,83
	T03	S/Med	0		64,71
Industrial	T04	C/Med	1	2	102,00
	T04	S/Med	1		112,20
Estatad	T05	C/Med	0	0	108,50
	T05	S/Med	0		0,00
Multifam. No Ind.	T06	C/Med	44	50	25,00
	T06	S/Med	6		27,50
Multifam. Ind.	T07	C/Med	0	0	0,00
	T07	S/Med	0		0,00
Total Conexiones				987	

Caudales y Factores de Diseño	Coficiente
Caudal Máximo Diario ($Q_{md} = K1 * QP$)	$K1 = 1,2$
Caudal Máximo Horario ($Q_{mh} = K2 * QP$)	$K2 = 1,8$
Caudal de Retorno a Desagüe Promedio ($Q_{pd} = K3 * Qp$)	$K3 = 0,8$
Factor de Relacion de Consumos de Conex. Domesticas y Multifam. No Ind.	$f1 = 1,4$
Factor de Relacion de Consumos de Conex. Domesticas y Multifam. Ind.	$f2 = 0,0$
Densidad de Saturación	6 hab/día
Porcentaje Area Ocupada	90,00%
Población de Saturación	6651 hab

Fuente: Reglamento de Elaboración de Proyectos de SEDAPAL

Año		% Cobertura	% Usuarios Clandestinos	Medición			
				Doméstico	Multif. No Ind.	Multif. Ind.	Otros
Base	2015	97,04%	0,00%	94,95%	88,00%	0,00%	85,71%
-2	2016	97,80%	0,00%	95,45%	92,61%	0,00%	90,21%
-1	2017	98,56%	0,00%	95,95%	100,00%	0,00%	94,93%
0	2018	99,32%	0,00%	96,45%	100,00%	0,00%	100,00%
1	2019	100,00%	0,00%	100,00%	100,00%	100,00%	100,00%
2	2020	100,00%	0,00%	100,00%	100,00%	100,00%	100,00%
3	2021	100,00%	0,00%	100,00%	100,00%	100,00%	100,00%
4	2022	100,00%	0,00%	100,00%	100,00%	100,00%	100,00%
5	2023	100,00%	0,00%	100,00%	100,00%	100,00%	100,00%
6	2024	100,00%	0,00%	100,00%	100,00%	100,00%	100,00%
7	2025	100,00%	0,00%	100,00%	100,00%	100,00%	100,00%
8	2026	100,00%	0,00%	100,00%	100,00%	100,00%	100,00%
9	2027	100,00%	0,00%	100,00%	100,00%	100,00%	100,00%
10	2028	100,00%	0,00%	100,00%	100,00%	100,00%	100,00%
11	2029	100,00%	0,00%	100,00%	100,00%	100,00%	100,00%
12	2030	100,00%	0,00%	100,00%	100,00%	100,00%	100,00%
13	2031	100,00%	0,00%	100,00%	100,00%	100,00%	100,00%
14	2032	100,00%	0,00%	100,00%	100,00%	100,00%	100,00%
15	2033	100,00%	0,00%	100,00%	100,00%	100,00%	100,00%
16	2034	100,00%	0,00%	100,00%	100,00%	100,00%	100,00%
17	2035	100,00%	0,00%	100,00%	100,00%	100,00%	100,00%
18	2036	100,00%	0,00%	100,00%	100,00%	100,00%	100,00%
19	2037	100,00%	0,00%	100,00%	100,00%	100,00%	100,00%
20	2038	100,00%	0,00%	100,00%	100,00%	100,00%	100,00%

PROYECCIÓN DE LA DEMANDA DE ALCANTARILLADO - ÁREA DE DRENAJE 13C

Año	Cobertura		Conexiones												Consumo de Agua (litros)							Demanda de Desagüe										
	Población	Otros Medios	Domésticas		Comerciales		Industriales		Estatales		Sociales		Multifam. No Indiv.		Multifam. Indiv.		Total Conex.		Doméstico	Comercial	Industrial	Estatal	Social	Multifam. No Ind.	Multifam. Ind.	Total	lt / día	lt / s	m3 / año	lt / día	lt / s	m3 / año
Base 2015	4.695	97,04%	2,96%	883	47	930	5	0	5	1	1	2	0	0	0	0	0	0	0	0	0	0	0	0	0	639.415	511.532	5,92	186.709	920.758	10,66	336.077
-2	4.941	97,80%	2,20%	941	45	986	5	0	5	1	1	2	0	0	0	0	0	0	0	0	0	0	0	0	0	675.801	540.641	6,26	197.334	973.154	11,26	355.201
-1	5.200	98,56%	1,44%	1.004	42	1.046	5	0	5	1	1	2	0	0	0	0	0	0	0	0	0	0	0	0	0	714.295	571.436	6,61	208.574	1.028.585	11,90	375.433
0	5.472	99,32%	0,68%	1.070	39	1.109	5	0	5	1	1	2	0	0	0	0	0	0	0	0	0	0	0	0	0	755.799	604.639	7,00	220.693	1.088.351	12,60	397.248
1	5.759	100,00%	0,00%	1.175	0	1.175	6	0	6	3	0	3	1	0	0	0	0	0	0	0	0	0	0	0	0	803.110	642.488	7,44	234.508	1.156.479	13,39	422.115
2	6.061	100,00%	0,00%	1.237	0	1.237	6	0	6	3	0	3	1	0	0	0	0	0	0	0	0	0	0	0	0	843.720	674.976	7,81	246.366	1.214.956	14,06	443.459
3	6.379	100,00%	0,00%	1.302	0	1.302	7	0	7	4	0	4	2	0	0	0	0	0	0	0	0	0	0	0	0	897.112	717.689	8,31	261.957	1.291.841	14,95	471.522
4	6.713	100,00%	0,00%	1.370	0	1.370	7	0	7	4	0	4	2	0	0	0	0	0	0	0	0	0	0	0	0	942.242	753.794	8,72	275.135	1.356.829	15,70	495.243
5	7.065	100,00%	0,00%	1.442	0	1.442	7	0	7	4	0	4	2	0	0	0	0	0	0	0	0	0	0	0	0	989.832	791.865	9,17	289.031	1.425.358	16,50	520.256
6	7.435	100,00%	0,00%	1.518	0	1.518	7	0	7	4	0	4	2	0	0	0	0	0	0	0	0	0	0	0	0	1.039.046	831.237	9,62	303.402	1.496.227	17,32	546.123
7	7.825	100,00%	0,00%	1.598	0	1.598	7	0	7	4	0	4	2	0	0	0	0	0	0	0	0	0	0	0	0	1.091.553	873.242	10,11	318.733	1.571.836	18,19	573.720
8	8.235	100,00%	0,00%	1.682	0	1.682	8	0	8	5	0	5	3	0	0	0	0	0	0	0	0	0	0	0	0	1.158.290	926.632	10,72	338.221	1.667.938	19,30	608.797
9	8.667	100,00%	0,00%	1.770	0	1.770	8	0	8	5	0	5	3	0	0	0	0	0	0	0	0	0	0	0	0	1.216.548	973.238	11,26	355.232	1.751.829	20,28	639.417
10	9.121	100,00%	0,00%	1.863	0	1.863	8	0	8	5	0	5	3	0	0	0	0	0	0	0	0	0	0	0	0	1.277.045	1.021.636	11,82	372.897	1.838.945	21,28	671.215
11	9.599	100,00%	0,00%	1.961	0	1.961	8	0	8	5	0	5	3	0	0	0	0	0	0	0	0	0	0	0	0	1.341.449	1.073.159	12,42	391.703	1.931.687	22,36	705.066
12	10.102	100,00%	0,00%	2.064	0	2.064	8	0	8	5	0	5	3	0	0	0	0	0	0	0	0	0	0	0	0	1.408.926	1.127.141	13,05	411.406	2.028.854	23,48	740.532
13	10.631	100,00%	0,00%	2.172	0	2.172	8	0	8	5	0	5	3	0	0	0	0	0	0	0	0	0	0	0	0	1.480.310	1.184.248	13,71	432.251	2.131.647	24,67	778.051
14	11.188	100,00%	0,00%	2.286	0	2.286	8	0	8	5	0	5	3	0	0	0	0	0	0	0	0	0	0	0	0	1.555.382	1.244.306	14,40	454.172	2.239.751	25,92	817.509
15	11.774	100,00%	0,00%	2.406	0	2.406	8	0	8	5	0	5	3	0	0	0	0	0	0	0	0	0	0	0	0	1.634.142	1.307.314	15,13	477.170	2.353.165	27,24	868.905
16	12.391	100,00%	0,00%	2.532	0	2.532	8	0	8	5	0	5	3	0	0	0	0	0	0	0	0	0	0	0	0	1.717.424	1.373.939	15,90	501.488	2.473.090	28,62	902.678
17	13.040	100,00%	0,00%	2.665	0	2.665	8	0	8	5	0	5	3	0	0	0	0	0	0	0	0	0	0	0	0	1.805.008	1.444.006	16,71	527.062	2.599.211	30,08	948.712
18	13.723	100,00%	0,00%	2.805	0	2.805	9	0	9	6	0	6	4	0	0	0	0	0	0	0	0	0	0	0	0	1.907.833	1.526.266	17,67	557.087	2.747.280	31,80	1.002.757
19	14.442	100,00%	0,00%	2.952	0	2.952	9	0	9	6	0	6	4	0	0	0	0	0	0	0	0	0	0	0	0	2.004.856	1.603.885	18,56	585.418	2.886.992	33,41	1.053.752
20	15.199	100,00%	0,00%	3.107	0	3.107	9	0	9	6	0	6	4	0	0	0	0	0	0	0	0	0	0	0	0	2.106.796	1.685.437	19,51	615.184	3.033.786	35,11	1.107.332

Área de Drenaje:	AD-13D	Sin Proyecto	Con Proyecto
Población Actual (Habitantes)		2.567	2.567
N° viviendas		533	533
Tasa de crecimiento anual		5,24%	5,24%
Densidad por lote (hab/lote)		4,57	4,57
Porcentaje de pérdidas		32,63%	20,00%
Población actual con conexiones agua (red pública)		2.491	2.491

Fuente: INEI, Información Comercial, Catastro GIS de SEDAPAL, Anuario Estadístico SEDAPAL 2014

Dotaciones (solo para verificación - no llenar)

De consumo - Sin considerar Pérdidas	149,6	144,0
De diseño - Por conexiones (litros / habitante - día)	149,6	144,0

Distrito	Codigo	Densidad Parcial
Puente Piedra	22	4,57

Distrito	Codigo	Tasa Parcial
Puente Piedra	22	5,24%

Cobertura de Agua Potable - SEDAPAL	2012	2013	2014
	94,59%	96,28%	97,04%

Benchmarking - SUNASS

Usuario	Tarifa	Medidor	Conexiones		Consumo (m3/mes/cnx)
			Parcial	Total	
Social	T01	C/Med	0	0	58,83
	T01	S/Med	0		64,71
Domestico	T02	C/Med	405	432	18,44
	T02	S/Med	27		23,97
Comercial	T03	C/Med	13	14	58,83
	T03	S/Med	1		64,71
Industrial	T04	C/Med	1	1	102,00
	T04	S/Med	0		112,20
Estatad	T05	C/Med	0	0	108,50
	T05	S/Med	0		0,00
Multifam. No Ind.	T06	C/Med	82	85	25,00
	T06	S/Med	3		27,50
Multifam. Ind.	T07	C/Med	0	0	0,00
	T07	S/Med	0		0,00
Total Conexiones				532	

Caudales y Factores de Diseño	Coficiente
Caudal Máximo Diario ($Q_{md} = K1 * QP$)	$K1 = 1,2$
Caudal Máximo Horario ($Q_{mh} = K2 * QP$)	$K2 = 1,8$
Caudal de Retorno a Desagüe Promedio ($Q_{pd} = K3 * Qp$)	$K3 = 0,8$
Factor de Relacion de Consumos de Conex. Domesticas y Multifam. No Ind.	$f1 = 1,3$
Factor de Relacion de Consumos de Conex. Domesticas y Multifam. Ind.	$f2 = 0,0$
Densidad de Saturación	6 hab/día
Porcentaje Area Ocupada	95,00%
Población de Saturación	3445 hab

Fuente: Reglamento de Elaboración de Proyectos de SEDAPAL

Año		% Cobertura	% Usuarios Clandestinos	Medición			
				Doméstico	Multif. No Ind.	Multif. Ind.	Otros
Base	2015	97,04%	0,00%	93,75%	96,47%	0,00%	93,33%
-2	2016	97,80%	0,00%	94,25%	100,00%	0,00%	100,00%
-1	2017	98,56%	0,00%	94,75%	100,00%	0,00%	100,00%
0	2018	99,32%	0,00%	95,25%	100,00%	0,00%	100,00%
1	2019	100,00%	0,00%	100,00%	100,00%	100,00%	100,00%
2	2020	100,00%	0,00%	100,00%	100,00%	100,00%	100,00%
3	2021	100,00%	0,00%	100,00%	100,00%	100,00%	100,00%
4	2022	100,00%	0,00%	100,00%	100,00%	100,00%	100,00%
5	2023	100,00%	0,00%	100,00%	100,00%	100,00%	100,00%
6	2024	100,00%	0,00%	100,00%	100,00%	100,00%	100,00%
7	2025	100,00%	0,00%	100,00%	100,00%	100,00%	100,00%
8	2026	100,00%	0,00%	100,00%	100,00%	100,00%	100,00%
9	2027	100,00%	0,00%	100,00%	100,00%	100,00%	100,00%
10	2028	100,00%	0,00%	100,00%	100,00%	100,00%	100,00%
11	2029	100,00%	0,00%	100,00%	100,00%	100,00%	100,00%
12	2030	100,00%	0,00%	100,00%	100,00%	100,00%	100,00%
13	2031	100,00%	0,00%	100,00%	100,00%	100,00%	100,00%
14	2032	100,00%	0,00%	100,00%	100,00%	100,00%	100,00%
15	2033	100,00%	0,00%	100,00%	100,00%	100,00%	100,00%
16	2034	100,00%	0,00%	100,00%	100,00%	100,00%	100,00%
17	2035	100,00%	0,00%	100,00%	100,00%	100,00%	100,00%
18	2036	100,00%	0,00%	100,00%	100,00%	100,00%	100,00%
19	2037	100,00%	0,00%	100,00%	100,00%	100,00%	100,00%
20	2038	100,00%	0,00%	100,00%	100,00%	100,00%	100,00%

Área de Drenaje:	AD-14	Sin Proyecto	Con Proyecto
Población Actual (Habitantes)		3.928	3.928
N° viviendas		845	845
Tasa de crecimiento anual		5,24%	5,24%
Densidad por lote (hab/lote)		4,57	4,57
Porcentaje de pérdidas		32,63%	20,00%
Población actual con conexiones agua (red pública)		3.812	3.812

Fuente: INEI, Información Comercial, Catastro GIS de SEDAPAL, Anuario Estadístico SEDAPAL 2014

Dotaciones (solo para verificación - no llenar)

De consumo - Sin considerar Pérdidas	182,3	151,1
De diseño - Por conexiones (litros / habitante - día)	182,3	151,1

Distrito	Codigo	Densidad Parcial
Puente Piedra	22	4,57

Distrito	Codigo	Tasa Parcial
Puente Piedra	22	5,24%

Cobertura de Agua Potable - SEDAPAL	2012	2013	2014
	94,59%	96,28%	97,04%

Benchmarking - SUNASS

Usuario	Tarifa	Medidor	Conexiones		Consumo (m3/mes/cnx)
			Parcial	Total	
Social	T01	C/Med	4	5	58,83
	T01	S/Med	1		64,71
Domestico	T02	C/Med	710	777	18,44
	T02	S/Med	67		23,97
Comercial	T03	C/Med	33	45	58,83
	T03	S/Med	12		64,71
Industrial	T04	C/Med	13	15	102,00
	T04	S/Med	2		112,20
Estatal	T05	C/Med	2	2	108,50
	T05	S/Med	0		0,00
Multifam. No Ind.	T06	C/Med	37	43	25,00
	T06	S/Med	6		27,50
Multifam. Ind.	T07	C/Med	0	0	0,00
	T07	S/Med	0		0,00
Total Conexiones				887	

Caudales y Factores de Diseño	Coefficiente
Caudal Máximo Diario ($Q_{md} = K1 * QP$)	$K1 = 1,2$
Caudal Máximo Horario ($Q_{mh} = K2 * QP$)	$K2 = 1,8$
Caudal de Retorno a Desagüe Promedio ($Q_{pd} = K3 * Qp$)	$K3 = 0,8$
Factor de Relacion de Consumos de Conex. Domesticas y Multifam. No Ind.	$f1 = 1,3$
Factor de Relacion de Consumos de Conex. Domesticas y Multifam. Ind.	$f2 = 0,0$
Densidad de Saturación	6 hab/día
Porcentaje Area Ocupada	80,00%
Población de Saturación	6260 hab

Fuente: Reglamento de Elaboración de Proyectos de SEDAPAL

Año		% Cobertura	% Usuarios Clandestinos	Medición			
				Doméstico	Multif. No Ind.	Multif. Ind.	Otros
Base	2015	97,04%	0,00%	91,38%	86,05%	0,00%	77,61%
-2	2016	97,80%	0,00%	91,88%	90,56%	0,00%	81,68%
-1	2017	98,56%	0,00%	92,38%	95,30%	0,00%	85,96%
0	2018	99,32%	0,00%	92,88%	100,00%	0,00%	90,46%
1	2019	100,00%	0,00%	100,00%	100,00%	100,00%	100,00%
2	2020	100,00%	0,00%	100,00%	100,00%	100,00%	100,00%
3	2021	100,00%	0,00%	100,00%	100,00%	100,00%	100,00%
4	2022	100,00%	0,00%	100,00%	100,00%	100,00%	100,00%
5	2023	100,00%	0,00%	100,00%	100,00%	100,00%	100,00%
6	2024	100,00%	0,00%	100,00%	100,00%	100,00%	100,00%
7	2025	100,00%	0,00%	100,00%	100,00%	100,00%	100,00%
8	2026	100,00%	0,00%	100,00%	100,00%	100,00%	100,00%
9	2027	100,00%	0,00%	100,00%	100,00%	100,00%	100,00%
10	2028	100,00%	0,00%	100,00%	100,00%	100,00%	100,00%
11	2029	100,00%	0,00%	100,00%	100,00%	100,00%	100,00%
12	2030	100,00%	0,00%	100,00%	100,00%	100,00%	100,00%
13	2031	100,00%	0,00%	100,00%	100,00%	100,00%	100,00%
14	2032	100,00%	0,00%	100,00%	100,00%	100,00%	100,00%
15	2033	100,00%	0,00%	100,00%	100,00%	100,00%	100,00%
16	2034	100,00%	0,00%	100,00%	100,00%	100,00%	100,00%
17	2035	100,00%	0,00%	100,00%	100,00%	100,00%	100,00%
18	2036	100,00%	0,00%	100,00%	100,00%	100,00%	100,00%
19	2037	100,00%	0,00%	100,00%	100,00%	100,00%	100,00%
20	2038	100,00%	0,00%	100,00%	100,00%	100,00%	100,00%

PROYECCIÓN DE LA DEMANDA DE ALCANTARILLADO - ÁREA DE DRENAJE 14

Año	Cobertura		Conexiones								Viviendas		Población		Servicio		Consumo de Agua (l/día)										Demanda de Desagüe														
	Conexiones		Otros Medios	Domésticas		Comerciales		Industriales		Estatales		Sociales		Multifam. No Indiv.		Multifam. Indiv.		Total Conex.		Total	Grandes Consumidores	Multifam. Ind.	Multifam. No Ind.	Social	Estatal	Comercial	Industrial	Total	lt / día	m3 / año	lt / día	m3 / año	Caudal de Diseño								
Con Medición	Sin Medición	Total	Con Medición	Sin Medición	Con Medición	Sin Medición	Con Medición	Sin Medición	Con Medición	Sin Medición	Con Medición	Sin Medición	Con Medición	Sin Medición	Con Medición	Sin Medición	Con Medición	Sin Medición	Sin Medición															Sin Medición	Sin Medición	Sin Medición	Sin Medición	Sin Medición	Sin Medición	Sin Medición	Sin Medición
Base 2015	3,928	97.04%	2.96%	710	67	777	33	12	45	13	2	15	2	0	2	4	1	5	37	6	43	0	0	0	887	489,946	90,597	51,680	7,233	10,001	36,333	0	8,900	694,691	555,753	6,43	202,850	1,000,355	11,58	365,130	
-2	2016	4,134	97.80%	2.20%	757	67	824	33	12	45	13	2	15	2	0	2	4	1	5	42	4	46	0	0	0	937	518,836	90,597	51,680	7,233	10,001	38,667	0	8,900	725,914	580,731	6,72	211,967	1,045,316	12,10	381,540
-1	2017	4,351	98.56%	1.44%	807	67	874	33	12	45	13	2	15	2	0	2	4	1	5	46	2	48	0	0	0	989	549,569	90,597	51,680	7,233	10,001	40,167	0	8,900	758,147	606,518	7,02	221,379	1,091,732	12,64	398,482
0	2018	4,579	99.32%	0.68%	861	66	927	33	12	45	13	2	15	2	0	2	4	1	5	51	0	51	0	0	0	1,045	561,962	90,597	51,680	7,233	10,001	42,500	0	8,900	792,873	634,299	7,34	231,519	1,141,738	13,21	416,734
1	2019	4,819	100.00%	0.00%	982	0	982	46	0	46	16	0	16	3	0	3	6	0	6	55	0	55	0	0	0	1,108	603,603	90,206	54,400	10,850	11,766	45,833	0	8,900	825,558	660,446	7,64	241,063	1,188,804	13,76	433,913
2	2020	5,072	100.00%	0.00%	1,034	0	1,034	46	0	46	16	0	16	3	0	3	6	0	6	57	0	57	0	0	0	1,162	635,565	90,206	54,400	10,850	11,766	47,500	0	8,900	859,187	687,350	7,96	250,883	1,237,230	14,32	451,589
3	2021	5,338	100.00%	0.00%	1,088	0	1,088	47	0	47	17	0	17	4	0	4	7	0	7	60	0	60	0	0	0	1,223	668,757	92,167	57,800	14,467	13,727	50,000	0	8,900	905,818	724,654	8,39	264,499	1,304,378	15,10	476,088
4	2022	5,618	100.00%	0.00%	1,145	0	1,145	47	0	47	17	0	17	4	0	4	7	0	7	64	0	64	0	0	0	1,284	703,793	92,167	57,800	14,467	13,727	53,333	0	8,900	944,187	755,350	8,74	275,703	1,359,630	15,74	496,265
5	2023	5,912	100.00%	0.00%	1,205	0	1,205	47	0	47	17	0	17	4	0	4	7	0	7	67	0	67	0	0	0	1,347	740,673	92,167	57,800	14,467	13,727	55,833	0	8,900	983,567	786,854	9,11	287,202	1,416,337	16,39	516,963
6	2024	6,222	100.00%	0.00%	1,268	0	1,268	47	0	47	17	0	17	4	0	4	7	0	7	70	0	70	0	0	0	1,413	779,397	92,167	57,800	14,467	13,727	58,333	0	8,900	1,024,791	819,833	9,49	299,239	1,475,700	17,08	538,630
7	2025	6,548	100.00%	0.00%	1,334	0	1,334	47	0	47	17	0	17	4	0	4	7	0	7	74	0	74	0	0	0	1,483	819,965	92,167	57,800	14,467	13,727	61,667	0	8,900	1,068,693	854,954	9,90	312,058	1,538,917	17,81	561,705
8	2026	6,891	100.00%	0.00%	1,404	0	1,404	48	0	48	18	0	18	5	0	5	8	0	8	78	0	78	0	0	0	1,561	862,992	94,128	61,200	18,083	15,688	65,000	0	8,900	1,125,991	900,793	10,43	328,789	1,621,428	18,77	591,821
9	2027	7,252	100.00%	0.00%	1,478	0	1,478	48	0	48	18	0	18	5	0	5	8	0	8	82	0	82	0	0	0	1,639	908,477	94,128	61,200	18,083	15,688	68,333	0	8,900	1,174,810	939,848	10,88	343,045	1,691,726	19,58	617,480
10	2028	7,632	100.00%	0.00%	1,555	0	1,555	48	0	48	18	0	18	5	0	5	8	0	8	87	0	87	0	0	0	1,721	955,807	94,128	61,200	18,083	15,688	72,500	0	8,900	1,226,306	981,045	11,35	358,081	1,765,881	20,44	644,546
11	2029	8,032	100.00%	0.00%	1,636	0	1,636	48	0	48	18	0	18	5	0	5	8	0	8	92	0	92	0	0	0	1,807	1,005,596	94,128	61,200	18,083	15,688	76,667	0	8,900	1,280,261	1,024,209	11,85	373,836	1,843,575	21,34	672,905
12	2030	8,453	100.00%	0.00%	1,722	0	1,722	48	0	48	18	0	18	5	0	5	8	0	8	96	0	96	0	0	0	1,897	1,058,456	94,128	61,200	18,083	15,688	80,000	0	8,900	1,336,455	1,069,164	12,37	390,245	1,924,496	22,27	702,441
13	2031	8,896	100.00%	0.00%	1,812	0	1,812	48	0	48	18	0	18	5	0	5	8	0	8	101	0	101	0	0	0	1,992	1,113,776	94,128	61,200	18,083	15,688	84,167	0	8,900	1,395,942	1,116,754	12,93	407,615	2,010,156	23,27	733,707
14	2032	9,362	100.00%	0.00%	1,907	0	1,907	48	0	48	18	0	18	5	0	5	8	0	8	107	0	107	0	0	0	2,093	1,172,169	94,128	61,200	18,083	15,688	89,167	0	8,900	1,459,335	1,167,468	13,51	426,126	2,101,443	24,32	767,027
15	2033	9,853	100.00%	0.00%	2,007	0	2,007	48	0	48	18	0	18	5	0	5	8	0	8	112	0	112	0	0	0	2,198	1,233,636	94,128	61,200	18,083	15,688	93,333	0	8,900	1,524,969	1,219,975	14,12	445,291	2,195,985	25,42	801,524
16	2034	10,369	100.00%	0.00%	2,112	0	2,112	48	0	48	18	0	18	5	0	5	8	0	8	118	0	118	0	0	0	2,309	1,298,176	94,128	61,200	18,083	15,688	98,333	0	8,900	1,594,509	1,275,607	14,76	465,597	2,296,092	26,58	838,074
17	2035	10,912	100.00%	0.00%	2,223	0	2,223	48	0	48	18	0	18	5	0	5	8	0	8	124	0	124	0	0	0	2,426	1,366,404	94,128	61,200	18,083	15,688	103,333	0	8,900	1,667,737	1,334,189	15,44	486,979	2,401,541	27,80	876,562
18	2036	11,484	100.00%	0.00%	2,340	0	2,340	49	0	49	19	0	19	6	0	6	9	0	9	130	0	130	0	0	0	2,553	1,438,320	96,089	64,600	21,700	17,649	108,333	0	8,900	1,755,591	1,404,473	16,26	512,633	2,528,052	29,26	922,739
19	2037	12,086	100.00%	0.00%	2,463	0	2,463	49	0	49	19	0	19	6	0	6	9	0	9	137	0	137	0	0	0	2,683	1,513,924	96,089	64,600	21,700	17,649	114,167	0	8,900	1,837,029	1,469,623	17,01	536,412	2,645,321	30,62	965,542
20	2038	12,719	100.00%	0.00%	2,592	0	2,592	49	0	49	19	0	19	6	0	6	9	0	9	144	0	144	0	0	0	2,819	1,593,216	96,089	64,600	21,700	17,649	120,000	0	8,900	1,922,154	1,537,723	17,80	561,269	2,767,902	32,04	1,010,284

Área de Drenaje:	AD-15	Sin Proyecto	Con Proyecto
Población Actual (Habitantes)		14.607	14.607
N° viviendas		3.147	3.147
Tasa de crecimiento anual		5,24%	5,24%
Densidad por lote (hab/lote)		4,57	4,57
Porcentaje de pérdidas		32,63%	20,00%
Población actual con conexiones agua (red pública)		14.174	14.174

Fuente: INEI, Información Comercial, Catastro GIS de SEDAPAL, Anuario Estadístico SEDAPAL 2014

Dotaciones (solo para verificación - no llenar)

De consumo - Sin considerar Pérdidas	161,5	142,7
De diseño - Por conexiones (litros / habitante - día)	179,4	158,6

Distrito	Codigo	Densidad Parcial
Puente Piedra	22	4,57

Distrito	Codigo	Tasa Parcial
Puente Piedra	22	5,24%

Cobertura de Agua Potable - SEDAPAL	2012	2013	2014
	94,59%	96,28%	97,04%

Benchmarking - SUNASS

Usuario	Tarifa	Medidor	Conexiones		Consumo (m3/mes/cnx)
			Parcial	Total	
Social	T01	C/Med	10	90	58,83
	T01	S/Med	80		64,71
Domestico	T02	C/Med	2.801	2.914	18,44
	T02	S/Med	113		23,97
Comercial	T03	C/Med	27	38	58,83
	T03	S/Med	11		64,71
Industrial	T04	C/Med	5	5	102,00
	T04	S/Med	0		112,20
Estatal	T05	C/Med	6	6	108,50
	T05	S/Med	0		0,00
Multifam. No Ind.	T06	C/Med	125	140	25,00
	T06	S/Med	15		27,50
Multifam. Ind.	T07	C/Med	0	0	0,00
	T07	S/Med	0		0,00
Total Conexiones				3.193	

Caudales y Factores de Diseño	Coficiente
Caudal Máximo Diario ($Q_{md} = K1 * QP$)	$K1 = 1,2$
Caudal Máximo Horario ($Q_{mh} = K2 * QP$)	$K2 = 1,8$
Caudal de Retorno a Desagüe Promedio ($Q_{pd} = K3 * Qp$)	$K3 = 0,8$
Factor de Relacion de Consumos de Conex. Domesticas y Multifam. No Ind.	$f1 = 1,4$
Factor de Relacion de Consumos de Conex. Domesticas y Multifam. Ind.	$f2 = 0,0$
Densidad de Saturación	6 hab/día
Porcentaje Area Ocupada	80,00%
Población de Saturación	23277 hab

Fuente: Reglamento de Elaboración de Proyectos de SEDAPAL

Año		% Cobertura	% Usuarios Clandestinos	Medición			
				Doméstico	Multif. No Ind.	Multif. Ind.	Otros
Base	2015	97,04%	10,00%	96,12%	89,29%	0,00%	34,53%
-2	2016	97,80%	10,00%	96,62%	93,96%	0,00%	36,34%
-1	2017	98,56%	10,00%	97,12%	100,00%	0,00%	38,25%
0	2018	99,32%	10,00%	97,62%	100,00%	0,00%	40,25%
1	2019	100,00%	10,00%	100,00%	100,00%	100,00%	100,00%
2	2020	100,00%	10,00%	100,00%	100,00%	100,00%	100,00%
3	2021	100,00%	10,00%	100,00%	100,00%	100,00%	100,00%
4	2022	100,00%	10,00%	100,00%	100,00%	100,00%	100,00%
5	2023	100,00%	10,00%	100,00%	100,00%	100,00%	100,00%
6	2024	100,00%	10,00%	100,00%	100,00%	100,00%	100,00%
7	2025	100,00%	10,00%	100,00%	100,00%	100,00%	100,00%
8	2026	100,00%	10,00%	100,00%	100,00%	100,00%	100,00%
9	2027	100,00%	10,00%	100,00%	100,00%	100,00%	100,00%
10	2028	100,00%	10,00%	100,00%	100,00%	100,00%	100,00%
11	2029	100,00%	10,00%	100,00%	100,00%	100,00%	100,00%
12	2030	100,00%	10,00%	100,00%	100,00%	100,00%	100,00%
13	2031	100,00%	10,00%	100,00%	100,00%	100,00%	100,00%
14	2032	100,00%	10,00%	100,00%	100,00%	100,00%	100,00%
15	2033	100,00%	10,00%	100,00%	100,00%	100,00%	100,00%
16	2034	100,00%	10,00%	100,00%	100,00%	100,00%	100,00%
17	2035	100,00%	10,00%	100,00%	100,00%	100,00%	100,00%
18	2036	100,00%	10,00%	100,00%	100,00%	100,00%	100,00%
19	2037	100,00%	10,00%	100,00%	100,00%	100,00%	100,00%
20	2038	100,00%	10,00%	100,00%	100,00%	100,00%	100,00%

Área de Drenaje:	AD-21	Sin Proyecto	Con Proyecto
Población Actual (Habitantes)		4.484	4.484
N° viviendas		916	916
Tasa de crecimiento anual		5,24%	5,24%
Densidad por lote (hab/lote)		4,57	4,57
Porcentaje de pérdidas		32,63%	20,00%
Población actual con conexiones agua (red pública)		4.351	4.351

Fuente: INEI, Información Comercial, Catastro GIS de SEDAPAL, Anuario Estadístico SEDAPAL 2014

Dotaciones (solo para verificación - no llenar)

De consumo - Sin considerar Pérdidas	513,6	250,8
De diseño - Por conexiones (litros / habitante - día)	570,6	278,6

Distrito	Codigo	Densidad Parcial
Puente Piedra	22	4,57

Distrito	Codigo	Tasa Parcial
Puente Piedra	22	5,24%

Cobertura de Agua Potable - SEDAPAL	2012	2013	2014
	94,59%	96,28%	97,04%

Benchmarking - SUNASS

Usuario	Tarifa	Medidor	Conexiones		Consumo (m3/mes/cnx)
			Parcial	Total	
Social	T01	C/Med	3	3	58,83
	T01	S/Med	0		64,71
Domestico	T02	C/Med	675	711	18,44
	T02	S/Med	36		23,97
Comercial	T03	C/Med	23	26	58,83
	T03	S/Med	3		64,71
Industrial	T04	C/Med	0	0	102,00
	T04	S/Med	0		112,20
Estatad	T05	C/Med	2	3	108,50
	T05	S/Med	1		0,00
Multifam. No Ind.	T06	C/Med	148	178	25,00
	T06	S/Med	30		27,50
Multifam. Ind.	T07	C/Med	0	0	0,00
	T07	S/Med	0		0,00
Total Conexiones				921	

Caudales y Factores de Diseño	Coficiente
Caudal Máximo Diario (Qmd = K1 * QP)	K1 = 1,2
Caudal Máximo Horario (Qmh = K2 * QP)	K2 = 1,8
Caudal de Retorno a Desagüe Promedio (Qpd = K3 * Qp)	K3 = 0,8
Factor de Relacion de Consumos de Conex. Domesticas y Multifam. No Ind.	f1 = 1,4
Factor de Relacion de Consumos de Conex. Domesticas y Multifam. Ind.	f2 = 0,0
Densidad de Saturación	6 hab/día
Porcentaje Area Ocupada	80,00%
Población de Saturación	7145 hab

Fuente: Reglamento de Elaboración de Proyectos de SEDAPAL

Año		% Cobertura	% Usuarios Clandestinos	Medición			
				Doméstico	Multif. No Ind.	Multif. Ind.	Otros
Base	2015	97,04%	10,00%	94,94%	83,15%	0,00%	87,50%
-2	2016	97,80%	10,00%	95,44%	87,50%	0,00%	92,09%
-1	2017	98,56%	10,00%	95,94%	92,09%	0,00%	100,00%
0	2018	99,32%	10,00%	96,44%	100,00%	0,00%	100,00%
1	2019	100,00%	10,00%	100,00%	100,00%	100,00%	100,00%
2	2020	100,00%	10,00%	100,00%	100,00%	100,00%	100,00%
3	2021	100,00%	10,00%	100,00%	100,00%	100,00%	100,00%
4	2022	100,00%	10,00%	100,00%	100,00%	100,00%	100,00%
5	2023	100,00%	10,00%	100,00%	100,00%	100,00%	100,00%
6	2024	100,00%	10,00%	100,00%	100,00%	100,00%	100,00%
7	2025	100,00%	10,00%	100,00%	100,00%	100,00%	100,00%
8	2026	100,00%	10,00%	100,00%	100,00%	100,00%	100,00%
9	2027	100,00%	10,00%	100,00%	100,00%	100,00%	100,00%
10	2028	100,00%	10,00%	100,00%	100,00%	100,00%	100,00%
11	2029	100,00%	10,00%	100,00%	100,00%	100,00%	100,00%
12	2030	100,00%	10,00%	100,00%	100,00%	100,00%	100,00%
13	2031	100,00%	10,00%	100,00%	100,00%	100,00%	100,00%
14	2032	100,00%	10,00%	100,00%	100,00%	100,00%	100,00%
15	2033	100,00%	10,00%	100,00%	100,00%	100,00%	100,00%
16	2034	100,00%	10,00%	100,00%	100,00%	100,00%	100,00%
17	2035	100,00%	10,00%	100,00%	100,00%	100,00%	100,00%
18	2036	100,00%	10,00%	100,00%	100,00%	100,00%	100,00%
19	2037	100,00%	10,00%	100,00%	100,00%	100,00%	100,00%
20	2038	100,00%	10,00%	100,00%	100,00%	100,00%	100,00%

PROYECCIÓN DE LA DEMANDA DE ALCANTARILLADO - ÁREA DE DRENAJE 21

Año	Población	Cobertura		Consumo de Agua (l/día)												Demanda de Desague																										
		Conexiones	Otros Medios	Viviendas			Conexiones				Consumo de Agua (l/día)				Caudal Promedio		Caudal de Diseño																									
				Población Servida	Con Medición	Sin Medición	Domésticas	Comerciales	Industriales	Estatales	Sociales	Multifam. No Indiv.	Multifam. Indiv.	Total Conex.	Doméstico	Comercial	Industrial	Estatal	Social	Multifam. No Ind.	Multifam. Ind.	Grandes Consumidores	Total	lt / día	m3 / año	lt / día	m3 / año															
Base 2015	4,484	97,04%	2,96%	4,351	953	675	36	711	23	3	26	0	0	0	0	0	0	3	148	30	178	0	0	0	851	70	921	443,664	51,574	0	7,233	5,883	150,833	0	1,575,313	2,234,500	1,986,223	22,99	724,971	3,575,201	41,38	1,304,948
-2 2016	4,719	97,80%	2,20%	4,615	1,011	720	34	754	23	3	26	0	0	0	0	0	0	3	165	24	189	0	0	0	913	62	975	469,726	51,574	0	7,233	5,883	159,500	0	1,575,313	2,269,229	2,017,092	23,35	736,239	3,630,766	42,02	1,325,230
-1 2017	4,966	98,56%	1,44%	4,894	1,072	767	33	800	23	3	26	0	0	0	0	0	0	3	184	16	200	0	0	0	979	53	1,032	497,816	51,574	0	7,233	5,883	168,000	0	1,575,313	2,305,819	2,049,617	23,72	748,110	3,689,311	42,70	1,346,598
0 2018	5,226	99,32%	0,69%	5,190	1,136	818	30	848	23	3	26	0	0	0	0	0	0	3	212	0	212	0	0	0	1,058	34	1,092	526,767	51,574	0	7,233	5,883	176,667	0	1,575,313	2,343,437	2,083,055	24,11	760,315	3,749,499	43,40	1,368,567
1 2019	5,500	100,00%	0,00%	5,500	1,204	899	0	899	27	0	27	1	0	1	4	0	4	4	225	0	225	0	0	0	1,160	0	1,160	562,585	52,947	3,400	14,467	7,844	187,500	0	1,575,313	2,394,056	2,128,049	24,63	776,738	3,830,489	44,33	1,398,129
2 2020	5,788	100,00%	0,00%	5,788	1,267	946	0	946	27	0	27	1	0	1	4	0	4	237	0	237	0	0	0	1,219	0	1,219	581,475	52,947	3,400	14,467	7,844	197,500	0	1,575,313	2,432,945	2,162,618	25,03	789,355	3,892,712	45,05	1,420,840	
3 2021	6,091	100,00%	0,00%	6,091	1,334	996	0	996	28	0	28	2	0	2	5	0	5	249	0	249	0	0	0	1,285	0	1,285	612,208	54,908	6,800	18,083	9,805	207,500	0	1,575,313	2,484,617	2,208,548	25,56	806,120	3,975,387	46,01	1,451,016	
4 2022	6,410	100,00%	0,00%	6,410	1,404	1,048	0	1,048	28	0	28	2	0	2	5	0	5	262	0	262	0	0	0	1,350	0	1,350	644,171	54,908	6,800	18,083	9,805	218,333	0	1,575,313	2,527,413	2,246,589	26,00	820,005	4,043,861	46,80	1,476,009	
5 2023	6,746	100,00%	0,00%	6,746	1,477	1,103	0	1,103	28	0	28	2	0	2	5	0	5	275	0	275	0	0	0	1,418	0	1,418	677,977	54,908	6,800	18,083	9,805	229,167	0	1,575,313	2,572,053	2,286,269	26,46	834,488	4,115,285	47,63	1,502,079	
6 2024	7,099	100,00%	0,00%	7,099	1,554	1,161	0	1,161	28	0	28	2	0	2	5	0	5	290	0	290	0	0	0	1,491	0	1,491	713,628	54,908	6,800	18,083	9,805	241,667	0	1,575,313	2,620,204	2,329,070	26,96	850,111	4,192,326	48,52	1,530,199	
7 2025	7,471	100,00%	0,00%	7,471	1,636	1,222	0	1,222	28	0	28	2	0	2	5	0	5	305	0	305	0	0	0	1,567	0	1,567	751,123	54,908	6,800	18,083	9,805	254,167	0	1,575,313	2,670,198	2,373,510	27,47	866,331	4,272,317	49,45	1,559,396	
8 2026	7,862	100,00%	0,00%	7,862	1,721	1,286	0	1,286	29	0	29	3	0	3	6	0	6	321	0	321	0	0	0	1,651	0	1,651	790,461	56,869	10,200	21,700	11,766	267,500	0	1,575,313	2,733,809	2,430,052	28,13	886,969	4,374,094	50,63	1,596,544	
9 2027	8,274	100,00%	0,00%	8,274	1,812	1,353	0	1,353	29	0	29	3	0	3	6	0	6	338	0	338	0	0	0	1,735	0	1,735	831,644	56,869	10,200	21,700	11,766	281,667	0	1,575,313	2,789,158	2,479,252	28,70	904,927	4,462,653	51,65	1,628,868	
10 2028	8,708	100,00%	0,00%	8,708	1,907	1,424	0	1,424	29	0	29	3	0	3	6	0	6	355	0	355	0	0	0	1,823	0	1,823	875,285	56,869	10,200	21,700	11,766	295,833	0	1,575,313	2,846,966	2,530,637	29,29	923,692	4,555,146	52,72	1,662,628	
11 2029	9,164	100,00%	0,00%	9,164	2,007	1,499	0	1,499	29	0	29	3	0	3	6	0	6	374	0	374	0	0	0	1,917	0	1,917	921,385	56,869	10,200	21,700	11,766	311,667	0	1,575,313	2,908,900	2,585,689	29,93	943,776	4,654,239	53,87	1,698,797	
12 2030	9,644	100,00%	0,00%	9,644	2,112	1,578	0	1,578	29	0	29	3	0	3	6	0	6	393	0	393	0	0	0	2,015	0	2,015	969,944	56,869	10,200	21,700	11,766	327,500	0	1,575,313	2,973,292	2,642,926	30,59	964,668	4,757,267	55,06	1,736,402	
13 2031	10,149	100,00%	0,00%	10,149	2,222	1,661	0	1,661	29	0	29	3	0	3	6	0	6	413	0	413	0	0	0	2,118	0	2,118	1,020,961	56,869	10,200	21,700	11,766	344,167	0	1,575,313	3,040,976	2,703,089	31,29	986,628	4,865,561	56,31	1,775,930	
14 2032	10,681	100,00%	0,00%	10,681	2,339	1,748	0	1,748	29	0	29	3	0	3	6	0	6	435	0	435	0	0	0	2,227	0	2,227	1,074,437	56,869	10,200	21,700	11,766	362,500	0	1,575,313	3,112,785	2,766,920	32,02	1,009,926	4,980,456	57,64	1,817,866	
15 2033	11,241	100,00%	0,00%	11,241	2,461	1,840	0	1,840	29	0	29	3	0	3	6	0	6	458	0	458	0	0	0	2,342	0	2,342	1,130,987	56,869	10,200	21,700	11,766	381,667	0	1,575,313	3,188,501	2,834,223	32,80	1,034,491	5,101,602	59,05	1,862,085	
16 2034	11,830	100,00%	0,00%	11,830	2,590	1,936	0	1,936	29	0	29	3	0	3	6	0	6	482	0	482	0	0	0	2,462	0	2,462	1,189,995	56,869	10,200	21,700	11,766	401,667	0	1,575,313	3,267,509	2,904,462	33,62	1,060,125	5,228,014	60,51	1,908,225	
17 2035	12,450	100,00%	0,00%	12,450	2,726	2,037	0	2,037	29	0	29	3	0	3	6	0	6	507	0	507	0	0	0	2,588	0	2,588	1,252,076	56,869	10,200	21,700	11,766	422,500	0	1,575,313	3,350,424	2,978,154	34,47	1,087,026	5,360,678	62,04	1,956,647	
18 2036	13,102	100,00%	0,00%	13,102	2,869	2,144	0	2,144	30	0	30	4	0	4	7	0	7	534	0	534	0	0	0	2,726	0	2,726	1,317,845	58,830	13,600	25,317	13,727	445,000	0	1,575,313	3,449,632	3,066,339	35,49	1,119,214	5,519,411	63,88	2,014,585	
19 2037	13,789	100,00%	0,00%	13,789	3,019	2,256	0	2,256	30	0	30	4	0	4	7	0	7	562	0	562	0	0	0	2,866	0	2,866	1,386,688	58,830	13,600	25,317	13,727	468,333	0	1,575,313	3,541,808	3,148,273	36,44	1,149,120	5,666,892	65,59	2,068,416	
20 2038	14,512	100,00%	0,00%	14,512	3,178	2,374	0	2,374	30	0	30	4	0	4	7	0	7	592	0	592	0	0	0	3,014	0	3,014	1,459,219	58,830	13,600	25,317	13,727	493,333	0	1,575,313	3,639,338	3,234,967	37,44	1,180,763	5,822,941	67,40	2,125,374	

ANEXO N° 2

Reporte del modelamiento hidráulico para el escenario 2015

**“Ampliación y Mejoramiento del Colector Puentes Piedra y Tratamiento de Aguas Servidas del Área del drenaje de la PTAR Puentes Piedra”
Reporte de Tramos del Colector Puentes Piedra Existente - Año 2015**

Tramo	Buzón de Arranque	Buzón de Llegada	Nivel de Terreno (inicio) (m.)	Nivel de Terreno (llegada) (m.)	Nivel de Fondo (inicio) (m.)	Nivel de Fondo (llegada) (m.)	Longitud (escalado) (m.)	Pendiente (%)	Diámetro Nominal	Diámetro Interno (mm.)	Material	Coefficiente de Manning n	Velocidad (m/s)	Relación Tirante/ Diámetro (%)	Tractive Stress (Pascals)	Caudal (L/s)
Tramo-1	Bz-302128	Bz-6510	217,32	216,00	214,71	214,17	96,90	5,58	400mm	400PVC		0,013	1,25	50,70	5,52	79,90
Tramo-2	Bz-6510	Bz-7332	216,00	214,91	214,17	213,38	132,90	5,95	400mm	400PVC		0,013	1,28	50,20	5,81	79,90
Tramo-3	Bz-7332	Bz-7330	214,91	214,59	213,38	212,57	112,80	7,18	400mm	400PVC		0,013	1,37	48,90	6,78	79,90
Tramo-4	Bz-7330	Bz-7329	214,59	213,25	212,57	211,47	113,40	9,70	400mm	400PVC		0,013	1,53	47,00	8,64	79,90
Tramo-5	Bz-7329	Bz-7328	213,25	212,39	211,47	210,37	118,60	9,28	400mm	400PVC		0,013	1,51	47,00	8,33	79,90
Tramo-6	Bz-7328	Bz-7331	212,39	211,73	210,37	209,39	61,90	15,73	400mm	400PVC		0,013	1,83	44,30	12,69	79,90
Tramo-7	Bz-7331	Bz-7521	211,73	211,48	209,39	209,17	12,20	17,88	400mm	400PVC		0,013	1,91	43,80	14,06	79,90
Tramo-8	Bz-7521	Bz-328016	211,48	211,10	209,17	207,96	55,20	21,93	400mm	400PVC		0,013	2,06	42,70	16,53	79,90
Tramo-9	Bz-328016	Bz-328017	211,10	210,00	207,96	206,86	59,70	18,41	400mm	400PVC		0,013	1,93	43,50	14,39	79,90
Tramo-10	Bz-328017	Bz-7520	210,00	208,60	206,81	206,07	57,00	13,02	450mm	450PVC		0,013	1,69	38,60	10,80	79,90
Tramo-11	Bz-7520	Bz-7519	208,60	208,45	206,07	205,98	12,20	7,79	450mm	450PVC		0,013	1,40	41,10	7,19	79,90
Tramo-12	Bz-7519	Bz-7518	208,45	208,30	205,98	205,77	34,70	6,07	450mm	450PVC		0,013	1,28	42,40	5,89	79,90
Tramo-13	Bz-4617	Bz-7442	208,48	206,76	205,84	204,42	77,40	18,32	400mm	400PVC		0,013	1,69	41,70	11,69	49,22
Tramo-14	Bz-7518	Bz-7517	208,30	208,00	205,77	205,52	36,90	6,62	450mm	450PVC		0,013	1,32	41,90	6,31	79,90
Tramo-15	Bz-7517	Bz-7444	208,00	207,21	205,52	204,81	118,60	6,00	450mm	450PVC		0,013	1,28	42,50	5,83	79,90
Tramo-16	Bz-7444	Bz-7443	207,21	206,36	204,81	204,18	104,20	6,08	450mm	450PVC		0,013	1,28	42,40	5,90	79,90
Tramo-17	Bz-4616	Bz-4535	206,76	206,20	204,42	204,31	32,30	3,47	400mm	400PVC		0,013	0,92	41,70	3,12	49,22
Tramo-18	Bz-4535	Bz-4481	206,20	204,71	204,31	202,76	62,50	24,76	400mm	400PVC		0,013	1,88	32,80	14,81	49,22
Tramo-19	Bz-7443	Bz-7442	206,36	205,85	204,18	203,48	112,80	6,21	450mm	450PVC		0,013	1,29	44,40	5,99	79,90
Tramo-20	Bz-7442	Bz-7441	205,85	205,48	203,48	202,80	153,30	4,42	450mm	450PVC		0,013	1,14	45,70	4,56	79,90
Tramo-21	Bz-7441	Bz-7432	205,48	204,56	202,80	202,27	127,70	4,18	450mm	450PVC		0,013	1,12	44,90	4,36	79,90
Tramo-22	Bz-4481	Bz-4480	204,71	202,33	202,76	200,88	76,20	24,74	400mm	400PVC		0,013	1,88	32,80	14,80	49,22
Tramo-23	Bz-7432	Bz-7431	204,56	203,87	202,27	201,78	97,20	5,01	450mm	450PVC		0,013	1,19	43,60	5,05	79,90
Tramo-24	Bz-7431	Bz-7440	203,87	203,72	201,78	201,08	103,60	6,76	450mm	450PVC		0,013	1,33	41,80	6,41	79,90
Tramo-25	Bz-7440	Bz-4479	203,72	203,16	201,08	200,71	28,30	13,16	450mm	450PVC		0,013	1,70	38,50	10,89	79,90
Tramo-26	Bz-4480	Bz-4479	202,33	201,38	200,88	199,92	82,30	11,59	400mm	400PVC		0,013	1,43	35,60	8,15	49,22
Tramo-27	Bz-7439	Bz-7438	203,16	202,59	200,71	200,01	78,00	8,97	450mm	450PVC		0,013	1,48	40,30	8,04	79,90
Tramo-28	Bz-7438	Bz-7437	202,59	202,01	200,01	199,31	76,80	9,11	450mm	450PVC		0,013	1,49	40,30	8,14	79,90
Tramo-29	Bz-4479	Bz-4478	201,38	200,61	199,92	198,34	60,70	26,12	400mm	400PVC		0,013	1,91	39,80	15,44	49,22
Tramo-30	Bz-7437	Bz-7436	202,01	201,38	199,31	198,61	77,40	9,04	450mm	450PVC		0,013	1,48	40,30	8,09	79,90
Tramo-31	Bz-7436	Bz-7435	201,38	200,58	198,61	197,91	77,10	9,08	450mm	450PVC		0,013	1,49	40,30	8,11	79,90
Tramo-32	Bz-4615	Bz-4478	200,61	199,79	198,34	197,11	106,40	11,59	400mm	400PVC		0,013	1,43	35,60	8,15	49,22
Tramo-33	Bz-7435	Bz-7434	200,58	200,10	197,91	197,21	76,20	9,19	450mm	450PVC		0,013	1,49	40,20	8,19	79,90
Tramo-34	Bz-7434	Bz-7433	200,10	199,26	197,21	196,51	78,90	8,87	450mm	450PVC		0,013	1,47	46,70	7,96	79,90
Tramo-35	Bz-4478	Bz-6336	199,79	197,95	197,11	195,57	93,90	16,44	400mm	400PVC		0,013	1,62	34,20	10,73	49,22
Tramo-36	Bz-7433	Bz-8600	199,26	198,81	196,51	195,81	221,90	3,16	450mm	450PVC		0,013	1,01	46,70	3,48	79,90
Tramo-37	Bz-8600	Bz-8599	198,81	197,92	195,81	195,11	120,10	5,83	450mm	450PVC		0,013	1,26	42,70	5,70	79,90
Tramo-38	Bz-6336	Bz-6481	197,95	196,31	195,57	194,12	111,90	12,93	400mm	400PVC		0,013	1,49	35,10	8,88	55,22
Tramo-39	Bz-8599	Bz-8598	197,92	197,65	195,11	194,73	57,00	6,63	450mm	450PVC		0,013	1,32	41,90	6,32	79,90
Tramo-40	Bz-8598	Bz-8489	197,65	196,84	194,68	193,82	121,00	7,12	500mm	500PVC		0,013	1,35	36,00	6,62	79,90
Tramo-41	Bz-6481	Bz-6197	196,31	194,72	194,12	192,64	104,50	14,21	400mm	400PVC		0,013	1,54	34,80	9,57	49,22
Tramo-42	Bz-8489	Bz-8488	196,84	196,74	193,82	193,10	110,00	6,55	500mm	500PVC		0,013	1,31	38,70	6,20	79,90
Tramo-43	Bz-8488	Bz-8487	196,74	196,00	193,10	192,46	91,70	6,88	500mm	500PVC		0,013	1,37	37,90	6,68	87,34
Tramo-44	Bz-198056	Bz-198046	194,40	192,13	192,69	190,55	98,50	21,74	355mm	355PVC		0,013	1,12	16,90	6,62	9,53
Tramo-45	Bz-6197	Bz-6196	194,72	194,53	192,64	192,08	40,50	13,81	400mm	400PVC		0,013	1,52	34,90	9,36	49,22
Tramo-46	Bz-8487	Bz-8486	196,00	195,59	192,46	192,19	36,90	7,43	500mm	500PVC		0,013	1,41	37,50	7,10	87,34

"Ampliación y Mejoramiento del Colector Puento Piedra y Tratamiento de Aguas Servidas del Área del drenaje de la PTAR Puento Piedra"

Tramo-47	Bz-8486	Bz-8576	195.59	194.92	192.19	191.92	36.00	7.48	500mm	500PVC	0.013	1.41	37.50	7.14	87.34
Tramo-48	Bz-6196	Bz-302126	194.53	193.19	192.08	191.23	69.20	12.17	400mm	400PVC	0.013	1.46	35.40	8.47	49.22
Tramo-49	Bz-8576	Bz-8575	194.92	193.65	191.92	191.40	82.00	6.35	500mm	500PVC	0.013	1.33	38.30	6.28	87.34
Tramo-50	Bz-8575	Bz-8574	193.65	192.70	191.40	190.77	96.90	6.46	500mm	500PVC	0.013	1.34	38.20	6.36	87.34
Tramo-51	Bz-302126	Bz-6362	193.19	193.02	191.23	189.65	71.60	22.14	400mm	400PVC	0.013	1.80	40.50	13.57	49.22
Tramo-52	Bz-8574	Bz-8573	192.70	192.07	190.77	190.23	95.40	5.68	500mm	500PVC	0.013	1.27	38.80	5.74	87.34
Tramo-53	Bz-198046	Bz-195004	192.13	191.25	190.55	189.45	61.00	18.05	355mm	355PVC	0.013	1.05	23.30	5.74	9.53
Tramo-54	Bz-8573	Bz-8572	192.07	191.47	190.23	189.41	95.40	8.66	500mm	500PVC	0.013	1.49	36.80	8.02	87.34
Tramo-55	Bz-7467	Bz-7468	193.33	193.00	190.18	189.92	39.60	6.56	500mm	500PVC	0.013	0.98	21.40	3.98	28.47
Tramo-56	Bz-7469	Bz-7468	193.00	192.56	189.92	189.67	50.30	4.97	500mm	500PVC	0.013	0.88	23.50	3.21	28.47
Tramo-57	Bz-7468	Bz-7342	192.56	191.99	189.67	189.40	86.60	3.12	500mm	500PVC	0.013	0.75	23.60	2.23	28.47
Tramo-58	Bz-6362	Bz-6198	193.02	192.04	189.65	189.15	127.40	3.92	450mm	450PVC	0.013	0.97	36.00	3.50	52.29
Tramo-59	Bz-195004	Bz-198055	191.25	190.90	189.45	188.39	37.50	3.90	355mm	355PVC	0.013	0.45	28.30	0.87	9.53
Tramo-60	Bz-8572	Bz-8571	191.47	191.00	189.41	188.70	91.40	7.73	500mm	500PVC	0.013	1.43	37.30	7.33	87.34
Tramo-61	Bz-7342	Bz-7470	191.99	191.42	189.40	188.93	100.00	4.70	500mm	500PVC	0.013	0.87	26.70	3.07	28.47
Tramo-62	Bz-198055	Bz-195003	190.90	190.70	189.39	189.24	66.80	2.25	355mm	355PVC	0.013	0.56	29.80	1.33	13.79
Tramo-63	Bz-195003	Bz-195002	190.70	190.83	189.24	189.16	36.60	2.19	355mm	355PVC	0.013	0.55	30.50	1.30	13.79
Tramo-64	Bz-195002	Bz-195001	190.83	190.90	189.16	189.04	64.30	1.87	355mm	355PVC	0.013	0.52	31.50	1.15	13.79
Tramo-65	Bz-6198	Bz-6361	192.04	192.61	189.15	188.38	93.60	8.17	450mm	450PVC	0.013	1.27	35.90	6.25	52.29
Tramo-66	Bz-195000	Bz-195000	190.90	190.88	188.95	188.83	64.00	1.88	355mm	355PVC	0.013	0.52	30.60	1.15	13.79
Tramo-67	Bz-194999	Bz-6738	190.94	191.05	188.93	188.83	76.20	1.31	500mm	500PVC	0.013	0.55	29.30	1.13	28.47
Tramo-68	Bz-7470	Bz-6738	191.42	191.05	188.83	188.74	41.80	2.16	355mm	355PVC	0.013	0.55	30.60	1.28	13.79
Tramo-69	Bz-194999	Bz-8550	190.88	191.19	188.83	188.74	41.80	2.16	355mm	500PVC	0.013	0.64	31.10	1.58	28.47
Tramo-70	Bz-6738	Bz-6364	191.05	190.94	188.83	188.66	84.10	2.02	500mm	500PVC	0.013	0.64	31.10	1.58	28.47
Tramo-71	Bz-194998	Bz-6364	191.19	192.07	188.74	188.57	90.20	1.84	355mm	355PVC	0.013	0.52	31.10	1.13	13.79
Tramo-72	Bz-8571	Bz-70650	191.00	190.15	188.70	187.99	106.10	6.66	500mm	500PVC	0.013	1.35	38.00	6.51	87.34
Tramo-73	Bz-8550	Bz-8549	190.94	190.60	188.66	188.60	75.00	0.80	500mm	500PVC	0.013	0.46	31.60	0.76	28.47
Tramo-74	Bz-8549	Bz-8548	190.60	190.52	188.60	188.51	50.90	1.71	500mm	500PVC	0.013	0.61	29.50	1.43	28.47
Tramo-75	Bz-6364	Bz-6480	192.07	192.40	188.57	188.51	34.40	1.86	355mm	355PVC	0.013	0.52	30.00	1.14	13.79
Tramo-76	Bz-6480	Bz-6479	192.40	192.09	188.51	188.37	54.60	2.57	355mm	355PVC	0.013	0.59	29.10	1.47	13.79
Tramo-77	Bz-8548	Bz-296036	190.52	190.71	188.51	188.42	63.10	1.43	500mm	500PVC	0.013	0.57	26.30	1.21	28.47
Tramo-78	Bz-296036	Bz-8547	190.71	190.70	188.42	188.27	31.10	4.83	500mm	500PVC	0.013	0.87	22.20	3.13	28.47
Tramo-79	Bz-6361	Bz-6209	192.61	192.61	188.38	188.25	36.00	3.61	450mm	450PVC	0.013	0.95	40.60	3.28	52.29
Tramo-80	Bz-6479	Bz-6478	192.09	191.89	188.37	188.30	30.50	2.30	355mm	355PVC	0.013	0.56	30.40	1.35	13.79
Tramo-81	Bz-6478	Bz-6477	191.89	191.76	188.30	188.25	26.80	1.86	355mm	355PVC	0.013	0.52	27.50	1.14	13.79
Tramo-82	Bz-8547	Bz-8546	190.70	190.45	188.27	187.98	56.70	5.12	500mm	500PVC	0.013	0.89	32.28	28.47	
Tramo-83	Bz-6477	Bz-7665	191.76	191.69	188.25	188.08	23.50	7.24	400mm	400PVC	0.013	0.84	25.60	3.25	13.79
Tramo-84	Bz-6209	Bz-6360	192.61	191.21	188.25	188.10	66.80	2.22	450mm	450PVC	0.013	0.79	39.10	2.22	52.29
Tramo-85	Bz-6360	Bz-7988	191.21	190.87	188.10	187.80	43.60	6.93	450mm	450PVC	0.013	1.20	40.80	5.49	52.29
Tramo-86	Bz-7665	Bz-7664	191.69	191.44	188.08	188.02	59.40	1.01	400mm	400PVC	0.013	0.42	28.20	0.70	13.79
Tramo-87	Bz-7664	Bz-7663	191.44	190.91	188.02	187.82	95.70	2.09	400mm	400PVC	0.013	0.54	25.60	1.23	13.79
Tramo-88	Bz-8546	Bz-8545	190.45	190.20	187.98	187.19	84.10	9.39	500mm	500PVC	0.013	1.11	20.50	5.26	28.47
Tramo-89	Bz-7663	Bz-6350	190.91	190.41	187.82	187.66	72.80	2.20	400mm	400PVC	0.013	0.55	29.10	1.28	13.79
Tramo-90	Bz-7988	Bz-6359	190.87	190.36	187.80	187.49	59.40	1.68	450mm	450PVC	0.013	0.71	45.50	1.78	52.29
Tramo-91	Bz-6359	Bz-6358	190.36	190.58	187.70	187.49	103.30	2.05	450mm	450PVC	0.013	0.77	39.60	2.09	52.29
Tramo-92	Bz-70650	Bz-71105	190.15	189.29	187.69	186.95	114.90	6.47	500mm	500PVC	0.013	1.34	38.20	6.36	87.34
Tramo-93	Bz-6350	Bz-295533	190.41	189.81	187.57	187.08	115.20	4.25	400mm	400PE	0.010	1.43	53.70	4.27	94.44
Tramo-94	Bz-8002	Bz-6342	190.45	190.37	187.50	187.34	51.50	3.11	315mm	304.8PVC	0.010	0.72	28.00	1.42	11.07
Tramo-95	Bz-6358	Bz-6357	190.58	189.48	187.49	186.74	122.50	6.12	450mm	450PVC	0.013	1.15	42.70	4.98	52.29
Tramo-96	Bz-6342	Bz-6341	190.37	190.37	187.34	187.27	36.30	1.93	315mm	304.8PVC	0.010	0.61	29.70	0.98	11.07
Tramo-97	Bz-6341	Bz-7997	190.37	189.62	187.27	187.14	66.40	1.96	315mm	304.8PVC	0.010	0.61	29.60	0.99	11.07
Tramo-98	Bz-8545	Bz-8544	190.20	189.81	187.19	186.71	51.20	9.37	500mm	500PVC	0.013	1.11	20.60	5.26	28.47

"Ampliación y Mejoramiento del Colector Puentes Piedra y Tratamiento de Aguas Servidas del Área del drenaje de la PTAR Puentes Piedra"

Tramo-99	Bz-7997	Bz-7996	189,62	189,35	187,14	187,09	187,09	25,30	1,98	315mm	304,8PVC	0,61	27,70	1,00	11,07
Tramo-100	Bz-7996	Bz-6340	189,35	189,88	187,09	187,09	186,92	50,60	3,36	315mm	304,8PVC	0,74	31,30	1,51	11,07
Tramo-101	Bz-295533	Bz-8099	189,81	189,59	187,08	186,63	186,63	114,90	3,92	400mm	400PE	1,38	54,30	4,00	94,44
Tramo-102	Bz-71105	Bz-71104	189,29	189,10	186,95	186,25	186,25	97,80	7,20	500mm	500PVC	1,39	37,70	6,93	87,34
Tramo-103	Bz-6340	Bz-7993	189,88	189,82	186,92	186,89	186,89	39,60	0,76	315mm	304,8PVC	0,44	31,90	0,47	11,07
Tramo-104	Bz-7993	Bz-6339	189,82	189,82	186,89	186,84	186,84	18,00	2,78	315mm	304,8PVC	0,69	30,90	1,30	11,07
Tramo-105	Bz-6339	Bz-6338	189,62	189,43	186,84	186,73	186,73	42,70	2,58	315mm	304,8PVC	0,68	51,80	1,23	11,07
Tramo-106	Bz-6357	Bz-6338	189,48	189,43	186,74	186,73	186,73	13,70	0,58	450mm	450PVC	0,48	48,60	0,74	52,29
Tramo-107	Bz-6338	Bz-6356	189,43	189,42	186,73	186,73	186,73	13,70	2,33	450mm	450PVC	0,85	45,50	2,49	63,36
Tramo-108	Bz-8644	Bz-8643	189,81	189,45	186,44	186,31	186,31	45,40	8,81	500mm	500PVC	1,08	22,30	5,01	28,47
Tramo-109	Bz-6356	Bz-6355	189,42	189,27	186,70	186,51	186,51	62,80	2,98	450mm	450PVC	0,93	59,78	3,04	88,90
Tramo-110	Bz-8099	Bz-6349	189,59	189,28	186,63	185,52	185,52	120,40	9,22	400mm	400PE	1,91	65,90	7,98	94,44
Tramo-111	Bz-6355	Bz-6354	189,27	189,27	186,51	186,13	186,13	105,20	3,62	450mm	450PVC	1,00	45,40	3,55	63,36
Tramo-112	Bz-8643	Bz-8643	189,45	189,06	186,31	186,05	186,05	55,50	4,69	500mm	500PVC	0,87	22,80	3,06	28,47
Tramo-113	Bz-71104	Bz-298399	189,10	189,32	186,25	185,62	185,62	103,30	6,10	500mm	500PVC	1,31	38,50	6,07	87,34
Tramo-114	Bz-6354	Bz-6353	189,97	188,09	186,13	185,88	185,88	114,90	2,15	450mm	450PVC	0,82	48,60	2,33	63,36
Tramo-115	Bz-8638	Bz-6737	189,06	188,55	186,05	185,95	185,95	24,70	4,05	500mm	500PVC	0,82	22,70	2,73	28,47
Tramo-116	Bz-6737	Bz-8537	188,55	188,50	185,95	185,65	185,65	9,40	31,75	500mm	500PVC	1,70	27,40	13,57	28,47
Tramo-117	Bz-6353	Bz-6352	188,09	188,09	185,88	185,63	185,63	115,80	2,18	450mm	450PVC	0,83	48,40	2,36	63,36
Tramo-118	Bz-8637	Bz-302629	188,50	188,37	185,63	185,53	185,53	111,60	1,08	500mm	500PVC	0,51	27,40	0,96	28,47
Tramo-119	Bz-6352	Bz-8153	188,80	188,63	185,63	185,37	185,37	115,80	2,22	450mm	450PVC	0,83	49,30	2,39	63,36
Tramo-120	Bz-298399	Bz-7103	189,32	189,76	185,62	184,99	184,99	96,30	6,54	500mm	500PVC	1,34	38,10	6,42	87,34
Tramo-121	Bz-302629	Bz-8054	188,37	188,00	185,53	185,37	185,37	12,20	13,12	500mm	500PVC	1,25	23,60	6,83	28,47
Tramo-122	Bz-6349	Bz-8095	189,28	188,84	185,52	185,40	185,40	111,90	1,07	630mm	610PE	0,92	53,30	1,58	130,65
Tramo-123	Bz-8095	Bz-7675	188,84	188,68	185,40	185,34	185,34	75,00	0,80	630mm	610PE	0,83	57,80	1,24	130,65
Tramo-124	Bz-8054	Bz-6740	188,00	188,34	185,37	185,07	185,07	97,80	3,07	500mm	500PVC	0,74	26,20	2,20	28,47
Tramo-125	Bz-8153	Bz-7726	188,63	188,72	185,37	185,11	185,11	135,90	1,94	450mm	450PVC	0,79	47,60	2,14	63,36
Tramo-126	Bz-7675	Bz-7673	188,68	188,49	185,34	185,30	185,30	88,40	0,45	630mm	610PE	0,66	57,70	0,77	130,65
Tramo-127	Bz-7673	Bz-7724	188,49	188,70	185,30	185,23	185,23	136,20	0,51	630mm	610PE	0,70	47,90	0,86	130,65
Tramo-128	Bz-7724	Bz-8133	188,70	188,62	185,23	185,04	185,04	84,40	2,25	630mm	610PE	1,21	43,20	2,86	145,54
Tramo-129	Bz-7726	Bz-7728	188,72	188,86	185,11	185,04	185,04	20,40	3,43	450mm	450PVC	1,00	42,70	3,52	69,40
Tramo-130	Bz-6740	Bz-8813	188,34	188,75	185,07	184,84	184,84	111,60	2,06	500mm	500PVC	0,65	26,50	1,61	28,47
Tramo-131	Bz-7728	Bz-8154	188,86	188,91	185,04	184,91	184,91	11,30	11,88	450mm	450PVC	1,57	53,10	9,47	69,40
Tramo-132	Bz-8154	Bz-8154	188,62	188,91	185,04	184,88	184,88	94,50	1,69	630mm	610PE	1,10	47,90	2,28	130,65
Tramo-133	Bz-71103	Bz-71102	189,76	188,60	184,99	184,36	184,36	101,20	6,32	500mm	500PVC	1,32	38,30	6,25	87,34
Tramo-134	Bz-8154	Bz-7723	188,91	188,33	184,88	184,67	184,67	110,30	1,90	630mm	610PE	1,27	55,40	2,95	200,05
Tramo-135	Bz-8813	Bz-6739	188,75	188,64	184,84	184,57	184,57	68,90	3,92	500mm	500PVC	0,81	22,90	2,66	28,47
Tramo-136	Bz-8132	Bz-8132	188,33	188,10	184,67	184,57	184,57	71,60	1,40	630mm	610PE	1,13	56,90	2,28	200,05
Tramo-137	Bz-6739	Bz-8810	188,64	188,50	184,57	184,32	184,32	53,30	4,69	500mm	500PVC	0,87	24,30	3,06	28,47
Tramo-138	Bz-8132	Bz-8131	188,10	188,34	184,57	184,34	184,34	143,30	1,61	630mm	610PE	1,19	61,20	2,56	200,05
Tramo-139	Bz-335103	Bz-335103	187,81	187,46	184,45	184,36	184,36	61,30	1,47	800mm	750PVC	0,88	35,80	2,36	151,28
Tramo-140	Bz-335103	Bz-335104	187,46	186,93	184,36	183,25	183,25	150,60	7,39	800mm	750PVC	1,58	29,00	8,47	151,28
Tramo-141	Bz-71102	Bz-71101	188,60	187,28	184,35	183,64	183,64	102,70	6,87	500mm	500PVC	1,37	39,90	6,68	87,34
Tramo-142	Bz-8131	Bz-8134	188,34	187,47	184,34	184,23	184,23	135,60	0,81	630mm	610PE	0,91	57,10	1,44	200,05
Tramo-143	Bz-8810	Bz-8136	188,50	188,59	184,32	184,23	184,23	35,40	2,55	500mm	500PVC	0,70	26,50	1,90	28,47
Tramo-144	Bz-8136	Bz-8136	187,47	187,55	184,23	184,18	184,18	13,10	3,82	630mm	610PE	1,66	53,40	5,21	204,26
Tramo-145	Bz-8807	Bz-302140	188,59	188,36	184,23	183,99	183,99	104,90	2,29	500mm	500PVC	0,67	34,60	1,75	28,47
Tramo-146	Bz-8136	Bz-8135	187,55	188,45	184,18	184,10	184,10	55,80	1,43	630mm	610PE	1,15	59,80	2,35	204,26
Tramo-147	Bz-8135	Bz-8130	188,46	188,45	184,10	184,07	184,07	12,50	2,40	800mm	762PE	0,78	50,30	3,54	204,26
Tramo-148	Bz-6987	Bz-8130	188,45	188,18	184,07	184,00	184,00	140,80	0,50	800mm	762PE	0,78	45,00	1,00	207,99
Tramo-149	Bz-6987	Bz-8129	188,18	188,54	184,00	183,69	183,69	150,30	2,06	800mm	762PE	1,32	43,10	3,16	207,99
Tramo-150	Bz-302140	Bz-8805	188,36	188,13	183,99	183,98	183,98	88,10	0,11	500mm	500PVC	0,13	34,50	0,16	28,47

"Ampliación y Mejoramiento del Colector Puntero Piedra y Tratamiento de Aguas Servidas del Área del drenaje de la PTAR Puntero Piedra"

Tramo-151	Bz-8804	188,13	188,13	183,98	183,64	20,40	16,65	500mm	500PVC	0,013	1,50	23,10	9,62	40,54
Tramo-152	Bz-8129	188,54	188,41	183,69	183,61	98,10	0,82	800mm	762PE	0,010	0,94	47,60	1,50	207,99
Tramo-153	Bz-8804	188,13	188,20	183,64	183,11	8,50	62,10	500mm	500PVC	0,013	2,39	44,60	26,76	40,54
Tramo-154	Bz-71101	187,28	187,05	183,64	183,48	34,10	4,63	500mm	500PVC	0,013	1,18	39,90	4,88	87,34
Tramo-155	Bz-8155	188,41	188,48	183,61	183,51	109,10	0,95	800mm	762PE	0,010	0,99	47,20	1,70	207,99
Tramo-156	Bz-6753	188,48	188,56	183,51	183,39	121,90	0,95	800mm	762PE	0,010	0,99	48,60	1,70	207,99
Tramo-157	Bz-71100	187,05	186,93	183,48	183,32	27,10	5,94	500mm	500PVC	0,013	1,30	38,60	5,94	87,34
Tramo-158	Bz-302615	188,56	188,45	183,39	183,28	140,20	0,79	800mm	762PE	0,010	0,92	50,10	1,46	207,99
Tramo-159	Bz-6755	188,45	187,76	183,28	183,20	120,70	0,66	800mm	762PE	0,010	0,87	48,60	1,27	207,99
Tramo-160	Bz-335104	186,93	186,99	183,25	182,89	55,80	6,45	800mm	750PVC	0,013	1,51	29,50	7,62	151,28
Tramo-161	Bz-70438	187,76	188,20	183,20	183,11	102,70	0,88	800mm	762PE	0,010	0,96	44,00	1,59	207,99
Tramo-162	Bz-70444	188,20	187,70	183,11	182,88	124,40	1,85	1000mm	838PE	0,010	1,32	43,60	3,09	248,53
Tramo-163	Bz-335106	186,99	186,98	182,89	182,48	60,70	6,73	800mm	750PVC	0,013	1,53	29,30	7,87	151,28
Tramo-164	Bz-70444	187,70	186,92	182,88	182,77	143,30	0,71	1000mm	838PE	0,010	0,96	51,90	1,63	248,53
Tramo-165	Bz-70440	186,92	187,15	182,77	182,75	11,00	1,82	1000mm	838PE	0,010	1,32	55,00	3,06	248,53
Tramo-166	Bz-70440	187,15	186,39	182,75	182,68	142,00	0,49	1000mm	838PE	0,010	0,84	53,90	1,12	289,91
Tramo-167	Bz-71098	186,93	186,45	182,68	182,10	72,20	8,10	500mm	500PVC	0,013	1,45	37,10	7,61	87,34
Tramo-168	Bz-71059	186,39	186,00	182,68	182,61	112,20	0,62	1000mm	838PE	0,010	0,92	47,30	1,37	289,91
Tramo-169	Bz-70443	186,00	185,52	182,61	182,48	82,60	1,57	1000mm	838PE	0,010	1,30	45,70	2,89	289,91
Tramo-170	Bz-70442	185,52	185,51	182,48	182,45	33,20	0,90	1000mm	838PE	0,010	1,06	48,10	1,85	289,91
Tramo-171	Bz-335107	186,98	186,04	182,48	181,74	122,20	6,03	800mm	750PVC	0,013	1,47	29,70	7,22	151,28
Tramo-172	Bz-297388	185,51	185,33	182,45	182,33	99,10	1,21	800mm	762PE	0,010	1,18	49,50	2,35	289,91
Tramo-173	Bz-70448	185,33	184,92	182,33	182,14	64,60	2,94	630mm	610PE	0,010	1,64	57,70	4,80	289,91
Tramo-174	Bz-70448	184,92	184,92	182,14	182,07	9,40	7,41	630mm	610PE	0,010	2,33	59,40	10,20	289,91
Tramo-175	Bz-71098	186,45	186,37	182,10	181,92	22,30	8,18	500mm	500PVC	0,013	1,45	37,10	7,67	87,34
Tramo-176	Bz-70450	184,92	184,72	182,07	181,86	85,00	2,47	630mm	610PE	0,010	1,53	59,40	4,15	289,91
Tramo-177	Bz-71097	186,37	185,76	181,92	180,88	102,10	10,14	500mm	500PVC	0,013	1,57	40,60	9,08	87,34
Tramo-178	Bz-70451	184,72	184,31	181,86	181,59	64,30	4,20	630mm	610PE	0,010	1,88	54,70	6,44	289,91
Tramo-179	Bz-335108	186,04	185,90	181,74	181,60	30,80	4,71	800mm	750PVC	0,013	1,35	34,60	5,95	151,28
Tramo-180	Bz-335109	185,90	185,83	181,60	181,51	44,80	1,96	800mm	750PVC	0,013	0,98	38,20	2,98	151,28
Tramo-181	Bz-70451	184,31	183,86	181,59	181,30	81,70	3,55	630mm	610PE	0,010	1,77	56,00	5,61	289,91
Tramo-182	Bz-335109	185,83	185,83	181,51	181,41	50,60	1,92	800mm	750PVC	0,013	0,97	39,10	2,92	151,28
Tramo-183	Bz-335111	185,83	185,17	181,41	181,27	83,80	1,65	800mm	750PVC	0,013	0,92	38,60	2,59	151,28
Tramo-184	Bz-70435	183,86	183,74	181,30	181,12	43,60	4,13	630mm	610PE	0,010	1,87	54,80	6,35	289,91
Tramo-185	Bz-335112	185,17	184,97	181,27	181,17	52,10	2,09	800mm	750PVC	0,013	1,00	37,30	3,13	151,28
Tramo-186	Bz-335113	184,97	184,43	181,17	180,93	110,30	2,11	800mm	750PVC	0,013	1,01	37,20	3,15	151,28
Tramo-187	Bz-70364	183,74	183,42	181,12	180,62	103,00	4,85	630mm	610PE	0,010	1,99	53,60	7,25	289,91
Tramo-188	Bz-335114	184,43	183,75	180,93	180,69	113,70	2,13	800mm	750PVC	0,013	1,01	34,50	3,17	151,28
Tramo-189	Bz-71095	185,76	184,63	180,88	180,50	125,90	3,02	630mm	600PVC	0,013	1,00	34,70	3,41	87,34
Tramo-190	Bz-335114	183,75	183,30	180,69	180,24	114,90	3,88	800mm	750PVC	0,013	1,26	32,30	5,10	151,28
Tramo-191	Bz-70364	183,42	182,89	180,62	180,17	50,90	8,84	630mm	610PE	0,010	2,48	62,60	11,75	289,91
Tramo-192	Bz-71095	184,63	184,16	180,50	180,14	119,20	3,02	630mm	600PVC	0,013	1,00	34,70	3,41	87,34
Tramo-193	Bz-335115	183,30	183,00	180,24	179,86	111,90	3,42	800mm	750PVC	0,013	1,20	32,00	4,61	151,28
Tramo-194	Bz-70362	182,89	182,66	180,17	179,93	128,90	1,86	630mm	610PE	0,010	1,37	62,60	3,26	289,91
Tramo-195	Bz-70652	184,16	183,83	180,14	180,00	47,90	3,03	630mm	600PVC	0,013	1,00	33,00	3,42	87,34
Tramo-196	Bz-60361	182,66	182,35	179,93	179,14	148,70	5,31	630mm	610PE	0,010	2,06	52,90	7,80	289,91
Tramo-197	Bz-335117	183,00	182,60	179,86	179,69	39,00	4,31	800mm	750PVC	0,013	1,30	31,90	5,64	151,28
Tramo-198	Bz-335118	182,60	182,48	179,69	179,45	70,40	3,49	800mm	750PVC	0,013	1,21	18,65	4,70	151,28
Tramo-199	Bz-70653	183,83	183,12	179,64	179,32	111,60	2,82	630mm	600PVC	0,013	1,02	37,60	3,45	102,31
Tramo-200	Bz-335119	182,48	181,66	179,45	179,06	118,00	3,31	800mm	750PVC	0,013	1,19	32,10	4,50	151,28
Tramo-201	Bz-70653	183,12	182,72	179,32	178,99	100,90	3,27	630mm	600PVC	0,013	1,08	37,70	3,88	102,31
Tramo-202	Bz-60360	182,35	181,26	179,14	178,23	138,10	6,59	630mm	610PE	0,010	2,23	51,50	9,28	289,91

"Ampliación y Mejoramiento del Colector Puntero Piedra y Tratamiento de Aguas Servidas del Área del drenaje de la PTAR Puntero Piedra"

Tramo-203	Bz-335119	181,66	180,97	179,06	178,59	104,90	4,50	800mm	750PVC	0,013	1,32	30,80	5,74	151,28
Tramo-204	Bz-70654	182,72	181,93	178,99	178,66	115,50	2,86	630mm	600PVC	0,013	1,03	36,20	3,49	102,31
Tramo-205	Bz-58541	181,97	181,43	178,80	178,20	112,50	5,34	400mm	400CSN	0,017	1,01	100,00	5,23	126,55
Tramo-206	Bz-58532	181,93	181,65	178,66	178,34	69,80	4,59	630mm	600PVC	0,013	1,22	35,00	5,07	102,31
Tramo-207	Bz-335120	180,97	180,71	178,59	178,18	29,00	14,02	800mm	750PVC	0,013	1,99	32,10	13,99	151,28
Tramo-208	Bz-58532	181,65	181,16	178,34	177,96	100,00	3,60	630mm	600PVC	0,013	1,12	37,00	4,19	102,31
Tramo-209	Bz-60359	181,26	180,83	178,23	177,69	70,40	7,67	630mm	610PE	0,010	2,36	50,50	10,49	346,61
Tramo-210	Bz-58541	181,43	180,90	178,20	177,60	94,80	6,33	400mm	400CSN	0,017	1,15	86,80	7,55	126,55
Tramo-211	Bz-335122	180,71	180,36	177,18	177,99	56,40	3,33	800mm	750PVC	0,013	1,19	33,90	4,53	151,28
Tramo-212	Bz-335122	180,36	180,32	177,99	177,96	4,30	1,88	800mm	750PVC	0,013	0,97	33,00	2,87	151,28
Tramo-213	Bz-58537	181,16	180,91	177,98	177,79	64,30	2,95	630mm	600PVC	0,013	1,04	37,80	3,58	102,31
Tramo-214	Bz-60359	180,91	180,90	177,79	177,64	49,10	3,06	630mm	600PVC	0,013	1,05	38,00	3,68	102,31
Tramo-215	Bz-298828	180,90	180,34	177,69	177,23	78,60	5,85	630mm	610PE	0,010	2,13	64,20	8,43	289,91
Tramo-216	Bz-58536	180,90	180,34	177,64	177,37	28,70	9,42	400mm	400PVC	0,013	1,61	54,00	9,28	102,31
Tramo-217	Bz-58540	180,90	180,91	177,60	177,59	6,70	1,49	400mm	400CSN	0,017	1,01	86,70	1,46	126,55
Tramo-218	Bz-58540	180,91	179,84	177,59	176,99	94,20	6,37	400mm	400CSN	0,017	1,15	74,30	7,60	126,55
Tramo-219	Bz-58536	180,34	179,73	177,37	176,74	90,80	6,94	400mm	400PVC	0,013	1,44	56,40	7,22	102,31
Tramo-220	Bz-60177	180,32	179,83	177,23	176,71	79,60	6,54	630mm	610PE	0,010	2,46	65,00	10,75	441,19
Tramo-221	Bz-58539	179,84	179,05	176,99	176,04	94,20	10,09	400mm	400CSN	0,017	1,41	70,30	11,54	126,55
Tramo-222	Bz-60354	179,82	177,62	176,77	174,76	141,10	14,24	400mm	400CSN	0,017	0,82	17,10	5,54	10,73
Tramo-223	Bz-58534	179,73	178,70	176,74	175,90	72,20	11,63	400mm	400PVC	0,013	1,75	52,50	11,00	102,31
Tramo-224	Bz-60178	179,83	178,66	176,71	175,54	70,10	16,69	630mm	610PE	0,010	3,50	74,90	23,10	441,19
Tramo-225	Bz-58538	179,05	177,50	176,04	175,40	110,60	5,78	450mm	450CSN	0,017	1,15	60,30	7,37	126,55
Tramo-226	Bz-58534	178,70	178,66	175,90	175,54	12,50	28,81	400mm	400PVC	0,013	2,43	78,80	22,74	102,31
Tramo-227	Bz-300882	178,66	177,68	175,54	174,73	60,70	13,35	630mm	610PE	0,010	3,40	66,50	20,86	543,50
Tramo-228	Bz-58527	177,50	177,12	175,40	174,97	34,40	34,40	450mm	450CSN	0,017	1,55	53,20	13,96	126,55
Tramo-229	Bz-58530	177,12	177,04	174,97	174,69	10,10	27,84	450mm	450CSN	0,017	2,08	48,00	26,64	126,55
Tramo-230	Bz-60353	177,62	178,86	174,76	174,56	20,40	9,79	400mm	400CSN	0,017	0,72	18,50	4,14	10,73
Tramo-231	Bz-60179	177,68	176,76	174,73	173,77	48,50	19,81	630mm	610PE	0,010	3,94	100,00	28,75	543,50
Tramo-232	Bz-58529	177,04	176,76	174,69	173,77	16,50	55,90	450mm	450CSN	0,017	2,68	77,60	46,35	126,55
Tramo-233	Bz-60362	178,86	177,59	174,56	173,73	114,90	7,22	400mm	400CSN	0,017	0,64	21,40	3,27	10,73
Tramo-234	Bz-58531	176,76	174,38	173,77	171,33	100,00	24,41	630mm	610PE	0,010	4,49	58,50	36,85	670,50
Tramo-235	Bz-60187	177,59	176,82	173,73	173,49	81,40	2,95	400mm	400CSN	0,017	0,47	39,40	1,63	10,73
Tramo-236	Bz-60186	176,82	176,60	173,49	171,93	80,20	19,46	400mm	400CSN	0,017	1,69	64,90	17,86	93,56
Tramo-237	Bz-58504	176,60	175,29	171,93	171,77	39,60	4,04	400mm	400CSN	0,017	0,91	64,90	4,79	93,56
Tramo-238	Bz-60185	175,29	173,25	171,77	170,20	108,80	14,43	400mm	400PVC	0,013	1,85	74,70	12,63	93,56
Tramo-239	Bz-60180	174,38	172,32	171,33	169,92	121,60	11,59	630mm	610PE	0,010	3,37	100,00	19,89	670,05
Tramo-240	Bz-332802	173,63	173,03	170,28	170,20	17,10	4,69	630mm	600PVC	0,013	1,19	32,00	4,94	91,92
Tramo-241	Bz-60184	173,25	172,27	170,20	169,99	36,90	5,69	400mm	400PVC	0,013	1,30	97,20	5,95	93,56
Tramo-242	Bz-332965	172,27	172,32	169,99	169,92	102,70	16,18	630mm	600PVC	0,013	1,85	27,70	13,06	91,92
Tramo-243	Bz-60184	172,27	172,32	169,99	169,92	17,10	4,10	400mm	400PVC	0,013	0,74	100,00	4,63	93,56
Tramo-244	Bz-60184	172,32	169,74	169,92	167,75	55,20	39,33	630mm	610PE	0,010	5,55	69,80	57,02	763,61
Tramo-245	Bz-332965	171,33	170,60	168,54	167,90	39,00	16,35	630mm	600PVC	0,013	1,86	27,60	13,17	91,92
Tramo-246	Bz-332548	170,60	168,49	167,90	166,72	127,70	17,09	630mm	600PVC	0,013	1,89	27,50	13,63	91,92
Tramo-247	Bz-60063	169,74	167,99	167,75	166,18	107,90	14,55	630mm	610PE	0,010	3,79	100,00	25,09	763,61
Tramo-248	Bz-58544	167,99	166,67	166,18	165,17	67,70	14,93	630mm	610PE	0,010	3,83	77,90	25,65	765,24
Tramo-249	Bz-332549	168,49	166,16	165,72	163,34	149,00	15,95	630mm	600PVC	0,013	1,84	27,70	12,92	91,92
Tramo-250	Bz-58544	166,67	166,35	165,17	163,39	113,70	15,66	630mm	610PE	0,010	3,90	77,00	26,72	765,24
Tramo-251	Bz-49932	165,35	165,33	163,39	163,17	10,10	21,87	1000mm	838PE	0,010	4,41	63,10	34,92	765,24
Tramo-252	Bz-333127	166,16	164,74	163,34	162,10	101,50	12,19	630mm	600PVC	0,013	1,67	28,50	10,46	91,92
Tramo-253	Bz-63862	165,33	164,85	163,17	162,93	66,80	3,60	1000mm	838PE	0,010	2,27	61,70	8,20	783,12
Tramo-254	Bz-296847	164,85	164,86	162,93	162,56	117,30	3,15	1000mm	838PE	0,010	2,15	72,90	7,34	783,12

"Ampliación y Mejoramiento del Colector Puntero Piedra y Tratamiento de Aguas Servidas del Área del drenaje de la PTAR Puntero Piedra"

Tramo-255	Bz-63867	164,86	164,66	162,56	162,52	19,80	2,02	1000mm	838PE	0,010	1,79	100,00	4,99	783,12
Tramo-256	Bz-63866	164,66	165,20	162,52	162,42	72,80	1,37	1000mm	838PE	0,010	1,42	82,20	2,82	783,12
Tramo-257	Bz-63865	165,20	166,86	162,42	162,26	105,50	1,52	1000mm	838PE	0,010	1,56	77,30	3,78	783,12
Tramo-258	Bz-63864	166,86	167,88	162,26	161,99	124,40	2,17	1000mm	838PE	0,010	1,85	79,20	5,32	783,12
Tramo-259	Bz-332550	164,74	164,06	161,26	161,79	56,70	14,57	630mm	600PVC	0,013	1,78	28,00	12,03	91,92
Tramo-260	Bz-63863	167,88	167,06	161,99	161,79	139,30	1,44	1000mm	838PE	0,010	1,51	81,90	3,53	783,12
Tramo-261	Bz-50251	167,26	166,47	161,79	161,58	131,40	1,60	1000mm	838PE	0,010	1,61	75,10	3,99	783,12
Tramo-262	Bz-50483	166,47	164,42	161,58	161,30	124,40	2,25	1000mm	838PE	0,010	1,88	68,50	5,50	783,12
Tramo-263	Bz-50482	161,69	161,30	158,88	158,88	155,40	15,57	630mm	610PE	0,010	3,91	77,10	26,77	783,12
Tramo-264	Bz-332888	164,06	162,83	161,28	159,33	93,60	20,81	630mm	600PVC	0,013	2,03	26,90	15,89	91,92
Tramo-285	Bz-332551	162,83	161,51	159,33	158,64	70,40	9,84	630mm	600PVC	0,013	1,55	29,20	8,85	91,92
Tramo-266	Bz-45556	161,69	159,14	158,88	155,10	131,70	28,71	630mm	610PE	0,010	4,96	72,10	44,56	783,12
Tramo-267	Bz-332037	161,51	160,50	158,64	158,02	56,40	11,03	630mm	600PVC	0,013	1,62	28,80	9,88	91,92
Tramo-268	Bz-333037	160,50	159,15	158,02	156,56	109,10	13,33	630mm	600PVC	0,013	1,73	28,20	11,23	91,92
Tramo-269	Bz-332966	159,15	158,01	156,56	155,45	74,40	14,93	630mm	600PVC	0,013	1,80	27,90	12,27	91,92
Tramo-270	Bz-50039	157,46	158,18	155,67	155,48	31,10	6,11	400mm	400PVC	0,013	1,24	51,60	5,59	67,88
Tramo-271	Bz-64313	158,18	156,77	155,48	155,34	49,70	2,82	400mm	400PVC	0,013	0,92	51,60	2,98	67,88
Tramo-272	Bz-332967	158,01	156,64	155,45	154,03	85,00	16,73	630mm	600PVC	0,013	1,87	27,60	13,41	91,92
Tramo-273	Bz-46690	156,77	156,55	155,34	155,05	19,50	14,87	400mm	400PVC	0,013	1,71	54,70	11,35	67,88
Tramo-274	Bz-45556	159,14	157,30	155,10	153,91	38,40	30,99	630mm	610PE	0,010	5,11	73,40	47,43	783,12
Tramo-275	Bz-46689	156,55	157,18	155,05	154,99	34,10	1,76	400mm	400PVC	0,013	0,77	54,70	2,00	67,88
Tramo-276	Bz-48320	157,18	157,15	154,99	154,56	45,10	9,53	400mm	400PVC	0,013	1,46	56,60	7,98	67,88
Tramo-277	Bz-46688	157,15	155,83	154,56	154,44	70,70	1,70	400mm	400PVC	0,013	0,76	65,80	1,94	67,88
Tramo-278	Bz-46421	155,83	155,93	154,44	154,37	42,40	1,65	400mm	400PVC	0,013	0,75	60,60	1,90	67,88
Tramo-279	Bz-46422	155,93	155,64	154,37	154,24	45,40	2,86	400mm	400PVC	0,013	0,93	52,60	3,01	67,88
Tramo-280	Bz-301319	155,64	155,36	154,24	153,42	27,70	29,56	400mm	600PVC	0,013	2,25	39,90	20,34	74,60
Tramo-281	Bz-332967	156,64	156,76	154,03	153,04	69,50	14,20	630mm	600PVC	0,013	1,77	28,00	11,79	91,92
Tramo-282	Bz-46569	157,30	154,86	153,91	152,24	39,60	42,15	630mm	610PE	0,010	5,73	70,90	60,88	783,12
Tramo-283	Bz-301319	155,36	154,96	153,42	152,25	56,10	20,86	400mm	400PVC	0,013	1,99	41,40	15,44	74,60
Tramo-284	Bz-332552	155,76	154,40	153,04	151,50	103,00	14,95	630mm	600PVC	0,013	1,80	27,90	12,28	91,92
Tramo-285	Bz-46671	154,96	154,51	152,25	151,86	9,10	42,65	400mm	400PVC	0,013	2,57	39,00	27,14	74,60
Tramo-286	Bz-46569	154,86	153,45	152,24	150,37	106,40	17,58	630mm	610PE	0,010	4,11	76,60	29,67	783,12
Tramo-287	Bz-46672	154,51	154,63	151,86	151,58	44,50	6,29	400mm	400PVC	0,013	1,28	48,00	5,93	74,60
Tramo-288	Bz-48326	154,63	154,87	151,58	151,10	36,30	13,23	400mm	400PVC	0,013	1,68	43,60	10,77	74,60
Tramo-289	Bz-332553	154,40	153,84	151,50	151,21	43,60	6,70	630mm	600PVC	0,013	1,35	30,60	6,54	91,92
Tramo-290	Bz-332644	153,84	152,89	151,21	150,25	51,50	18,56	630mm	600PVC	0,013	1,94	27,30	14,54	91,92
Tramo-291	Bz-48326	154,87	155,12	151,10	150,80	53,90	5,56	400mm	400PVC	0,013	1,22	48,80	5,37	74,60
Tramo-292	Bz-46670	155,12	155,60	150,80	150,55	30,20	8,29	400mm	400PVC	0,013	1,42	46,20	7,41	74,60
Tramo-293	Bz-46669	155,60	152,79	150,55	150,16	42,10	9,27	400mm	400PVC	0,013	1,48	45,50	8,10	74,60
Tramo-294	Bz-46737	153,45	151,02	150,37	148,68	48,80	34,65	630mm	610PE	0,010	5,32	71,80	51,97	783,12
Tramo-295	Bz-333128	152,89	151,62	150,25	148,79	89,60	16,28	630mm	600PVC	0,013	1,86	27,60	13,12	91,92
Tramo-296	Bz-48324	152,79	151,92	150,16	149,85	32,00	9,69	400mm	400PVC	0,013	1,50	45,30	8,39	74,60
Tramo-297	Bz-48324	151,92	151,07	149,85	149,56	37,20	7,80	400mm	400PVC	0,013	1,39	46,60	7,05	74,60
Tramo-298	Bz-48323	151,07	153,30	149,56	149,27	36,00	8,06	400mm	400PVC	0,013	1,40	46,40	7,25	74,60
Tramo-299	Bz-48315	153,30	151,48	149,27	148,78	69,50	7,05	400mm	400PVC	0,013	1,34	50,40	6,50	74,60
Tramo-300	Bz-333128	151,62	150,22	148,79	147,23	100,30	15,59	630mm	600PVC	0,013	1,83	27,80	12,68	91,92
Tramo-301	Bz-48315	151,48	150,57	148,78	148,39	21,30	18,28	400mm	400PVC	0,013	1,96	44,70	14,60	83,91
Tramo-302	Bz-46738	151,02	150,03	148,68	147,82	49,40	17,42	630mm	610PE	0,010	4,09	77,80	29,44	783,12
Tramo-303	Bz-45555	150,57	150,71	148,39	148,21	27,10	6,64	400mm	400PVC	0,013	1,35	50,80	6,48	83,91
Tramo-304	Bz-45555	150,71	151,56	148,21	147,92	30,20	9,61	400mm	400PVC	0,013	1,54	48,30	8,74	83,91
Tramo-305	Bz-46568	151,56	151,29	147,92	147,58	37,20	9,14	400mm	400PVC	0,013	1,52	48,60	8,39	83,91
Tramo-306	Bz-46845	150,03	149,62	147,82	147,17	71,90	9,04	630mm	610PE	0,010	3,09	100,00	16,44	783,12

"Ampliación y Mejoramiento del Colector Puento Piedra y Tratamiento de Aguas Servidas del Área del drenaje de la PTAR Puento Piedra"

Tramo-307	Bz-39327	149,15	148,58	147,75	147,09	46,30	14,35	355mm	355PVC	0,013	1,14	23,30	6,14	16,61
Tramo-308	Bz-46567	151,29	152,07	147,58	147,43	26,20	5,72	400mm	400PVC	0,013	1,27	51,90	5,74	83,91
Tramo-309	Bz-298779	152,07	150,95	147,43	146,78	78,90	8,23	400mm	400PVC	0,013	1,46	49,30	7,71	83,91
Tramo-310	Bz-332554	150,22	148,56	147,23	146,30	99,70	9,30	630mm	600PVC	0,013	1,52	29,40	8,46	91,92
Tramo-311	Bz-46847	149,62	148,41	147,17	146,36	103,00	7,86	630mm	610PE	0,010	2,86	100,00	14,10	783,12
Tramo-312	Bz-39331	148,58	148,31	147,09	146,25	54,60	15,40	355mm	355PVC	0,013	1,17	23,10	6,49	16,61
Tramo-313	Bz-46566	150,95	150,19	146,78	146,15	78,60	8,01	400mm	400PVC	0,013	1,44	49,50	7,54	83,91
Tramo-314	Bz-46847	148,41	147,72	146,36	145,30	73,50	14,43	630mm	610PE	0,010	3,81	100,00	25,29	805,87
Tramo-315	Bz-332645	148,56	148,39	146,30	146,05	37,50	6,80	630mm	600PVC	0,013	1,36	30,50	6,62	91,92
Tramo-316	Bz-220069	148,31	138,97	146,24	136,94	73,20	127,16	355mm	355PVC	0,013	2,47	26,90	33,41	16,61
Tramo-317	Bz-46565	150,19	148,69	146,15	145,20	82,90	11,46	400mm	400PVC	0,013	1,65	54,10	10,06	83,91
Tramo-318	Bz-332645	148,39	147,27	146,05	144,65	83,80	16,66	630mm	600PVC	0,013	1,87	27,60	13,36	91,92
Tramo-319	Bz-45453	147,72	146,83	145,30	144,57	105,50	6,92	630mm	610PE	0,010	2,76	100,00	10,35	805,87
Tramo-320	Bz-46564	148,69	147,99	145,20	144,86	77,10	4,41	400mm	400PVC	0,013	1,15	54,10	4,64	83,91
Tramo-321	Bz-46564	147,99	147,60	144,86	144,23	84,10	7,49	400mm	400PVC	0,013	1,41	50,00	7,14	83,91
Tramo-322	Bz-333039	147,27	146,58	144,65	143,74	46,90	19,37	630mm	600PVC	0,013	1,97	27,10	15,03	91,92
Tramo-323	Bz-45453	146,83	145,66	144,57	143,61	84,40	11,37	630mm	610PE	0,010	3,45	83,20	20,48	805,87
Tramo-324	Bz-46563	147,60	146,64	144,23	143,59	77,40	8,27	400mm	400PVC	0,013	1,46	49,30	7,74	83,91
Tramo-325	Bz-333039	146,58	145,47	143,74	143,00	72,80	10,16	630mm	600PVC	0,013	1,57	29,10	9,07	91,92
Tramo-326	Bz-45456	145,66	143,85	143,61	141,65	126,50	15,50	630mm	610PE	0,010	3,93	100,00	26,89	805,87
Tramo-327	Bz-46562	146,64	144,67	143,59	142,70	102,40	9,83	630mm	400PVC	0,013	1,49	49,20	8,05	83,91
Tramo-328	Bz-333129	145,47	144,41	143,00	142,16	86,00	9,83	630mm	600PVC	0,013	1,55	28,90	8,84	91,92
Tramo-329	Bz-52581	144,67	143,85	142,70	141,65	51,20	20,51	400mm	400PVC	0,013	2,04	76,00	16,00	83,91
Tramo-330	Bz-332646	144,41	143,58	142,16	141,34	53,30	15,30	630mm	600PVC	0,013	1,82	27,80	12,50	91,92
Tramo-331	Bz-52874	143,85	143,47	141,65	140,67	145,10	6,76	800mm	762PE	0,010	2,96	69,50	14,30	889,78
Tramo-332	Bz-332647	143,58	141,40	141,34	139,36	117,70	16,86	630mm	600PVC	0,013	1,88	27,50	13,49	91,92
Tramo-333	Bz-52491	143,47	142,44	140,67	139,58	104,20	10,46	800mm	762PE	0,010	3,51	65,40	20,56	889,78
Tramo-334	Bz-52495	142,44	140,08	139,58	138,03	147,80	10,49	800mm	762PE	0,010	3,51	76,50	20,61	889,78
Tramo-335	Bz-332647	141,40	139,76	139,36	137,21	123,10	17,46	630mm	600PVC	0,013	1,90	27,40	13,86	91,92
Tramo-336	Bz-52373	140,08	138,60	138,03	136,59	95,10	15,14	800mm	762PE	0,010	4,04	62,80	27,89	895,73
Tramo-337	Bz-332892	139,76	139,11	137,21	136,67	65,80	8,11	630mm	600PVC	0,013	1,45	29,90	7,60	91,92
Tramo-338	Bz-39326	139,97	133,10	136,94	131,05	72,50	81,28	355mm	355PVC	0,013	2,10	19,80	23,64	16,61
Tramo-339	Bz-332555	139,11	138,03	136,67	136,29	69,20	5,54	630mm	600PVC	0,013	1,26	32,90	5,63	91,92
Tramo-340	Bz-52379	138,60	136,78	136,59	134,90	130,80	12,93	800mm	762PE	0,010	3,80	78,50	24,52	895,73
Tramo-341	Bz-332648	138,03	137,53	136,29	136,14	40,50	3,73	630mm	600PVC	0,013	1,10	32,90	4,12	91,92
Tramo-342	Bz-332556	137,53	136,94	135,61	135,12	47,50	10,49	630mm	600PVC	0,013	1,59	49,10	9,31	91,92
Tramo-343	Bz-332803	136,94	136,78	135,12	134,90	17,40	12,38	630mm	600PVC	0,013	1,68	83,00	10,59	91,92
Tramo-344	MH-11	136,78	136,76	134,90	134,12	7,60	102,36	800mm	762PE	0,010	8,33	62,70	133,27	991,03
Tramo-345	Bz-52873	136,76	135,87	134,12	132,48	146,30	11,21	800mm	762PE	0,010	3,69	68,70	22,62	991,03
Tramo-346	Bz-52872	135,87	134,90	132,48	131,27	96,00	12,60	800mm	762PE	0,010	3,86	67,70	24,91	991,03
Tramo-347	Bz-52871	134,90	132,43	131,27	130,57	120,10	5,83	800mm	762PE	0,010	2,84	75,90	12,98	991,03
Tramo-348	Bz-39323	133,10	128,34	131,02	126,46	58,80	77,60	355mm	355PVC	0,013	2,07	19,90	22,81	16,61
Tramo-349	Bz-43138	132,43	131,82	129,63	129,02	21,30	28,59	800mm	762PE	0,010	5,24	65,70	48,40	991,03
Tramo-350	Bz-43147	131,82	131,94	129,02	127,99	121,90	8,45	800mm	762PE	0,010	3,31	71,40	17,86	991,03
Tramo-351	Bz-43146	131,94	131,47	127,99	127,80	33,50	5,67	800mm	762PE	0,010	2,81	76,60	12,66	991,03
Tramo-352	Bz-43146	131,47	129,91	127,80	127,12	9,37	9,37	800mm	762PE	0,010	3,44	70,70	19,49	991,03
Tramo-353	Bz-43044	129,91	128,29	127,12	125,69	157,30	9,09	800mm	762PE	0,010	3,40	70,70	19,00	991,03
Tramo-354	Bz-37878	128,34	123,71	126,38	121,86	57,30	78,78	355mm	355PVC	0,013	2,08	19,80	23,08	16,61
Tramo-355	Bz-43045	128,29	128,47	125,69	125,47	33,20	6,62	800mm	762PE	0,010	3,00	75,00	14,51	991,03
Tramo-356	Bz-43022	128,47	126,91	125,47	124,49	100,30	9,77	800mm	762PE	0,010	3,50	70,00	20,18	991,03
Tramo-357	Bz-49046	126,88	125,34	124,66	123,31	59,10	22,90	355mm	355PVC	0,013	1,56	28,60	11,01	27,44
Tramo-358	Bz-43023	126,91	125,65	124,49	123,54	85,00	11,17	800mm	762PE	0,010	3,69	68,90	22,56	991,03

"Ampliación y Mejoramiento del Colector Puntero Piedra y Tratamiento de Aguas Servidas del Área del drenaje de la PTAR Puntero Piedra"

Tramo-359	Bz-43024	Bz-301823	125.65	126.01	123.54	122.82	46.30	15.54	800mm	762PE	0.010	4.18	67.40	29.58	991.03
Tramo-360	Bz-49045	Bz-334836	125.34	120.42	123.28	118.59	76.80	61.01	355mm	355PVC	0.013	2.21	26.10	23.67	27.44
Tramo-361	Bz-301823	Bz-43025	126.01	123.83	122.82	121.09	105.50	16.40	800mm	762PE	0.010	4.27	66.60	30.91	991.03
Tramo-362	Bz-35780	Bz-37546	123.71	119.36	121.85	117.30	56.10	81.20	355mm	355PVC	0.013	2.10	19.80	23.63	16.61
Tramo-363	Bz-43025	Bz-43026	123.83	121.63	121.09	118.28	103.60	21.90	800mm	762PE	0.010	4.75	63.50	39.07	991.03
Tramo-364	Bz-43026	Bz-3027	121.63	121.51	118.28	118.28	96.30	5.61	800mm	762PE	0.010	2.80	76.50	12.54	991.03
Tramo-365	Bz-334836	Bz-49044	120.42	117.76	118.57	115.97	68.60	37.94	355mm	355PVC	0.013	1.87	27.20	16.34	27.44
Tramo-366	Bz-43027	Bz-43028	121.51	121.56	118.28	117.90	32.30	11.76	800mm	762PE	0.010	3.76	81.20	23.54	991.03
Tramo-367	Bz-43028	Bz-3029	121.56	119.72	117.90	116.91	53.00	18.67	800mm	762PE	0.010	4.53	82.30	34.91	1035.65
Tramo-368	Bz-37546	Bz-39135	119.36	114.46	117.29	112.41	68.30	71.46	355mm	355PVC	0.013	2.01	20.00	21.40	16.61
Tramo-369	Bz-43029	Bz-43030	119.72	119.32	116.91	116.55	77.70	4.63	800mm	762PE	0.010	2.57	82.30	10.52	1035.65
Tramo-370	Bz-49044	Bz-41772	119.32	118.14	116.55	115.01	101.20	15.22	800mm	762PE	0.010	4.19	67.60	29.55	1035.65
Tramo-371	Bz-49043	Bz-40243	117.76	115.23	115.96	113.37	68.30	37.92	355mm	355PVC	0.013	1.87	27.20	16.34	27.44
Tramo-372	Bz-41772	Bz-30278	118.14	116.97	115.01	113.66	44.50	30.34	800mm	762PE	0.010	5.42	64.40	51.65	1035.65
Tramo-373	Bz-30278	Bz-41773	116.97	114.31	113.66	111.19	150.90	16.37	800mm	762PE	0.010	4.31	67.00	31.36	1035.65
Tramo-374	Bz-49043	Bz-49042	115.23	113.54	113.34	111.41	83.50	23.17	355mm	355PVC	0.013	1.57	28.60	11.11	27.44
Tramo-375	Bz-39135	Bz-37549	114.46	110.45	112.40	108.39	55.20	72.72	355mm	355PVC	0.013	2.02	20.00	21.69	16.61
Tramo-376	Bz-49042	Bz-39979	113.54	111.15	111.40	109.34	51.50	40.05	355mm	355PVC	0.013	1.90	27.10	17.05	27.44
Tramo-377	Bz-41773	Bz-41774	114.31	113.99	111.19	110.95	32.90	7.29	800mm	762PE	0.010	3.14	75.90	15.96	1035.65
Tramo-378	Bz-41774	Bz-41775	113.99	112.76	110.95	109.95	87.20	11.47	800mm	762PE	0.010	3.76	70.30	23.41	1035.65
Tramo-379	Bz-41775	Bz-41776	112.76	112.44	109.95	108.94	121.00	8.35	800mm	762PE	0.010	3.32	73.30	17.92	1035.65
Tramo-380	Bz-39979	Bz-39978	111.15	107.43	109.32	105.91	86.30	44.15	355mm	355PVC	0.013	1.97	26.90	18.39	27.44
Tramo-381	Bz-41776	Bz-41777	112.44	112.04	108.94	108.68	42.40	6.14	800mm	762PE	0.010	2.92	77.50	13.72	1035.65
Tramo-382	Bz-41777	Bz-41778	112.04	109.54	108.68	106.52	121.60	17.76	800mm	762PE	0.010	4.45	66.40	33.52	1035.65
Tramo-383	Bz-37549	Bz-37554	110.45	106.59	108.36	104.98	55.20	72.00	355mm	355PVC	0.013	2.02	20.00	21.53	16.61
Tramo-384	Bz-41779	Bz-41779	109.54	107.89	106.52	104.98	85.30	18.05	800mm	762PE	0.010	4.47	66.60	33.96	1035.65
Tramo-385	Bz-39978	Bz-334822	107.43	106.52	105.51	104.48	62.80	16.44	355mm	355PVC	0.013	1.39	29.60	8.50	27.44
Tramo-386	Bz-41779	Bz-41780	107.89	107.19	104.98	104.32	112.80	5.85	800mm	762PE	0.010	2.86	78.00	13.14	1035.65
Tramo-387	Bz-334822	Bz-334823	106.52	106.31	104.48	104.29	35.70	5.47	355mm	355PVC	0.013	0.94	33.80	3.58	27.44
Tramo-388	Bz-41780	Bz-49020	107.19	105.64	104.32	102.69	40.20	40.51	800mm	762PE	0.010	6.03	62.90	65.11	1035.65
Tramo-389	Bz-334823	Bz-334824	106.31	106.59	104.28	103.66	69.20	8.96	355mm	355PVC	0.013	1.12	31.80	5.28	27.44
Tramo-390	Bz-37554	Bz-37553	106.59	106.40	104.06	103.79	6.10	44.62	355mm	355PVC	0.013	2.05	28.90	19.63	31.23
Tramo-391	Bz-37553	Bz-39138	106.40	99.46	103.78	97.63	115.20	53.36	355mm	355PVC	0.013	2.19	28.20	22.58	31.23
Tramo-392	Bz-334824	Bz-334825	106.59	104.71	103.65	100.54	91.70	33.89	355mm	355PVC	0.013	1.79	27.50	14.97	27.44
Tramo-393	Bz-49020	Bz-49019	105.64	104.71	102.69	101.82	51.50	16.89	800mm	762PE	0.010	4.36	68.10	32.17	1035.65
Tramo-394	Bz-49019	Bz-49018	104.71	103.48	101.82	100.52	89.30	14.56	800mm	762PE	0.010	4.12	68.20	28.49	1035.65
Tramo-395	Bz-49018	Bz-39813	103.48	101.86	100.52	98.96	216.40	7.21	800mm	762PE	0.010	3.13	82.10	15.80	1035.65
Tramo-396	Bz-334825	Bz-334835	104.71	101.27	100.51	97.30	18.90	169.55	450mm	450PVC	0.013	3.06	17.80	50.00	27.44
Tramo-397	Bz-39813	Bz-297233	101.86	100.84	98.96	98.22	42.70	17.34	800mm	762PE	0.010	4.41	68.60	32.96	1042.72
Tramo-398	Bz-297233	Bz-39814	100.84	100.04	96.22	97.47	84.40	8.88	800mm	762PE	0.010	3.41	73.00	18.93	1042.72
Tramo-399	Bz-39138	Bz-39315	99.46	95.53	97.61	93.02	75.60	60.79	355mm	355PVC	0.013	2.29	27.90	24.99	31.23
Tramo-400	Bz-39814	Bz-39815	100.04	98.86	97.47	96.34	112.80	10.02	800mm	762PE	0.010	3.57	71.60	20.96	1042.72
Tramo-401	Bz-334835	Bz-334834	101.27	97.49	97.26	95.58	24.40	68.86	450mm	450PVC	0.013	2.24	19.00	24.85	27.44
Tramo-402	Bz-39815	Bz-39816	98.86	97.10	96.34	94.77	130.10	12.06	800mm	762PE	0.010	3.84	69.90	24.46	1042.72
Tramo-403	Bz-334834	Bz-334833	97.49	96.57	95.21	94.20	82.60	12.22	450mm	450PVC	0.013	1.22	22.50	6.48	27.44
Tramo-404	Bz-39816	Bz-39817	97.10	95.65	94.77	93.11	130.10	12.76	800mm	762PE	0.010	3.93	69.40	25.62	1042.72
Tramo-405	Bz-334833	Bz-334832	96.57	95.36	94.19	93.24	95.40	10.04	450mm	450PVC	0.013	1.14	29.30	5.56	27.44
Tramo-406	Bz-334832	Bz-334831	95.36	94.88	93.21	93.12	106.70	0.85	450mm	450PVC	0.013	0.47	34.20	0.80	27.44
Tramo-407	Bz-334831	Bz-334830	94.88	94.89	93.11	93.09	10.10	1.79	450mm	450PVC	0.013	0.61	30.30	1.44	27.44
Tramo-408	Bz-39817	Bz-39818	95.65	95.18	93.11	92.55	46.90	11.93	800mm	762PE	0.010	3.83	71.30	24.24	1042.72
Tramo-409	Bz-334830	Bz-334829	94.89	95.26	93.09	92.79	114.90	2.66	450mm	450PVC	0.013	0.71	34.50	1.97	27.44
Tramo-410	Bz-39315	Bz-39319	95.53	90.47	92.99	89.13	115.80	33.31	355mm	355PVC	0.013	1.85	29.50	15.62	31.23

"Ampliación y Mejoramiento del Colector Puntero Piedra y Tratamiento de Aguas Servidas del Área del drenaje de la PTAR Puntero Piedra"

Tramo-411	Bz-334829	95,26	95,94	92,79	92,76	46,30	0,54	450mm	450PVC	0,013	0,40	32,30	0,55	27,44
Tramo-412	Bz-334828	95,94	95,29	92,75	92,53	46,30	4,73	450mm	450PVC	0,013	0,87	34,10	3,09	27,44
Tramo-413	Bz-39818	95,18	94,75	92,55	92,08	38,40	12,24	800mm	762PE	0,010	3,86	82,70	24,75	104,272
Tramo-414	Bz-334827	95,29	94,65	92,52	92,42	41,10	2,55	450mm	450PVC	0,013	0,70	54,90	1,90	27,44
Tramo-415	Bz-334826	94,65	94,75	92,40	92,14	4,90	52,49	450mm	450PVC	0,013	2,03	86,10	20,16	27,44
Tramo-416	Bz-39819	94,75	93,38	92,08	90,48	101,80	15,72	800mm	762PE	0,010	4,28	68,50	30,70	1070,16
Tramo-417	Bz-39932	92,46	92,10	90,95	90,48	60,40	7,79	355mm	355PVC	0,013	0,96	26,90	4,06	19,22
Tramo-418	Bz-38064	93,38	92,74	90,48	90,00	56,70	8,47	800mm	762PE	0,010	3,36	75,10	18,32	1070,16
Tramo-419	Bz-39944	92,10	92,09	90,48	90,06	65,50	6,41	355mm	355PVC	0,013	0,90	27,60	3,48	19,22
Tramo-420	Bz-39944	92,09	92,18	90,06	89,64	58,20	7,21	355mm	355PVC	0,013	0,93	27,20	3,82	19,22
Tramo-421	Bz-40058	92,74	92,86	90,00	89,86	9,40	14,82	800mm	762PVC	0,013	3,41	83,30	31,89	1070,16
Tramo-422	Bz-40057	92,86	91,22	89,86	88,50	77,70	17,50	800mm	762PE	0,010	4,47	68,40	33,63	1080,29
Tramo-423	Bz-39943	92,18	92,76	89,64	89,20	59,10	7,44	355mm	355PVC	0,013	0,94	27,10	3,91	19,22
Tramo-424	Bz-39942	92,76	91,10	89,20	88,26	99,40	9,46	400mm	400PVC	0,013	1,01	22,50	4,63	19,22
Tramo-425	Bz-39318	90,47	91,40	89,13	88,77	67,10	5,32	400mm	400PVC	0,013	0,95	30,90	3,64	31,23
Tramo-426	Bz-39318	91,40	91,57	88,62	87,20	101,50	14,06	400mm	400PVC	0,013	1,35	27,50	7,81	31,23
Tramo-427	Bz-40056	91,22	89,63	88,50	86,97	128,30	11,92	800mm	762PE	0,010	3,86	83,80	24,52	1080,29
Tramo-428	Bz-39941	91,10	89,59	88,26	87,40	103,00	8,35	400mm	400PVC	0,013	0,97	38,20	4,20	19,22
Tramo-429	Bz-39940	89,59	89,63	87,40	86,97	11,60	37,13	400mm	400PVC	0,013	1,64	76,20	13,43	19,22
Tramo-430	Bz-39317	91,57	88,37	87,20	86,18	66,40	15,35	400mm	400PVC	0,013	1,39	27,30	8,36	31,23
Tramo-431	Bz-40056	89,63	88,24	86,97	85,38	129,50	12,27	800mm	762PE	0,010	3,91	71,60	25,27	1099,51
Tramo-432	Bz-39316	88,37	85,20	83,00	82,50	62,50	38,54	400mm	400PVC	0,013	1,92	24,90	17,15	31,23
Tramo-433	Bz-36117	88,24	87,83	85,38	84,98	38,10	10,50	800mm	762PE	0,010	3,68	74,80	22,17	1099,51
Tramo-434	Bz-36118	87,83	86,36	84,98	83,57	128,30	10,99	800mm	762PE	0,010	3,75	72,70	23,03	1099,51
Tramo-435	Bz-36120	86,36	84,96	83,57	82,27	93,60	13,89	800mm	762PE	0,010	4,11	84,30	28,00	1099,51
Tramo-436	Bz-35960	85,20	84,73	82,96	82,53	36,90	11,66	400mm	400PVC	0,013	1,26	28,10	6,74	31,23
Tramo-437	Bz-35959	84,73	83,95	82,52	81,55	28,30	34,22	400mm	400PVC	0,013	1,84	25,20	15,64	31,23
Tramo-438	Bz-36120	84,96	83,23	82,27	80,84	121,60	11,76	800mm	762PE	0,010	3,86	72,50	24,47	1112,51
Tramo-439	Bz-334796	83,95	83,20	81,53	80,63	31,10	28,79	400mm	400PVC	0,013	1,73	25,60	13,66	31,23
Tramo-440	Bz-36122	83,23	82,11	80,84	79,56	112,50	11,38	800mm	762PE	0,010	3,81	72,80	23,81	1112,51
Tramo-441	Bz-37657	83,20	80,75	80,61	77,93	93,60	28,62	400mm	400PVC	0,013	1,73	25,60	13,60	31,23
Tramo-442	Bz-36123	82,11	80,93	79,56	78,51	87,80	11,96	800mm	762PE	0,010	3,89	84,70	24,82	1112,51
Tramo-443	Bz-36124	80,93	79,27	78,51	76,93	130,50	12,11	800mm	762PE	0,010	3,91	72,50	25,14	1120,47
Tramo-444	Bz-37659	80,75	78,10	77,92	75,54	86,90	27,42	400mm	400PVC	0,013	1,70	25,70	13,16	31,23
Tramo-445	Bz-36124	79,27	77,00	76,93	75,40	121,30	12,61	800mm	762PE	0,010	3,97	72,10	26,01	1120,47
Tramo-446	Bz-37659	78,10	75,74	75,51	74,14	125,00	10,98	400mm	400PVC	0,013	1,34	32,90	7,30	41,89
Tramo-447	Bz-36230	77,00	76,56	75,40	74,21	96,30	12,36	800mm	762PE	0,010	3,94	72,40	25,57	1120,47
Tramo-448	Bz-36230	76,56	75,10	74,21	72,71	102,40	14,65	800mm	762PE	0,010	4,21	85,50	29,44	1120,47
Tramo-449	Bz-302296	75,74	75,21	74,11	73,48	111,90	5,60	450mm	450PVC	0,013	1,04	31,70	4,22	41,89
Tramo-450	Bz-37656	75,21	75,58	73,46	73,26	68,90	2,90	450mm	450PVC	0,013	0,82	34,40	2,52	41,89
Tramo-451	Bz-37655	75,58	75,01	73,25	72,90	100,30	3,53	450mm	450PVC	0,013	0,88	67,70	2,94	41,89
Tramo-452	Bz-334794	75,01	75,13	72,90	72,80	11,30	8,87	450mm	450PVC	0,013	0,26	100,00	6,07	41,89
Tramo-453	Bz-39228	75,13	75,10	72,80	72,71	4,60	19,69	800mm	762PE	0,010	1,83	80,30	9,11	41,89
Tramo-454	Bz-39428	75,10	74,75	72,71	71,94	56,70	13,58	800mm	762PE	0,010	4,13	74,00	28,05	1168,57
Tramo-455	Bz-36231	74,75	73,84	71,94	70,97	115,50	8,40	800mm	762PE	0,010	3,40	78,40	18,62	1168,57
Tramo-456	Bz-211810	73,84	72,93	70,97	70,08	83,50	10,66	800mm	762PE	0,010	3,75	75,70	22,87	1168,57
Tramo-457	Bz-211811	72,93	71,29	70,08	68,55	217,30	7,04	800mm	762PE	0,010	3,15	81,00	15,89	1168,57
Tramo-458	Bz-211812	71,29	69,38	68,55	66,63	162,80	11,80	800mm	762PE	0,010	3,91	74,30	24,93	1168,57
Tramo-459	Bz-310632	69,38	67,70	66,63	65,15	88,40	16,74	800mm	762PE	0,010	4,47	71,30	33,37	1168,57
Tramo-460	Bz-211813	67,70	66,59	65,15	64,06	74,10	14,72	800mm	762PE	0,010	4,26	72,80	29,99	1168,57
Tramo-461	Bz-211814	66,59	65,09	64,06	62,63	89,90	15,90	800mm	762PE	0,010	4,39	71,70	31,98	1168,57
Tramo-462	Bz-212126	65,09	63,75	62,63	60,70	81,40	23,72	800mm	762PE	0,010	5,10	68,70	44,36	1168,57

"Ampliación y Mejoramiento del Colector Puentes Piedra y Tratamiento de Aguas Servidas del Área del drenaje de la PTAR Puentes Piedra"

Tramo-463	Bz-212126	Bz-212340	63,75	62,12	60,70	59,33	112,50	12,18	800mm	762PE	0,010	3,95	74,00	25,61	1168,57
Tramo-464	Bz-212340	Bz-212339	62,12	60,67	59,33	58,24	168,90	6,46	800mm	762PE	0,010	3,03	86,40	14,65	1168,57
Tramo-465	Bz-212339	Bz-212341	60,67	59,92	58,24	57,66	28,30	20,46	800mm	762PE	0,010	4,84	73,00	39,47	1180,15
Tramo-466	Bz-212341	Bz-212342	59,92	58,31	57,66	56,26	102,40	13,67	800mm	762PE	0,010	4,15	73,30	28,30	1180,15
Tramo-467	Bz-212342	Bz-212343	58,31	57,86	56,26	55,10	66,40	8,43	1200mm	914PE	0,010	3,47	61,30	19,21	1180,15
Tramo-468	Bz-212343	Bz-212344	57,86	57,80	55,70	55,10	16,50	36,45	1200mm	914PE	0,010	5,95	56,60	62,08	1180,15
Tramo-469	Bz-212344	Bz-214246	57,80	58,16	55,10	54,35	98,80	7,60	1400mm	1219PE	0,010	3,36	74,90	17,82	1255,75
Tramo-470	Bz-214246	Bz-213826	58,16	58,27	54,35	54,28	61,00	1,15	1400mm	1219PE	0,010	1,08	100,00	3,86	1255,75
Tramo-471	Bz-213826	Bz-214247	58,27	61,79	54,28	54,21	64,60	1,08	1400mm	1219PE	0,010	1,08	100,00	3,86	1255,75
Tramo-472	Bz-214247	Bz-215056	61,79	63,36	54,21	54,12	61,30	1,47	1400mm	1219PE	0,010	1,08	100,00	4,74	1255,75
Tramo-473	Bz-215056	Bz-214010	63,36	63,79	54,12	54,10	38,40	0,52	1400mm	1219PE	0,010	1,08	100,00	1,88	1255,75
Tramo-474	Bz-214010	Bz-214009	63,79	61,87	54,10	53,98	125,00	0,96	1200mm	914PE	0,010	1,91	100,00	2,15	1255,75
Tramo-475	Bz-214009	Bz-214008	61,87	60,30	53,98	53,84	105,80	1,32	1200mm	914PE	0,010	1,91	100,00	2,96	1255,75
Tramo-476	Bz-214008	Bz-214007	60,30	59,04	53,84	53,72	96,90	1,24	1200mm	914PE	0,010	1,91	100,00	2,77	1255,75
Tramo-477	Bz-214007	Bz-305357	59,04	57,40	53,72	53,64	125,60	0,64	1200mm	914PE	0,010	1,91	100,00	1,43	1255,75
Tramo-478	Bz-305357	Bz-214006	57,40	56,54	53,64	53,39	118,90	2,10	1200mm	914PE	0,010	1,91	80,70	4,71	1255,75
Tramo-479	Bz-214006	Bz-214005	56,54	56,55	53,39	53,23	8,80	18,10	1200mm	914PE	0,010	4,69	76,30	36,47	1255,75
Tramo-480	Bz-214005	Bz-214004	56,55	56,52	53,23	52,90	121,60	2,71	1200mm	914PE	0,010	2,22	72,30	7,40	1.100
Tramo-481	Bz-214004	Bz-305356	56,52	57,10	52,90	52,66	78,90	3,04	1200mm	914PE	0,010	2,34	74,30	8,24	1255,75
Tramo-482	Bz-305356	Bz-214003	57,10	56,61	52,66	52,31	35,40	9,90	1200mm	914PE	0,010	3,75	63,50	22,41	1255,75
Tramo-483	Bz-214003	Bz-214002	56,61	55,83	52,31	52,14	75,00	2,27	1400mm	1219PE	0,010	2,16	53,90	6,77	1255,75
Tramo-484	Bz-214002	Bz-214001	55,83	55,36	52,14	51,95	64,30	2,95	1200mm	914PE	0,010	2,31	74,80	8,02	1255,75
Tramo-485	Bz-214001	Bz-214000	55,36	55,20	51,95	51,62	83,50	3,95	1200mm	914PE	0,010	2,62	70,50	10,41	1255,75
Tramo-486	Bz-214000	Bz-213999	55,20	54,79	51,62	51,37	7,60	32,81	1200mm	914PE	0,010	5,82	61,80	58,59	1255,75
Tramo-487	Bz-213999	Bz-305375	54,79	54,60	51,37	50,90	21,60	21,72	1200mm	914PE	0,010	5,01	60,30	42,19	1255,75
Tramo-488	Bz-305375	Bz-214205	54,60	51,95	50,90	49,24	80,80	20,55	1200mm	914PE	0,010	4,91	76,50	40,37	1255,75
Tramo-489	Bz-214205	PTAR	51,95	52,10	49,24	49,19	22,30	2,25	1200mm	914PE	0,010	1,91	76,50	5,03	1255,75

20

100

68 >75
>75
>75

“Ampliación y Mejoramiento del Colector Puente Piedra y Tratamiento de Aguas Servidas del Área del drenaje de la PTAR Puente Piedra”

Reporte de Buzones del Colector Puente Piedra Existente - Año 2015

Buzón	Nivel de Terreno (m.)	Nivel de Fondo (m.)	Caudal (Ingreso Local) (L/s)	Tipo de Estructura	Diámetro (mm)	Coordenadas	
						Este	Norte
Bz-302128	217,32	214,71	79,90	Circular Structure	1500,00	276.765,20	8.690.397,55
Bz-6510	216,00	214,17	0,00	Circular Structure	1500,00	276.732,77	8.690.306,11
Bz-7332	214,91	213,38	0,00	Circular Structure	1500,00	276.684,44	8.690.182,19
Bz-7330	214,59	212,57	0,00	Circular Structure	1500,00	276.610,73	8.690.096,75
Bz-7329	213,25	211,47	0,00	Circular Structure	1500,00	276.536,68	8.690.010,91
Bz-7328	212,39	210,37	0,00	Circular Structure	1500,00	276.459,29	8.689.921,21
Bz-7331	211,73	209,39	0,00	Circular Structure	1500,00	276.418,94	8.689.874,44
Bz-7521	211,48	209,17	0,00	Circular Structure	1500,00	276.406,76	8.689.873,60
Bz-328016	211,10	207,96	0,00	Circular Structure	1500,00	276.363,29	8.689.839,44
Bz-328017	210,00	206,81	0,00	Circular Structure	1500,00	276.316,22	8.689.802,44
Bz-7520	208,60	206,07	0,00	Circular Structure	1500,00	276.271,42	8.689.767,23
Bz-7519	208,45	205,98	0,00	Circular Structure	1500,00	276.260,71	8.689.772,91
Bz-4617	208,48	205,84	49,22	Circular Structure	1500,00	271.392,68	8.690.660,19
Bz-7518	208,30	205,77	0,00	Circular Structure	1500,00	276.230,40	8.689.755,77
Bz-7517	208,00	205,52	0,00	Circular Structure	1500,00	276.197,86	8.689.738,74
Bz-7444	207,21	204,81	0,00	Circular Structure	1500,00	276.092,88	8.689.683,50
Bz-4616	206,76	204,42	0,00	Circular Structure	1500,00	271.411,10	8.690.585,02
Bz-4535	206,20	204,31	0,00	Circular Structure	1500,00	271.417,84	8.690.553,55
Bz-7443	206,36	204,18	0,00	Circular Structure	1500,00	276.012,22	8.689.617,29
Bz-7442	205,85	203,48	0,00	Circular Structure	1500,00	275.925,84	8.689.545,01
Bz-7441	205,48	202,80	0,00	Circular Structure	1500,00	275.806,69	8.689.448,49
Bz-4481	204,71	202,76	0,00	Circular Structure	1500,00	271.434,44	8.690.493,17
Bz-7432	204,56	202,27	0,00	Circular Structure	1500,00	275.702,70	8.689.522,46
Bz-7431	203,87	201,78	0,00	Circular Structure	1500,00	275.616,43	8.689.567,54
Bz-7440	203,72	201,08	0,00	Circular Structure	1500,00	275.524,68	8.689.615,74
Bz-4480	202,33	200,88	0,00	Circular Structure	1500,00	271.454,41	8.690.419,59
Bz-7439	203,16	200,71	0,00	Circular Structure	1500,00	275.505,74	8.689.594,54
Bz-7438	202,59	200,01	0,00	Circular Structure	1500,00	275.454,37	8.689.535,99
Bz-4479	201,38	199,92	0,00	Circular Structure	1500,00	271.474,17	8.690.339,83
Bz-7437	202,01	199,31	0,00	Circular Structure	1500,00	275.403,96	8.689.478,20
Bz-7436	201,38	198,61	0,00	Circular Structure	1500,00	275.353,53	8.689.419,58
Bz-4615	200,61	198,34	0,00	Circular Structure	1500,00	271.489,42	8.690.281,28
Bz-7435	200,58	197,91	0,00	Circular Structure	1500,00	275.301,26	8.689.362,74
Bz-7434	200,10	197,21	0,00	Circular Structure	1500,00	275.253,05	8.689.303,68
Bz-4478	199,79	197,11	0,00	Circular Structure	1500,00	271.391,19	8.690.240,11
Bz-7433	199,26	196,51	0,00	Circular Structure	1500,00	275.202,13	8.689.243,49
Bz-6336	197,95	195,57	0,00	Circular Structure	1500,00	271.325,16	8.690.173,53
Bz-8599	197,92	195,11	0,00	Circular Structure	1500,00	274.991,19	8.688.974,59
Bz-8600	198,81	195,11	0,00	Circular Structure	1500,00	275.069,62	8.689.065,68
Bz-8598	197,65	194,68	0,00	Circular Structure	1500,00	274.954,15	8.688.931,30
Bz-6481	196,31	194,12	0,00	Circular Structure	1500,00	271.249,61	8.690.091,00
Bz-8489	196,84	193,82	0,00	Circular Structure	1500,00	274.874,22	8.688.840,37
Bz-8488	196,74	193,10	7,44	Circular Structure	1500,00	274.803,79	8.688.755,63
Bz-198056	194,40	192,69	9,53	Circular Structure	1500,00	270.504,73	8.689.592,50
Bz-6197	194,72	192,64	0,00	Circular Structure	1500,00	271.179,39	8.690.013,57
Bz-8486	195,59	192,19	0,00	Circular Structure	1500,00	274.902,11	8.688.673,66
Bz-8487	196,00	192,19	0,00	Circular Structure	1500,00	274.877,98	8.688.701,59
Bz-6196	194,53	192,08	0,00	Circular Structure	1500,00	271.147,62	8.690.038,86
Bz-8576	194,92	191,92	0,00	Circular Structure	1500,00	274.895,79	8.688.638,35
Bz-8575	193,65	191,40	0,00	Circular Structure	1500,00	274.848,06	8.688.571,76
Bz-302126	193,19	191,23	0,00	Circular Structure	1500,00	271.104,95	8.689.984,49
Bz-8574	192,70	190,77	0,00	Circular Structure	1500,00	274.791,46	8.688.493,01
Bz-198046	192,13	190,55	0,00	Circular Structure	1500,00	270.592,63	8.689.636,91
Bz-8573	192,07	190,23	0,00	Circular Structure	1500,00	274.734,03	8.688.416,90
Bz-7467	193,33	190,18	28,47	Circular Structure	1500,00	273.410,48	8.689.415,36
Bz-7469	193,00	189,92	0,00	Circular Structure	1500,00	273.383,65	8.689.386,38
Bz-7468	192,56	189,67	0,00	Circular Structure	1500,00	273.348,70	8.689.350,31
Bz-6362	193,02	189,65	3,07	Circular Structure	1500,00	271.061,28	8.689.927,61
Bz-195004	191,25	189,45	0,00	Circular Structure	1500,00	270.647,62	8.689.663,45
Bz-8572	191,47	189,41	0,00	Circular Structure	1500,00	274.674,95	8.688.342,11
Bz-7342	191,99	189,40	0,00	Circular Structure	1500,00	273.289,57	8.689.286,95
Bz-198055	190,90	189,39	4,26	Circular Structure	1500,00	270.681,08	8.689.680,26
Bz-195003	190,70	189,24	0,00	Circular Structure	1500,00	270.739,93	8.689.711,61
Bz-195002	190,83	189,16	0,00	Circular Structure	1500,00	270.771,93	8.689.729,59
Bz-6198	192,04	189,15	0,00	Circular Structure	1500,00	271.159,86	8.689.847,12
Bz-195001	190,90	189,04	0,00	Circular Structure	1500,00	270.828,50	8.689.759,95
Bz-195000	190,94	188,95	0,00	Circular Structure	1500,00	270.871,96	8.689.787,91
Bz-7470	191,42	188,93	0,00	Circular Structure	1500,00	273.221,44	8.689.213,67
Bz-194999	190,88	188,83	0,00	Circular Structure	1500,00	270.924,40	8.689.824,73
Bz-6738	191,05	188,83	0,00	Circular Structure	1500,00	273.169,63	8.689.157,93
Bz-194998	191,19	188,74	0,00	Circular Structure	1500,00	270.958,84	8.689.848,58
Bz-8571	191,00	188,70	0,00	Circular Structure	1500,00	274.618,14	8.688.270,27

“Ampliación y Mejoramiento del Colector Puente Piedra y Tratamiento de Aguas Servidas del Área del drenaje de la PTAR Puente Piedra”

Bz-8550	190,94	188,66	0,00	Circular Structure	1500,00	273.111,47	8.689.096,93
Bz-8549	190,60	188,60	0,00	Circular Structure	1500,00	273.060,34	8.689.041,97
Bz-6364	192,07	188,57	0,00	Circular Structure	1500,00	271.029,72	8.689.904,34
Bz-6480	192,40	188,51	0,00	Circular Structure	1500,00	271.048,97	8.689.875,80
Bz-8548	190,52	188,51	0,00	Circular Structure	1500,00	273.072,85	8.688.992,55
Bz-296036	190,71	188,42	0,00	Circular Structure	1500,00	273.083,08	8.688.930,45
Bz-6361	192,61	188,38	0,00	Circular Structure	1500,00	271.233,75	8.689.789,57
Bz-6479	192,09	188,37	0,00	Circular Structure	1500,00	271.081,65	8.689.832,05
Bz-6478	191,89	188,30	0,00	Circular Structure	1500,00	271.100,87	8.689.808,33
Bz-8547	190,70	188,27	0,00	Circular Structure	1500,00	273.065,74	8.688.904,67
Bz-6209	192,61	188,25	0,00	Circular Structure	1500,00	271.262,04	8.689.767,54
Bz-6477	191,76	188,17	0,00	Circular Structure	1500,00	271.120,09	8.689.789,72
Bz-6360	191,21	188,10	0,00	Circular Structure	1500,00	271.314,82	8.689.726,45
Bz-7665	191,69	188,08	0,00	Circular Structure	1500,00	271.138,44	8.689.775,20
Bz-7664	191,44	188,02	0,00	Circular Structure	1500,00	271.186,45	8.689.740,16
Bz-8546	190,45	187,98	0,00	Circular Structure	1500,00	273.027,69	8.688.862,62
Bz-7663	190,91	187,82	0,00	Circular Structure	1500,00	271.261,49	8.689.680,76
Bz-7988	190,87	187,80	0,00	Circular Structure	1500,00	271.349,30	8.689.699,85
Bz-6359	190,36	187,70	0,00	Circular Structure	1500,00	271.396,29	8.689.663,58
Bz-70650	190,15	187,69	0,00	Circular Structure	1500,00	274.551,93	8.688.187,27
Bz-6350	190,41	187,57	80,65	Circular Structure	1500,00	271.321,21	8.689.638,84
Bz-8002	190,45	187,50	11,07	Circular Structure	1500,00	271.822,38	8.689.739,32
Bz-6358	190,58	187,49	0,00	Circular Structure	1500,00	271.476,80	8.689.599,02
Bz-6342	190,37	187,34	0,00	Circular Structure	1500,00	271.780,21	8.689.709,96
Bz-6341	190,37	187,27	0,00	Circular Structure	1500,00	271.750,39	8.689.689,53
Bz-8545	190,20	187,19	0,00	Circular Structure	1500,00	272.974,98	8.688.796,88
Bz-7997	189,62	187,14	0,00	Circular Structure	1500,00	271.703,93	8.689.641,83
Bz-7996	189,35	187,09	0,00	Circular Structure	1500,00	271.686,29	8.689.623,75
Bz-295533	189,81	187,08	0,00	Circular Structure	1500,00	271.412,92	8.689.569,17
Bz-71105	189,29	186,95	0,00	Circular Structure	1500,00	274.640,40	8.688.113,87
Bz-6340	189,88	186,92	0,00	Circular Structure	1500,00	271.654,28	8.689.584,64
Bz-7993	189,82	186,89	0,00	Circular Structure	1500,00	271.621,64	8.689.562,20
Bz-6339	189,62	186,84	0,00	Circular Structure	1500,00	271.616,17	8.689.545,03
Bz-6357	189,48	186,74	0,00	Circular Structure	1500,00	271.579,36	8.689.532,13
Bz-6338	189,43	186,73	0,00	Circular Structure	1500,00	271.582,75	8.689.518,74
Bz-8544	189,81	186,71	0,00	Circular Structure	1500,00	272.941,88	8.688.757,96
Bz-6356	189,42	186,70	0,00	Circular Structure	1500,00	271.586,11	8.689.505,48
Bz-8099	189,59	186,63	0,00	Circular Structure	1500,00	271.502,33	8.689.496,83
Bz-6355	189,27	186,51	0,00	Circular Structure	1500,00	271.634,12	8.689.464,93
Bz-8543	189,45	186,31	0,00	Circular Structure	1500,00	272.916,07	8.688.720,77
Bz-71104	189,10	186,25	0,00	Circular Structure	1500,00	274.716,24	8.688.051,81
Bz-6354	189,97	186,13	0,00	Circular Structure	1500,00	271.713,59	8.689.395,91
Bz-8538	189,06	186,05	0,00	Circular Structure	1500,00	272.879,16	8.688.679,15
Bz-6737	188,55	185,95	0,00	Circular Structure	1500,00	272.862,78	8.688.660,53
Bz-6353	188,09	185,88	0,00	Circular Structure	1500,00	271.800,35	8.689.320,50
Bz-8537	188,50	185,65	0,00	Circular Structure	1500,00	272.853,83	8.688.663,36
Bz-6352	188,80	185,63	0,00	Circular Structure	1500,00	271.890,69	8.689.248,05
Bz-298399	189,32	185,62	0,00	Circular Structure	1500,00	274.797,19	8.687.987,82
Bz-302629	188,37	185,53	0,00	Circular Structure	1500,00	272.778,02	8.688.581,32
Bz-6349	189,28	185,52	36,21	Circular Structure	1500,00	271.598,01	8.689.423,98
Bz-8095	188,84	185,40	0,00	Circular Structure	1500,00	271.685,73	8.689.354,47
Bz-8054	188,00	185,37	0,00	Circular Structure	1500,00	272.779,73	8.688.569,26
Bz-7675	188,68	185,34	0,00	Circular Structure	1500,00	271.744,82	8.689.308,11
Bz-7673	188,49	185,30	0,00	Circular Structure	1500,00	271.815,04	8.689.254,32
Bz-7724	188,70	185,23	0,00	Circular Structure	1500,00	271.925,50	8.689.174,80
Bz-7726	188,72	185,11	6,04	Circular Structure	1500,00	272.086,98	8.689.090,41
Bz-8153	188,63	185,11	0,00	Circular Structure	1500,00	271.981,04	8.689.175,60
Bz-6740	188,34	185,07	0,00	Circular Structure	1500,00	272.855,47	8.688.507,08
Bz-7728	188,86	185,04	0,00	Circular Structure	1500,00	272.074,28	8.689.074,62
Bz-8133	188,62	185,04	0,00	Circular Structure	1500,00	271.992,47	8.689.123,63
Bz-71103	189,76	184,99	0,00	Circular Structure	1500,00	274.870,97	8.687.925,68
Bz-8154	188,91	184,88	0,00	Circular Structure	1500,00	272.067,13	8.689.065,93
Bz-8813	188,75	184,84	0,00	Circular Structure	1500,00	272.941,54	8.688.435,88
Bz-7723	188,33	184,67	0,00	Circular Structure	1500,00	272.148,75	8.688.991,64
Bz-8132	188,10	184,57	0,00	Circular Structure	1500,00	272.199,03	8.688.940,76
Bz-6739	188,64	184,57	0,00	Circular Structure	1500,00	272.996,38	8.688.394,01
Bz-335101	187,81	184,45	151,28	Circular Structure	1500,00	274.353,40	8.687.974,82
Bz-335103	187,46	184,36	0,00	Circular Structure	1500,00	274.313,18	8.687.928,49
Bz-71102	188,60	184,35	0,00	Circular Structure	1500,00	274.806,87	8.687.847,53
Bz-8131	188,34	184,34	0,00	Circular Structure	1500,00	272.301,72	8.688.841,00
Bz-8810	188,50	184,32	0,00	Circular Structure	1500,00	273.038,87	8.688.361,62
Bz-8134	187,47	184,23	4,21	Circular Structure	1500,00	272.396,25	8.688.743,86
Bz-8807	188,59	184,23	0,00	Circular Structure	1500,00	273.065,91	8.688.338,93
Bz-8136	187,55	184,18	0,00	Circular Structure	1500,00	272.405,75	8.688.753,05
Bz-8135	188,46	184,10	0,00	Circular Structure	1500,00	272.417,35	8.688.807,70
Bz-8130	188,45	184,07	3,73	Circular Structure	1500,00	272.429,75	8.688.806,39
Bz-6987	188,18	184,00	0,00	Circular Structure	1500,00	272.540,82	8.688.719,76
Bz-302140	188,36	183,99	0,00	Circular Structure	1500,00	273.147,79	8.688.273,40
Bz-8805	188,13	183,98	12,07	Circular Structure	1500,00	273.216,85	8.688.218,56
Bz-8129	188,54	183,69	0,00	Circular Structure	1500,00	272.657,86	8.688.625,60

“Ampliación y Mejoramiento del Colector Puente Piedra y Tratamiento de Aguas Servidas del Área del drenaje de la PTAR Puente Piedra”

Bz-71101	187,28	183,64	0,00	Circular Structure	1500,00	274.743,65	8.687.766,76
Bz-8804	188,13	183,64	0,00	Circular Structure	1500,00	273.205,13	8.688.201,72
Bz-8155	188,41	183,61	0,00	Circular Structure	1500,00	272.734,33	8.688.563,95
Bz-6753	188,48	183,51	0,00	Circular Structure	1500,00	272.820,43	8.688.496,89
Bz-71100	187,05	183,48	0,00	Circular Structure	1500,00	274.728,04	8.687.736,43
Bz-6754	188,56	183,39	0,00	Circular Structure	1500,00	272.914,71	8.688.419,77
Bz-302615	188,45	183,28	0,00	Circular Structure	1500,00	273.025,74	8.688.334,24
Bz-335104	186,93	183,25	0,00	Circular Structure	1500,00	274.431,36	8.687.835,25
Bz-6755	187,76	183,20	0,00	Circular Structure	1500,00	273.121,69	8.688.260,88
Bz-70438	188,20	183,11	0,00	Circular Structure	1500,00	273.200,25	8.688.194,72
Bz-335105	186,99	182,89	0,00	Circular Structure	1500,00	274.483,15	8.687.814,71
Bz-70444	187,70	182,88	0,00	Circular Structure	1500,00	273.298,75	8.688.118,71
Bz-70439	186,92	182,77	0,00	Circular Structure	1500,00	273.409,22	8.688.027,70
Bz-70440	187,15	182,75	41,38	Circular Structure	1500,00	273.420,12	8.688.026,83
Bz-71059	186,39	182,68	0,00	Circular Structure	1500,00	273.530,70	8.687.937,70
Bz-71099	186,93	182,68	0,00	Circular Structure	1500,00	274.723,33	8.687.709,58
Bz-70443	186,00	182,61	0,00	Circular Structure	1500,00	273.619,69	8.687.869,64
Bz-70442	185,52	182,48	0,00	Circular Structure	1500,00	273.684,25	8.687.818,31
Bz-335106	186,98	182,48	0,00	Circular Structure	1500,00	274.540,46	8.687.795,04
Bz-70441	185,51	182,45	0,00	Circular Structure	1500,00	273.710,32	8.687.797,54
Bz-297388	185,33	182,33	0,00	Circular Structure	1500,00	273.787,65	8.687.735,64
Bz-70448	184,92	182,14	0,00	Circular Structure	1500,00	273.837,37	8.687.694,33
Bz-71098	186,45	182,10	0,00	Circular Structure	1500,00	274.714,82	8.687.637,95
Bz-70449	184,92	182,07	0,00	Circular Structure	1500,00	273.841,60	8.687.685,87
Bz-71097	186,37	181,92	0,00	Circular Structure	1500,00	274.714,82	8.687.615,79
Bz-70450	184,72	181,86	0,00	Circular Structure	1500,00	273.902,75	8.687.626,81
Bz-335107	186,04	181,74	0,00	Circular Structure	1500,00	274.532,41	8.687.673,00
Bz-335108	185,90	181,60	0,00	Circular Structure	1500,00	274.501,79	8.687.672,08
Bz-70451	184,31	181,59	0,00	Circular Structure	1500,00	273.949,31	8.687.582,29
Bz-335109	185,83	181,51	0,00	Circular Structure	1500,00	274.457,15	8.687.669,19
Bz-335110	185,83	181,41	0,00	Circular Structure	1500,00	274.407,23	8.687.661,72
Bz-70434	183,86	181,30	0,00	Circular Structure	1500,00	274.011,72	8.687.529,64
Bz-335111	185,17	181,27	0,00	Circular Structure	1500,00	274.441,65	8.687.585,31
Bz-335112	184,97	181,17	0,00	Circular Structure	1500,00	274.468,08	8.687.540,30
Bz-70435	183,74	181,12	0,00	Circular Structure	1500,00	274.041,43	8.687.497,84
Bz-335113	184,43	180,93	0,00	Circular Structure	1500,00	274.525,95	8.687.446,25
Bz-71096	185,76	180,88	0,00	Circular Structure	1500,00	274.765,56	8.687.527,28
Bz-335114	183,75	180,69	0,00	Circular Structure	1500,00	274.432,03	8.687.382,15
Bz-70364	183,42	180,62	0,00	Circular Structure	1500,00	274.102,53	8.687.414,90
Bz-71095	184,63	180,50	0,00	Circular Structure	1500,00	274.661,31	8.687.456,68
Bz-335115	183,30	180,24	0,00	Circular Structure	1500,00	274.336,64	8.687.317,82
Bz-70363	182,89	180,17	0,00	Circular Structure	1500,00	274.131,20	8.687.372,98
Bz-70652	184,16	180,14	0,00	Circular Structure	1500,00	274.561,69	8.687.391,11
Bz-70362	182,66	179,93	0,00	Circular Structure	1500,00	274.201,71	8.687.265,01
Bz-335116	183,00	179,86	0,00	Circular Structure	1500,00	274.244,45	8.687.254,21
Bz-335117	182,60	179,69	0,00	Circular Structure	1500,00	274.261,65	8.687.219,14
Bz-70651	183,83	179,64	14,97	Circular Structure	1500,00	274.588,55	8.687.351,37
Bz-335118	182,48	179,45	0,00	Circular Structure	1500,00	274.300,22	8.687.160,24
Bz-70653	183,12	179,32	0,00	Circular Structure	1500,00	274.497,14	8.687.287,50
Bz-60361	182,35	179,14	0,00	Circular Structure	1500,00	274.281,07	8.687.139,19
Bz-335119	181,66	179,06	0,00	Circular Structure	1500,00	274.365,50	8.687.061,83
Bz-70654	182,72	178,99	0,00	Circular Structure	1500,00	274.551,79	8.687.202,69
Bz-59124	181,97	178,80	126,55	Circular Structure	1500,00	274.610,99	8.687.097,12
Bz-59125	181,93	178,66	0,00	Circular Structure	1500,00	274.618,19	8.687.108,25
Bz-335120	180,97	178,59	0,00	Circular Structure	1500,00	274.423,50	8.686.974,45
Bz-58532	181,65	178,34	0,00	Circular Structure	1500,00	274.559,44	8.687.070,60
Bz-60360	181,26	178,23	0,00	Circular Structure	1500,00	274.356,49	8.687.023,69
Bz-58541	181,43	178,20	0,00	Circular Structure	1500,00	274.516,86	8.687.035,44
Bz-335121	180,71	178,18	0,00	Circular Structure	1500,00	274.407,33	8.686.950,43
Bz-335122	180,36	177,99	0,00	Circular Structure	1500,00	274.436,39	8.686.902,15
Bz-58533	181,16	177,98	0,00	Circular Structure	1500,00	274.475,55	8.687.016,25
Bz-58537	180,91	177,79	0,00	Circular Structure	1500,00	274.421,49	8.686.981,23
Bz-60359	180,83	177,69	0,00	Circular Structure	1500,00	274.394,95	8.686.964,77
Bz-298828	180,90	177,64	0,00	Circular Structure	1500,00	274.448,39	8.686.940,27
Bz-58542	180,90	177,60	0,00	Circular Structure	1500,00	274.437,80	8.686.983,29
Bz-58540	180,91	177,59	0,00	Circular Structure	1500,00	274.432,24	8.686.979,43
Bz-58536	180,34	177,37	0,00	Circular Structure	1500,00	274.427,59	8.686.920,71
Bz-60177	180,32	177,23	0,00	Circular Structure	1500,00	274.436,32	8.686.897,80
Bz-58539	179,84	176,99	0,00	Circular Structure	1500,00	274.484,30	8.686.900,95
Bz-60354	179,82	176,77	10,73	Circular Structure	1500,00	274.248,24	8.686.958,20
Bz-58535	179,73	176,74	0,00	Circular Structure	1500,00	274.479,29	8.686.846,10
Bz-60178	179,83	176,71	0,00	Circular Structure	1500,00	274.480,77	8.686.831,86
Bz-58538	179,05	176,04	0,00	Circular Structure	1500,00	274.535,59	8.686.822,09
Bz-58534	178,70	175,90	0,00	Circular Structure	1500,00	274.521,19	8.686.787,31
Bz-300882	178,66	175,54	0,00	Circular Structure	1500,00	274.521,39	8.686.774,76
Bz-58527	177,50	175,40	0,00	Circular Structure	1500,00	274.577,99	8.686.720,05
Bz-58530	177,12	174,97	0,00	Circular Structure	1500,00	274.589,99	8.686.687,73
Bz-60353	177,62	174,76	0,00	Circular Structure	1500,00	274.348,84	8.686.859,10
Bz-60179	177,68	174,73	0,00	Circular Structure	1500,00	274.552,72	8.686.722,85
Bz-58529	177,04	174,69	0,00	Circular Structure	1500,00	274.580,79	8.686.683,31

“Ampliación y Mejoramiento del Colector Puente Piedra y Tratamiento de Aguas Servidas del Área del drenaje de la PTAR Puente Piedra”

Bz-60362	178,86	174,56	0,00	Circular Structure	1500,00	274.365,38	8.686.847,39
Bz-58531	176,76	173,75	0,00	Circular Structure	1500,00	274.566,07	8.686.676,24
Bz-60188	177,59	173,73	0,00	Circular Structure	1500,00	274.450,28	8.686.769,88
Bz-60187	176,82	173,49	82,83	Circular Structure	1500,00	274.506,42	8.686.710,94
Bz-60186	176,60	171,93	0,00	Circular Structure	1500,00	274.561,05	8.686.652,20
Bz-58504	175,29	171,77	0,00	Circular Structure	1500,00	274.570,52	8.686.613,64
Bz-60180	174,38	171,33	0,00	Circular Structure	1500,00	274.581,49	8.686.577,51
Bz-332802	173,63	170,28	91,92	Circular Structure	1500,00	276.144,62	8.685.604,11
Bz-333036	173,03	170,20	0,00	Circular Structure	1500,00	276.128,11	8.685.607,89
Bz-60185	173,25	170,20	0,00	Circular Structure	1500,00	274.574,73	8.686.504,86
Bz-60184	172,27	169,99	0,00	Circular Structure	1500,00	274.577,31	8.686.468,18
Bz-60181	172,32	169,92	0,00	Circular Structure	1500,00	274.589,70	8.686.456,29
Bz-332965	171,33	168,54	0,00	Circular Structure	1500,00	276.073,21	8.685.521,24
Bz-332548	170,60	167,90	0,00	Circular Structure	1500,00	276.053,50	8.685.487,51
Bz-60063	169,74	167,75	0,00	Circular Structure	1500,00	274.583,59	8.686.401,39
Bz-58543	167,99	166,18	1,63	Circular Structure	1500,00	274.586,05	8.686.293,37
Bz-332549	168,49	165,72	0,00	Circular Structure	1500,00	275.985,90	8.685.379,16
Bz-58544	166,67	165,17	0,00	Circular Structure	1500,00	274.586,62	8.686.225,71
Bz-49932	165,35	163,39	0,00	Circular Structure	1500,00	274.588,92	8.686.112,07
Bz-333127	166,16	163,34	0,00	Circular Structure	1500,00	275.908,37	8.685.252,03
Bz-63862	165,33	163,17	17,88	Circular Structure	1500,00	274.589,13	8.686.101,94
Bz-296847	164,85	162,93	0,00	Circular Structure	1500,00	274.591,28	8.686.035,13
Bz-63867	164,86	162,56	0,00	Circular Structure	1500,00	274.595,42	8.685.917,94
Bz-63866	164,66	162,52	0,00	Circular Structure	1500,00	274.578,70	8.685.907,41
Bz-63865	165,20	162,42	0,00	Circular Structure	1500,00	274.582,71	8.685.834,71
Bz-63864	166,86	162,26	0,00	Circular Structure	1500,00	274.588,51	8.685.729,55
Bz-332550	164,74	162,10	0,00	Circular Structure	1500,00	275.855,19	8.685.165,64
Bz-63863	167,88	161,99	0,00	Circular Structure	1500,00	274.595,35	8.685.605,50
Bz-50251	167,26	161,79	0,00	Circular Structure	1500,00	274.608,10	8.685.466,88
Bz-50483	166,47	161,58	0,00	Circular Structure	1500,00	274.617,56	8.685.335,81
Bz-50482	164,42	161,30	0,00	Circular Structure	1500,00	274.621,07	8.685.211,42
Bz-332888	164,06	161,28	0,00	Circular Structure	1500,00	275.824,77	8.685.117,88
Bz-332551	162,83	159,33	0,00	Circular Structure	1500,00	275.775,95	8.685.038,11
Bz-45548	161,69	158,66	0,00	Circular Structure	1500,00	274.628,28	8.685.056,29
Bz-332725	161,51	158,64	0,00	Circular Structure	1500,00	275.740,23	8.684.977,52
Bz-333037	160,50	158,02	0,00	Circular Structure	1500,00	275.711,79	8.684.928,95
Bz-332966	159,15	156,56	0,00	Circular Structure	1500,00	275.660,86	8.684.832,37
Bz-50039	157,46	155,67	67,88	Circular Structure	1500,00	274.176,72	8.685.246,10
Bz-64313	158,18	155,48	0,00	Circular Structure	1500,00	274.204,71	8.685.232,91
Bz-333038	158,01	155,45	0,00	Circular Structure	1500,00	275.624,08	8.684.767,58
Bz-46690	156,77	155,34	0,00	Circular Structure	1500,00	274.199,98	8.685.183,41
Bz-45556	159,14	155,10	0,00	Circular Structure	1500,00	274.634,62	8.684.924,67
Bz-46689	156,55	155,05	0,00	Circular Structure	1500,00	274.198,42	8.685.163,90
Bz-48320	157,18	154,99	0,00	Circular Structure	1500,00	274.229,12	8.685.148,81
Bz-46688	157,15	154,56	0,00	Circular Structure	1500,00	274.274,16	8.685.146,48
Bz-46421	155,83	154,44	0,00	Circular Structure	1500,00	274.304,93	8.685.082,65
Bz-46423	155,93	154,37	0,00	Circular Structure	1500,00	274.292,99	8.685.042,03
Bz-46422	155,64	154,24	6,72	Circular Structure	1500,00	274.284,35	8.684.997,47
Bz-332967	156,64	154,03	0,00	Circular Structure	1500,00	275.582,01	8.684.693,76
Bz-46570	157,30	153,91	0,00	Circular Structure	1500,00	274.673,08	8.684.926,44
Bz-301319	155,36	153,42	0,00	Circular Structure	1500,00	274.279,44	8.684.970,19
Bz-332889	155,76	153,04	0,00	Circular Structure	1500,00	275.548,41	8.684.633,03
Bz-46671	154,96	152,25	0,00	Circular Structure	1500,00	274.327,22	8.684.940,57
Bz-46569	154,86	152,24	0,00	Circular Structure	1500,00	274.712,71	8.684.924,42
Bz-48327	154,51	151,86	0,00	Circular Structure	1500,00	274.329,49	8.684.931,58
Bz-46672	154,63	151,58	0,00	Circular Structure	1500,00	274.369,85	8.684.912,90
Bz-332552	154,40	151,50	0,00	Circular Structure	1500,00	275.498,01	8.684.543,21
Bz-332553	153,84	151,21	0,00	Circular Structure	1500,00	275.476,31	8.684.505,37
Bz-48326	154,87	151,10	0,00	Circular Structure	1500,00	274.402,62	8.684.897,52
Bz-46670	155,12	150,80	0,00	Circular Structure	1500,00	274.453,15	8.684.878,26
Bz-46669	155,60	150,55	0,00	Circular Structure	1500,00	274.483,19	8.684.876,65
Bz-46737	153,45	150,37	0,00	Circular Structure	1500,00	274.719,09	8.684.818,26
Bz-332644	152,89	150,25	0,00	Circular Structure	1500,00	275.450,25	8.684.460,92
Bz-48325	152,79	150,16	0,00	Circular Structure	1500,00	274.506,24	8.684.841,56
Bz-48324	151,92	149,85	0,00	Circular Structure	1500,00	274.524,31	8.684.815,03
Bz-48323	151,07	149,56	0,00	Circular Structure	1500,00	274.542,95	8.684.782,74
Bz-48322	153,30	149,27	0,00	Circular Structure	1500,00	274.517,83	8.684.757,22
Bz-333128	151,62	148,79	0,00	Circular Structure	1500,00	275.406,86	8.684.382,61
Bz-48315	151,48	148,78	9,31	Circular Structure	1500,00	274.561,22	8.684.702,97
Bz-46738	151,02	148,68	0,00	Circular Structure	1500,00	274.720,90	8.684.769,42
Bz-48321	150,57	148,39	0,00	Circular Structure	1500,00	274.581,58	8.684.696,51
Bz-45555	150,71	148,21	0,00	Circular Structure	1500,00	274.607,92	8.684.702,88
Bz-46568	151,56	147,92	0,00	Circular Structure	1500,00	274.636,54	8.684.712,36
Bz-46845	150,03	147,82	0,00	Circular Structure	1500,00	274.723,94	8.684.720,18
Bz-39327	149,15	147,75	16,61	Circular Structure	1500,00	271.496,36	8.680.168,91
Bz-46567	151,29	147,58	0,00	Circular Structure	1500,00	274.661,48	8.684.739,77
Bz-298779	152,07	147,43	0,00	Circular Structure	1500,00	274.687,76	8.684.737,83
Bz-332890	150,22	147,23	0,00	Circular Structure	1500,00	275.357,51	8.684.295,43
Bz-46846	149,62	147,17	0,00	Circular Structure	1500,00	274.727,68	8.684.648,46
Bz-39331	148,58	147,09	0,00	Circular Structure	1500,00	271.539,68	8.680.185,00

“Ampliación y Mejoramiento del Colector Puentes Piedra y Tratamiento de Aguas Servidas del Área del drenaje de la PTAR Puentes Piedra”

Bz-46566	150,95	146,78	0,00	Circular Structure	1500,00	274.691,96	8.684.658,98
Bz-46847	148,41	146,36	22,75	Circular Structure	1500,00	274.733,19	8.684.545,46
Bz-332554	148,56	146,30	0,00	Circular Structure	1500,00	275.308,17	8.684.208,77
Bz-220069	148,31	146,24	0,00	Circular Structure	1500,00	271.590,77	8.680.203,91
Bz-46565	150,19	146,15	0,00	Circular Structure	1500,00	274.696,64	8.684.580,60
Bz-332645	148,39	146,05	0,00	Circular Structure	1500,00	275.290,04	8.684.175,97
Bz-46848	147,72	145,30	0,00	Circular Structure	1500,00	274.736,95	8.684.472,25
Bz-45554	148,69	145,20	0,00	Circular Structure	1500,00	274.701,88	8.684.497,79
Bz-46564	147,99	144,86	0,00	Circular Structure	1500,00	274.707,11	8.684.420,80
Bz-332726	147,27	144,65	0,00	Circular Structure	1500,00	275.248,37	8.684.103,07
Bz-45453	146,83	144,57	0,00	Circular Structure	1500,00	274.744,36	8.684.367,00
Bz-46563	147,60	144,21	0,00	Circular Structure	1500,00	274.713,13	8.684.337,01
Bz-333039	146,58	143,74	0,00	Circular Structure	1500,00	275.225,62	8.684.062,06
Bz-45456	145,66	143,61	0,00	Circular Structure	1500,00	274.765,82	8.684.285,25
Bz-46562	146,64	143,59	0,00	Circular Structure	1500,00	274.717,21	8.684.259,64
Bz-333129	145,47	143,00	0,00	Circular Structure	1500,00	275.189,90	8.683.998,69
Bz-52581	144,67	142,70	0,00	Circular Structure	1500,00	274.722,32	8.684.157,26
Bz-332646	144,41	142,16	0,00	Circular Structure	1500,00	275.147,30	8.683.924,21
Bz-52874	143,85	141,65	0,00	Circular Structure	1500,00	274.773,53	8.684.158,84
Bz-332891	143,58	141,34	0,00	Circular Structure	1500,00	275.121,24	8.683.877,78
Bz-52491	143,47	140,67	0,00	Circular Structure	1500,00	274.781,74	8.684.013,99
Bz-52495	142,44	139,58	0,00	Circular Structure	1500,00	274.785,92	8.683.909,75
Bz-332647	141,40	139,36	0,00	Circular Structure	1500,00	275.063,82	8.683.775,12
Bz-52373	140,08	138,03	5,95	Circular Structure	1500,00	274.794,58	8.683.762,23
Bz-332892	139,76	137,21	0,00	Circular Structure	1500,00	275.003,23	8.683.667,83
Bz-39326	138,97	136,94	0,00	Circular Structure	1500,00	271.614,98	8.680.135,02
Bz-332555	139,11	136,67	0,00	Circular Structure	1500,00	274.950,69	8.683.628,41
Bz-52379	138,60	136,59	0,00	Circular Structure	1500,00	274.797,71	8.683.667,14
Bz-332648	138,03	136,29	0,00	Circular Structure	1500,00	274.894,20	8.683.588,48
Bz-332556	137,53	135,61	0,00	Circular Structure	1500,00	274.859,83	8.683.566,89
Bz-332803	136,94	135,12	0,00	Circular Structure	1500,00	274.819,40	8.683.542,13
MH-11	136,78	134,90	3,38	Circular Structure	1500,00	274.803,02	8.683.536,54
Bz-52873	136,76	134,12	0,00	Circular Structure	1500,00	274.803,34	8.683.528,85
Bz-52872	135,87	132,48	0,00	Circular Structure	1500,00	274.815,54	8.683.383,02
Bz-52871	134,90	131,27	0,00	Circular Structure	1500,00	274.791,51	8.683.290,11
Bz-39323	133,10	131,02	0,00	Circular Structure	1500,00	271.640,10	8.680.066,87
Bz-43138	132,43	129,63	0,00	Circular Structure	1500,00	274.766,30	8.683.172,58
Bz-43147	131,82	129,02	0,00	Circular Structure	1500,00	274.745,00	8.683.172,44
Bz-43145	131,94	127,99	0,00	Circular Structure	1500,00	274.716,02	8.683.053,91
Bz-43146	131,47	127,80	0,00	Circular Structure	1500,00	274.710,86	8.683.020,66
Bz-43044	129,91	127,12	0,00	Circular Structure	1500,00	274.682,48	8.682.953,76
Bz-37878	128,34	126,38	0,00	Circular Structure	1500,00	271.660,60	8.680.011,86
Bz-43045	128,29	125,59	0,00	Circular Structure	1500,00	274.605,39	8.682.816,57
Bz-43022	128,47	125,47	0,00	Circular Structure	1500,00	274.573,11	8.682.824,46
Bz-49046	126,88	124,66	27,44	Circular Structure	1500,00	273.062,47	8.681.438,04
Bz-43023	126,91	124,49	0,00	Circular Structure	1500,00	274.515,02	8.682.742,90
Bz-43024	125,65	123,54	0,00	Circular Structure	1500,00	274.465,69	8.682.673,62
Bz-49045	125,34	123,28	0,00	Circular Structure	1500,00	273.096,44	8.681.389,66
Bz-301823	126,01	122,82	0,00	Circular Structure	1500,00	274.419,72	8.682.679,99
Bz-35780	123,71	121,85	0,00	Circular Structure	1500,00	271.681,10	8.679.958,39
Bz-43025	123,83	121,09	0,00	Circular Structure	1500,00	274.363,65	8.682.590,60
Bz-43026	121,63	118,82	0,00	Circular Structure	1500,00	274.308,58	8.682.502,82
Bz-334836	120,42	118,57	0,00	Circular Structure	1500,00	273.158,90	8.681.345,21
Bz-43027	121,51	118,28	0,00	Circular Structure	1500,00	274.257,47	8.682.421,34
Bz-43028	121,56	117,50	44,62	Circular Structure	1500,00	274.228,50	8.682.406,85
Bz-37546	119,36	117,29	0,00	Circular Structure	1500,00	271.701,29	8.679.906,20
Bz-43029	119,72	116,91	0,00	Circular Structure	1500,00	274.215,64	8.682.355,27
Bz-43030	119,32	116,55	0,00	Circular Structure	1500,00	274.184,96	8.682.283,76
Bz-49044	117,76	115,96	0,00	Circular Structure	1500,00	273.214,89	8.681.305,36
Bz-41772	118,14	115,01	0,00	Circular Structure	1500,00	274.142,18	8.682.192,07
Bz-300278	116,97	113,66	0,00	Circular Structure	1500,00	274.123,97	8.682.151,58
Bz-49043	115,23	113,34	0,00	Circular Structure	1500,00	273.270,04	8.681.265,09
Bz-39135	114,46	112,40	0,00	Circular Structure	1500,00	271.727,78	8.679.843,38
Bz-49042	113,54	111,40	0,00	Circular Structure	1500,00	273.332,98	8.681.210,15
Bz-41773	114,31	111,19	0,00	Circular Structure	1500,00	274.095,52	8.682.003,53
Bz-41774	113,99	110,75	0,00	Circular Structure	1500,00	274.093,38	8.681.970,61
Bz-41775	112,76	109,95	0,00	Circular Structure	1500,00	274.100,27	8.681.883,75
Bz-39979	111,15	109,32	0,00	Circular Structure	1500,00	273.371,58	8.681.175,92
Bz-41776	112,44	108,94	0,00	Circular Structure	1500,00	274.115,73	8.681.763,59
Bz-41777	112,04	108,68	0,00	Circular Structure	1500,00	274.119,59	8.681.721,45
Bz-37549	110,45	108,36	0,00	Circular Structure	1500,00	271.747,89	8.679.791,87
Bz-41778	109,54	106,52	0,00	Circular Structure	1500,00	274.052,04	8.681.620,28
Bz-39978	107,43	105,51	0,00	Circular Structure	1500,00	273.435,93	8.681.118,55
Bz-41779	107,89	104,98	0,00	Circular Structure	1500,00	274.013,13	8.681.544,49
Bz-334822	106,52	104,48	0,00	Circular Structure	1500,00	273.409,42	8.681.061,66
Bz-334823	106,31	104,28	0,00	Circular Structure	1500,00	273.395,67	8.681.028,63
Bz-37554	106,59	104,06	14,62	Circular Structure	1500,00	271.767,56	8.679.740,30
Bz-37553	106,40	103,78	0,00	Circular Structure	1500,00	271.773,53	8.679.738,48
Bz-41780	107,19	103,78	0,00	Circular Structure	1500,00	273.965,40	8.681.442,25
Bz-334824	106,59	103,65	0,00	Circular Structure	1500,00	273.350,17	8.680.976,64

“Ampliación y Mejoramiento del Colector Puente Piedra y Tratamiento de Aguas Servidas del Área del drenaje de la PTAR Puente Piedra”

Bz-49020	105,64	102,69	0,00	Circular Structure	1500,00	273.947,96	8.681.406,07
Bz-49019	104,71	101,36	0,00	Circular Structure	1500,00	273.925,64	8.681.359,59
Bz-49018	103,48	100,52	0,00	Circular Structure	1500,00	273.880,58	8.681.282,62
Bz-334825	104,71	100,51	0,00	Circular Structure	1500,00	273.315,51	8.680.891,62
Bz-39813	101,86	98,96	7,07	Circular Structure	1500,00	273.769,70	8.681.096,62
Bz-297233	100,84	98,22	0,00	Circular Structure	1500,00	273.754,86	8.681.056,51
Bz-39138	99,46	97,61	0,00	Circular Structure	1500,00	271.865,13	8.679.668,75
Bz-39814	100,04	97,47	0,00	Circular Structure	1500,00	273.753,11	8.680.972,20
Bz-334835	101,27	97,26	0,00	Circular Structure	1500,00	273.331,37	8.680.881,43
Bz-39815	98,86	96,34	0,00	Circular Structure	1500,00	273.749,64	8.680.859,62
Bz-334834	97,49	95,21	0,00	Circular Structure	1500,00	273.350,85	8.680.866,74
Bz-39816	97,10	94,77	0,00	Circular Structure	1500,00	273.738,78	8.680.730,00
Bz-334833	96,57	94,19	0,00	Circular Structure	1500,00	273.416,37	8.680.816,22
Bz-334832	95,36	93,21	0,00	Circular Structure	1500,00	273.492,57	8.680.758,57
Bz-334831	94,88	93,11	0,00	Circular Structure	1500,00	273.578,14	8.680.694,92
Bz-39817	95,65	93,11	0,00	Circular Structure	1500,00	273.727,91	8.680.600,38
Bz-334830	94,89	93,09	0,00	Circular Structure	1500,00	273.586,08	8.680.688,68
Bz-39315	95,53	92,99	0,00	Circular Structure	1500,00	271.924,68	8.679.622,34
Bz-334829	95,26	92,79	0,00	Circular Structure	1500,00	273.679,81	8.680.621,99
Bz-334828	95,94	92,75	0,00	Circular Structure	1500,00	273.722,87	8.680.604,79
Bz-39818	95,18	92,55	0,00	Circular Structure	1500,00	273.716,74	8.680.554,80
Bz-334827	95,29	92,52	0,00	Circular Structure	1500,00	273.714,21	8.680.559,35
Bz-334826	94,65	92,40	0,00	Circular Structure	1500,00	273.694,43	8.680.523,38
Bz-39819	94,75	92,08	0,00	Circular Structure	1500,00	273.698,50	8.680.520,97
Bz-297718	92,46	90,95	19,22	Circular Structure	1500,00	273.402,58	8.680.537,25
Bz-39932	92,10	90,48	0,00	Circular Structure	1500,00	273.449,99	8.680.500,02
Bz-40059	93,38	90,48	0,00	Circular Structure	1500,00	273.644,40	8.680.434,69
Bz-39944	92,09	90,06	0,00	Circular Structure	1500,00	273.502,32	8.680.460,48
Bz-38064	92,74	90,00	0,00	Circular Structure	1500,00	273.607,75	8.680.391,33
Bz-40058	92,86	89,86	10,13	Circular Structure	1500,00	273.601,65	8.680.384,13
Bz-39943	92,18	89,64	0,00	Circular Structure	1500,00	273.548,64	8.680.425,18
Bz-39942	92,76	89,20	0,00	Circular Structure	1500,00	273.596,23	8.680.390,31
Bz-39319	90,47	89,13	0,00	Circular Structure	1500,00	272.016,10	8.679.550,97
Bz-39318	91,40	88,62	0,00	Circular Structure	1500,00	272.055,40	8.679.605,21
Bz-40057	91,22	88,50	0,00	Circular Structure	1500,00	273.540,86	8.680.335,46
Bz-39941	91,10	88,26	0,00	Circular Structure	1500,00	273.517,32	8.680.329,68
Bz-39940	89,59	87,40	0,00	Circular Structure	1500,00	273.435,52	8.680.267,27
Bz-39317	91,57	87,20	0,00	Circular Structure	1500,00	272.119,19	8.679.684,23
Bz-40056	89,63	86,97	0,00	Circular Structure	1500,00	273.439,61	8.680.256,48
Bz-39316	88,37	85,41	0,00	Circular Structure	1500,00	272.171,97	8.679.643,70
Bz-36117	88,24	85,38	0,00	Circular Structure	1500,00	273.333,80	8.680.181,51
Bz-36118	87,83	84,98	0,00	Circular Structure	1500,00	273.313,17	8.680.149,62
Bz-36119	86,36	83,57	0,00	Circular Structure	1500,00	273.270,58	8.680.028,66
Bz-35960	85,20	82,96	0,00	Circular Structure	1500,00	272.219,40	8.679.602,92
Bz-35959	84,73	82,52	0,00	Circular Structure	1500,00	272.246,85	8.679.627,44
Bz-36120	84,96	82,27	13,00	Circular Structure	1500,00	273.232,68	8.679.943,03
Bz-334796	83,95	81,53	0,00	Circular Structure	1500,00	272.272,69	8.679.639,14
Bz-36121	83,23	80,84	0,00	Circular Structure	1500,00	273.181,45	8.679.832,74
Bz-37657	83,20	80,61	0,00	Circular Structure	1500,00	272.303,69	8.679.637,30
Bz-36122	82,11	79,56	0,00	Circular Structure	1500,00	273.134,30	8.679.730,51
Bz-36123	80,93	78,51	7,96	Circular Structure	1500,00	273.073,66	8.679.667,19
Bz-37658	80,75	77,92	0,00	Circular Structure	1500,00	272.382,22	8.679.586,21
Bz-36124	79,27	76,93	0,00	Circular Structure	1500,00	272.978,10	8.679.578,35
Bz-37659	78,10	75,51	10,66	Circular Structure	1500,00	272.454,14	8.679.537,45
Bz-36229	77,00	75,40	0,00	Circular Structure	1500,00	272.888,60	8.679.496,27
Bz-36230	76,56	74,21	0,00	Circular Structure	1500,00	272.819,89	8.679.428,80
Bz-302296	75,74	74,11	0,00	Circular Structure	1500,00	272.560,46	8.679.471,75
Bz-37656	75,21	73,46	0,00	Circular Structure	1500,00	272.669,11	8.679.444,60
Bz-37655	75,58	73,25	0,00	Circular Structure	1500,00	272.736,01	8.679.427,83
Bz-334794	75,01	72,90	0,00	Circular Structure	1500,00	272.771,79	8.679.334,06
Bz-39228	75,13	72,80	0,00	Circular Structure	1500,00	272.782,87	8.679.332,40
Bz-39428	75,10	72,71	6,21	Circular Structure	1500,00	272.787,50	8.679.331,60
Bz-36231	74,75	71,94	0,00	Circular Structure	1500,00	272.823,81	8.679.288,16
Bz-211810	73,84	70,97	0,00	Circular Structure	1500,00	272.761,72	8.679.190,86
Bz-211811	72,93	70,08	0,00	Circular Structure	1500,00	272.718,78	8.679.119,26
Bz-211812	71,29	68,55	0,00	Circular Structure	1500,00	272.561,01	8.678.969,72
Bz-310632	69,38	66,63	0,00	Circular Structure	1500,00	272.444,10	8.678.856,67
Bz-211813	67,70	65,15	0,00	Circular Structure	1500,00	272.386,83	8.678.789,49
Bz-211814	66,59	64,06	0,00	Circular Structure	1500,00	272.332,39	8.678.739,13
Bz-311181	65,09	62,63	0,00	Circular Structure	1500,00	272.266,96	8.678.677,41
Bz-212126	63,75	60,70	0,00	Circular Structure	1500,00	272.207,35	8.678.621,96
Bz-212340	62,12	59,33	0,00	Circular Structure	1500,00	272.125,48	8.678.544,79
Bz-212339	60,67	58,24	11,58	Circular Structure	1500,00	272.003,34	8.678.427,98
Bz-212341	59,92	57,66	0,00	Circular Structure	1500,00	271.990,74	8.678.402,69
Bz-212342	58,31	56,23	0,00	Circular Structure	1500,00	271.980,14	8.678.300,97
Bz-212343	57,86	55,70	0,00	Circular Structure	1500,00	271.969,96	8.678.235,46
Bz-212344	57,80	55,10	75,60	Circular Structure	1500,00	271.968,43	8.678.219,19
Bz-214246	58,16	54,35	0,00	Circular Structure	1500,00	271.959,09	8.678.120,85
Bz-213826	58,27	54,28	0,00	Circular Structure	1500,00	271.934,74	8.678.067,58
Bz-214247	61,79	54,21	0,00	Circular Structure	1500,00	271.931,76	8.678.002,95

“Ampliación y Mejoramiento del Colector Puente Piedra y Tratamiento de Aguas Servidas del Área del drenaje de la PTAR Puente Piedra”

Bz-215056	63,36	54,12	0,00	Circular Structure	1500,00	271.905,56	8.677.947,58
Bz-214010	63,79	54,10	0,00	Circular Structure	1500,00	271.882,66	8.677.916,83
Bz-214009	61,87	53,98	0,00	Circular Structure	1500,00	271.789,51	8.677.833,60
Bz-214008	60,30	53,84	0,00	Circular Structure	1500,00	271.708,76	8.677.765,28
Bz-214007	59,04	53,72	0,00	Circular Structure	1500,00	271.635,44	8.677.701,64
Bz-305357	57,40	53,64	0,00	Circular Structure	1500,00	271.539,97	8.677.620,08
Bz-214006	56,54	53,39	0,00	Circular Structure	1500,00	271.446,13	8.677.547,10
Bz-214005	56,55	53,23	0,00	Circular Structure	1500,00	271.437,38	8.677.549,02
Bz-214004	56,52	52,90	0,00	Circular Structure	1500,00	271.379,82	8.677.656,24
Bz-305356	57,10	52,66	0,00	Circular Structure	1500,00	271.346,47	8.677.727,84
Bz-214003	56,61	52,31	0,00	Circular Structure	1500,00	271.342,30	8.677.763,04
Bz-214002	55,83	52,14	0,00	Circular Structure	1500,00	271.267,39	8.677.761,81
Bz-214001	55,36	51,95	0,00	Circular Structure	1500,00	271.206,13	8.677.742,54
Bz-214000	55,20	51,62	0,00	Circular Structure	1500,00	271.143,12	8.677.687,63
Bz-213999	54,79	51,37	0,00	Circular Structure	1500,00	271.135,46	8.677.688,66
Bz-305375	54,60	50,90	0,00	Circular Structure	1500,00	271.141,71	8.677.709,40
Bz-214205	51,95	49,24	0,00	Circular Structure	1500,00	271.122,81	8.677.788,09

ANEXO N° 3 y 04

Resultados de la campaña de aforos. Cálculos de caudales

ANEXO 03: RESULTADOS DE CAMPO, CÁLCULO DE CAUDAL Y GRÁFICAS DE LOS PUNTOS DE MONITOREO DE LAS AGUAS RESIDUALES DE LOS COLECTORES (AFORO).

INDICE

1.	ASPECTOS GENERALES.....	3
1.1	OBJETIVO GENERAL.....	3
1.2	EJECUCIÓN DE LOS AFOROS EN COLECTORES.....	3
2.	TABLAS DE RESULTADOS DE AFORO DE LOS COLECTORES PRIMARIOS SEGÚN PUNTO DE MUESTREO	4
2.1	PUNTO P-1 PUENTE PIEDRA	4
2.2	PUNTO P-3 SAN BENITO	32
2.3	PUNTO P-4 ALAMEDA NORTE	59
2.4	PUNTO P-5 PUENTE PIEDRA	86
2.5	PUNTO P-7 PUENTE PIEDRA	112
2.6	PUNTO P-8 LAS VEGAS	139
2.7	PUNTO P-9 SANTA MARIA.....	167
2.8	PUNTO P-16 COPACABANA	194
2.9	PUNTO P-17 PUENTE PIEDRA	221
2.10	PUNTO P-2. COLECTOR PUENTE PIEDRA	249
2.11	PUNTO P-6 COLECTOR N°4	277
2.12	PUNTO P-10 COLECTOR PUENTE PIEDRA	304
2.13	PUNTO P-11 COLECTOR LOS SUREÑOS	332
2.14	PUNTO P-12 COLECTOR LOS MARINOS	360
2.15	PUNTO P-13 COLECTOR PUENTE PIEDRA	388
2.16	PUNTO P-14 COLECTOR GLORIABAMBA.....	415
2.17	PUNTO P-15 ALAMEDA NORTE	443
2.18	PUNTO P-18 COLECTOR 3 – COLECTOR PRINCIPAL LOS PORTALES DE MONARCA 472	
2.19	PUNTO P-19 COLECTOR PUENTE PIEDRA.....	499
2.20	PUNTO P-20 COLECTOR PUENTE PIEDRA.....	527
2.21	PUNTO P-21 COLECTOR PUENTE PIEDRA.....	555
2.22	PUNTO P-22 COLECTOR PUENTE PIEDRA.....	582
3.	GRÁFICAS DE RESULTADOS DE AFORO DE LOS COLECTORES PRIMARIOS SEGÚN PUNTO DE MUESTREO	611
3.1	PUNTO P-1 COLECTOR PUENTE PIEDRA	611
3.2	PUNTO P-3 COLECTOR SAN BENITO	613
3.3	PUNTO P-4 COLECTOR ALAMEDA NORTE	615

3.4	PUNTO P-5 COLECTOR PUENTE PIEDRA	617
3.5	PUNTO P-7 COLECTOR PUENTE PIEDRA	619
3.6	PUNTO P-8 COLECTOR LAS VEGAS	621
3.7	PUNTO P-9 COLECTOR SANTA MARIA.....	623
3.8	PUNTO P-14 COLECTOR GLORIABAMBA.....	625
3.9	PUNTO P-15 COLECTOR ALAMEDA NORTE	627
3.10	PUNTO P-16 COLECTOR COPACABANA	629
3.11	PUNTO P-17 COLECTOR PUENTE PIEDRA	631
3.12	PUNTO P-2 COLECTOR PUENTE PIEDRA	633
3.13	PUNTO P-6 COLECTOR N°4	635
3.14	PUNTO P-10 COLECTOR PUENTE PIEDRA	637
3.15	PUNTO P-11 COLECTOR LOS SUREÑOS	639
3.16	PUNTO P-12 COLECTOR LOS MARINOS	641
3.17	PUNTO P-13 COLECTOR PUENTE PIEDRA	643
3.18	PUNTO P-18 COLECTOR 3 – COLECTOR PRINCIPAL LOS PORTALES MENORCA... 645	
3.19	PUNTO P-19 COLECTOR PUENTE PIEDRA	647
3.20	PUNTO P-20 COLECTOR PUENTE PIEDRA	649
3.21	PUNTO P-21 COLECTOR PUENTE PIEDRA	651
3.22	PUNTO P-22 COLECTO PUENTE PIEDRA.....	653

RESULTADOS DE CAMPO, CÁLCULO DE GRÁFICAS DE LOS PUNTOS DE MONITOREO DE LAS AGUAS RESIDUALES DE LOS COLECTORES (AFORO).

1. ASPECTOS GENERALES

1.1 OBJETIVO GENERAL

- Cuantificar los caudales de los colectores.

1.2 EJECUCIÓN DE LOS AFOROS EN COLECTORES.

Las fechas en que se han ejecutado los trabajos de campo se listan a continuación:

Grupo 1: Puntos P-1, P-2, P-14

Aforo, Caracterización y Muestreo: 26-07-15 al 30-07-15, (96 horas)

Envío de muestras al laboratorio: 27-07-15 al 30-07-15

Grupo 2: Puntos P-3, P-4, P-15

Aforo, Caracterización y Muestreo: 31-07-15 al 04-08-15, (96 horas)

Envío de muestras al laboratorio: 01-08-15 al 04-08-15

Grupo 3: Puntos P-7, P-8, P-9

Aforo, Caracterización y Muestreo: 05-08-15 al 09-08-15, (96 horas)

Envío de muestras al laboratorio: 06-08-15 al 08-08-15 y Lunes 10-08-15

Grupo 4: Puntos P-5, P-16, P-17

Aforo, Caracterización y Muestreo: 11-08-15 al 15-08-15, (96 horas)

Grupo 5: Puntos P-6, P-10, P-11

Aforo, Caracterización y Muestreo: 16-08-15 al 20-08-15, (96 horas)

Envío de muestras al laboratorio: 17-08-15 al 20-08-15

Grupo 6: Puntos P-12, P-20, P-21

Aforo, Caracterización y Muestreo: 21-08-15 al 25-08-15, (96 horas)

Envío de muestras al laboratorio: 22-08-15 al 25-08-15

Grupo 7: Puntos P-18, P-19

Aforo, Caracterización y Muestreo: 26-08-15 al 30-08-15, (96 horas)

Envío de muestras al laboratorio: 27-08-15 al 30-08-15

Grupo 8: Puntos P-13, P-22

Aforo, Caracterización y Muestreo: 31-08-15 al 04-09-15, (96 horas)

Envío de muestras al laboratorio: 01-09-15 al 04-09-15

Nota: Adicionalmente se realizaron verificaciones de aforos para los siguientes puntos:

P-14: 09-08-15 al 11-08-15

P-02: 26-08-15 al 30-08-15

P-19: 04-09-15 al 05-09-15 y 09-09-15

2. TABLAS DE RESULTADOS DE AFORO DE LOS COLECTORES PRIMARIOS SEGÚN PUNTO DE MUESTREO

2.1 PUNTO P-1 PUENTE PIEDRA

N°	Fecha	Hora	am/pm	TIRANTE (CM) PUNTO P-1	TIRANTE (%)	Q (L/S) PUNTO P-1
1	26/07/15	01:30:00	p.m.	17.089	43%	63.93
2	26/07/15	01:35:00	p.m.	17.114	43%	63.93
3	26/07/15	01:40:00	p.m.	17.496	44%	66.61
4	26/07/15	01:50:00	p.m.	17.148	43%	63.93
5	26/07/15	01:55:00	p.m.	17.523	44%	66.61
6	26/07/15	02:00:00	p.m.	17.038	43%	63.93
7	26/07/15	02:05:00	p.m.	16.85	42%	61.28
8	26/07/15	02:10:00	p.m.	17.572	44%	66.61
9	26/07/15	02:15:00	p.m.	19.016	48%	77.60
10	26/07/15	02:20:00	p.m.	18.846	47%	74.81
11	26/07/15	02:25:00	p.m.	18.665	47%	74.81
12	26/07/15	02:30:00	p.m.	18.519	46%	72.06
13	26/07/15	02:35:00	p.m.	18.439	46%	72.06
14	26/07/15	02:40:00	p.m.	18.145	45%	69.32
15	26/07/15	02:45:00	p.m.	17.981	45%	69.32
16	26/07/15	02:50:00	p.m.	17.889	45%	69.32
17	26/07/15	02:55:00	p.m.	17.938	45%	69.32
18	26/07/15	03:00:00	p.m.	17.538	44%	66.61
19	26/07/15	03:05:00	p.m.	17.127	43%	63.93
20	26/07/15	03:10:00	p.m.	17.195	43%	63.93
21	26/07/15	03:15:00	p.m.	17.392	43%	63.93
22	26/07/15	03:20:00	p.m.	17.436	44%	66.61
23	26/07/15	03:25:00	p.m.	17.389	43%	63.93
24	26/07/15	03:30:00	p.m.	17.236	43%	63.93
25	26/07/15	03:35:00	p.m.	17.232	43%	63.93
26	26/07/15	03:40:00	p.m.	16.941	42%	61.28
27	26/07/15	03:45:00	p.m.	17.032	43%	63.93
28	26/07/15	03:50:00	p.m.	17.458	44%	66.61
29	26/07/15	03:55:00	p.m.	17.321	43%	63.93
30	26/07/15	04:00:00	p.m.	17	43%	63.93
31	26/07/15	04:05:00	p.m.	16.415	41%	58.67
32	26/07/15	04:10:00	p.m.	15.61	39%	53.54
33	26/07/15	04:15:00	p.m.	15.939	40%	56.08

N°	Fecha	Hora	am/pm	TIRANTE (CM) PUNTO P-1	TIRANTE (%)	Q (L/S) PUNTO P-1
34	26/07/15	04:20:00	p.m.	16.334	41%	58.67
35	26/07/15	04:25:00	p.m.	16.253	41%	58.67
36	26/07/15	04:30:00	p.m.	15.534	39%	53.54
37	26/07/15	04:35:00	p.m.	15.757	39%	53.54
38	26/07/15	04:40:00	p.m.	15.92	40%	56.08
39	26/07/15	04:45:00	p.m.	15.917	40%	56.08
40	26/07/15	04:50:00	p.m.	15.818	40%	56.08
41	26/07/15	04:55:00	p.m.	19.547	49%	80.40
42	26/07/15	05:00:00	p.m.	22.105	55%	97.48
43	26/07/15	05:05:00	p.m.	24.34	61%	114.66
44	26/07/15	05:10:00	p.m.	25.285	63%	120.31
45	26/07/15	05:15:00	p.m.	25.879	65%	125.89
46	26/07/15	05:20:00	p.m.	26.263	66%	128.64
47	26/07/15	05:25:00	p.m.	26.882	67%	131.36
48	26/07/15	05:30:00	p.m.	26.568	66%	128.64
49	26/07/15	05:35:00	p.m.	25.844	65%	125.89
50	26/07/15	05:40:00	p.m.	24.922	62%	117.49
51	26/07/15	05:45:00	p.m.	21.52	54%	94.61
52	26/07/15	05:50:00	p.m.	17.525	44%	66.61
53	26/07/15	05:55:00	p.m.	15.324	38%	51.03
54	26/07/15	06:00:00	p.m.	14.395	36%	46.14
55	26/07/15	06:05:00	p.m.	13.979	35%	43.76
56	26/07/15	06:10:00	p.m.	14.033	35%	43.76
57	26/07/15	06:15:00	p.m.	14.103	35%	43.76
58	26/07/15	06:20:00	p.m.	13.65	34%	41.43
59	26/07/15	06:25:00	p.m.	13.669	34%	41.43
60	26/07/15	06:30:00	p.m.	13.709	34%	41.43
61	26/07/15	06:35:00	p.m.	13.714	34%	41.43
62	26/07/15	06:40:00	p.m.	13.579	34%	41.43
63	26/07/15	06:45:00	p.m.	13.483	34%	41.43
64	26/07/15	06:50:00	p.m.	13.817	35%	43.76
65	26/07/15	06:55:00	p.m.	14.797	37%	48.56
66	26/07/15	07:00:00	p.m.	14.896	37%	48.56
67	26/07/15	07:05:00	p.m.	15.252	38%	51.03
68	26/07/15	07:10:00	p.m.	14.749	37%	48.56
69	26/07/15	07:15:00	p.m.	14.419	36%	46.14
70	26/07/15	07:20:00	p.m.	13.725	34%	41.43
71	26/07/15	07:25:00	p.m.	13.128	33%	39.14
72	26/07/15	07:30:00	p.m.	12.824	32%	36.91
73	26/07/15	07:35:00	p.m.	12.849	32%	36.91
74	26/07/15	07:40:00	p.m.	12.731	32%	36.91
75	26/07/15	07:45:00	p.m.	11.876	30%	32.59
76	26/07/15	07:50:00	p.m.	11.771	29%	30.52

N°	Fecha	Hora	am/pm	TIRANTE (CM) PUNTO P-1	TIRANTE (%)	Q (L/S) PUNTO P-1
77	26/07/15	07:55:00	p.m.	11.909	30%	32.59
78	26/07/15	08:00:00	p.m.	12.005	30%	32.59
79	26/07/15	08:05:00	p.m.	11.761	29%	30.52
80	26/07/15	08:10:00	p.m.	11.555	29%	30.52
81	26/07/15	08:15:00	p.m.	11.539	29%	30.52
82	26/07/15	08:20:00	p.m.	11.333	28%	28.50
83	26/07/15	08:25:00	p.m.	11.213	28%	28.50
84	26/07/15	08:30:00	p.m.	10.937	27%	26.54
85	26/07/15	08:35:00	p.m.	10.75	27%	26.54
86	26/07/15	08:40:00	p.m.	10.618	27%	26.54
87	26/07/15	08:45:00	p.m.	10.113	25%	22.80
88	26/07/15	08:50:00	p.m.	9.607	24%	21.02
89	26/07/15	08:55:00	p.m.	9.769	24%	21.02
90	26/07/15	09:00:00	p.m.	10.085	25%	22.80
91	26/07/15	09:05:00	p.m.	10.684	27%	26.54
92	26/07/15	09:10:00	p.m.	11.191	28%	28.50
93	26/07/15	09:15:00	p.m.	10.855	27%	26.54
94	26/07/15	09:20:00	p.m.	10.519	26%	24.64
95	26/07/15	09:25:00	p.m.	10.202	26%	24.64
96	26/07/15	09:30:00	p.m.	9.776	24%	21.02
97	26/07/15	09:35:00	p.m.	9.428	24%	21.02
98	26/07/15	09:40:00	p.m.	9.555	24%	21.02
99	26/07/15	09:45:00	p.m.	9.143	23%	19.31
100	26/07/15	09:50:00	p.m.	8.737	22%	17.66
101	26/07/15	09:55:00	p.m.	8.266	21%	16.08
102	26/07/15	10:00:00	p.m.	7.835	20%	14.57
103	26/07/15	10:05:00	p.m.	7.495	19%	13.13
104	26/07/15	10:10:00	p.m.	7.275	18%	11.76
105	26/07/15	10:15:00	p.m.	7.072	18%	11.76
106	26/07/15	10:20:00	p.m.	7.114	18%	11.76
107	26/07/15	10:25:00	p.m.	6.866	17%	10.47
108	26/07/15	10:30:00	p.m.	6.724	17%	10.47
109	26/07/15	10:35:00	p.m.	6.709	17%	10.47
110	26/07/15	10:40:00	p.m.	6.535	16%	9.24
111	26/07/15	10:45:00	p.m.	6.496	16%	9.24
112	26/07/15	10:50:00	p.m.	6.54	16%	9.24
113	26/07/15	10:55:00	p.m.	6.176	15%	8.09
114	26/07/15	11:00:00	p.m.	6.081	15%	8.09
115	26/07/15	11:05:00	p.m.	5.764	14%	7.01
116	26/07/15	11:10:00	p.m.	5.808	15%	8.09
117	26/07/15	11:15:00	p.m.	5.737	14%	7.01
118	26/07/15	11:20:00	p.m.	5.66	14%	7.01
119	26/07/15	11:25:00	p.m.	5.471	14%	7.01

N°	Fecha	Hora	am/pm	TIRANTE (CM) PUNTO P-1	TIRANTE (%)	Q (L/S) PUNTO P-1
120	26/07/15	11:30:00	p.m.	5.276	13%	6.01
121	26/07/15	11:35:00	p.m.	5.161	13%	6.01
122	26/07/15	11:40:00	p.m.	4.975	12%	5.09
123	26/07/15	11:45:00	p.m.	4.851	12%	5.09
124	26/07/15	11:50:00	p.m.	4.68	12%	5.09
125	26/07/15	11:55:00	p.m.	4.596	11%	4.24
126	27/07/15	12:00:00	a.m.	4.501	11%	4.24
127	27/07/15	12:05:00	a.m.	4.397	11%	4.24
128	27/07/15	12:10:00	a.m.	4.391	11%	4.24
129	27/07/15	12:15:00	a.m.	4.242	11%	4.24
130	27/07/15	12:20:00	a.m.	4.043	10%	3.47
131	27/07/15	12:25:00	a.m.	3.914	10%	3.47
132	27/07/15	12:30:00	a.m.	3.814	10%	3.47
133	27/07/15	12:35:00	a.m.	3.67	9%	2.78
134	27/07/15	12:40:00	a.m.	3.637	9%	2.78
135	27/07/15	12:45:00	a.m.	3.582	9%	2.78
136	27/07/15	12:50:00	a.m.	3.481	9%	2.78
137	27/07/15	12:55:00	a.m.	3.32	8%	2.17
138	27/07/15	01:00:00	a.m.	3.413	9%	2.78
139	27/07/15	01:05:00	a.m.	3.347	8%	2.17
140	27/07/15	01:10:00	a.m.	3.349	8%	2.17
141	27/07/15	01:15:00	a.m.	3.425	9%	2.78
142	27/07/15	01:20:00	a.m.	3.498	9%	2.78
143	27/07/15	01:25:00	a.m.	3.319	8%	2.17
144	27/07/15	01:30:00	a.m.	3.172	8%	2.17
145	27/07/15	01:35:00	a.m.	2.972	7%	1.64
146	27/07/15	01:40:00	a.m.	2.743	7%	1.64
147	27/07/15	01:45:00	a.m.	2.668	7%	1.64
148	27/07/15	01:50:00	a.m.	2.451	6%	1.18
149	27/07/15	01:55:00	a.m.	2.38	6%	1.18
150	27/07/15	02:00:00	a.m.	2.244	6%	1.18
151	27/07/15	02:05:00	a.m.	2.145	5%	0.80
152	27/07/15	02:10:00	a.m.	2.111	5%	0.80
153	27/07/15	02:15:00	a.m.	2.029	5%	0.80
154	27/07/15	02:20:00	a.m.	1.916	5%	0.80
155	27/07/15	02:25:00	a.m.	1.893	5%	0.80
156	27/07/15	02:30:00	a.m.	1.894	5%	0.80
157	27/07/15	02:35:00	a.m.	1.772	4%	0.50
158	27/07/15	02:40:00	a.m.	1.82	5%	0.80
159	27/07/15	02:45:00	a.m.	1.835	5%	0.80
160	27/07/15	02:50:00	a.m.	2.335	6%	1.18
161	27/07/15	02:55:00	a.m.	2.317	6%	1.18
162	27/07/15	03:00:00	a.m.	2.416	6%	1.18

N°	Fecha	Hora	am/pm	TIRANTE (CM) PUNTO P-1	TIRANTE (%)	Q (L/S) PUNTO P-1
163	27/07/15	03:05:00	a.m.	2.395	6%	1.18
164	27/07/15	03:10:00	a.m.	2.221	6%	1.18
165	27/07/15	03:15:00	a.m.	1.809	5%	0.80
166	27/07/15	03:20:00	a.m.	1.689	4%	0.50
167	27/07/15	03:25:00	a.m.	1.314	3%	0.27
168	27/07/15	03:30:00	a.m.	1.329	3%	0.27
169	27/07/15	03:35:00	a.m.	1.686	4%	0.50
170	27/07/15	03:40:00	a.m.	1.627	4%	0.50
171	27/07/15	03:45:00	a.m.	1.354	3%	0.27
172	27/07/15	03:50:00	a.m.	1.259	3%	0.27
173	27/07/15	03:55:00	a.m.	1.262	3%	0.27
174	27/07/15	04:00:00	a.m.	1.204	3%	0.27
175	27/07/15	04:05:00	a.m.	1.202	3%	0.27
176	27/07/15	04:10:00	a.m.	1.194	3%	0.27
177	27/07/15	04:15:00	a.m.	1.141	3%	0.27
178	27/07/15	04:20:00	a.m.	1.017	3%	0.27
179	27/07/15	04:25:00	a.m.	1.061	3%	0.27
180	27/07/15	04:30:00	a.m.	1.527	4%	0.50
181	27/07/15	04:35:00	a.m.	2.222	6%	1.18
182	27/07/15	04:40:00	a.m.	2.652	7%	1.64
183	27/07/15	04:45:00	a.m.	2.781	7%	1.64
184	27/07/15	04:50:00	a.m.	3.093	8%	2.17
185	27/07/15	04:55:00	a.m.	3.025	8%	2.17
186	27/07/15	05:00:00	a.m.	3.27	8%	2.17
187	27/07/15	05:05:00	a.m.	3.258	8%	2.17
188	27/07/15	05:10:00	a.m.	3.313	8%	2.17
189	27/07/15	05:15:00	a.m.	3.327	8%	2.17
190	27/07/15	05:20:00	a.m.	3.48	9%	2.78
191	27/07/15	05:25:00	a.m.	2.1	5%	0.80
192	27/07/15	05:30:00	a.m.	2.929	7%	1.64
193	27/07/15	05:35:00	a.m.	2.897	7%	1.64
194	27/07/15	05:40:00	a.m.	2.9	7%	1.64
195	27/07/15	05:45:00	a.m.	3.555	9%	2.78
196	27/07/15	05:50:00	a.m.	3.613	9%	2.78
197	27/07/15	05:55:00	a.m.	3.772	9%	2.78
198	27/07/15	06:00:00	a.m.	4.764	12%	5.09
199	27/07/15	06:05:00	a.m.	5.27	13%	6.01
200	27/07/15	06:10:00	a.m.	5.388	13%	6.01
201	27/07/15	06:15:00	a.m.	5.577	14%	7.01
202	27/07/15	06:20:00	a.m.	5.608	14%	7.01
203	27/07/15	06:25:00	a.m.	6.475	16%	9.24
204	27/07/15	06:30:00	a.m.	7.675	19%	13.13
205	27/07/15	06:35:00	a.m.	8.613	22%	17.66

N°	Fecha	Hora	am/pm	TIRANTE (CM) PUNTO P-1	TIRANTE (%)	Q (L/S) PUNTO P-1
206	27/07/15	06:40:00	a.m.	9.362	23%	19.31
207	27/07/15	06:45:00	a.m.	9.598	24%	21.02
208	27/07/15	07:25:00	a.m.	12.999	32%	36.91
209	27/07/15	07:30:00	a.m.	13.063	33%	39.14
210	27/07/15	07:35:00	a.m.	13.598	34%	41.43
211	27/07/15	07:40:00	a.m.	13.805	35%	43.76
212	27/07/15	07:45:00	a.m.	13.898	35%	43.76
213	27/07/15	07:50:00	a.m.	13.911	35%	43.76
214	27/07/15	07:55:00	a.m.	13.932	35%	43.76
215	27/07/15	08:00:00	a.m.	14.515	36%	46.14
216	27/07/15	08:05:00	a.m.	14.876	37%	48.56
217	27/07/15	08:10:00	a.m.	14.923	37%	48.56
218	27/07/15	08:15:00	a.m.	14.901	37%	48.56
219	27/07/15	08:20:00	a.m.	14.779	37%	48.56
220	27/07/15	08:25:00	a.m.	15.258	38%	51.03
221	27/07/15	08:30:00	a.m.	15.348	38%	51.03
222	27/07/15	08:35:00	a.m.	15.426	39%	53.54
223	27/07/15	08:40:00	a.m.	15.698	39%	53.54
224	27/07/15	08:45:00	a.m.	15.857	40%	56.08
225	27/07/15	08:50:00	a.m.	15.684	39%	53.54
226	27/07/15	08:55:00	a.m.	15.54	39%	53.54
227	27/07/15	09:00:00	a.m.	15.137	38%	51.03
228	27/07/15	09:05:00	a.m.	15.62	39%	53.54
229	27/07/15	09:10:00	a.m.	15.166	38%	51.03
230	27/07/15	09:15:00	a.m.	15.804	40%	56.08
231	27/07/15	09:20:00	a.m.	15.566	39%	53.54
232	27/07/15	09:25:00	a.m.	15.854	40%	56.08
233	27/07/15	09:30:00	a.m.	16.056	40%	56.08
234	27/07/15	09:35:00	a.m.	16.017	40%	56.08
235	27/07/15	09:40:00	a.m.	15.95	40%	56.08
236	27/07/15	09:45:00	a.m.	15.666	39%	53.54
237	27/07/15	09:50:00	a.m.	16.02	40%	56.08
238	27/07/15	09:55:00	a.m.	16.271	41%	58.67
239	27/07/15	10:00:00	a.m.	16.139	40%	56.08
240	27/07/15	10:05:00	a.m.	16.22	41%	58.67
241	27/07/15	10:10:00	a.m.	16.779	42%	61.28
242	27/07/15	10:15:00	a.m.	16.902	42%	61.28
243	27/07/15	10:20:00	a.m.	16.771	42%	61.28
244	27/07/15	10:25:00	a.m.	16.725	42%	61.28
245	27/07/15	10:30:00	a.m.	16.933	42%	61.28
246	27/07/15	10:35:00	a.m.	16.828	42%	61.28
247	27/07/15	10:40:00	a.m.	16.755	42%	61.28
248	27/07/15	10:45:00	a.m.	16.974	42%	61.28

N°	Fecha	Hora	am/pm	TIRANTE (CM) PUNTO P-1	TIRANTE (%)	Q (L/S) PUNTO P-1
249	27/07/15	10:50:00	a.m.	17.092	43%	63.93
250	27/07/15	10:55:00	a.m.	17.042	43%	63.93
251	27/07/15	11:00:00	a.m.	17.285	43%	63.93
252	27/07/15	11:05:00	a.m.	17.537	44%	66.61
253	27/07/15	11:10:00	a.m.	17.574	44%	66.61
254	27/07/15	11:15:00	a.m.	17.671	44%	66.61
255	27/07/15	11:20:00	a.m.	17.277	43%	63.93
256	27/07/15	11:25:00	a.m.	17.659	44%	66.61
257	27/07/15	11:30:00	a.m.	17.502	44%	66.61
258	27/07/15	11:35:00	a.m.	17.218	43%	63.93
259	27/07/15	11:40:00	a.m.	17.152	43%	63.93
260	27/07/15	11:45:00	a.m.	17.23	43%	63.93
261	27/07/15	11:50:00	a.m.	17.348	43%	63.93
262	27/07/15	11:55:00	a.m.	18.42	46%	72.06
263	27/07/15	12:00:00	p.m.	18.479	46%	72.06
264	27/07/15	12:05:00	p.m.	18.469	46%	72.06
265	27/07/15	12:10:00	p.m.	18.559	46%	72.06
266	27/07/15	12:15:00	p.m.	18.858	47%	74.81
267	27/07/15	12:20:00	p.m.	18.684	47%	74.81
268	27/07/15	12:25:00	p.m.	19.182	48%	77.60
269	27/07/15	12:30:00	p.m.	19.22	48%	77.60
270	27/07/15	12:35:00	p.m.	19.203	48%	77.60
271	27/07/15	12:40:00	p.m.	19.079	48%	77.60
272	27/07/15	12:45:00	p.m.	17.684	44%	66.61
273	27/07/15	12:50:00	p.m.	17.227	43%	63.93
274	27/07/15	12:55:00	p.m.	17.325	43%	63.93
275	27/07/15	01:00:00	p.m.	17.338	43%	63.93
276	27/07/15	01:05:00	p.m.	17.388	43%	63.93
277	27/07/15	01:10:00	p.m.	17.604	44%	66.61
278	27/07/15	02:55:00	p.m.	17.06	43%	63.93
279	27/07/15	03:00:00	p.m.	17.2	43%	63.93
280	27/07/15	03:05:00	p.m.	16.976	42%	61.28
281	27/07/15	03:10:00	p.m.	16.906	42%	61.28
282	27/07/15	03:15:00	p.m.	16.738	42%	61.28
283	27/07/15	03:20:00	p.m.	17.065	43%	63.93
284	27/07/15	03:25:00	p.m.	17.015	43%	63.93
285	27/07/15	03:30:00	p.m.	17.03	43%	63.93
286	27/07/15	03:35:00	p.m.	17.296	43%	63.93
287	27/07/15	03:40:00	p.m.	17.018	43%	63.93
288	27/07/15	03:45:00	p.m.	17.206	43%	63.93
289	27/07/15	03:50:00	p.m.	17.458	44%	66.61
290	27/07/15	03:55:00	p.m.	17.094	43%	63.93
291	27/07/15	04:00:00	p.m.	17.37	43%	63.93

N°	Fecha	Hora	am/pm	TIRANTE (CM) PUNTO P-1	TIRANTE (%)	Q (L/S) PUNTO P-1
292	27/07/15	04:05:00	p.m.	17.385	43%	63.93
293	27/07/15	04:10:00	p.m.	17.165	43%	63.93
294	27/07/15	04:15:00	p.m.	17.341	43%	63.93
295	27/07/15	04:20:00	p.m.	17.337	43%	63.93
296	27/07/15	04:25:00	p.m.	17.113	43%	63.93
297	27/07/15	04:30:00	p.m.	16.93	42%	61.28
298	27/07/15	04:35:00	p.m.	16.845	42%	61.28
299	27/07/15	04:40:00	p.m.	16.755	42%	61.28
300	27/07/15	04:45:00	p.m.	16.566	41%	58.67
301	27/07/15	04:50:00	p.m.	16.579	41%	58.67
302	27/07/15	04:55:00	p.m.	16.771	42%	61.28
303	27/07/15	05:00:00	p.m.	17.144	43%	63.93
304	27/07/15	05:05:00	p.m.	16.87	42%	61.28
305	27/07/15	05:10:00	p.m.	16.309	41%	58.67
306	27/07/15	05:15:00	p.m.	16.091	40%	56.08
307	27/07/15	05:20:00	p.m.	16.413	41%	58.67
308	27/07/15	05:25:00	p.m.	16.328	41%	58.67
309	27/07/15	05:30:00	p.m.	16.14	40%	56.08
310	27/07/15	05:35:00	p.m.	16.052	40%	56.08
311	27/07/15	05:40:00	p.m.	16.071	40%	56.08
312	27/07/15	05:45:00	p.m.	16.433	41%	58.67
313	27/07/15	05:50:00	p.m.	16.522	41%	58.67
314	27/07/15	05:55:00	p.m.	16.209	41%	58.67
315	27/07/15	06:00:00	p.m.	15.7	39%	53.54
316	27/07/15	06:05:00	p.m.	16.072	40%	56.08
317	27/07/15	06:10:00	p.m.	15.39	38%	51.03
318	27/07/15	06:15:00	p.m.	15.059	38%	51.03
319	27/07/15	06:20:00	p.m.	15.202	38%	51.03
320	27/07/15	06:25:00	p.m.	15.32	38%	51.03
321	27/07/15	06:30:00	p.m.	14.974	37%	48.56
322	27/07/15	06:35:00	p.m.	15.184	38%	51.03
323	27/07/15	06:40:00	p.m.	14.993	37%	48.56
324	27/07/15	06:45:00	p.m.	15.167	38%	51.03
325	27/07/15	06:50:00	p.m.	15.07	38%	51.03
326	27/07/15	06:55:00	p.m.	15.185	38%	51.03
327	27/07/15	07:00:00	p.m.	14.739	37%	48.56
328	27/07/15	07:05:00	p.m.	14.408	36%	46.14
329	27/07/15	07:10:00	p.m.	14.431	36%	46.14
330	27/07/15	07:15:00	p.m.	14.46	36%	46.14
331	27/07/15	07:20:00	p.m.	14.004	35%	43.76
332	27/07/15	07:25:00	p.m.	13.666	34%	41.43
333	27/07/15	07:30:00	p.m.	13.848	35%	43.76
334	27/07/15	07:35:00	p.m.	13.709	34%	41.43

N°	Fecha	Hora	am/pm	TIRANTE (CM) PUNTO P-1	TIRANTE (%)	Q (L/S) PUNTO P-1
335	27/07/15	07:40:00	p.m.	13.721	34%	41.43
336	27/07/15	07:45:00	p.m.	13.355	33%	39.14
337	27/07/15	07:50:00	p.m.	13.347	33%	39.14
338	27/07/15	07:55:00	p.m.	13.253	33%	39.14
339	27/07/15	08:00:00	p.m.	12.853	32%	36.91
340	27/07/15	08:05:00	p.m.	12.753	32%	36.91
341	27/07/15	08:10:00	p.m.	12.721	32%	36.91
342	27/07/15	08:15:00	p.m.	12.489	31%	34.72
343	27/07/15	08:20:00	p.m.	12.157	30%	32.59
344	27/07/15	08:25:00	p.m.	12.082	30%	32.59
345	27/07/15	08:30:00	p.m.	12.124	30%	32.59
346	27/07/15	08:35:00	p.m.	11.912	30%	32.59
347	27/07/15	08:40:00	p.m.	11.591	29%	30.52
348	27/07/15	08:45:00	p.m.	11.63	29%	30.52
349	27/07/15	08:50:00	p.m.	11.1	28%	28.50
350	27/07/15	08:55:00	p.m.	10.883	27%	26.54
351	27/07/15	09:00:00	p.m.	10.415	26%	24.64
352	27/07/15	09:05:00	p.m.	10.323	26%	24.64
353	27/07/15	09:10:00	p.m.	10.002	25%	22.80
354	27/07/15	09:15:00	p.m.	9.724	24%	21.02
355	27/07/15	09:20:00	p.m.	9.769	24%	21.02
356	27/07/15	09:25:00	p.m.	9.578	24%	21.02
357	27/07/15	09:30:00	p.m.	9.498	24%	21.02
358	27/07/15	09:35:00	p.m.	9.142	23%	19.31
359	27/07/15	09:40:00	p.m.	8.742	22%	17.66
360	27/07/15	09:45:00	p.m.	9.025	23%	19.31
361	27/07/15	09:50:00	p.m.	9.012	23%	19.31
362	27/07/15	09:55:00	p.m.	8.84	22%	17.66
363	27/07/15	10:00:00	p.m.	8.481	21%	16.08
364	27/07/15	10:05:00	p.m.	8.069	20%	14.57
365	27/07/15	10:10:00	p.m.	8.102	20%	14.57
366	27/07/15	10:15:00	p.m.	7.905	20%	14.57
367	27/07/15	10:20:00	p.m.	7.677	19%	13.13
368	27/07/15	10:25:00	p.m.	7.686	19%	13.13
369	27/07/15	10:30:00	p.m.	7.442	19%	13.13
370	27/07/15	10:35:00	p.m.	7.886	20%	14.57
371	27/07/15	10:40:00	p.m.	7.895	20%	14.57
372	27/07/15	10:45:00	p.m.	7.453	19%	13.13
373	27/07/15	10:50:00	p.m.	7.311	18%	11.76
374	27/07/15	10:55:00	p.m.	6.954	17%	10.47
375	27/07/15	11:00:00	p.m.	7.142	18%	11.76
376	27/07/15	11:05:00	p.m.	6.918	17%	10.47
377	27/07/15	11:10:00	p.m.	7.031	18%	11.76

N°	Fecha	Hora	am/pm	TIRANTE (CM) PUNTO P-1	TIRANTE (%)	Q (L/S) PUNTO P-1
378	27/07/15	11:15:00	p.m.	7.03	18%	11.76
379	27/07/15	11:20:00	p.m.	6.824	17%	10.47
380	27/07/15	11:25:00	p.m.	6.529	16%	9.24
381	27/07/15	11:30:00	p.m.	6.282	16%	9.24
382	27/07/15	11:35:00	p.m.	6.281	16%	9.24
383	27/07/15	11:40:00	p.m.	6.023	15%	8.09
384	27/07/15	11:45:00	p.m.	6.067	15%	8.09
385	27/07/15	11:50:00	p.m.	5.769	14%	7.01
386	27/07/15	11:55:00	p.m.	5.738	14%	7.01
387	28/07/15	12:00:00	a.m.	5.873	15%	8.09
388	28/07/15	12:05:00	a.m.	5.821	15%	8.09
389	28/07/15	12:10:00	a.m.	5.929	15%	8.09
390	28/07/15	12:15:00	a.m.	5.73	14%	7.01
391	28/07/15	12:20:00	a.m.	5.659	14%	7.01
392	28/07/15	12:25:00	a.m.	5.458	14%	7.01
393	28/07/15	12:30:00	a.m.	5.106	13%	6.01
394	28/07/15	12:35:00	a.m.	5.081	13%	6.01
395	28/07/15	12:40:00	a.m.	5.085	13%	6.01
396	28/07/15	12:45:00	a.m.	4.706	12%	5.09
397	28/07/15	12:50:00	a.m.	4.667	12%	5.09
398	28/07/15	12:55:00	a.m.	4.593	11%	4.24
399	28/07/15	01:00:00	a.m.	4.5	11%	4.24
400	28/07/15	01:05:00	a.m.	4.326	11%	4.24
401	28/07/15	01:10:00	a.m.	4.286	11%	4.24
402	28/07/15	01:15:00	a.m.	4.064	10%	3.47
403	28/07/15	01:20:00	a.m.	3.849	10%	3.47
404	28/07/15	01:25:00	a.m.	3.417	9%	2.78
405	28/07/15	01:30:00	a.m.	2.95	7%	1.64
406	28/07/15	01:35:00	a.m.	2.769	7%	1.64
407	28/07/15	01:40:00	a.m.	3.494	9%	2.78
408	28/07/15	01:45:00	a.m.	3.36	8%	2.17
409	28/07/15	01:50:00	a.m.	3.368	8%	2.17
410	28/07/15	01:55:00	a.m.	3.11	8%	2.17
411	28/07/15	02:00:00	a.m.	2.927	7%	1.64
412	28/07/15	02:05:00	a.m.	2.913	7%	1.64
413	28/07/15	02:10:00	a.m.	2.915	7%	1.64
414	28/07/15	02:15:00	a.m.	2.806	7%	1.64
415	28/07/15	02:20:00	a.m.	2.669	7%	1.64
416	28/07/15	02:25:00	a.m.	2.432	6%	1.18
417	28/07/15	02:30:00	a.m.	2.399	6%	1.18
418	28/07/15	02:35:00	a.m.	2.396	6%	1.18
419	28/07/15	02:40:00	a.m.	2.286	6%	1.18
420	28/07/15	02:45:00	a.m.	2.209	6%	1.18

N°	Fecha	Hora	am/pm	TIRANTE (CM) PUNTO P-1	TIRANTE (%)	Q (L/S) PUNTO P-1
421	28/07/15	02:50:00	a.m.	2.134	5%	0.80
422	28/07/15	02:55:00	a.m.	2.174	5%	0.80
423	28/07/15	03:00:00	a.m.	2.168	5%	0.80
424	28/07/15	03:05:00	a.m.	2.213	6%	1.18
425	28/07/15	03:10:00	a.m.	2.208	6%	1.18
426	28/07/15	03:15:00	a.m.	2.077	5%	0.80
427	28/07/15	03:20:00	a.m.	2.138	5%	0.80
428	28/07/15	03:25:00	a.m.	2.103	5%	0.80
429	28/07/15	03:30:00	a.m.	2.007	5%	0.80
430	28/07/15	03:35:00	a.m.	1.959	5%	0.80
431	28/07/15	03:40:00	a.m.	1.987	5%	0.80
432	28/07/15	03:45:00	a.m.	1.926	5%	0.80
433	28/07/15	03:50:00	a.m.	1.897	5%	0.80
434	28/07/15	03:55:00	a.m.	1.845	5%	0.80
435	28/07/15	04:00:00	a.m.	1.834	5%	0.80
436	28/07/15	04:05:00	a.m.	1.767	4%	0.50
437	28/07/15	04:10:00	a.m.	1.702	4%	0.50
438	28/07/15	04:15:00	a.m.	1.72	4%	0.50
439	28/07/15	04:20:00	a.m.	1.695	4%	0.50
440	28/07/15	04:25:00	a.m.	1.701	4%	0.50
441	28/07/15	04:30:00	a.m.	1.642	4%	0.50
442	28/07/15	04:35:00	a.m.	1.689	4%	0.50
443	28/07/15	04:40:00	a.m.	1.909	5%	0.80
444	28/07/15	04:45:00	a.m.	2.007	5%	0.80
445	28/07/15	04:50:00	a.m.	2.007	5%	0.80
446	28/07/15	04:55:00	a.m.	2.08	5%	0.80
447	28/07/15	05:00:00	a.m.	2.37	6%	1.18
448	28/07/15	05:05:00	a.m.	2.518	6%	1.18
449	28/07/15	05:10:00	a.m.	2.684	7%	1.64
450	28/07/15	05:15:00	a.m.	2.849	7%	1.64
451	28/07/15	05:20:00	a.m.	2.808	7%	1.64
452	28/07/15	05:25:00	a.m.	2.917	7%	1.64
453	28/07/15	05:30:00	a.m.	2.872	7%	1.64
454	28/07/15	05:35:00	a.m.	0.4	1%	0.03
455	28/07/15	05:40:00	a.m.	3.604	9%	2.78
456	28/07/15	05:45:00	a.m.	0.544	1%	0.03
457	28/07/15	05:50:00	a.m.	3.424	9%	2.78
458	28/07/15	05:55:00	a.m.	4.108	10%	3.47
459	28/07/15	06:00:00	a.m.	4.672	12%	5.09
460	28/07/15	06:05:00	a.m.	5.47	14%	7.01
461	28/07/15	06:10:00	a.m.	5.766	14%	7.01
462	28/07/15	06:15:00	a.m.	6.056	15%	8.09
463	28/07/15	06:20:00	a.m.	6.463	16%	9.24

N°	Fecha	Hora	am/pm	TIRANTE (CM) PUNTO P-1	TIRANTE (%)	Q (L/S) PUNTO P-1
464	28/07/15	06:25:00	a.m.	6.68	17%	10.47
465	28/07/15	06:30:00	a.m.	6.762	17%	10.47
466	28/07/15	06:35:00	a.m.	7.392	18%	11.76
467	28/07/15	06:40:00	a.m.	7.844	20%	14.57
468	28/07/15	06:45:00	a.m.	8.745	22%	17.66
469	28/07/15	06:50:00	a.m.	9.174	23%	19.31
470	28/07/15	06:55:00	a.m.	10.025	25%	22.80
471	28/07/15	07:00:00	a.m.	10.185	25%	22.80
472	28/07/15	07:05:00	a.m.	10.323	26%	24.64
473	28/07/15	07:10:00	a.m.	10.711	27%	26.54
474	28/07/15	07:15:00	a.m.	10.912	27%	26.54
475	28/07/15	07:20:00	a.m.	11.189	28%	28.50
476	28/07/15	07:25:00	a.m.	11.651	29%	30.52
477	28/07/15	07:30:00	a.m.	12.063	30%	32.59
478	28/07/15	07:35:00	a.m.	12.603	32%	36.91
479	28/07/15	07:40:00	a.m.	12.821	32%	36.91
480	28/07/15	07:45:00	a.m.	13.18	33%	39.14
481	28/07/15	07:50:00	a.m.	13.032	33%	39.14
482	28/07/15	07:55:00	a.m.	13.187	33%	39.14
483	28/07/15	08:00:00	a.m.	13.454	34%	41.43
484	28/07/15	08:05:00	a.m.	13.505	34%	41.43
485	28/07/15	08:10:00	a.m.	13.416	34%	41.43
486	28/07/15	08:15:00	a.m.	13.316	33%	39.14
487	28/07/15	08:20:00	a.m.	13.682	34%	41.43
488	28/07/15	08:25:00	a.m.	15.119	38%	51.03
489	28/07/15	08:30:00	a.m.	15.758	39%	53.54
490	28/07/15	08:35:00	a.m.	15.435	39%	53.54
491	28/07/15	08:40:00	a.m.	15.496	39%	53.54
492	28/07/15	08:45:00	a.m.	15.943	40%	56.08
493	28/07/15	08:50:00	a.m.	16.057	40%	56.08
494	28/07/15	08:55:00	a.m.	15.688	39%	53.54
495	28/07/15	09:00:00	a.m.	16.223	41%	58.67
496	28/07/15	09:05:00	a.m.	15.744	39%	53.54
497	28/07/15	09:10:00	a.m.	15.699	39%	53.54
498	28/07/15	09:15:00	a.m.	15.995	40%	56.08
499	28/07/15	09:20:00	a.m.	15.783	39%	53.54
500	28/07/15	09:25:00	a.m.	16.462	41%	58.67
501	28/07/15	09:30:00	a.m.	16.073	40%	56.08
502	28/07/15	09:35:00	a.m.	16.825	42%	61.28
503	28/07/15	09:40:00	a.m.	16.752	42%	61.28
504	28/07/15	09:45:00	a.m.	17.051	43%	63.93
505	28/07/15	09:50:00	a.m.	17.403	44%	66.61
506	28/07/15	09:55:00	a.m.	17.173	43%	63.93

N°	Fecha	Hora	am/pm	TIRANTE (CM) PUNTO P-1	TIRANTE (%)	Q (L/S) PUNTO P-1
507	28/07/15	10:00:00	a.m.	17.122	43%	63.93
508	28/07/15	10:05:00	a.m.	17.195	43%	63.93
509	28/07/15	10:10:00	a.m.	17.202	43%	63.93
510	28/07/15	10:15:00	a.m.	17.39	43%	63.93
511	28/07/15	10:20:00	a.m.	17.205	43%	63.93
512	28/07/15	10:25:00	a.m.	16.967	42%	61.28
513	28/07/15	10:30:00	a.m.	17.041	43%	63.93
514	28/07/15	10:35:00	a.m.	16.987	42%	61.28
515	28/07/15	10:40:00	a.m.	17.7	44%	66.61
516	28/07/15	10:45:00	a.m.	17.857	45%	69.32
517	28/07/15	10:50:00	a.m.	18.097	45%	69.32
518	28/07/15	10:55:00	a.m.	17.668	44%	66.61
519	28/07/15	11:00:00	a.m.	17.954	45%	69.32
520	28/07/15	11:05:00	a.m.	18.034	45%	69.32
521	28/07/15	11:10:00	a.m.	18.149	45%	69.32
522	28/07/15	11:15:00	a.m.	18.542	46%	72.06
523	28/07/15	11:20:00	a.m.	18.477	46%	72.06
524	28/07/15	11:25:00	a.m.	18.414	46%	72.06
525	28/07/15	11:30:00	a.m.	18.379	46%	72.06
526	28/07/15	11:35:00	a.m.	18.557	46%	72.06
527	28/07/15	11:40:00	a.m.	19.13	48%	77.60
528	28/07/15	11:45:00	a.m.	18.937	47%	74.81
529	28/07/15	11:50:00	a.m.	18.789	47%	74.81
530	28/07/15	11:55:00	a.m.	18.93	47%	74.81
531	28/07/15	12:00:00	p.m.	19.008	48%	77.60
532	28/07/15	12:05:00	p.m.	19.145	48%	77.60
533	28/07/15	12:10:00	p.m.	18.994	47%	74.81
534	28/07/15	12:15:00	p.m.	19	48%	77.60
535	28/07/15	12:20:00	p.m.	18.919	47%	74.81
536	28/07/15	12:25:00	p.m.	19.03	48%	77.60
537	28/07/15	12:30:00	p.m.	18.89	47%	74.81
538	28/07/15	12:35:00	p.m.	19.124	48%	77.60
539	28/07/15	12:40:00	p.m.	18.936	47%	74.81
540	28/07/15	12:45:00	p.m.	19.027	48%	77.60
541	28/07/15	12:50:00	p.m.	19.239	48%	77.60
542	28/07/15	12:55:00	p.m.	19.255	48%	77.60
543	28/07/15	01:00:00	p.m.	18.937	47%	74.81
544	28/07/15	01:05:00	p.m.	18.948	47%	74.81
545	28/07/15	01:10:00	p.m.	18.988	47%	74.81
546	28/07/15	01:15:00	p.m.	18.988	47%	74.81
547	28/07/15	01:20:00	p.m.	19.105	48%	77.60
548	28/07/15	01:25:00	p.m.	18.852	47%	74.81
549	28/07/15	01:30:00	p.m.	18.844	47%	74.81

N°	Fecha	Hora	am/pm	TIRANTE (CM) PUNTO P-1	TIRANTE (%)	Q (L/S) PUNTO P-1
550	28/07/15	01:35:00	p.m.	19.144	48%	77.60
551	28/07/15	01:40:00	p.m.	18.861	47%	74.81
552	28/07/15	01:45:00	p.m.	18.79	47%	74.81
553	28/07/15	01:50:00	p.m.	18.806	47%	74.81
554	28/07/15	01:55:00	p.m.	18.481	46%	72.06
555	28/07/15	02:00:00	p.m.	18.736	47%	74.81
556	28/07/15	02:05:00	p.m.	18.759	47%	74.81
557	28/07/15	02:10:00	p.m.	18.59	46%	72.06
558	28/07/15	02:15:00	p.m.	18.367	46%	72.06
559	28/07/15	02:20:00	p.m.	18.627	47%	74.81
560	28/07/15	02:25:00	p.m.	18.506	46%	72.06
561	28/07/15	02:30:00	p.m.	18.42	46%	72.06
562	28/07/15	02:35:00	p.m.	18.634	47%	74.81
563	28/07/15	02:40:00	p.m.	18.432	46%	72.06
564	28/07/15	02:45:00	p.m.	18.456	46%	72.06
565	28/07/15	02:50:00	p.m.	18.38	46%	72.06
566	28/07/15	02:55:00	p.m.	18.616	47%	74.81
567	28/07/15	03:00:00	p.m.	18.207	46%	72.06
568	28/07/15	03:05:00	p.m.	18.06	45%	69.32
569	28/07/15	03:10:00	p.m.	17.732	44%	66.61
570	28/07/15	03:15:00	p.m.	18.124	45%	69.32
571	28/07/15	03:20:00	p.m.	17.385	43%	63.93
572	28/07/15	03:25:00	p.m.	17.381	43%	63.93
573	28/07/15	04:10:00	p.m.	16.582	41%	58.67
574	28/07/15	04:15:00	p.m.	16.506	41%	58.67
575	28/07/15	04:20:00	p.m.	16.081	40%	56.08
576	28/07/15	04:25:00	p.m.	16.109	40%	56.08
577	28/07/15	04:30:00	p.m.	16.21	41%	58.67
578	28/07/15	04:35:00	p.m.	16.105	40%	56.08
579	28/07/15	04:40:00	p.m.	15.782	39%	53.54
580	28/07/15	04:45:00	p.m.	15.761	39%	53.54
581	28/07/15	04:50:00	p.m.	16.274	41%	58.67
582	28/07/15	04:55:00	p.m.	16.295	41%	58.67
583	28/07/15	05:00:00	p.m.	16.112	40%	56.08
584	28/07/15	05:05:00	p.m.	16.341	41%	58.67
585	28/07/15	05:10:00	p.m.	16.126	40%	56.08
586	28/07/15	05:15:00	p.m.	16.12	40%	56.08
587	28/07/15	05:20:00	p.m.	16.124	40%	56.08
588	28/07/15	05:25:00	p.m.	16.199	40%	56.08
589	28/07/15	05:30:00	p.m.	16.16	40%	56.08
590	28/07/15	05:35:00	p.m.	15.662	39%	53.54
591	28/07/15	05:40:00	p.m.	15.941	40%	56.08
592	28/07/15	05:45:00	p.m.	15.56	39%	53.54

N°	Fecha	Hora	am/pm	TIRANTE (CM) PUNTO P-1	TIRANTE (%)	Q (L/S) PUNTO P-1
593	28/07/15	05:50:00	p.m.	15.288	38%	51.03
594	28/07/15	05:55:00	p.m.	15.14	38%	51.03
595	28/07/15	06:00:00	p.m.	14.858	37%	48.56
596	28/07/15	06:05:00	p.m.	14.834	37%	48.56
597	28/07/15	06:10:00	p.m.	14.292	36%	46.14
598	28/07/15	06:15:00	p.m.	14.374	36%	46.14
599	28/07/15	06:20:00	p.m.	14.414	36%	46.14
600	28/07/15	06:25:00	p.m.	14.698	37%	48.56
601	28/07/15	06:30:00	p.m.	14.557	36%	46.14
602	28/07/15	06:35:00	p.m.	14.302	36%	46.14
603	28/07/15	06:40:00	p.m.	14.674	37%	48.56
604	28/07/15	06:45:00	p.m.	14.465	36%	46.14
605	28/07/15	06:50:00	p.m.	14.569	36%	46.14
606	28/07/15	06:55:00	p.m.	14.574	36%	46.14
607	28/07/15	07:00:00	p.m.	14.577	36%	46.14
608	28/07/15	07:05:00	p.m.	14.513	36%	46.14
609	28/07/15	07:10:00	p.m.	14.683	37%	48.56
610	28/07/15	07:15:00	p.m.	14.489	36%	46.14
611	28/07/15	07:20:00	p.m.	14.597	36%	46.14
612	28/07/15	07:25:00	p.m.	14.244	36%	46.14
613	28/07/15	07:30:00	p.m.	14.243	36%	46.14
614	28/07/15	07:35:00	p.m.	14.239	36%	46.14
615	28/07/15	07:40:00	p.m.	13.908	35%	43.76
616	28/07/15	07:45:00	p.m.	13.858	35%	43.76
617	28/07/15	07:50:00	p.m.	13.582	34%	41.43
618	28/07/15	07:55:00	p.m.	13.822	35%	43.76
619	28/07/15	08:00:00	p.m.	13.252	33%	39.14
620	28/07/15	08:05:00	p.m.	12.909	32%	36.91
621	28/07/15	08:10:00	p.m.	12.733	32%	36.91
622	28/07/15	08:15:00	p.m.	12.899	32%	36.91
623	28/07/15	08:20:00	p.m.	12.519	31%	34.72
624	28/07/15	08:25:00	p.m.	12.379	31%	34.72
625	28/07/15	08:30:00	p.m.	11.662	29%	30.52
626	28/07/15	08:35:00	p.m.	11.455	29%	30.52
627	28/07/15	08:40:00	p.m.	11.089	28%	28.50
628	28/07/15	08:45:00	p.m.	10.865	27%	26.54
629	28/07/15	08:50:00	p.m.	10.834	27%	26.54
630	28/07/15	08:55:00	p.m.	10.722	27%	26.54
631	28/07/15	09:00:00	p.m.	10.333	26%	24.64
632	28/07/15	09:05:00	p.m.	10.156	25%	22.80
633	28/07/15	09:10:00	p.m.	10.134	25%	22.80
634	28/07/15	09:15:00	p.m.	10.047	25%	22.80
635	28/07/15	09:20:00	p.m.	9.764	24%	21.02

N°	Fecha	Hora	am/pm	TIRANTE (CM) PUNTO P-1	TIRANTE (%)	Q (L/S) PUNTO P-1
636	28/07/15	09:25:00	p.m.	9.418	24%	21.02
637	28/07/15	09:30:00	p.m.	9.186	23%	19.31
638	28/07/15	09:35:00	p.m.	9.157	23%	19.31
639	28/07/15	09:40:00	p.m.	8.903	22%	17.66
640	28/07/15	09:45:00	p.m.	8.743	22%	17.66
641	28/07/15	09:50:00	p.m.	9.085	23%	19.31
642	28/07/15	09:55:00	p.m.	8.747	22%	17.66
643	28/07/15	10:00:00	p.m.	8.452	21%	16.08
644	28/07/15	10:05:00	p.m.	8.451	21%	16.08
645	28/07/15	10:10:00	p.m.	8.145	20%	14.57
646	28/07/15	10:15:00	p.m.	8.08	20%	14.57
647	28/07/15	10:20:00	p.m.	7.688	19%	13.13
648	28/07/15	10:25:00	p.m.	7.296	18%	11.76
649	28/07/15	10:30:00	p.m.	7.055	18%	11.76
650	28/07/15	10:35:00	p.m.	7.223	18%	11.76
651	28/07/15	10:40:00	p.m.	8.146	20%	14.57
652	28/07/15	10:45:00	p.m.	7.796	19%	13.13
653	28/07/15	10:50:00	p.m.	7.549	19%	13.13
654	28/07/15	10:55:00	p.m.	7.166	18%	11.76
655	28/07/15	11:00:00	p.m.	6.787	17%	10.47
656	28/07/15	11:05:00	p.m.	6.566	16%	9.24
657	28/07/15	11:10:00	p.m.	6.325	16%	9.24
658	28/07/15	11:15:00	p.m.	6.172	15%	8.09
659	28/07/15	11:20:00	p.m.	5.966	15%	8.09
660	28/07/15	11:25:00	p.m.	5.901	15%	8.09
661	28/07/15	11:30:00	p.m.	5.66	14%	7.01
662	28/07/15	11:35:00	p.m.	5.678	14%	7.01
663	28/07/15	11:40:00	p.m.	5.724	14%	7.01
664	28/07/15	11:45:00	p.m.	5.215	13%	6.01
665	28/07/15	11:50:00	p.m.	4.894	12%	5.09
666	28/07/15	11:55:00	p.m.	4.677	12%	5.09
667	29/07/15	12:00:00	a.m.	4.6	12%	5.09
668	29/07/15	12:05:00	a.m.	4.8	12%	5.09
669	29/07/15	12:10:00	a.m.	5.417	14%	7.01
670	29/07/15	12:15:00	a.m.	5.776	14%	7.01
671	29/07/15	12:20:00	a.m.	5.607	14%	7.01
672	29/07/15	12:25:00	a.m.	5.335	13%	6.01
673	29/07/15	12:30:00	a.m.	5.159	13%	6.01
674	29/07/15	12:35:00	a.m.	4.821	12%	5.09
675	29/07/15	12:40:00	a.m.	4.573	11%	4.24
676	29/07/15	12:45:00	a.m.	4.28	11%	4.24
677	29/07/15	12:50:00	a.m.	4.098	10%	3.47
678	29/07/15	12:55:00	a.m.	3.923	10%	3.47

N°	Fecha	Hora	am/pm	TIRANTE (CM) PUNTO P-1	TIRANTE (%)	Q (L/S) PUNTO P-1
679	29/07/15	01:00:00	a.m.	3.817	10%	3.47
680	29/07/15	01:05:00	a.m.	3.808	10%	3.47
681	29/07/15	01:10:00	a.m.	3.849	10%	3.47
682	29/07/15	01:15:00	a.m.	3.685	9%	2.78
683	29/07/15	01:20:00	a.m.	3.601	9%	2.78
684	29/07/15	01:25:00	a.m.	3.632	9%	2.78
685	29/07/15	01:30:00	a.m.	3.606	9%	2.78
686	29/07/15	01:35:00	a.m.	3.721	9%	2.78
687	29/07/15	01:40:00	a.m.	3.463	9%	2.78
688	29/07/15	01:45:00	a.m.	3.236	8%	2.17
689	29/07/15	01:50:00	a.m.	3.483	9%	2.78
690	29/07/15	01:55:00	a.m.	3.251	8%	2.17
691	29/07/15	02:00:00	a.m.	3.211	8%	2.17
692	29/07/15	02:05:00	a.m.	3.451	9%	2.78
693	29/07/15	02:10:00	a.m.	3.24	8%	2.17
694	29/07/15	02:15:00	a.m.	3.111	8%	2.17
695	29/07/15	02:20:00	a.m.	3.012	8%	2.17
696	29/07/15	02:25:00	a.m.	3.016	8%	2.17
697	29/07/15	02:30:00	a.m.	2.983	7%	1.64
698	29/07/15	02:35:00	a.m.	2.898	7%	1.64
699	29/07/15	02:40:00	a.m.	2.671	7%	1.64
700	29/07/15	02:45:00	a.m.	2.661	7%	1.64
701	29/07/15	02:50:00	a.m.	2.541	6%	1.18
702	29/07/15	02:55:00	a.m.	2.55	6%	1.18
703	29/07/15	03:00:00	a.m.	2.571	6%	1.18
704	29/07/15	03:05:00	a.m.	2.483	6%	1.18
705	29/07/15	03:10:00	a.m.	2.298	6%	1.18
706	29/07/15	03:15:00	a.m.	2.228	6%	1.18
707	29/07/15	03:20:00	a.m.	2.227	6%	1.18
708	29/07/15	03:25:00	a.m.	2.1	5%	0.80
709	29/07/15	03:30:00	a.m.	2.012	5%	0.80
710	29/07/15	03:35:00	a.m.	1.999	5%	0.80
711	29/07/15	03:40:00	a.m.	2.048	5%	0.80
712	29/07/15	03:45:00	a.m.	2.111	5%	0.80
713	29/07/15	03:50:00	a.m.	2.035	5%	0.80
714	29/07/15	03:55:00	a.m.	2.074	5%	0.80
715	29/07/15	04:00:00	a.m.	2.105	5%	0.80
716	29/07/15	04:05:00	a.m.	2.155	5%	0.80
717	29/07/15	04:10:00	a.m.	2.081	5%	0.80
718	29/07/15	04:15:00	a.m.	2.129	5%	0.80
719	29/07/15	04:20:00	a.m.	2.133	5%	0.80
720	29/07/15	04:25:00	a.m.	2.435	6%	1.18
721	29/07/15	04:30:00	a.m.	2.585	6%	1.18

N°	Fecha	Hora	am/pm	TIRANTE (CM) PUNTO P-1	TIRANTE (%)	Q (L/S) PUNTO P-1
722	29/07/15	04:35:00	a.m.	2.894	7%	1.64
723	29/07/15	04:40:00	a.m.	2.98	7%	1.64
724	29/07/15	04:45:00	a.m.	3.144	8%	2.17
725	29/07/15	04:50:00	a.m.	3.408	9%	2.78
726	29/07/15	04:55:00	a.m.	3.433	9%	2.78
727	29/07/15	05:00:00	a.m.	3.337	8%	2.17
728	29/07/15	05:05:00	a.m.	3.421	9%	2.78
729	29/07/15	05:10:00	a.m.	3.684	9%	2.78
730	29/07/15	05:15:00	a.m.	3.985	10%	3.47
731	29/07/15	05:20:00	a.m.	3.898	10%	3.47
732	29/07/15	05:25:00	a.m.	3.885	10%	3.47
733	29/07/15	05:30:00	a.m.	4.103	10%	3.47
734	29/07/15	05:35:00	a.m.	4.156	10%	3.47
735	29/07/15	05:40:00	a.m.	4.169	10%	3.47
736	29/07/15	05:45:00	a.m.	4.262	11%	4.24
737	29/07/15	05:50:00	a.m.	4.462	11%	4.24
738	29/07/15	05:55:00	a.m.	4.619	12%	5.09
739	29/07/15	06:00:00	a.m.	5.641	14%	7.01
740	29/07/15	06:05:00	a.m.	6.895	17%	10.47
741	29/07/15	06:10:00	a.m.	7.31	18%	11.76
742	29/07/15	06:15:00	a.m.	7.513	19%	13.13
743	29/07/15	06:20:00	a.m.	7.797	19%	13.13
744	29/07/15	06:25:00	a.m.	8.654	22%	17.66
745	29/07/15	06:30:00	a.m.	8.656	22%	17.66
746	29/07/15	06:35:00	a.m.	8.799	22%	17.66
747	29/07/15	06:40:00	a.m.	8.988	22%	17.66
748	29/07/15	06:45:00	a.m.	9.152	23%	19.31
749	29/07/15	06:50:00	a.m.	9.722	24%	21.02
750	29/07/15	06:55:00	a.m.	10.419	26%	24.64
751	29/07/15	07:00:00	a.m.	10.235	26%	24.64
752	29/07/15	07:05:00	a.m.	10.428	26%	24.64
753	29/07/15	07:10:00	a.m.	10.46	26%	24.64
754	29/07/15	07:15:00	a.m.	10.844	27%	26.54
755	29/07/15	07:20:00	a.m.	10.994	27%	26.54
756	29/07/15	07:25:00	a.m.	11.163	28%	28.50
757	29/07/15	07:30:00	a.m.	10.95	27%	26.54
758	29/07/15	07:35:00	a.m.	11.376	28%	28.50
759	29/07/15	07:40:00	a.m.	11.404	29%	30.52
760	29/07/15	07:45:00	a.m.	11.835	30%	32.59
761	29/07/15	07:50:00	a.m.	12.526	31%	34.72
762	29/07/15	07:55:00	a.m.	13.671	34%	41.43
763	29/07/15	08:00:00	a.m.	14.648	37%	48.56
764	29/07/15	08:05:00	a.m.	14.467	36%	46.14

N°	Fecha	Hora	am/pm	TIRANTE (CM) PUNTO P-1	TIRANTE (%)	Q (L/S) PUNTO P-1
765	29/07/15	08:10:00	a.m.	14.42	36%	46.14
766	29/07/15	08:15:00	a.m.	14.412	36%	46.14
767	29/07/15	08:20:00	a.m.	14.484	36%	46.14
768	29/07/15	08:25:00	a.m.	14.656	37%	48.56
769	29/07/15	08:30:00	a.m.	15.094	38%	51.03
770	29/07/15	08:35:00	a.m.	15.695	39%	53.54
771	29/07/15	08:40:00	a.m.	15.645	39%	53.54
772	29/07/15	08:45:00	a.m.	15.751	39%	53.54
773	29/07/15	08:50:00	a.m.	15.595	39%	53.54
774	29/07/15	08:55:00	a.m.	15.645	39%	53.54
775	29/07/15	09:00:00	a.m.	15.994	40%	56.08
776	29/07/15	09:05:00	a.m.	15.954	40%	56.08
777	29/07/15	09:10:00	a.m.	16.328	41%	58.67
778	29/07/15	09:15:00	a.m.	16.512	41%	58.67
779	29/07/15	09:20:00	a.m.	16.098	40%	56.08
780	29/07/15	09:25:00	a.m.	16.268	41%	58.67
781	29/07/15	09:30:00	a.m.	16.161	40%	56.08
782	29/07/15	09:35:00	a.m.	16.739	42%	61.28
783	29/07/15	09:40:00	a.m.	17.439	44%	66.61
784	29/07/15	09:45:00	a.m.	17.54	44%	66.61
785	29/07/15	09:50:00	a.m.	17.401	44%	66.61
786	29/07/15	09:55:00	a.m.	17.292	43%	63.93
787	29/07/15	10:00:00	a.m.	17.378	43%	63.93
788	29/07/15	10:05:00	a.m.	17.654	44%	66.61
789	29/07/15	10:10:00	a.m.	17.329	43%	63.93
790	29/07/15	10:15:00	a.m.	17.423	44%	66.61
791	29/07/15	10:20:00	a.m.	16.625	42%	61.28
792	29/07/15	10:25:00	a.m.	16.472	41%	58.67
793	29/07/15	10:30:00	a.m.	16.485	41%	58.67
794	29/07/15	10:35:00	a.m.	16.528	41%	58.67
795	29/07/15	10:40:00	a.m.	16.652	42%	61.28
796	29/07/15	10:45:00	a.m.	16.891	42%	61.28
797	29/07/15	10:50:00	a.m.	16.918	42%	61.28
798	29/07/15	10:55:00	a.m.	17.087	43%	63.93
799	29/07/15	11:00:00	a.m.	17.108	43%	63.93
800	29/07/15	11:05:00	a.m.	17.409	44%	66.61
801	29/07/15	11:10:00	a.m.	17.56	44%	66.61
802	29/07/15	11:15:00	a.m.	17.754	44%	66.61
803	29/07/15	11:20:00	a.m.	17.603	44%	66.61
804	29/07/15	11:25:00	a.m.	17.658	44%	66.61
805	29/07/15	11:30:00	a.m.	17.916	45%	69.32
806	29/07/15	11:35:00	a.m.	17.901	45%	69.32
807	29/07/15	11:40:00	a.m.	17.52	44%	66.61

N°	Fecha	Hora	am/pm	TIRANTE (CM) PUNTO P-1	TIRANTE (%)	Q (L/S) PUNTO P-1
808	29/07/15	11:45:00	a.m.	17.747	44%	66.61
809	29/07/15	11:50:00	a.m.	17.469	44%	66.61
810	29/07/15	11:55:00	a.m.	17.48	44%	66.61
811	29/07/15	12:00:00	p.m.	17.321	43%	63.93
812	29/07/15	12:05:00	p.m.	17.616	44%	66.61
813	29/07/15	12:10:00	p.m.	17.998	45%	69.32
814	29/07/15	12:15:00	p.m.	18.086	45%	69.32
815	29/07/15	12:20:00	p.m.	18.533	46%	72.06
816	29/07/15	12:25:00	p.m.	18.184	45%	69.32
817	29/07/15	12:30:00	p.m.	18.014	45%	69.32
818	29/07/15	12:35:00	p.m.	17.992	45%	69.32
819	29/07/15	12:40:00	p.m.	17.906	45%	69.32
820	29/07/15	12:45:00	p.m.	17.769	44%	66.61
821	29/07/15	12:50:00	p.m.	17.953	45%	69.32
822	29/07/15	12:55:00	p.m.	18.028	45%	69.32
823	29/07/15	01:00:00	p.m.	18.455	46%	72.06
824	29/07/15	01:05:00	p.m.	18.435	46%	72.06
825	29/07/15	01:10:00	p.m.	18.734	47%	74.81
826	29/07/15	01:15:00	p.m.	18.895	47%	74.81
827	29/07/15	01:20:00	p.m.	18.753	47%	74.81
828	29/07/15	01:25:00	p.m.	18.949	47%	74.81
829	29/07/15	01:30:00	p.m.	19.04	48%	77.60
830	29/07/15	01:35:00	p.m.	19.004	48%	77.60
831	29/07/15	01:40:00	p.m.	19.146	48%	77.60
832	29/07/15	01:45:00	p.m.	19.462	49%	80.40
833	29/07/15	01:50:00	p.m.	19.217	48%	77.60
834	29/07/15	01:55:00	p.m.	19.185	48%	77.60
835	29/07/15	02:00:00	p.m.	19.396	48%	77.60
836	29/07/15	02:05:00	p.m.	19.537	49%	80.40
837	29/07/15	02:10:00	p.m.	19.331	48%	77.60
838	29/07/15	02:15:00	p.m.	19.183	48%	77.60
839	29/07/15	02:20:00	p.m.	20.132	50%	83.21
840	29/07/15	02:25:00	p.m.	19.64	49%	80.40
841	29/07/15	02:30:00	p.m.	19.258	48%	77.60
842	29/07/15	02:35:00	p.m.	19.159	48%	77.60
843	29/07/15	02:40:00	p.m.	19.177	48%	77.60
844	29/07/15	02:45:00	p.m.	19.29	48%	77.60
845	29/07/15	02:50:00	p.m.	19.213	48%	77.60
846	29/07/15	02:55:00	p.m.	19.353	48%	77.60
847	29/07/15	03:00:00	p.m.	19.111	48%	77.60
848	29/07/15	03:05:00	p.m.	19.4	49%	80.40
849	29/07/15	03:10:00	p.m.	19.516	49%	80.40
850	29/07/15	03:15:00	p.m.	19.344	48%	77.60

N°	Fecha	Hora	am/pm	TIRANTE (CM) PUNTO P-1	TIRANTE (%)	Q (L/S) PUNTO P-1
851	29/07/15	03:20:00	p.m.	19.219	48%	77.60
852	29/07/15	03:25:00	p.m.	19.382	48%	77.60
853	29/07/15	03:30:00	p.m.	22.003	55%	97.48
854	29/07/15	03:35:00	p.m.	24.569	61%	114.66
855	29/07/15	03:40:00	p.m.	26.214	66%	128.64
856	29/07/15	03:45:00	p.m.	26.518	66%	128.64
857	29/07/15	03:50:00	p.m.	25.529	64%	123.11
858	29/07/15	03:55:00	p.m.	23.576	59%	108.95
859	29/07/15	04:00:00	p.m.	21.694	54%	94.61
860	29/07/15	04:05:00	p.m.	19.431	49%	80.40
861	29/07/15	04:10:00	p.m.	18.897	47%	74.81
862	29/07/15	04:15:00	p.m.	18.817	47%	74.81
863	29/07/15	04:20:00	p.m.	18.687	47%	74.81
864	29/07/15	04:25:00	p.m.	18.433	46%	72.06
865	29/07/15	04:30:00	p.m.	18.423	46%	72.06
866	29/07/15	04:35:00	p.m.	18.422	46%	72.06
867	29/07/15	04:40:00	p.m.	18.113	45%	69.32
868	29/07/15	04:45:00	p.m.	18.029	45%	69.32
869	29/07/15	04:50:00	p.m.	17.702	44%	66.61
870	29/07/15	04:55:00	p.m.	17.713	44%	66.61
871	29/07/15	05:00:00	p.m.	17.606	44%	66.61
872	29/07/15	05:05:00	p.m.	17.389	43%	63.93
873	29/07/15	05:10:00	p.m.	17.305	43%	63.93
874	29/07/15	05:15:00	p.m.	17.404	44%	66.61
875	29/07/15	05:20:00	p.m.	17.318	43%	63.93
876	29/07/15	05:25:00	p.m.	17.084	43%	63.93
877	29/07/15	05:30:00	p.m.	17.372	43%	63.93
878	29/07/15	05:35:00	p.m.	16.791	42%	61.28
879	29/07/15	05:40:00	p.m.	16.901	42%	61.28
880	29/07/15	05:45:00	p.m.	16.589	41%	58.67
881	29/07/15	05:50:00	p.m.	17.033	43%	63.93
882	29/07/15	05:55:00	p.m.	16.499	41%	58.67
883	29/07/15	06:00:00	p.m.	16.086	40%	56.08
884	29/07/15	06:05:00	p.m.	15.597	39%	53.54
885	29/07/15	06:10:00	p.m.	15.253	38%	51.03
886	29/07/15	06:15:00	p.m.	15.235	38%	51.03
887	29/07/15	06:20:00	p.m.	14.806	37%	48.56
888	29/07/15	06:25:00	p.m.	14.518	36%	46.14
889	29/07/15	06:30:00	p.m.	14.508	36%	46.14
890	29/07/15	06:35:00	p.m.	14.434	36%	46.14
891	29/07/15	06:40:00	p.m.	14.455	36%	46.14
892	29/07/15	06:45:00	p.m.	14.313	36%	46.14
893	29/07/15	06:50:00	p.m.	14.197	35%	43.76

N°	Fecha	Hora	am/pm	TIRANTE (CM) PUNTO P-1	TIRANTE (%)	Q (L/S) PUNTO P-1
894	29/07/15	06:55:00	p.m.	14.425	36%	46.14
895	29/07/15	07:00:00	p.m.	14.186	35%	43.76
896	29/07/15	07:05:00	p.m.	13.911	35%	43.76
897	29/07/15	07:10:00	p.m.	14.153	35%	43.76
898	29/07/15	07:15:00	p.m.	13.705	34%	41.43
899	29/07/15	07:20:00	p.m.	13.38	33%	39.14
900	29/07/15	07:25:00	p.m.	13.291	33%	39.14
901	29/07/15	07:30:00	p.m.	13.222	33%	39.14
902	29/07/15	07:35:00	p.m.	13.308	33%	39.14
903	29/07/15	07:40:00	p.m.	12.955	32%	36.91
904	29/07/15	07:45:00	p.m.	12.587	31%	34.72
905	29/07/15	07:50:00	p.m.	13.878	35%	43.76
906	29/07/15	07:55:00	p.m.	14.249	36%	46.14
907	29/07/15	08:00:00	p.m.	13.85	35%	43.76
908	29/07/15	08:05:00	p.m.	12.996	32%	36.91
909	29/07/15	08:10:00	p.m.	12.434	31%	34.72
910	29/07/15	08:15:00	p.m.	11.913	30%	32.59
911	29/07/15	08:20:00	p.m.	11.687	29%	30.52
912	29/07/15	08:25:00	p.m.	11.393	28%	28.50
913	29/07/15	08:30:00	p.m.	11.175	28%	28.50
914	29/07/15	08:35:00	p.m.	11.139	28%	28.50
915	29/07/15	08:40:00	p.m.	10.665	27%	26.54
916	29/07/15	08:45:00	p.m.	10.456	26%	24.64
917	29/07/15	08:50:00	p.m.	10.085	25%	22.80
918	29/07/15	08:55:00	p.m.	9.889	25%	22.80
919	29/07/15	09:00:00	p.m.	10.078	25%	22.80
920	29/07/15	09:05:00	p.m.	9.57	24%	21.02
921	29/07/15	09:10:00	p.m.	9.495	24%	21.02
922	29/07/15	09:15:00	p.m.	9.162	23%	19.31
923	29/07/15	09:20:00	p.m.	9.188	23%	19.31
924	29/07/15	09:25:00	p.m.	9.045	23%	19.31
925	29/07/15	09:30:00	p.m.	8.796	22%	17.66
926	29/07/15	09:35:00	p.m.	8.762	22%	17.66
927	29/07/15	09:40:00	p.m.	8.324	21%	16.08
928	29/07/15	09:45:00	p.m.	8.198	20%	14.57
929	29/07/15	09:50:00	p.m.	8.17	20%	14.57
930	29/07/15	09:55:00	p.m.	8.088	20%	14.57
931	29/07/15	10:00:00	p.m.	7.906	20%	14.57
932	29/07/15	10:05:00	p.m.	7.876	20%	14.57
933	29/07/15	10:10:00	p.m.	7.593	19%	13.13
934	29/07/15	10:15:00	p.m.	7.18	18%	11.76
935	29/07/15	10:20:00	p.m.	7.303	18%	11.76
936	29/07/15	10:25:00	p.m.	7.278	18%	11.76

N°	Fecha	Hora	am/pm	TIRANTE (CM) PUNTO P-1	TIRANTE (%)	Q (L/S) PUNTO P-1
937	29/07/15	10:30:00	p.m.	7.258	18%	11.76
938	29/07/15	10:35:00	p.m.	7.128	18%	11.76
939	29/07/15	10:40:00	p.m.	7.18	18%	11.76
940	29/07/15	10:45:00	p.m.	7.02	18%	11.76
941	29/07/15	10:50:00	p.m.	7.141	18%	11.76
942	29/07/15	10:55:00	p.m.	6.865	17%	10.47
943	29/07/15	11:00:00	p.m.	6.425	16%	9.24
944	29/07/15	11:05:00	p.m.	6.24	16%	9.24
945	29/07/15	11:10:00	p.m.	6.406	16%	9.24
946	29/07/15	11:15:00	p.m.	6.289	16%	9.24
947	29/07/15	11:20:00	p.m.	6.131	15%	8.09
948	29/07/15	11:25:00	p.m.	5.883	15%	8.09
949	29/07/15	11:30:00	p.m.	5.911	15%	8.09
950	29/07/15	11:35:00	p.m.	5.884	15%	8.09
951	29/07/15	11:40:00	p.m.	5.811	15%	8.09
952	29/07/15	11:45:00	p.m.	5.549	14%	7.01
953	29/07/15	11:50:00	p.m.	5.372	13%	6.01
954	29/07/15	11:55:00	p.m.	5.332	13%	6.01
955	30/07/15	12:00:00	a.m.	5.061	13%	6.01
956	30/07/15	12:05:00	a.m.	4.908	12%	5.09
957	30/07/15	12:10:00	a.m.	4.781	12%	5.09
958	30/07/15	12:15:00	a.m.	4.629	12%	5.09
959	30/07/15	12:20:00	a.m.	4.623	12%	5.09
960	30/07/15	12:25:00	a.m.	4.517	11%	4.24
961	30/07/15	12:30:00	a.m.	4.451	11%	4.24
962	30/07/15	12:35:00	a.m.	4.411	11%	4.24
963	30/07/15	12:40:00	a.m.	4.311	11%	4.24
964	30/07/15	12:45:00	a.m.	4.021	10%	3.47
965	30/07/15	12:50:00	a.m.	3.862	10%	3.47
966	30/07/15	12:55:00	a.m.	4.224	11%	4.24
967	30/07/15	01:00:00	a.m.	4.408	11%	4.24
968	30/07/15	01:05:00	a.m.	4.31	11%	4.24
969	30/07/15	01:10:00	a.m.	4.145	10%	3.47
970	30/07/15	01:15:00	a.m.	4.04	10%	3.47
971	30/07/15	01:20:00	a.m.	4.02	10%	3.47
972	30/07/15	01:25:00	a.m.	3.939	10%	3.47
973	30/07/15	01:30:00	a.m.	3.481	9%	2.78
974	30/07/15	01:35:00	a.m.	3.246	8%	2.17
975	30/07/15	01:40:00	a.m.	3.133	8%	2.17
976	30/07/15	01:45:00	a.m.	2.931	7%	1.64
977	30/07/15	01:50:00	a.m.	2.892	7%	1.64
978	30/07/15	01:55:00	a.m.	2.757	7%	1.64
979	30/07/15	02:00:00	a.m.	2.706	7%	1.64

N°	Fecha	Hora	am/pm	TIRANTE (CM) PUNTO P-1	TIRANTE (%)	Q (L/S) PUNTO P-1
980	30/07/15	02:05:00	a.m.	2.685	7%	1.64
981	30/07/15	02:10:00	a.m.	2.467	6%	1.18
982	30/07/15	02:15:00	a.m.	2.384	6%	1.18
983	30/07/15	02:20:00	a.m.	2.281	6%	1.18
984	30/07/15	02:25:00	a.m.	2.277	6%	1.18
985	30/07/15	02:30:00	a.m.	2.263	6%	1.18
986	30/07/15	02:35:00	a.m.	2.203	6%	1.18
987	30/07/15	02:40:00	a.m.	2.103	5%	0.80
988	30/07/15	02:45:00	a.m.	2.268	6%	1.18
989	30/07/15	02:50:00	a.m.	2.693	7%	1.64
990	30/07/15	02:55:00	a.m.	2.821	7%	1.64
991	30/07/15	03:00:00	a.m.	2.705	7%	1.64
992	30/07/15	03:05:00	a.m.	2.614	7%	1.64
993	30/07/15	03:10:00	a.m.	2.412	6%	1.18
994	30/07/15	03:15:00	a.m.	2.175	5%	0.80
995	30/07/15	03:20:00	a.m.	1.885	5%	0.80
996	30/07/15	03:25:00	a.m.	1.786	4%	0.50
997	30/07/15	03:30:00	a.m.	1.604	4%	0.50
998	30/07/15	03:35:00	a.m.	1.599	4%	0.50
999	30/07/15	03:40:00	a.m.	1.573	4%	0.50
1000	30/07/15	03:45:00	a.m.	1.524	4%	0.50
1001	30/07/15	03:50:00	a.m.	1.512	4%	0.50
1002	30/07/15	03:55:00	a.m.	1.409	4%	0.50
1003	30/07/15	04:00:00	a.m.	1.448	4%	0.50
1004	30/07/15	04:05:00	a.m.	1.403	4%	0.50
1005	30/07/15	04:10:00	a.m.	1.459	4%	0.50
1006	30/07/15	04:15:00	a.m.	1.456	4%	0.50
1007	30/07/15	04:20:00	a.m.	1.46	4%	0.50
1008	30/07/15	04:25:00	a.m.	1.498	4%	0.50
1009	30/07/15	04:30:00	a.m.	1.529	4%	0.50
1010	30/07/15	04:35:00	a.m.	1.598	4%	0.50
1011	30/07/15	04:40:00	a.m.	1.589	4%	0.50
1012	30/07/15	04:45:00	a.m.	1.488	4%	0.50
1013	30/07/15	04:50:00	a.m.	1.545	4%	0.50
1014	30/07/15	04:55:00	a.m.	1.627	4%	0.50
1015	30/07/15	05:00:00	a.m.	1.833	5%	0.80
1016	30/07/15	05:05:00	a.m.	1.975	5%	0.80
1017	30/07/15	05:10:00	a.m.	2.248	6%	1.18
1018	30/07/15	05:15:00	a.m.	2.465	6%	1.18
1019	30/07/15	05:20:00	a.m.	2.583	6%	1.18
1020	30/07/15	05:25:00	a.m.	2.97	7%	1.64
1021	30/07/15	05:30:00	a.m.	3.603	9%	2.78
1022	30/07/15	05:35:00	a.m.	3.617	9%	2.78

N°	Fecha	Hora	am/pm	TIRANTE (CM) PUNTO P-1	TIRANTE (%)	Q (L/S) PUNTO P-1
1023	30/07/15	05:40:00	a.m.	3.68	9%	2.78
1024	30/07/15	05:45:00	a.m.	4.172	10%	3.47
1025	30/07/15	05:50:00	a.m.	4.735	12%	5.09
1026	30/07/15	05:55:00	a.m.	4.596	11%	4.24
1027	30/07/15	06:00:00	a.m.	4.755	12%	5.09
1028	30/07/15	06:05:00	a.m.	4.679	12%	5.09
1029	30/07/15	06:10:00	a.m.	4.868	12%	5.09
1030	30/07/15	06:15:00	a.m.	5.586	14%	7.01
1031	30/07/15	06:20:00	a.m.	6.117	15%	8.09
1032	30/07/15	06:25:00	a.m.	6.072	15%	8.09
1033	30/07/15	06:30:00	a.m.	6.362	16%	9.24
1034	30/07/15	06:35:00	a.m.	6.444	16%	9.24
1035	30/07/15	06:40:00	a.m.	7.127	18%	11.76
1036	30/07/15	06:45:00	a.m.	7.852	20%	14.57
1037	30/07/15	06:50:00	a.m.	8.38	21%	16.08
1038	30/07/15	06:55:00	a.m.	9.234	23%	19.31
1039	30/07/15	07:00:00	a.m.	9.928	25%	22.80
1040	30/07/15	07:05:00	a.m.	10.756	27%	26.54
1041	30/07/15	07:10:00	a.m.	11.174	28%	28.50
1042	30/07/15	07:15:00	a.m.	11.164	28%	28.50
1043	30/07/15	07:20:00	a.m.	11.214	28%	28.50
1044	30/07/15	07:25:00	a.m.	11.292	28%	28.50
1045	30/07/15	07:30:00	a.m.	11.53	29%	30.52
1046	30/07/15	07:35:00	a.m.	11.86	30%	32.59
1047	30/07/15	07:40:00	a.m.	12.167	30%	32.59
1048	30/07/15	07:45:00	a.m.	12.39	31%	34.72
1049	30/07/15	07:50:00	a.m.	11.966	30%	32.59
1050	30/07/15	07:55:00	a.m.	12.003	30%	32.59
1051	30/07/15	08:00:00	a.m.	12.153	30%	32.59
1052	30/07/15	08:05:00	a.m.	12.074	30%	32.59
1053	30/07/15	08:10:00	a.m.	12.287	31%	34.72
1054	30/07/15	08:15:00	a.m.	12.302	31%	34.72
1055	30/07/15	08:20:00	a.m.	12.181	30%	32.59
1056	30/07/15	08:25:00	a.m.	12.265	31%	34.72
1057	30/07/15	08:30:00	a.m.	12.844	32%	36.91
1058	30/07/15	08:35:00	a.m.	13.582	34%	41.43
1059	30/07/15	08:40:00	a.m.	13.762	34%	41.43
1060	30/07/15	08:45:00	a.m.	13.986	35%	43.76
1061	30/07/15	08:50:00	a.m.	14.029	35%	43.76
1062	30/07/15	08:55:00	a.m.	13.76	34%	41.43
1063	30/07/15	09:00:00	a.m.	14.265	36%	46.14
1064	30/07/15	09:05:00	a.m.	14.477	36%	46.14
1065	30/07/15	09:10:00	a.m.	15.586	39%	53.54

N°	Fecha	Hora	am/pm	TIRANTE (CM) PUNTO P-1	TIRANTE (%)	Q (L/S) PUNTO P-1
1066	30/07/15	09:15:00	a.m.	16.475	41%	58.67
1067	30/07/15	09:20:00	a.m.	17.6	44%	66.61
1068	30/07/15	09:25:00	a.m.	18.664	47%	74.81
1069	30/07/15	09:30:00	a.m.	19.318	48%	77.60
1070	30/07/15	09:35:00	a.m.	19.323	48%	77.60
1071	30/07/15	09:40:00	a.m.	19.641	49%	80.40
1072	30/07/15	09:45:00	a.m.	20.299	51%	86.05
1073	30/07/15	09:50:00	a.m.	20.455	51%	86.05
1074	30/07/15	09:55:00	a.m.	19.904	50%	83.21
1075	30/07/15	10:00:00	a.m.	19.874	50%	83.21
1076	30/07/15	10:05:00	a.m.	20.094	50%	83.21
1077	30/07/15	10:10:00	a.m.	20.105	50%	83.21
1078	30/07/15	10:15:00	a.m.	20.568	51%	86.05
1079	30/07/15	10:20:00	a.m.	20.179	50%	83.21
1080	30/07/15	10:25:00	a.m.	20.396	51%	86.05
1081	30/07/15	10:30:00	a.m.	20.718	52%	88.89
1082	30/07/15	10:35:00	a.m.	20.385	51%	86.05
1083	30/07/15	10:40:00	a.m.	17.6	44%	66.61
1084	30/07/15	10:45:00	a.m.	15.48	39%	53.54
1085	30/07/15	10:50:00	a.m.	16.413	41%	58.67
1086	30/07/15	10:55:00	a.m.	16.135	40%	56.08
1087	30/07/15	11:00:00	a.m.	16.361	41%	58.67
1088	30/07/15	11:05:00	a.m.	16.968	42%	61.28
1089	30/07/15	11:10:00	a.m.	16.993	42%	61.28
1090	30/07/15	11:15:00	a.m.	16.47	41%	58.67
1091	30/07/15	11:20:00	a.m.	17.234	43%	63.93
1092	30/07/15	11:25:00	a.m.	17.143	43%	63.93
1093	30/07/15	11:30:00	a.m.	16.971	42%	61.28
1094	30/07/15	11:35:00	a.m.	16.925	42%	61.28
1095	30/07/15	11:40:00	a.m.	16.72	42%	61.28
1096	30/07/15	11:45:00	a.m.	15.828	40%	56.08
1097	30/07/15	11:50:00	a.m.	15.631	39%	53.54
1098	30/07/15	11:55:00	a.m.	15.933	40%	56.08
1099	30/07/15	12:00:00	p.m.	15.933	40%	56.08
1100	30/07/15	12:05:00	p.m.	15.956	40%	56.08
1101	30/07/15	12:10:00	p.m.	16.472	41%	58.67
1102	30/07/15	12:15:00	p.m.	16.479	41%	58.67
1103	30/07/15	12:20:00	p.m.	16.382	41%	58.67
1104	30/07/15	12:25:00	p.m.	16.416	41%	58.67
1105	30/07/15	12:30:00	p.m.	16.909	42%	61.28
1106	30/07/15	12:35:00	p.m.	16.681	42%	61.28
1107	30/07/15	12:40:00	p.m.	16.735	42%	61.28
1108	30/07/15	12:45:00	p.m.	17.079	43%	63.93

N°	Fecha	Hora	am/pm	TIRANTE (CM) PUNTO P-1	TIRANTE (%)	Q (L/S) PUNTO P-1
1109	30/07/15	12:50:00	p.m.	17.246	43%	63.93
1110	30/07/15	12:55:00	p.m.	17.254	43%	63.93
1111	30/07/15	01:00:00	p.m.	16.928	42%	61.28
1112	30/07/15	01:05:00	p.m.	17.02	43%	63.93
1113	30/07/15	01:10:00	p.m.	16.998	42%	61.28
1114	30/07/15	01:15:00	p.m.	17.457	44%	66.61
1115	30/07/15	01:20:00	p.m.	17.693	44%	66.61
1116	30/07/15	01:25:00	p.m.	17.596	44%	66.61
1117	30/07/15	01:30:00	p.m.	17.411	44%	66.61
1118	30/07/15	01:35:00	p.m.	17.49	44%	66.61
1119	30/07/15	01:40:00	p.m.	17.571	44%	66.61
1120	30/07/15	01:45:00	p.m.	17.629	44%	66.61
1121	30/07/15	01:50:00	p.m.	17.166	43%	63.93
1122	30/07/15	01:55:00	p.m.	17.345	43%	63.93
1123	30/07/15	02:00:00	p.m.	17.029	43%	63.93
1124	30/07/15	02:05:00	p.m.	16.88	42%	61.28
1125	30/07/15	02:10:00	p.m.	18.257	46%	72.06
1126	30/07/15	02:15:00	p.m.	21.179	53%	91.75
1127	30/07/15	02:20:00	p.m.	23.273	58%	106.09
1128	30/07/15	02:25:00	p.m.	24.895	62%	117.49
1129	30/07/15	02:30:00	p.m.	25.985	65%	125.89
1130	30/07/15	02:35:00	p.m.	26.285	66%	128.64
1131	30/07/15	02:40:00	p.m.	25.764	64%	123.11
1132	30/07/15	02:45:00	p.m.	24.179	60%	111.81
1133	30/07/15	02:50:00	p.m.	22.8	57%	103.22
1134	30/07/15	02:55:00	p.m.	20.239	51%	86.05
1135	30/07/15	03:00:00	p.m.	18.69	47%	74.81
1136	30/07/15	03:05:00	p.m.	18.039	45%	69.32
1137	30/07/15	03:10:00	p.m.	18.106	45%	69.32
1138	30/07/15	03:15:00	p.m.	18.344	46%	72.06
1139	30/07/15	03:20:00	p.m.	18.219	46%	72.06
1140	30/07/15	03:25:00	p.m.	18.382	46%	72.06
1141	30/07/15	03:30:00	p.m.	21.003	53%	91.75
1142	30/07/15	03:35:00	p.m.	23.569	59%	108.95
1143	30/07/15	03:40:00	p.m.	25.214	63%	120.31
1144	30/07/15	03:45:00	p.m.	25.518	64%	123.11
1145	30/07/15	03:50:00	p.m.	24.529	61%	114.66
1146	30/07/15	03:55:00	p.m.	22.576	56%	100.35
1147	30/07/15	04:00:00	p.m.	20.694	52%	88.89
1148	30/07/15	04:05:00	p.m.	18.431	46%	72.06
1149	30/07/15	04:10:00	p.m.	17.897	45%	69.32
1150	30/07/15	04:15:00	p.m.	17.817	45%	69.32
1151	30/07/15	04:20:00	p.m.	17.687	44%	66.61

N°	Fecha	Hora	am/pm	TIRANTE (CM) PUNTO P-1	TIRANTE (%)	Q (L/S) PUNTO P-1
1152	30/07/15	04:25:00	p.m.	17.433	44%	66.61
			Max	26.88	67%	131.36
			Prom	11.56	29%	37.47
			Min	0.40	1%	0.03

2.2 PUNTO P-3 SAN BENITO

N°	Fecha	Hora	am/pm	TIRANTE (CM) PUNTO P-3	TIRANTE (%)	Q (L/S) PUNTO P-3
1	31/07/15	10:25:00	a.m.	17.351	43%	94.47
2	31/07/15	10:30:00	a.m.	12.164	30%	48.16
3	31/07/15	10:35:00	a.m.	12.432	31%	51.31
4	31/07/15	10:40:00	a.m.	12.254	31%	51.31
5	31/07/15	10:45:00	a.m.	12.224	31%	51.31
6	31/07/15	10:50:00	a.m.	12.456	31%	51.31
7	31/07/15	10:55:00	a.m.	12.313	31%	51.31
8	31/07/15	11:00:00	a.m.	12.644	32%	54.53
9	31/07/15	11:05:00	a.m.	12.581	31%	51.31
10	31/07/15	11:10:00	a.m.	12.489	31%	51.31
11	31/07/15	11:15:00	a.m.	12.438	31%	51.31
12	31/07/15	11:20:00	a.m.	12.583	31%	51.31
13	31/07/15	11:25:00	a.m.	12.571	31%	51.31
14	31/07/15	11:30:00	a.m.	12.676	32%	54.53
15	31/07/15	11:35:00	a.m.	12.863	32%	54.53
16	31/07/15	11:40:00	a.m.	12.932	32%	54.53
17	31/07/15	11:45:00	a.m.	12.881	32%	54.53
18	31/07/15	11:50:00	a.m.	12.839	32%	54.53
19	31/07/15	11:55:00	a.m.	12.595	31%	51.31
20	31/07/15	12:00:00	p.m.	12.738	32%	54.53
21	31/07/15	12:05:00	p.m.	12.919	32%	54.53
22	31/07/15	12:10:00	p.m.	13.015	33%	57.84
23	31/07/15	12:15:00	p.m.	12.8	32%	54.53
24	31/07/15	12:20:00	p.m.	13.375	33%	57.84
25	31/07/15	12:25:00	p.m.	13.387	33%	57.84
26	31/07/15	12:30:00	p.m.	13.323	33%	57.84
27	31/07/15	12:35:00	p.m.	13.453	34%	61.21
28	31/07/15	12:40:00	p.m.	13.325	33%	57.84
29	31/07/15	12:45:00	p.m.	13.475	34%	61.21
30	31/07/15	12:50:00	p.m.	13.342	33%	57.84
31	31/07/15	12:55:00	p.m.	13.33	33%	57.84
32	31/07/15	01:00:00	p.m.	12.937	32%	54.53
33	31/07/15	01:05:00	p.m.	13.16	33%	57.84
34	31/07/15	01:10:00	p.m.	13.208	33%	57.84
35	31/07/15	01:15:00	p.m.	13.098	33%	57.84
36	31/07/15	01:20:00	p.m.	12.809	32%	54.53
37	31/07/15	01:25:00	p.m.	13.127	33%	57.84
38	31/07/15	01:30:00	p.m.	12.94	32%	54.53
39	31/07/15	01:35:00	p.m.	12.614	32%	54.53
40	31/07/15	01:40:00	p.m.	12.258	31%	51.31
41	31/07/15	01:45:00	p.m.	12.65	32%	54.53

N°	Fecha	Hora	am/pm	TIRANTE (CM) PUNTO P-3	TIRANTE (%)	Q (L/S) PUNTO P-3
42	31/07/15	01:50:00	p.m.	12.448	31%	51.31
43	31/07/15	01:55:00	p.m.	11.841	30%	48.16
44	31/07/15	02:00:00	p.m.	12.434	31%	51.31
45	31/07/15	02:05:00	p.m.	12.422	31%	51.31
46	31/07/15	02:10:00	p.m.	12.321	31%	51.31
47	31/07/15	02:15:00	p.m.	12.481	31%	51.31
48	31/07/15	02:20:00	p.m.	12.664	32%	54.53
49	31/07/15	02:25:00	p.m.	11.935	30%	48.16
50	31/07/15	02:30:00	p.m.	12.134	30%	48.16
51	31/07/15	02:35:00	p.m.	12.392	31%	51.31
52	31/07/15	02:40:00	p.m.	12.126	30%	48.16
53	31/07/15	02:45:00	p.m.	12.115	30%	48.16
54	31/07/15	02:50:00	p.m.	12.136	30%	48.16
55	31/07/15	02:55:00	p.m.	11.846	30%	48.16
56	31/07/15	03:00:00	p.m.	11.773	29%	45.09
57	31/07/15	03:05:00	p.m.	11.684	29%	45.09
58	31/07/15	03:10:00	p.m.	11.73	29%	45.09
59	31/07/15	03:15:00	p.m.	11.745	29%	45.09
60	31/07/15	03:20:00	p.m.	11.769	29%	45.09
61	31/07/15	03:25:00	p.m.	11.654	29%	45.09
62	31/07/15	03:30:00	p.m.	11.829	30%	48.16
63	31/07/15	03:35:00	p.m.	11.961	30%	48.16
64	31/07/15	03:40:00	p.m.	11.681	29%	45.09
65	31/07/15	03:45:00	p.m.	11.74	29%	45.09
66	31/07/15	03:50:00	p.m.	11.565	29%	45.09
67	31/07/15	03:55:00	p.m.	11.65	29%	45.09
68	31/07/15	04:00:00	p.m.	11.899	30%	48.16
69	31/07/15	04:05:00	p.m.	11.779	29%	45.09
70	31/07/15	04:10:00	p.m.	11.796	29%	45.09
71	31/07/15	04:15:00	p.m.	11.585	29%	45.09
72	31/07/15	04:20:00	p.m.	11.559	29%	45.09
73	31/07/15	04:25:00	p.m.	11.661	29%	45.09
74	31/07/15	04:30:00	p.m.	11.833	30%	48.16
75	31/07/15	04:35:00	p.m.	11.852	30%	48.16
76	31/07/15	04:40:00	p.m.	11.727	29%	45.09
77	31/07/15	04:45:00	p.m.	11.939	30%	48.16
78	31/07/15	04:50:00	p.m.	11.813	30%	48.16
79	31/07/15	04:55:00	p.m.	11.356	28%	42.11
80	31/07/15	05:00:00	p.m.	11.278	28%	42.11
81	31/07/15	05:05:00	p.m.	11.498	29%	45.09
82	31/07/15	05:10:00	p.m.	11.467	29%	45.09
83	31/07/15	05:15:00	p.m.	11.34	28%	42.11
84	31/07/15	05:20:00	p.m.	11.533	29%	45.09

N°	Fecha	Hora	am/pm	TIRANTE (CM) PUNTO P-3	TIRANTE (%)	Q (L/S) PUNTO P-3
85	31/07/15	05:25:00	p.m.	10.938	27%	39.21
86	31/07/15	05:30:00	p.m.	11.276	28%	42.11
87	31/07/15	05:35:00	p.m.	10.91	27%	39.21
88	31/07/15	05:40:00	p.m.	11.341	28%	42.11
89	31/07/15	05:45:00	p.m.	11.326	28%	42.11
90	31/07/15	05:50:00	p.m.	11.223	28%	42.11
91	31/07/15	05:55:00	p.m.	11.644	29%	45.09
92	31/07/15	06:00:00	p.m.	11.377	28%	42.11
93	31/07/15	06:05:00	p.m.	11.394	28%	42.11
94	31/07/15	06:10:00	p.m.	11.381	28%	42.11
95	31/07/15	06:15:00	p.m.	11.497	29%	45.09
96	31/07/15	06:20:00	p.m.	11.305	28%	42.11
97	31/07/15	06:25:00	p.m.	11.124	28%	42.11
98	31/07/15	06:30:00	p.m.	11.296	28%	42.11
99	31/07/15	06:35:00	p.m.	11.192	28%	42.11
100	31/07/15	06:40:00	p.m.	11.151	28%	42.11
101	31/07/15	06:45:00	p.m.	11.143	28%	42.11
102	31/07/15	06:50:00	p.m.	10.894	27%	39.21
103	31/07/15	06:55:00	p.m.	10.661	27%	39.21
104	31/07/15	07:00:00	p.m.	10.912	27%	39.21
105	31/07/15	07:05:00	p.m.	10.557	26%	36.40
106	31/07/15	07:10:00	p.m.	10.863	27%	39.21
107	31/07/15	07:15:00	p.m.	10.456	26%	36.40
108	31/07/15	07:20:00	p.m.	10.892	27%	39.21
109	31/07/15	07:25:00	p.m.	11.172	28%	42.11
110	31/07/15	07:30:00	p.m.	10.93	27%	39.21
111	31/07/15	07:35:00	p.m.	10.247	26%	36.40
112	31/07/15	07:40:00	p.m.	10.668	27%	39.21
113	31/07/15	07:45:00	p.m.	10.396	26%	36.40
114	31/07/15	07:50:00	p.m.	10.451	26%	36.40
115	31/07/15	07:55:00	p.m.	10.445	26%	36.40
116	31/07/15	08:00:00	p.m.	10.284	26%	36.40
117	31/07/15	08:05:00	p.m.	10.22	26%	36.40
118	31/07/15	08:10:00	p.m.	10.191	25%	33.69
119	31/07/15	08:15:00	p.m.	9.942	25%	33.69
120	31/07/15	08:20:00	p.m.	10.017	25%	33.69
121	31/07/15	08:25:00	p.m.	9.913	25%	33.69
122	31/07/15	08:30:00	p.m.	10.041	25%	33.69
123	31/07/15	08:35:00	p.m.	10.102	25%	33.69
124	31/07/15	08:40:00	p.m.	9.774	24%	31.06
125	31/07/15	08:45:00	p.m.	10.066	25%	33.69
126	31/07/15	08:50:00	p.m.	9.92	25%	33.69
127	31/07/15	08:55:00	p.m.	10.118	25%	33.69

N°	Fecha	Hora	am/pm	TIRANTE (CM) PUNTO P-3	TIRANTE (%)	Q (L/S) PUNTO P-3
128	31/07/15	09:00:00	p.m.	9.964	25%	33.69
129	31/07/15	09:05:00	p.m.	10.21	26%	36.40
130	31/07/15	09:10:00	p.m.	9.619	24%	31.06
131	31/07/15	09:15:00	p.m.	9.653	24%	31.06
132	31/07/15	09:20:00	p.m.	9.51	24%	31.06
133	31/07/15	09:25:00	p.m.	9.837	25%	33.69
134	31/07/15	09:30:00	p.m.	9.493	24%	31.06
135	31/07/15	09:35:00	p.m.	10.013	25%	33.69
136	31/07/15	09:40:00	p.m.	9.819	25%	33.69
137	31/07/15	09:45:00	p.m.	9.753	24%	31.06
138	31/07/15	09:50:00	p.m.	9.533	24%	31.06
139	31/07/15	09:55:00	p.m.	9.772	24%	31.06
140	31/07/15	10:00:00	p.m.	9.634	24%	31.06
141	31/07/15	10:05:00	p.m.	9.347	23%	28.53
142	31/07/15	10:10:00	p.m.	9.546	24%	31.06
143	31/07/15	10:15:00	p.m.	9.454	24%	31.06
144	31/07/15	10:20:00	p.m.	9.311	23%	28.53
145	31/07/15	10:25:00	p.m.	8.934	22%	26.10
146	31/07/15	10:30:00	p.m.	9.317	23%	28.53
147	31/07/15	10:35:00	p.m.	8.915	22%	26.10
148	31/07/15	10:40:00	p.m.	8.842	22%	26.10
149	31/07/15	10:45:00	p.m.	8.911	22%	26.10
150	31/07/15	10:50:00	p.m.	9.088	23%	28.53
151	31/07/15	10:55:00	p.m.	9.309	23%	28.53
152	31/07/15	11:00:00	p.m.	9.118	23%	28.53
153	31/07/15	11:05:00	p.m.	8.915	22%	26.10
154	31/07/15	11:10:00	p.m.	8.625	22%	26.10
155	31/07/15	11:15:00	p.m.	8.64	22%	26.10
156	31/07/15	11:20:00	p.m.	8.844	22%	26.10
157	31/07/15	11:25:00	p.m.	14.803	37%	71.76
158	31/07/15	11:30:00	p.m.	18.09	45%	102.43
159	31/07/15	11:35:00	p.m.	18.356	46%	106.47
160	31/07/15	11:40:00	p.m.	13.636	34%	61.21
161	31/07/15	11:45:00	p.m.	10.184	25%	33.69
162	31/07/15	11:50:00	p.m.	9.205	23%	28.53
163	31/07/15	11:55:00	p.m.	8.414	21%	23.77
164	01/08/15	12:00:00	a.m.	8.548	21%	23.77
165	01/08/15	12:05:00	a.m.	8.197	20%	21.53
166	01/08/15	12:10:00	a.m.	8.23	21%	23.77
167	01/08/15	12:15:00	a.m.	8.852	22%	26.10
168	01/08/15	12:20:00	a.m.	8.439	21%	23.77
169	01/08/15	12:25:00	a.m.	9.423	24%	31.06
170	01/08/15	12:30:00	a.m.	9.354	23%	28.53

N°	Fecha	Hora	am/pm	TIRANTE (CM) PUNTO P-3	TIRANTE (%)	Q (L/S) PUNTO P-3
171	01/08/15	12:35:00	a.m.	9.071	23%	28.53
172	01/08/15	12:40:00	a.m.	9.291	23%	28.53
173	01/08/15	12:45:00	a.m.	9.317	23%	28.53
174	01/08/15	12:50:00	a.m.	9.162	23%	28.53
175	01/08/15	12:55:00	a.m.	9.216	23%	28.53
176	01/08/15	01:00:00	a.m.	8.973	22%	26.10
177	01/08/15	01:05:00	a.m.	8.973	22%	26.10
178	01/08/15	01:10:00	a.m.	9.311	23%	28.53
179	01/08/15	01:15:00	a.m.	9.352	23%	28.53
180	01/08/15	01:20:00	a.m.	9.404	24%	31.06
181	01/08/15	01:25:00	a.m.	9.628	24%	31.06
182	01/08/15	01:30:00	a.m.	9.559	24%	31.06
183	01/08/15	01:35:00	a.m.	9.389	23%	28.53
184	01/08/15	01:40:00	a.m.	9.538	24%	31.06
185	01/08/15	01:45:00	a.m.	9.384	23%	28.53
186	01/08/15	01:50:00	a.m.	9.408	24%	31.06
187	01/08/15	01:55:00	a.m.	9.456	24%	31.06
188	01/08/15	02:00:00	a.m.	9.384	23%	28.53
189	01/08/15	02:05:00	a.m.	9.419	24%	31.06
190	01/08/15	02:10:00	a.m.	9.408	24%	31.06
191	01/08/15	02:15:00	a.m.	9.393	23%	28.53
192	01/08/15	02:20:00	a.m.	9.486	24%	31.06
193	01/08/15	02:25:00	a.m.	9.421	24%	31.06
194	01/08/15	02:30:00	a.m.	9.449	24%	31.06
195	01/08/15	02:35:00	a.m.	9.296	23%	28.53
196	01/08/15	02:40:00	a.m.	9.255	23%	28.53
197	01/08/15	02:45:00	a.m.	9.159	23%	28.53
198	01/08/15	02:50:00	a.m.	9.289	23%	28.53
199	01/08/15	02:55:00	a.m.	9.36	23%	28.53
200	01/08/15	03:00:00	a.m.	9.309	23%	28.53
201	01/08/15	03:05:00	a.m.	9.339	23%	28.53
202	01/08/15	03:10:00	a.m.	9.267	23%	28.53
203	01/08/15	03:15:00	a.m.	9.482	24%	31.06
204	01/08/15	03:20:00	a.m.	9.4	24%	31.06
205	01/08/15	03:25:00	a.m.	9.252	23%	28.53
206	01/08/15	03:30:00	a.m.	9.319	23%	28.53
207	01/08/15	03:35:00	a.m.	9.371	23%	28.53
208	01/08/15	03:40:00	a.m.	9.237	23%	28.53
209	01/08/15	03:45:00	a.m.	9.315	23%	28.53
210	01/08/15	03:50:00	a.m.	9.347	23%	28.53
211	01/08/15	03:55:00	a.m.	9.417	24%	31.06
212	01/08/15	04:00:00	a.m.	9.248	23%	28.53
213	01/08/15	04:05:00	a.m.	9.306	23%	28.53

N°	Fecha	Hora	am/pm	TIRANTE (CM) PUNTO P-3	TIRANTE (%)	Q (L/S) PUNTO P-3
214	01/08/15	04:10:00	a.m.	9.294	23%	28.53
215	01/08/15	04:15:00	a.m.	9.348	23%	28.53
216	01/08/15	04:20:00	a.m.	9.319	23%	28.53
217	01/08/15	04:25:00	a.m.	9.246	23%	28.53
218	01/08/15	04:30:00	a.m.	9.146	23%	28.53
219	01/08/15	04:35:00	a.m.	9.326	23%	28.53
220	01/08/15	04:40:00	a.m.	9.224	23%	28.53
221	01/08/15	04:45:00	a.m.	9.404	24%	31.06
222	01/08/15	04:50:00	a.m.	9.371	23%	28.53
223	01/08/15	04:55:00	a.m.	9.149	23%	28.53
224	01/08/15	05:00:00	a.m.	9.257	23%	28.53
225	01/08/15	05:05:00	a.m.	9.384	23%	28.53
226	01/08/15	05:10:00	a.m.	8.993	22%	26.10
227	01/08/15	05:15:00	a.m.	9.175	23%	28.53
228	01/08/15	05:20:00	a.m.	8.87	22%	26.10
229	01/08/15	05:25:00	a.m.	9.306	23%	28.53
230	01/08/15	05:30:00	a.m.	9.319	23%	28.53
231	01/08/15	05:35:00	a.m.	9.419	24%	31.06
232	01/08/15	05:40:00	a.m.	7.988	20%	21.53
233	01/08/15	05:45:00	a.m.	8.887	22%	26.10
234	01/08/15	05:50:00	a.m.	8.902	22%	26.10
235	01/08/15	05:55:00	a.m.	8.628	22%	26.10
236	01/08/15	06:00:00	a.m.	8.673	22%	26.10
237	01/08/15	06:05:00	a.m.	8.327	21%	23.77
238	01/08/15	06:10:00	a.m.	8.66	22%	26.10
239	01/08/15	06:15:00	a.m.	8.604	22%	26.10
240	01/08/15	06:20:00	a.m.	8.349	21%	23.77
241	01/08/15	06:25:00	a.m.	9.12	23%	28.53
242	01/08/15	06:30:00	a.m.	9.079	23%	28.53
243	01/08/15	06:35:00	a.m.	9.099	23%	28.53
244	01/08/15	06:40:00	a.m.	9.627	24%	31.06
245	01/08/15	06:45:00	a.m.	10.067	25%	33.69
246	01/08/15	06:50:00	a.m.	9.91	25%	33.69
247	01/08/15	06:55:00	a.m.	10.153	25%	33.69
248	01/08/15	07:00:00	a.m.	10.359	26%	36.40
249	01/08/15	07:05:00	a.m.	10.733	27%	39.21
250	01/08/15	07:10:00	a.m.	11.143	28%	42.11
251	01/08/15	07:15:00	a.m.	11.398	28%	42.11
252	01/08/15	07:20:00	a.m.	11.613	29%	45.09
253	01/08/15	07:25:00	a.m.	11.527	29%	45.09
254	01/08/15	07:30:00	a.m.	12.313	31%	51.31
255	01/08/15	07:35:00	a.m.	11.892	30%	48.16
256	01/08/15	07:40:00	a.m.	11.855	30%	48.16

N°	Fecha	Hora	am/pm	TIRANTE (CM) PUNTO P-3	TIRANTE (%)	Q (L/S) PUNTO P-3
257	01/08/15	07:45:00	a.m.	11.722	29%	45.09
258	01/08/15	07:50:00	a.m.	11.756	29%	45.09
259	01/08/15	07:55:00	a.m.	12.016	30%	48.16
260	01/08/15	08:00:00	a.m.	11.909	30%	48.16
261	01/08/15	08:05:00	a.m.	11.89	30%	48.16
262	01/08/15	08:10:00	a.m.	11.993	30%	48.16
263	01/08/15	08:15:00	a.m.	12.476	31%	51.31
264	01/08/15	08:20:00	a.m.	12.078	30%	48.16
265	01/08/15	08:25:00	a.m.	12.064	30%	48.16
266	01/08/15	08:30:00	a.m.	12.503	31%	51.31
267	01/08/15	08:35:00	a.m.	12.463	31%	51.31
268	01/08/15	08:40:00	a.m.	12.302	31%	51.31
269	01/08/15	08:45:00	a.m.	12.477	31%	51.31
270	01/08/15	08:50:00	a.m.	12.79	32%	54.53
271	01/08/15	08:55:00	a.m.	12.614	32%	54.53
272	01/08/15	09:00:00	a.m.	12.694	32%	54.53
273	01/08/15	09:05:00	a.m.	12.668	32%	54.53
274	01/08/15	09:10:00	a.m.	12.724	32%	54.53
275	01/08/15	09:15:00	a.m.	12.586	31%	51.31
276	01/08/15	09:20:00	a.m.	12.85	32%	54.53
277	01/08/15	09:25:00	a.m.	12.97	32%	54.53
278	01/08/15	09:30:00	a.m.	12.928	32%	54.53
279	01/08/15	09:35:00	a.m.	13.028	33%	57.84
280	01/08/15	09:40:00	a.m.	12.898	32%	54.53
281	01/08/15	09:45:00	a.m.	12.992	32%	54.53
282	01/08/15	09:50:00	a.m.	12.846	32%	54.53
283	01/08/15	09:55:00	a.m.	12.833	32%	54.53
284	01/08/15	10:00:00	a.m.	13.003	33%	57.84
285	01/08/15	10:05:00	a.m.	12.93	32%	54.53
286	01/08/15	10:10:00	a.m.	13.085	33%	57.84
287	01/08/15	10:15:00	a.m.	12.819	32%	54.53
288	01/08/15	10:20:00	a.m.	12.671	32%	54.53
289	01/08/15	10:25:00	a.m.	12.711	32%	54.53
290	01/08/15	10:30:00	a.m.	12.631	32%	54.53
291	01/08/15	10:35:00	a.m.	12.756	32%	54.53
292	01/08/15	10:40:00	a.m.	12.888	32%	54.53
293	01/08/15	10:45:00	a.m.	12.692	32%	54.53
294	01/08/15	10:50:00	a.m.	12.955	32%	54.53
295	01/08/15	10:55:00	a.m.	12.852	32%	54.53
296	01/08/15	11:00:00	a.m.	12.824	32%	54.53
297	01/08/15	11:05:00	a.m.	12.88	32%	54.53
298	01/08/15	11:10:00	a.m.	13.008	33%	57.84
299	01/08/15	11:15:00	a.m.	13.144	33%	57.84

N°	Fecha	Hora	am/pm	TIRANTE (CM) PUNTO P-3	TIRANTE (%)	Q (L/S) PUNTO P-3
300	01/08/15	11:20:00	a.m.	12.746	32%	54.53
301	01/08/15	11:25:00	a.m.	12.891	32%	54.53
302	01/08/15	11:30:00	a.m.	12.881	32%	54.53
303	01/08/15	11:35:00	a.m.	12.655	32%	54.53
304	01/08/15	11:40:00	a.m.	12.54	31%	51.31
305	01/08/15	11:45:00	a.m.	12.571	31%	51.31
306	01/08/15	11:50:00	a.m.	12.104	30%	48.16
307	01/08/15	11:55:00	a.m.	11.865	30%	48.16
308	01/08/15	12:00:00	p.m.	12.568	31%	51.31
309	01/08/15	12:05:00	p.m.	12.597	31%	51.31
310	01/08/15	12:10:00	p.m.	12.531	31%	51.31
311	01/08/15	12:15:00	p.m.	12.432	31%	51.31
312	01/08/15	12:20:00	p.m.	12.428	31%	51.31
313	01/08/15	12:25:00	p.m.	12.625	32%	54.53
314	01/08/15	12:30:00	p.m.	12.623	32%	54.53
315	01/08/15	12:35:00	p.m.	12.509	31%	51.31
316	01/08/15	12:40:00	p.m.	12.594	31%	51.31
317	01/08/15	12:45:00	p.m.	12.954	32%	54.53
318	01/08/15	12:50:00	p.m.	12.706	32%	54.53
319	01/08/15	12:55:00	p.m.	13.096	33%	57.84
320	01/08/15	01:00:00	p.m.	12.29	31%	51.31
321	01/08/15	01:05:00	p.m.	11.984	30%	48.16
322	01/08/15	01:10:00	p.m.	12.496	31%	51.31
323	01/08/15	01:15:00	p.m.	11.79	29%	45.09
324	01/08/15	01:20:00	p.m.	12.633	32%	54.53
325	01/08/15	01:25:00	p.m.	11.96	30%	48.16
326	01/08/15	01:30:00	p.m.	11.961	30%	48.16
327	01/08/15	01:35:00	p.m.	12.509	31%	51.31
328	01/08/15	01:40:00	p.m.	12.588	31%	51.31
329	01/08/15	01:45:00	p.m.	12.7	32%	54.53
330	01/08/15	01:50:00	p.m.	12.411	31%	51.31
331	01/08/15	01:55:00	p.m.	12.338	31%	51.31
332	01/08/15	02:00:00	p.m.	11.865	30%	48.16
333	01/08/15	02:05:00	p.m.	12.087	30%	48.16
334	01/08/15	02:10:00	p.m.	11.945	30%	48.16
335	01/08/15	02:15:00	p.m.	12.059	30%	48.16
336	01/08/15	02:20:00	p.m.	11.99	30%	48.16
337	01/08/15	02:25:00	p.m.	12.171	30%	48.16
338	01/08/15	02:30:00	p.m.	12.102	30%	48.16
339	01/08/15	02:35:00	p.m.	12.102	30%	48.16
340	01/08/15	02:40:00	p.m.	11.693	29%	45.09
341	01/08/15	02:45:00	p.m.	12.052	30%	48.16
342	01/08/15	02:50:00	p.m.	11.88	30%	48.16

N°	Fecha	Hora	am/pm	TIRANTE (CM) PUNTO P-3	TIRANTE (%)	Q (L/S) PUNTO P-3
343	01/08/15	02:55:00	p.m.	11.545	29%	45.09
344	01/08/15	03:00:00	p.m.	11.68	29%	45.09
345	01/08/15	03:05:00	p.m.	11.7	29%	45.09
346	01/08/15	03:10:00	p.m.	11.652	29%	45.09
347	01/08/15	03:15:00	p.m.	11.643	29%	45.09
348	01/08/15	03:20:00	p.m.	11.565	29%	45.09
349	01/08/15	03:25:00	p.m.	11.467	29%	45.09
350	01/08/15	03:30:00	p.m.	11.391	28%	42.11
351	01/08/15	03:35:00	p.m.	11.836	30%	48.16
352	01/08/15	03:40:00	p.m.	12.018	30%	48.16
353	01/08/15	03:45:00	p.m.	11.674	29%	45.09
354	01/08/15	03:50:00	p.m.	11.752	29%	45.09
355	01/08/15	03:55:00	p.m.	11.559	29%	45.09
356	01/08/15	04:00:00	p.m.	11.764	29%	45.09
357	01/08/15	04:05:00	p.m.	11.617	29%	45.09
358	01/08/15	04:10:00	p.m.	11.469	29%	45.09
359	01/08/15	04:15:00	p.m.	11.494	29%	45.09
360	01/08/15	04:20:00	p.m.	11.246	28%	42.11
361	01/08/15	04:25:00	p.m.	11.486	29%	45.09
362	01/08/15	04:30:00	p.m.	11.746	29%	45.09
363	01/08/15	04:35:00	p.m.	11.177	28%	42.11
364	01/08/15	04:40:00	p.m.	11.078	28%	42.11
365	01/08/15	04:45:00	p.m.	11.212	28%	42.11
366	01/08/15	04:50:00	p.m.	11.237	28%	42.11
367	01/08/15	04:55:00	p.m.	11.346	28%	42.11
368	01/08/15	05:00:00	p.m.	10.931	27%	39.21
369	01/08/15	05:05:00	p.m.	11.058	28%	42.11
370	01/08/15	05:10:00	p.m.	10.599	26%	36.40
371	01/08/15	05:15:00	p.m.	11.4	29%	45.09
372	01/08/15	05:20:00	p.m.	10.797	27%	39.21
373	01/08/15	05:25:00	p.m.	10.6	27%	39.21
374	01/08/15	05:30:00	p.m.	10.743	27%	39.21
375	01/08/15	05:35:00	p.m.	10.653	27%	39.21
376	01/08/15	05:40:00	p.m.	11.063	28%	42.11
377	01/08/15	05:45:00	p.m.	10.429	26%	36.40
378	01/08/15	05:50:00	p.m.	11.112	28%	42.11
379	01/08/15	05:55:00	p.m.	11.056	28%	42.11
380	01/08/15	06:00:00	p.m.	10.972	27%	39.21
381	01/08/15	06:05:00	p.m.	10.806	27%	39.21
382	01/08/15	06:10:00	p.m.	11.251	28%	42.11
383	01/08/15	06:15:00	p.m.	11.063	28%	42.11
384	01/08/15	06:20:00	p.m.	10.546	26%	36.40
385	01/08/15	06:25:00	p.m.	10.781	27%	39.21

N°	Fecha	Hora	am/pm	TIRANTE (CM) PUNTO P-3	TIRANTE (%)	Q (L/S) PUNTO P-3
386	01/08/15	06:30:00	p.m.	10.862	27%	39.21
387	01/08/15	06:35:00	p.m.	10.465	26%	36.40
388	01/08/15	06:40:00	p.m.	10.426	26%	36.40
389	01/08/15	06:45:00	p.m.	10.607	27%	39.21
390	01/08/15	06:50:00	p.m.	10.879	27%	39.21
391	01/08/15	06:55:00	p.m.	10.48	26%	36.40
392	01/08/15	07:00:00	p.m.	10.305	26%	36.40
393	01/08/15	07:05:00	p.m.	10.489	26%	36.40
394	01/08/15	07:10:00	p.m.	10.553	26%	36.40
395	01/08/15	07:15:00	p.m.	10.519	26%	36.40
396	01/08/15	07:20:00	p.m.	10.464	26%	36.40
397	01/08/15	07:25:00	p.m.	10.276	26%	36.40
398	01/08/15	07:30:00	p.m.	10.172	25%	33.69
399	01/08/15	07:35:00	p.m.	10.153	25%	33.69
400	01/08/15	07:40:00	p.m.	10.014	25%	33.69
401	01/08/15	07:45:00	p.m.	10.01	25%	33.69
402	01/08/15	07:50:00	p.m.	10.035	25%	33.69
403	01/08/15	07:55:00	p.m.	10.187	25%	33.69
404	01/08/15	08:00:00	p.m.	10.145	25%	33.69
405	01/08/15	08:05:00	p.m.	10.082	25%	33.69
406	01/08/15	08:10:00	p.m.	10.046	25%	33.69
407	01/08/15	08:15:00	p.m.	10.092	25%	33.69
408	01/08/15	08:20:00	p.m.	9.915	25%	33.69
409	01/08/15	08:25:00	p.m.	10.18	25%	33.69
410	01/08/15	08:30:00	p.m.	10.102	25%	33.69
411	01/08/15	08:35:00	p.m.	10.019	25%	33.69
412	01/08/15	08:40:00	p.m.	9.773	24%	31.06
413	01/08/15	08:45:00	p.m.	9.689	24%	31.06
414	01/08/15	08:50:00	p.m.	9.725	24%	31.06
415	01/08/15	08:55:00	p.m.	9.921	25%	33.69
416	01/08/15	09:00:00	p.m.	10	25%	33.69
417	01/08/15	09:05:00	p.m.	10.02	25%	33.69
418	01/08/15	09:10:00	p.m.	9.748	24%	31.06
419	01/08/15	09:15:00	p.m.	9.774	24%	31.06
420	01/08/15	09:20:00	p.m.	9.982	25%	33.69
421	01/08/15	09:25:00	p.m.	9.805	25%	33.69
422	01/08/15	09:30:00	p.m.	9.907	25%	33.69
423	01/08/15	09:35:00	p.m.	9.88	25%	33.69
424	01/08/15	09:40:00	p.m.	9.817	25%	33.69
425	01/08/15	09:45:00	p.m.	10.002	25%	33.69
426	01/08/15	09:50:00	p.m.	10.019	25%	33.69
427	01/08/15	09:55:00	p.m.	10.03	25%	33.69
428	01/08/15	10:00:00	p.m.	9.675	24%	31.06

N°	Fecha	Hora	am/pm	TIRANTE (CM) PUNTO P-3	TIRANTE (%)	Q (L/S) PUNTO P-3
429	01/08/15	10:05:00	p.m.	9.699	24%	31.06
430	01/08/15	10:10:00	p.m.	9.929	25%	33.69
431	01/08/15	10:15:00	p.m.	9.902	25%	33.69
432	01/08/15	10:20:00	p.m.	10.016	25%	33.69
433	01/08/15	10:25:00	p.m.	9.443	24%	31.06
434	01/08/15	10:30:00	p.m.	9.768	24%	31.06
435	01/08/15	10:35:00	p.m.	9.473	24%	31.06
436	01/08/15	10:40:00	p.m.	9.546	24%	31.06
437	01/08/15	10:45:00	p.m.	9.307	23%	28.53
438	01/08/15	10:50:00	p.m.	9.08	23%	28.53
439	01/08/15	10:55:00	p.m.	9.053	23%	28.53
440	01/08/15	11:00:00	p.m.	9.14	23%	28.53
441	01/08/15	11:05:00	p.m.	9.043	23%	28.53
442	01/08/15	11:10:00	p.m.	9.224	23%	28.53
443	01/08/15	11:15:00	p.m.	9.32	23%	28.53
444	01/08/15	11:20:00	p.m.	9.06	23%	28.53
445	01/08/15	11:25:00	p.m.	9.259	23%	28.53
446	01/08/15	11:30:00	p.m.	9.142	23%	28.53
447	01/08/15	11:35:00	p.m.	9.261	23%	28.53
448	01/08/15	11:40:00	p.m.	9.406	24%	31.06
449	01/08/15	11:45:00	p.m.	9.006	23%	28.53
450	01/08/15	11:50:00	p.m.	8.718	22%	26.10
451	01/08/15	11:55:00	p.m.	8.705	22%	26.10
452	02/08/15	12:00:00	a.m.	8.809	22%	26.10
453	02/08/15	12:05:00	a.m.	8.632	22%	26.10
454	02/08/15	12:10:00	a.m.	9.172	23%	28.53
455	02/08/15	12:15:00	a.m.	9.103	23%	28.53
456	02/08/15	12:20:00	a.m.	8.64	22%	26.10
457	02/08/15	12:25:00	a.m.	9.094	23%	28.53
458	02/08/15	12:30:00	a.m.	9.034	23%	28.53
459	02/08/15	12:35:00	a.m.	8.837	22%	26.10
460	02/08/15	12:40:00	a.m.	8.833	22%	26.10
461	02/08/15	12:45:00	a.m.	8.854	22%	26.10
462	02/08/15	12:50:00	a.m.	8.816	22%	26.10
463	02/08/15	12:55:00	a.m.	8.932	22%	26.10
464	02/08/15	01:00:00	a.m.	8.357	21%	23.77
465	02/08/15	01:05:00	a.m.	8.768	22%	26.10
466	02/08/15	01:10:00	a.m.	9.181	23%	28.53
467	02/08/15	01:15:00	a.m.	8.396	21%	23.77
468	02/08/15	01:20:00	a.m.	8.733	22%	26.10
469	02/08/15	01:25:00	a.m.	9.211	23%	28.53
470	02/08/15	01:30:00	a.m.	8.647	22%	26.10
471	02/08/15	01:35:00	a.m.	9.125	23%	28.53

N°	Fecha	Hora	am/pm	TIRANTE (CM) PUNTO P-3	TIRANTE (%)	Q (L/S) PUNTO P-3
472	02/08/15	01:40:00	a.m.	8.768	22%	26.10
473	02/08/15	01:45:00	a.m.	9.14	23%	28.53
474	02/08/15	01:50:00	a.m.	9.211	23%	28.53
475	02/08/15	01:55:00	a.m.	9.201	23%	28.53
476	02/08/15	02:00:00	a.m.	8.558	21%	23.77
477	02/08/15	02:05:00	a.m.	9.313	23%	28.53
478	02/08/15	02:10:00	a.m.	9.272	23%	28.53
479	02/08/15	02:15:00	a.m.	9.192	23%	28.53
480	02/08/15	02:20:00	a.m.	8.582	21%	23.77
481	02/08/15	02:25:00	a.m.	9.146	23%	28.53
482	02/08/15	02:30:00	a.m.	9.373	23%	28.53
483	02/08/15	02:35:00	a.m.	9.413	24%	31.06
484	02/08/15	02:40:00	a.m.	9.062	23%	28.53
485	02/08/15	02:45:00	a.m.	9.034	23%	28.53
486	02/08/15	02:50:00	a.m.	9.268	23%	28.53
487	02/08/15	02:55:00	a.m.	9.092	23%	28.53
488	02/08/15	03:00:00	a.m.	9.147	23%	28.53
489	02/08/15	03:05:00	a.m.	9.627	24%	31.06
490	02/08/15	03:10:00	a.m.	9.378	23%	28.53
491	02/08/15	03:15:00	a.m.	9.577	24%	31.06
492	02/08/15	03:20:00	a.m.	9.571	24%	31.06
493	02/08/15	03:25:00	a.m.	9.536	24%	31.06
494	02/08/15	03:30:00	a.m.	9.51	24%	31.06
495	02/08/15	03:35:00	a.m.	10.005	25%	33.69
496	02/08/15	03:40:00	a.m.	9.538	24%	31.06
497	02/08/15	03:45:00	a.m.	9.6	24%	31.06
498	02/08/15	03:50:00	a.m.	9.415	24%	31.06
499	02/08/15	03:55:00	a.m.	9.456	24%	31.06
500	02/08/15	04:00:00	a.m.	9.868	25%	33.69
501	02/08/15	04:05:00	a.m.	9.881	25%	33.69
502	02/08/15	04:10:00	a.m.	9.965	25%	33.69
503	02/08/15	04:15:00	a.m.	9.865	25%	33.69
504	02/08/15	04:20:00	a.m.	9.812	25%	33.69
505	02/08/15	04:25:00	a.m.	9.937	25%	33.69
506	02/08/15	04:30:00	a.m.	9.986	25%	33.69
507	02/08/15	04:35:00	a.m.	9.809	25%	33.69
508	02/08/15	04:40:00	a.m.	9.867	25%	33.69
509	02/08/15	04:45:00	a.m.	9.827	25%	33.69
510	02/08/15	04:50:00	a.m.	9.54	24%	31.06
511	02/08/15	04:55:00	a.m.	9.48	24%	31.06
512	02/08/15	05:00:00	a.m.	9.067	23%	28.53
513	02/08/15	05:05:00	a.m.	8.965	22%	26.10
514	02/08/15	05:10:00	a.m.	8.454	21%	23.77

N°	Fecha	Hora	am/pm	TIRANTE (CM) PUNTO P-3	TIRANTE (%)	Q (L/S) PUNTO P-3
515	02/08/15	05:15:00	a.m.	8.736	22%	26.10
516	02/08/15	05:20:00	a.m.	9.121	23%	28.53
517	02/08/15	05:25:00	a.m.	9.187	23%	28.53
518	02/08/15	05:30:00	a.m.	8.904	22%	26.10
519	02/08/15	05:35:00	a.m.	9.306	23%	28.53
520	02/08/15	05:40:00	a.m.	9.354	23%	28.53
521	02/08/15	05:45:00	a.m.	9.066	23%	28.53
522	02/08/15	05:50:00	a.m.	8.725	22%	26.10
523	02/08/15	05:55:00	a.m.	9.54	24%	31.06
524	02/08/15	06:00:00	a.m.	9.68	24%	31.06
525	02/08/15	06:05:00	a.m.	9.757	24%	31.06
526	02/08/15	06:10:00	a.m.	9.879	25%	33.69
527	02/08/15	06:15:00	a.m.	9.592	24%	31.06
528	02/08/15	06:20:00	a.m.	9.879	25%	33.69
529	02/08/15	06:25:00	a.m.	9.954	25%	33.69
530	02/08/15	06:30:00	a.m.	10.005	25%	33.69
531	02/08/15	06:35:00	a.m.	10.075	25%	33.69
532	02/08/15	06:40:00	a.m.	9.856	25%	33.69
533	02/08/15	06:45:00	a.m.	10.329	26%	36.40
534	02/08/15	06:50:00	a.m.	10.16	25%	33.69
535	02/08/15	06:55:00	a.m.	10.14	25%	33.69
536	02/08/15	07:00:00	a.m.	10.165	25%	33.69
537	02/08/15	07:05:00	a.m.	10.23	26%	36.40
538	02/08/15	07:10:00	a.m.	10.514	26%	36.40
539	02/08/15	07:15:00	a.m.	10.515	26%	36.40
540	02/08/15	07:20:00	a.m.	10.303	26%	36.40
541	02/08/15	07:25:00	a.m.	10.627	27%	39.21
542	02/08/15	07:30:00	a.m.	10.44	26%	36.40
543	02/08/15	07:35:00	a.m.	10.904	27%	39.21
544	02/08/15	07:40:00	a.m.	10.922	27%	39.21
545	02/08/15	07:45:00	a.m.	11.07	28%	42.11
546	02/08/15	07:50:00	a.m.	11.431	29%	45.09
547	02/08/15	07:55:00	a.m.	11.445	29%	45.09
548	02/08/15	08:00:00	a.m.	11.536	29%	45.09
549	02/08/15	08:05:00	a.m.	11.69	29%	45.09
550	02/08/15	08:10:00	a.m.	12.171	30%	48.16
551	02/08/15	08:15:00	a.m.	12.743	32%	54.53
552	02/08/15	08:20:00	a.m.	12.144	30%	48.16
553	02/08/15	08:25:00	a.m.	12.009	30%	48.16
554	02/08/15	08:30:00	a.m.	11.859	30%	48.16
555	02/08/15	08:35:00	a.m.	12.123	30%	48.16
556	02/08/15	08:40:00	a.m.	12.082	30%	48.16
557	02/08/15	08:45:00	a.m.	12.513	31%	51.31

N°	Fecha	Hora	am/pm	TIRANTE (CM) PUNTO P-3	TIRANTE (%)	Q (L/S) PUNTO P-3
558	02/08/15	08:50:00	a.m.	12.396	31%	51.31
559	02/08/15	08:55:00	a.m.	12.096	30%	48.16
560	02/08/15	09:00:00	a.m.	12.424	31%	51.31
561	02/08/15	09:05:00	a.m.	12.226	31%	51.31
562	02/08/15	09:10:00	a.m.	12.649	32%	54.53
563	02/08/15	09:15:00	a.m.	12.491	31%	51.31
564	02/08/15	09:20:00	a.m.	12.496	31%	51.31
565	02/08/15	09:25:00	a.m.	12.545	31%	51.31
566	02/08/15	09:30:00	a.m.	12.582	31%	51.31
567	02/08/15	09:35:00	a.m.	12.661	32%	54.53
568	02/08/15	09:40:00	a.m.	12.73	32%	54.53
569	02/08/15	09:45:00	a.m.	12.525	31%	51.31
570	02/08/15	09:50:00	a.m.	13.015	33%	57.84
571	02/08/15	09:55:00	a.m.	12.781	32%	54.53
572	02/08/15	10:00:00	a.m.	12.585	31%	51.31
573	02/08/15	10:05:00	a.m.	12.957	32%	54.53
574	02/08/15	10:10:00	a.m.	13.147	33%	57.84
575	02/08/15	10:15:00	a.m.	12.89	32%	54.53
576	02/08/15	10:20:00	a.m.	13.122	33%	57.84
577	02/08/15	10:25:00	a.m.	12.992	32%	54.53
578	02/08/15	10:30:00	a.m.	12.805	32%	54.53
579	02/08/15	10:35:00	a.m.	12.591	31%	51.31
580	02/08/15	10:40:00	a.m.	12.664	32%	54.53
581	02/08/15	10:45:00	a.m.	12.674	32%	54.53
582	02/08/15	10:50:00	a.m.	13.026	33%	57.84
583	02/08/15	10:55:00	a.m.	12.624	32%	54.53
584	02/08/15	11:00:00	a.m.	12.835	32%	54.53
585	02/08/15	11:05:00	a.m.	12.836	32%	54.53
586	02/08/15	11:10:00	a.m.	12.941	32%	54.53
587	02/08/15	11:15:00	a.m.	12.051	30%	48.16
588	02/08/15	11:20:00	a.m.	12.536	31%	51.31
589	02/08/15	11:25:00	a.m.	12.6	32%	54.53
590	02/08/15	11:30:00	a.m.	12.722	32%	54.53
591	02/08/15	11:35:00	a.m.	12.409	31%	51.31
592	02/08/15	11:40:00	a.m.	12.473	31%	51.31
593	02/08/15	11:45:00	a.m.	12.711	32%	54.53
594	02/08/15	11:50:00	a.m.	12.666	32%	54.53
595	02/08/15	11:55:00	a.m.	12.819	32%	54.53
596	02/08/15	12:00:00	p.m.	12.755	32%	54.53
597	02/08/15	12:05:00	p.m.	12.608	32%	54.53
598	02/08/15	12:10:00	p.m.	12.899	32%	54.53
599	02/08/15	12:15:00	p.m.	13.063	33%	57.84
600	02/08/15	12:20:00	p.m.	12.865	32%	54.53

N°	Fecha	Hora	am/pm	TIRANTE (CM) PUNTO P-3	TIRANTE (%)	Q (L/S) PUNTO P-3
601	02/08/15	12:25:00	p.m.	12.678	32%	54.53
602	02/08/15	12:30:00	p.m.	12.662	32%	54.53
603	02/08/15	12:35:00	p.m.	12.558	31%	51.31
604	02/08/15	12:40:00	p.m.	12.531	31%	51.31
605	02/08/15	12:45:00	p.m.	12.571	31%	51.31
606	02/08/15	12:50:00	p.m.	12.437	31%	51.31
607	02/08/15	12:55:00	p.m.	12.401	31%	51.31
608	02/08/15	01:00:00	p.m.	12.166	30%	48.16
609	02/08/15	01:05:00	p.m.	12.226	31%	51.31
610	02/08/15	01:10:00	p.m.	12.412	31%	51.31
611	02/08/15	01:15:00	p.m.	12.487	31%	51.31
612	02/08/15	01:20:00	p.m.	12.271	31%	51.31
613	02/08/15	01:25:00	p.m.	11.941	30%	48.16
614	02/08/15	01:30:00	p.m.	11.936	30%	48.16
615	02/08/15	01:35:00	p.m.	12.432	31%	51.31
616	02/08/15	01:40:00	p.m.	12.103	30%	48.16
617	02/08/15	01:45:00	p.m.	12.55	31%	51.31
618	02/08/15	01:50:00	p.m.	12.322	31%	51.31
619	02/08/15	01:55:00	p.m.	12.488	31%	51.31
620	02/08/15	02:00:00	p.m.	12.318	31%	51.31
621	02/08/15	02:05:00	p.m.	11.982	30%	48.16
622	02/08/15	02:10:00	p.m.	11.837	30%	48.16
623	02/08/15	02:15:00	p.m.	12.224	31%	51.31
624	02/08/15	02:20:00	p.m.	11.889	30%	48.16
625	02/08/15	02:25:00	p.m.	12.302	31%	51.31
626	02/08/15	02:30:00	p.m.	12.204	31%	51.31
627	02/08/15	02:35:00	p.m.	11.762	29%	45.09
628	02/08/15	02:40:00	p.m.	11.708	29%	45.09
629	02/08/15	02:45:00	p.m.	12.021	30%	48.16
630	02/08/15	02:50:00	p.m.	11.84	30%	48.16
631	02/08/15	02:55:00	p.m.	11.757	29%	45.09
632	02/08/15	03:00:00	p.m.	11.63	29%	45.09
633	02/08/15	03:05:00	p.m.	11.889	30%	48.16
634	02/08/15	03:10:00	p.m.	11.756	29%	45.09
635	02/08/15	03:15:00	p.m.	11.979	30%	48.16
636	02/08/15	03:20:00	p.m.	11.762	29%	45.09
637	02/08/15	03:25:00	p.m.	11.631	29%	45.09
638	02/08/15	03:30:00	p.m.	11.598	29%	45.09
639	02/08/15	03:35:00	p.m.	11.532	29%	45.09
640	02/08/15	03:40:00	p.m.	11.318	28%	42.11
641	02/08/15	03:45:00	p.m.	11.398	28%	42.11
642	02/08/15	03:50:00	p.m.	11.131	28%	42.11
643	02/08/15	03:55:00	p.m.	11.524	29%	45.09

N°	Fecha	Hora	am/pm	TIRANTE (CM) PUNTO P-3	TIRANTE (%)	Q (L/S) PUNTO P-3
644	02/08/15	04:00:00	p.m.	11.531	29%	45.09
645	02/08/15	04:05:00	p.m.	11.212	28%	42.11
646	02/08/15	04:10:00	p.m.	11.501	29%	45.09
647	02/08/15	04:15:00	p.m.	11.641	29%	45.09
648	02/08/15	04:20:00	p.m.	11.896	30%	48.16
649	02/08/15	04:25:00	p.m.	11.476	29%	45.09
650	02/08/15	04:30:00	p.m.	11.052	28%	42.11
651	02/08/15	04:35:00	p.m.	11.134	28%	42.11
652	02/08/15	04:40:00	p.m.	11.473	29%	45.09
653	02/08/15	04:45:00	p.m.	11.24	28%	42.11
654	02/08/15	04:50:00	p.m.	10.898	27%	39.21
655	02/08/15	04:55:00	p.m.	10.796	27%	39.21
656	02/08/15	05:00:00	p.m.	10.556	26%	36.40
657	02/08/15	05:05:00	p.m.	10.654	27%	39.21
658	02/08/15	05:10:00	p.m.	10.869	27%	39.21
659	02/08/15	05:15:00	p.m.	10.68	27%	39.21
660	02/08/15	05:20:00	p.m.	11.201	28%	42.11
661	02/08/15	05:25:00	p.m.	11.118	28%	42.11
662	02/08/15	05:30:00	p.m.	11.397	28%	42.11
663	02/08/15	05:35:00	p.m.	11.163	28%	42.11
664	02/08/15	05:40:00	p.m.	10.438	26%	36.40
665	02/08/15	05:45:00	p.m.	10.632	27%	39.21
666	02/08/15	05:50:00	p.m.	10.448	26%	36.40
667	02/08/15	05:55:00	p.m.	10.768	27%	39.21
668	02/08/15	06:00:00	p.m.	10.545	26%	36.40
669	02/08/15	06:05:00	p.m.	10.458	26%	36.40
670	02/08/15	06:10:00	p.m.	11.04	28%	42.11
671	02/08/15	06:15:00	p.m.	10.801	27%	39.21
672	02/08/15	06:20:00	p.m.	10.746	27%	39.21
673	02/08/15	06:25:00	p.m.	10.551	26%	36.40
674	02/08/15	06:30:00	p.m.	10.782	27%	39.21
675	02/08/15	06:35:00	p.m.	10.687	27%	39.21
676	02/08/15	06:40:00	p.m.	10.861	27%	39.21
677	02/08/15	06:45:00	p.m.	10.506	26%	36.40
678	02/08/15	06:50:00	p.m.	10.443	26%	36.40
679	02/08/15	06:55:00	p.m.	10.479	26%	36.40
680	02/08/15	07:00:00	p.m.	10.49	26%	36.40
681	02/08/15	07:05:00	p.m.	10.768	27%	39.21
682	02/08/15	07:10:00	p.m.	10.471	26%	36.40
683	02/08/15	07:15:00	p.m.	10.41	26%	36.40
684	02/08/15	07:20:00	p.m.	10.346	26%	36.40
685	02/08/15	07:25:00	p.m.	10.393	26%	36.40
686	02/08/15	07:30:00	p.m.	10.207	26%	36.40

N°	Fecha	Hora	am/pm	TIRANTE (CM) PUNTO P-3	TIRANTE (%)	Q (L/S) PUNTO P-3
687	02/08/15	07:35:00	p.m.	10.241	26%	36.40
688	02/08/15	07:40:00	p.m.	10.163	25%	33.69
689	02/08/15	07:45:00	p.m.	10.221	26%	36.40
690	02/08/15	07:50:00	p.m.	10.171	25%	33.69
691	02/08/15	07:55:00	p.m.	10.199	25%	33.69
692	02/08/15	08:00:00	p.m.	10.08	25%	33.69
693	02/08/15	08:05:00	p.m.	10.193	25%	33.69
694	02/08/15	08:10:00	p.m.	10.284	26%	36.40
695	02/08/15	08:15:00	p.m.	10.223	26%	36.40
696	02/08/15	08:20:00	p.m.	10.209	26%	36.40
697	02/08/15	08:25:00	p.m.	10.168	25%	33.69
698	02/08/15	08:30:00	p.m.	9.819	25%	33.69
699	02/08/15	08:35:00	p.m.	9.986	25%	33.69
700	02/08/15	08:40:00	p.m.	9.911	25%	33.69
701	02/08/15	08:45:00	p.m.	9.738	24%	31.06
702	02/08/15	08:50:00	p.m.	9.754	24%	31.06
703	02/08/15	08:55:00	p.m.	9.989	25%	33.69
704	02/08/15	09:00:00	p.m.	9.657	24%	31.06
705	02/08/15	09:05:00	p.m.	9.848	25%	33.69
706	02/08/15	09:10:00	p.m.	9.769	24%	31.06
707	02/08/15	09:15:00	p.m.	9.761	24%	31.06
708	02/08/15	09:20:00	p.m.	9.731	24%	31.06
709	02/08/15	09:25:00	p.m.	9.919	25%	33.69
710	02/08/15	09:30:00	p.m.	9.768	24%	31.06
711	02/08/15	09:35:00	p.m.	9.473	24%	31.06
712	02/08/15	09:40:00	p.m.	9.907	25%	33.69
713	02/08/15	09:45:00	p.m.	9.661	24%	31.06
714	02/08/15	09:50:00	p.m.	9.733	24%	31.06
715	02/08/15	09:55:00	p.m.	9.419	24%	31.06
716	02/08/15	10:00:00	p.m.	9.41	24%	31.06
717	02/08/15	10:05:00	p.m.	9.244	23%	28.53
718	02/08/15	10:10:00	p.m.	9.501	24%	31.06
719	02/08/15	10:15:00	p.m.	9.136	23%	28.53
720	02/08/15	10:20:00	p.m.	9.224	23%	28.53
721	02/08/15	10:25:00	p.m.	9.077	23%	28.53
722	02/08/15	10:30:00	p.m.	9.319	23%	28.53
723	02/08/15	10:35:00	p.m.	9.4	24%	31.06
724	02/08/15	10:40:00	p.m.	8.967	22%	26.10
725	02/08/15	10:45:00	p.m.	9.151	23%	28.53
726	02/08/15	10:50:00	p.m.	8.973	22%	26.10
727	02/08/15	10:55:00	p.m.	9.147	23%	28.53
728	02/08/15	11:00:00	p.m.	9.363	23%	28.53
729	02/08/15	11:05:00	p.m.	9.201	23%	28.53

N°	Fecha	Hora	am/pm	TIRANTE (CM) PUNTO P-3	TIRANTE (%)	Q (L/S) PUNTO P-3
730	02/08/15	11:10:00	p.m.	9.201	23%	28.53
731	02/08/15	11:15:00	p.m.	9.116	23%	28.53
732	02/08/15	11:20:00	p.m.	8.526	21%	23.77
733	02/08/15	11:25:00	p.m.	8.855	22%	26.10
734	02/08/15	11:30:00	p.m.	9.164	23%	28.53
735	02/08/15	11:35:00	p.m.	8.539	21%	23.77
736	02/08/15	11:40:00	p.m.	8.517	21%	23.77
737	02/08/15	11:45:00	p.m.	8.615	22%	26.10
738	02/08/15	11:50:00	p.m.	8.608	22%	26.10
739	02/08/15	11:55:00	p.m.	8.333	21%	23.77
740	03/08/15	12:00:00	a.m.	8.628	22%	26.10
741	03/08/15	12:05:00	a.m.	8.426	21%	23.77
742	03/08/15	12:10:00	a.m.	8.647	22%	26.10
743	03/08/15	12:15:00	a.m.	8.617	22%	26.10
744	03/08/15	12:20:00	a.m.	8.431	21%	23.77
745	03/08/15	12:25:00	a.m.	8.493	21%	23.77
746	03/08/15	12:30:00	a.m.	8.734	22%	26.10
747	03/08/15	12:35:00	a.m.	8.418	21%	23.77
748	03/08/15	12:40:00	a.m.	8.4	21%	23.77
749	03/08/15	12:45:00	a.m.	8.4	21%	23.77
750	03/08/15	12:50:00	a.m.	8.95	22%	26.10
751	03/08/15	12:55:00	a.m.	8.95	22%	26.10
752	03/08/15	01:00:00	a.m.	8.945	22%	26.10
753	03/08/15	01:05:00	a.m.	8.915	22%	26.10
754	03/08/15	01:10:00	a.m.	9.213	23%	28.53
755	03/08/15	01:15:00	a.m.	9.062	23%	28.53
756	03/08/15	01:20:00	a.m.	9.166	23%	28.53
757	03/08/15	01:25:00	a.m.	8.842	22%	26.10
758	03/08/15	01:30:00	a.m.	9.211	23%	28.53
759	03/08/15	01:35:00	a.m.	9.032	23%	28.53
760	03/08/15	01:40:00	a.m.	8.755	22%	26.10
761	03/08/15	01:45:00	a.m.	9.252	23%	28.53
762	03/08/15	01:50:00	a.m.	9.187	23%	28.53
763	03/08/15	01:55:00	a.m.	9.261	23%	28.53
764	03/08/15	02:00:00	a.m.	9.278	23%	28.53
765	03/08/15	02:05:00	a.m.	9.183	23%	28.53
766	03/08/15	02:10:00	a.m.	9.129	23%	28.53
767	03/08/15	02:15:00	a.m.	9.291	23%	28.53
768	03/08/15	02:20:00	a.m.	9.214	23%	28.53
769	03/08/15	02:25:00	a.m.	9.14	23%	28.53
770	03/08/15	02:30:00	a.m.	9.11	23%	28.53
771	03/08/15	02:35:00	a.m.	9.226	23%	28.53
772	03/08/15	02:40:00	a.m.	9.242	23%	28.53

N°	Fecha	Hora	am/pm	TIRANTE (CM) PUNTO P-3	TIRANTE (%)	Q (L/S) PUNTO P-3
773	03/08/15	02:45:00	a.m.	9.603	24%	31.06
774	03/08/15	02:50:00	a.m.	9.596	24%	31.06
775	03/08/15	02:55:00	a.m.	9.833	25%	33.69
776	03/08/15	03:00:00	a.m.	9.813	25%	33.69
777	03/08/15	03:05:00	a.m.	9.648	24%	31.06
778	03/08/15	03:10:00	a.m.	9.727	24%	31.06
779	03/08/15	03:15:00	a.m.	9.812	25%	33.69
780	03/08/15	03:20:00	a.m.	9.706	24%	31.06
781	03/08/15	03:25:00	a.m.	9.805	25%	33.69
782	03/08/15	03:30:00	a.m.	9.735	24%	31.06
783	03/08/15	03:35:00	a.m.	9.726	24%	31.06
784	03/08/15	03:40:00	a.m.	9.678	24%	31.06
785	03/08/15	03:45:00	a.m.	9.621	24%	31.06
786	03/08/15	03:50:00	a.m.	9.369	23%	28.53
787	03/08/15	03:55:00	a.m.	9.621	24%	31.06
788	03/08/15	04:00:00	a.m.	9.677	24%	31.06
789	03/08/15	04:05:00	a.m.	9.747	24%	31.06
790	03/08/15	04:10:00	a.m.	9.729	24%	31.06
791	03/08/15	04:15:00	a.m.	9.75	24%	31.06
792	03/08/15	04:20:00	a.m.	9.795	24%	31.06
793	03/08/15	04:25:00	a.m.	9.665	24%	31.06
794	03/08/15	04:30:00	a.m.	9.591	24%	31.06
795	03/08/15	04:35:00	a.m.	9.761	24%	31.06
796	03/08/15	04:40:00	a.m.	9.672	24%	31.06
797	03/08/15	04:45:00	a.m.	8.87	22%	26.10
798	03/08/15	04:50:00	a.m.	8.835	22%	26.10
799	03/08/15	04:55:00	a.m.	9.172	23%	28.53
800	03/08/15	05:00:00	a.m.	9.294	23%	28.53
801	03/08/15	05:05:00	a.m.	9.324	23%	28.53
802	03/08/15	05:10:00	a.m.	9.136	23%	28.53
803	03/08/15	05:15:00	a.m.	9.458	24%	31.06
804	03/08/15	05:20:00	a.m.	9.507	24%	31.06
805	03/08/15	05:25:00	a.m.	8.762	22%	26.10
806	03/08/15	05:30:00	a.m.	8.986	22%	26.10
807	03/08/15	05:35:00	a.m.	9.345	23%	28.53
808	03/08/15	05:40:00	a.m.	9.103	23%	28.53
809	03/08/15	05:45:00	a.m.	9.313	23%	28.53
810	03/08/15	05:50:00	a.m.	9.365	23%	28.53
811	03/08/15	05:55:00	a.m.	9.207	23%	28.53
812	03/08/15	06:00:00	a.m.	9.339	23%	28.53
813	03/08/15	06:05:00	a.m.	9.373	23%	28.53
814	03/08/15	06:10:00	a.m.	8.984	22%	26.10
815	03/08/15	06:15:00	a.m.	13.35	33%	57.84

N°	Fecha	Hora	am/pm	TIRANTE (CM) PUNTO P-3	TIRANTE (%)	Q (L/S) PUNTO P-3
816	03/08/15	06:20:00	a.m.	11.281	28%	42.11
817	03/08/15	06:25:00	a.m.	10.426	26%	36.40
818	03/08/15	06:30:00	a.m.	9.885	25%	33.69
819	03/08/15	06:35:00	a.m.	9.909	25%	33.69
820	03/08/15	06:40:00	a.m.	9.923	25%	33.69
821	03/08/15	06:45:00	a.m.	10.239	26%	36.40
822	03/08/15	06:50:00	a.m.	10.287	26%	36.40
823	03/08/15	06:55:00	a.m.	10.566	26%	36.40
824	03/08/15	07:00:00	a.m.	10.269	26%	36.40
825	03/08/15	07:05:00	a.m.	10.477	26%	36.40
826	03/08/15	07:10:00	a.m.	10.86	27%	39.21
827	03/08/15	07:15:00	a.m.	10.844	27%	39.21
828	03/08/15	07:20:00	a.m.	10.695	27%	39.21
829	03/08/15	07:25:00	a.m.	10.828	27%	39.21
830	03/08/15	07:30:00	a.m.	10.925	27%	39.21
831	03/08/15	07:35:00	a.m.	10.738	27%	39.21
832	03/08/15	07:40:00	a.m.	10.802	27%	39.21
833	03/08/15	07:45:00	a.m.	10.704	27%	39.21
834	03/08/15	07:50:00	a.m.	10.735	27%	39.21
835	03/08/15	07:55:00	a.m.	10.669	27%	39.21
836	03/08/15	08:00:00	a.m.	10.718	27%	39.21
837	03/08/15	08:05:00	a.m.	10.778	27%	39.21
838	03/08/15	08:10:00	a.m.	10.593	26%	36.40
839	03/08/15	08:15:00	a.m.	10.66	27%	39.21
840	03/08/15	08:20:00	a.m.	10.847	27%	39.21
841	03/08/15	08:25:00	a.m.	10.826	27%	39.21
842	03/08/15	08:30:00	a.m.	10.53	26%	36.40
843	03/08/15	08:35:00	a.m.	11.029	28%	42.11
844	03/08/15	08:40:00	a.m.	10.814	27%	39.21
845	03/08/15	08:45:00	a.m.	10.671	27%	39.21
846	03/08/15	08:50:00	a.m.	10.772	27%	39.21
847	03/08/15	08:55:00	a.m.	10.795	27%	39.21
848	03/08/15	09:00:00	a.m.	11.335	28%	42.11
849	03/08/15	09:05:00	a.m.	11.505	29%	45.09
850	03/08/15	09:10:00	a.m.	11.181	28%	42.11
851	03/08/15	09:15:00	a.m.	11.09	28%	42.11
852	03/08/15	09:20:00	a.m.	11.24	28%	42.11
853	03/08/15	09:25:00	a.m.	11.404	29%	45.09
854	03/08/15	09:30:00	a.m.	11.78	29%	45.09
855	03/08/15	09:35:00	a.m.	11.96	30%	48.16
856	03/08/15	09:40:00	a.m.	11.637	29%	45.09
857	03/08/15	09:45:00	a.m.	11.466	29%	45.09
858	03/08/15	09:50:00	a.m.	11.524	29%	45.09

N°	Fecha	Hora	am/pm	TIRANTE (CM) PUNTO P-3	TIRANTE (%)	Q (L/S) PUNTO P-3
859	03/08/15	09:55:00	a.m.	11.932	30%	48.16
860	03/08/15	10:00:00	a.m.	12.095	30%	48.16
861	03/08/15	10:05:00	a.m.	12.517	31%	51.31
862	03/08/15	10:10:00	a.m.	12.361	31%	51.31
863	03/08/15	10:15:00	a.m.	12.224	31%	51.31
864	03/08/15	10:20:00	a.m.	12.259	31%	51.31
865	03/08/15	10:25:00	a.m.	12.221	31%	51.31
866	03/08/15	10:30:00	a.m.	12.239	31%	51.31
867	03/08/15	10:35:00	a.m.	12.045	30%	48.16
868	03/08/15	10:40:00	a.m.	12.425	31%	51.31
869	03/08/15	10:45:00	a.m.	12.722	32%	54.53
870	03/08/15	10:50:00	a.m.	12.446	31%	51.31
871	03/08/15	10:55:00	a.m.	12.531	31%	51.31
872	03/08/15	11:00:00	a.m.	12.803	32%	54.53
873	03/08/15	11:05:00	a.m.	12.724	32%	54.53
874	03/08/15	11:10:00	a.m.	12.404	31%	51.31
875	03/08/15	11:15:00	a.m.	12.677	32%	54.53
876	03/08/15	11:20:00	a.m.	12.624	32%	54.53
877	03/08/15	11:25:00	a.m.	12.557	31%	51.31
878	03/08/15	11:30:00	a.m.	12.682	32%	54.53
879	03/08/15	11:35:00	a.m.	12.748	32%	54.53
880	03/08/15	11:40:00	a.m.	12.669	32%	54.53
881	03/08/15	11:45:00	a.m.	12.836	32%	54.53
882	03/08/15	11:50:00	a.m.	12.707	32%	54.53
883	03/08/15	11:55:00	a.m.	12.504	31%	51.31
884	03/08/15	12:00:00	p.m.	12.424	31%	51.31
885	03/08/15	12:05:00	p.m.	13.002	33%	57.84
886	03/08/15	12:10:00	p.m.	12.864	32%	54.53
887	03/08/15	12:15:00	p.m.	12.962	32%	54.53
888	03/08/15	12:20:00	p.m.	12.823	32%	54.53
889	03/08/15	12:25:00	p.m.	12.614	32%	54.53
890	03/08/15	12:30:00	p.m.	12.725	32%	54.53
891	03/08/15	12:35:00	p.m.	12.527	31%	51.31
892	03/08/15	12:40:00	p.m.	12.87	32%	54.53
893	03/08/15	12:45:00	p.m.	13.339	33%	57.84
894	03/08/15	12:50:00	p.m.	12.668	32%	54.53
895	03/08/15	12:55:00	p.m.	12.714	32%	54.53
896	03/08/15	01:00:00	p.m.	13.151	33%	57.84
897	03/08/15	01:05:00	p.m.	12.712	32%	54.53
898	03/08/15	01:10:00	p.m.	12.401	31%	51.31
899	03/08/15	01:15:00	p.m.	12.658	32%	54.53
900	03/08/15	01:20:00	p.m.	12.856	32%	54.53
901	03/08/15	01:25:00	p.m.	12.275	31%	51.31

N°	Fecha	Hora	am/pm	TIRANTE (CM) PUNTO P-3	TIRANTE (%)	Q (L/S) PUNTO P-3
902	03/08/15	01:30:00	p.m.	12.074	30%	48.16
903	03/08/15	01:35:00	p.m.	11.764	29%	45.09
904	03/08/15	01:40:00	p.m.	12.148	30%	48.16
905	03/08/15	01:45:00	p.m.	11.696	29%	45.09
906	03/08/15	01:50:00	p.m.	11.788	29%	45.09
907	03/08/15	01:55:00	p.m.	11.877	30%	48.16
908	03/08/15	02:00:00	p.m.	12.717	32%	54.53
909	03/08/15	02:05:00	p.m.	16.943	42%	90.55
910	03/08/15	02:10:00	p.m.	19.074	48%	114.66
911	03/08/15	02:15:00	p.m.	19.318	48%	114.66
912	03/08/15	02:20:00	p.m.	18.724	47%	110.55
913	03/08/15	02:25:00	p.m.	18.969	47%	110.55
914	03/08/15	02:30:00	p.m.	19.011	48%	114.66
915	03/08/15	02:35:00	p.m.	19.095	48%	114.66
916	03/08/15	02:40:00	p.m.	19.123	48%	114.66
917	03/08/15	02:45:00	p.m.	19.103	48%	114.66
918	03/08/15	02:50:00	p.m.	19.322	48%	114.66
919	03/08/15	02:55:00	p.m.	18.927	47%	110.55
920	03/08/15	03:00:00	p.m.	18.67	47%	110.55
921	03/08/15	03:05:00	p.m.	18.442	46%	106.47
922	03/08/15	03:10:00	p.m.	17.461	44%	98.43
923	03/08/15	03:15:00	p.m.	16.317	41%	86.69
924	03/08/15	03:20:00	p.m.	15.247	38%	75.40
925	03/08/15	03:25:00	p.m.	14.424	36%	68.18
926	03/08/15	03:30:00	p.m.	13.309	33%	57.84
927	03/08/15	03:35:00	p.m.	13.525	34%	61.21
928	03/08/15	03:40:00	p.m.	12.265	31%	51.31
929	03/08/15	03:45:00	p.m.	11.652	29%	45.09
930	03/08/15	03:50:00	p.m.	11.158	28%	42.11
931	03/08/15	03:55:00	p.m.	10.867	27%	39.21
932	03/08/15	04:00:00	p.m.	10.851	27%	39.21
933	03/08/15	04:05:00	p.m.	10.97	27%	39.21
934	03/08/15	04:10:00	p.m.	11.26	28%	42.11
935	03/08/15	04:15:00	p.m.	10.839	27%	39.21
936	03/08/15	04:20:00	p.m.	11.025	28%	42.11
937	03/08/15	04:25:00	p.m.	10.531	26%	36.40
938	03/08/15	04:30:00	p.m.	10.884	27%	39.21
939	03/08/15	04:35:00	p.m.	11.086	28%	42.11
940	03/08/15	04:40:00	p.m.	10.73	27%	39.21
941	03/08/15	04:45:00	p.m.	10.781	27%	39.21
942	03/08/15	04:50:00	p.m.	10.545	26%	36.40
943	03/08/15	04:55:00	p.m.	11.549	29%	45.09
944	03/08/15	05:00:00	p.m.	10.406	26%	36.40

N°	Fecha	Hora	am/pm	TIRANTE (CM) PUNTO P-3	TIRANTE (%)	Q (L/S) PUNTO P-3
945	03/08/15	05:05:00	p.m.	10.464	26%	36.40
946	03/08/15	05:10:00	p.m.	10.406	26%	36.40
947	03/08/15	05:15:00	p.m.	10.435	26%	36.40
948	03/08/15	05:20:00	p.m.	11.045	28%	42.11
949	03/08/15	05:25:00	p.m.	10.781	27%	39.21
950	03/08/15	05:30:00	p.m.	10.545	26%	36.40
951	03/08/15	05:35:00	p.m.	10.703	27%	39.21
952	03/08/15	05:40:00	p.m.	10.488	26%	36.40
953	03/08/15	05:45:00	p.m.	10.917	27%	39.21
954	03/08/15	05:50:00	p.m.	10.555	26%	36.40
955	03/08/15	05:55:00	p.m.	10.54	26%	36.40
956	03/08/15	06:00:00	p.m.	10.714	27%	39.21
957	03/08/15	06:05:00	p.m.	10.511	26%	36.40
958	03/08/15	06:10:00	p.m.	10.65	27%	39.21
959	03/08/15	06:15:00	p.m.	10.697	27%	39.21
960	03/08/15	06:20:00	p.m.	10.399	26%	36.40
961	03/08/15	06:25:00	p.m.	10.25	26%	36.40
962	03/08/15	06:30:00	p.m.	10.44	26%	36.40
963	03/08/15	06:35:00	p.m.	10.476	26%	36.40
964	03/08/15	06:40:00	p.m.	10.473	26%	36.40
965	03/08/15	06:45:00	p.m.	10.387	26%	36.40
966	03/08/15	06:50:00	p.m.	10.43	26%	36.40
967	03/08/15	06:55:00	p.m.	10.413	26%	36.40
968	03/08/15	07:00:00	p.m.	10.161	25%	33.69
969	03/08/15	07:05:00	p.m.	10.586	26%	36.40
970	03/08/15	07:10:00	p.m.	10.247	26%	36.40
971	03/08/15	07:15:00	p.m.	9.956	25%	33.69
972	03/08/15	07:20:00	p.m.	9.857	25%	33.69
973	03/08/15	07:25:00	p.m.	10.01	25%	33.69
974	03/08/15	07:30:00	p.m.	10.297	26%	36.40
975	03/08/15	07:35:00	p.m.	9.911	25%	33.69
976	03/08/15	07:40:00	p.m.	9.76	24%	31.06
977	03/08/15	07:45:00	p.m.	9.853	25%	33.69
978	03/08/15	07:50:00	p.m.	10.043	25%	33.69
979	03/08/15	07:55:00	p.m.	9.997	25%	33.69
980	03/08/15	08:00:00	p.m.	10.01	25%	33.69
981	03/08/15	08:05:00	p.m.	9.91	25%	33.69
982	03/08/15	08:10:00	p.m.	9.917	25%	33.69
983	03/08/15	08:15:00	p.m.	9.74	24%	31.06
984	03/08/15	08:20:00	p.m.	9.957	25%	33.69
985	03/08/15	08:25:00	p.m.	9.84	25%	33.69
986	03/08/15	08:30:00	p.m.	9.828	25%	33.69
987	03/08/15	08:35:00	p.m.	9.618	24%	31.06

N°	Fecha	Hora	am/pm	TIRANTE (CM) PUNTO P-3	TIRANTE (%)	Q (L/S) PUNTO P-3
988	03/08/15	08:40:00	p.m.	9.866	25%	33.69
989	03/08/15	08:45:00	p.m.	9.584	24%	31.06
990	03/08/15	08:50:00	p.m.	9.996	25%	33.69
991	03/08/15	08:55:00	p.m.	10.12	25%	33.69
992	03/08/15	09:00:00	p.m.	9.831	25%	33.69
993	03/08/15	09:05:00	p.m.	9.645	24%	31.06
994	03/08/15	09:10:00	p.m.	10.221	26%	36.40
995	03/08/15	09:15:00	p.m.	10.064	25%	33.69
996	03/08/15	09:20:00	p.m.	9.835	25%	33.69
997	03/08/15	09:25:00	p.m.	9.92	25%	33.69
998	03/08/15	09:30:00	p.m.	9.722	24%	31.06
999	03/08/15	09:35:00	p.m.	9.752	24%	31.06
1000	03/08/15	09:40:00	p.m.	10.104	25%	33.69
1001	03/08/15	09:45:00	p.m.	9.921	25%	33.69
1002	03/08/15	09:50:00	p.m.	9.789	24%	31.06
1003	03/08/15	09:55:00	p.m.	9.71	24%	31.06
1004	03/08/15	10:00:00	p.m.	9.22	23%	28.53
1005	03/08/15	10:05:00	p.m.	9.609	24%	31.06
1006	03/08/15	10:10:00	p.m.	9.593	24%	31.06
1007	03/08/15	10:15:00	p.m.	9.743	24%	31.06
1008	03/08/15	10:20:00	p.m.	9.471	24%	31.06
1009	03/08/15	10:25:00	p.m.	9.469	24%	31.06
1010	03/08/15	10:30:00	p.m.	9.495	24%	31.06
1011	03/08/15	10:35:00	p.m.	9.549	24%	31.06
1012	03/08/15	10:40:00	p.m.	9.432	24%	31.06
1013	03/08/15	10:45:00	p.m.	9.665	24%	31.06
1014	03/08/15	10:50:00	p.m.	9.462	24%	31.06
1015	03/08/15	10:55:00	p.m.	9.265	23%	28.53
1016	03/08/15	11:00:00	p.m.	9.097	23%	28.53
1017	03/08/15	11:05:00	p.m.	9.032	23%	28.53
1018	03/08/15	11:10:00	p.m.	9.214	23%	28.53
1019	03/08/15	11:15:00	p.m.	8.673	22%	26.10
1020	03/08/15	11:20:00	p.m.	8.634	22%	26.10
1021	03/08/15	11:25:00	p.m.	8.457	21%	23.77
1022	03/08/15	11:30:00	p.m.	8.71	22%	26.10
1023	03/08/15	11:35:00	p.m.	8.539	21%	23.77
1024	03/08/15	11:40:00	p.m.	8.831	22%	26.10
1025	03/08/15	11:45:00	p.m.	8.708	22%	26.10
1026	03/08/15	11:50:00	p.m.	8.589	21%	23.77
1027	03/08/15	11:55:00	p.m.	8.759	22%	26.10
1028	04/08/15	12:00:00	a.m.	8.392	21%	23.77
1029	04/08/15	12:05:00	a.m.	8.323	21%	23.77
1030	04/08/15	12:10:00	a.m.	8.775	22%	26.10

N°	Fecha	Hora	am/pm	TIRANTE (CM) PUNTO P-3	TIRANTE (%)	Q (L/S) PUNTO P-3
1031	04/08/15	12:15:00	a.m.	8.515	21%	23.77
1032	04/08/15	12:20:00	a.m.	8.641	22%	26.10
1033	04/08/15	12:25:00	a.m.	8.21	21%	23.77
1034	04/08/15	12:30:00	a.m.	8.547	21%	23.77
1035	04/08/15	12:35:00	a.m.	8.723	22%	26.10
1036	04/08/15	12:40:00	a.m.	8.638	22%	26.10
1037	04/08/15	12:45:00	a.m.	8.803	22%	26.10
1038	04/08/15	12:50:00	a.m.	8.934	22%	26.10
1039	04/08/15	12:55:00	a.m.	8.841	22%	26.10
1040	04/08/15	01:00:00	a.m.	9.211	23%	28.53
1041	04/08/15	01:05:00	a.m.	8.71	22%	26.10
1042	04/08/15	01:10:00	a.m.	8.688	22%	26.10
1043	04/08/15	01:15:00	a.m.	9.041	23%	28.53
1044	04/08/15	01:20:00	a.m.	8.854	22%	26.10
1045	04/08/15	01:25:00	a.m.	8.8	22%	26.10
1046	04/08/15	01:30:00	a.m.	9.114	23%	28.53
1047	04/08/15	01:35:00	a.m.	9.213	23%	28.53
1048	04/08/15	01:40:00	a.m.	8.738	22%	26.10
1049	04/08/15	01:45:00	a.m.	9.438	24%	31.06
1050	04/08/15	01:50:00	a.m.	9.52	24%	31.06
1051	04/08/15	01:55:00	a.m.	9.462	24%	31.06
1052	04/08/15	02:00:00	a.m.	9.689	24%	31.06
1053	04/08/15	02:05:00	a.m.	9.661	24%	31.06
1054	04/08/15	02:10:00	a.m.	9.603	24%	31.06
1055	04/08/15	02:15:00	a.m.	9.735	24%	31.06
1056	04/08/15	02:20:00	a.m.	9.635	24%	31.06
1057	04/08/15	02:25:00	a.m.	9.547	24%	31.06
1058	04/08/15	02:30:00	a.m.	9.523	24%	31.06
1059	04/08/15	02:35:00	a.m.	9.516	24%	31.06
1060	04/08/15	02:40:00	a.m.	9.449	24%	31.06
1061	04/08/15	02:45:00	a.m.	9.332	23%	28.53
1062	04/08/15	02:50:00	a.m.	9.328	23%	28.53
1063	04/08/15	02:55:00	a.m.	8.987	22%	26.10
1064	04/08/15	03:00:00	a.m.	9.438	24%	31.06
1065	04/08/15	03:05:00	a.m.	9.382	23%	28.53
1066	04/08/15	03:10:00	a.m.	9.412	24%	31.06
1067	04/08/15	03:15:00	a.m.	9.456	24%	31.06
1068	04/08/15	03:20:00	a.m.	9.592	24%	31.06
1069	04/08/15	03:25:00	a.m.	9.49	24%	31.06
1070	04/08/15	03:30:00	a.m.	9.533	24%	31.06
1071	04/08/15	03:35:00	a.m.	9.341	23%	28.53
1072	04/08/15	03:40:00	a.m.	9.395	23%	28.53
1073	04/08/15	03:45:00	a.m.	9.614	24%	31.06

N°	Fecha	Hora	am/pm	TIRANTE (CM) PUNTO P-3	TIRANTE (%)	Q (L/S) PUNTO P-3
1074	04/08/15	03:50:00	a.m.	9.287	23%	28.53
1075	04/08/15	03:55:00	a.m.	9.201	23%	28.53
1076	04/08/15	04:00:00	a.m.	9.201	23%	28.53
1077	04/08/15	05:05:00	a.m.	9.8	25%	33.69
1078	04/08/15	05:10:00	a.m.	9.569	24%	31.06
1079	04/08/15	05:15:00	a.m.	9.538	24%	31.06
1080	04/08/15	05:20:00	a.m.	8.973	22%	26.10
1081	04/08/15	05:25:00	a.m.	9.231	23%	28.53
1082	04/08/15	05:30:00	a.m.	9.565	24%	31.06
1083	04/08/15	05:35:00	a.m.	9.796	24%	31.06
1084	04/08/15	05:40:00	a.m.	9.788	24%	31.06
1085	04/08/15	05:45:00	a.m.	9.616	24%	31.06
1086	04/08/15	05:50:00	a.m.	9.711	24%	31.06
1087	04/08/15	05:55:00	a.m.	9.728	24%	31.06
1088	04/08/15	06:00:00	a.m.	9.803	25%	33.69
1089	04/08/15	06:05:00	a.m.	9.937	25%	33.69
1090	04/08/15	06:10:00	a.m.	10.119	25%	33.69
1091	04/08/15	06:15:00	a.m.	9.939	25%	33.69
1092	04/08/15	06:20:00	a.m.	10.101	25%	33.69
1093	04/08/15	06:25:00	a.m.	10.012	25%	33.69
1094	04/08/15	06:30:00	a.m.	9.975	25%	33.69
1095	04/08/15	06:35:00	a.m.	10.021	25%	33.69
1096	04/08/15	06:40:00	a.m.	10.326	26%	36.40
1097	04/08/15	06:45:00	a.m.	9.989	25%	33.69
1098	04/08/15	06:50:00	a.m.	10.169	25%	33.69
1099	04/08/15	06:55:00	a.m.	10.921	27%	39.21
1100	04/08/15	07:00:00	a.m.	11.5	29%	45.09
1101	04/08/15	07:05:00	a.m.	11.248	28%	42.11
1102	04/08/15	07:10:00	a.m.	11.617	29%	45.09
1103	04/08/15	07:15:00	a.m.	11.795	29%	45.09
1104	04/08/15	07:20:00	a.m.	11.466	29%	45.09
1105	04/08/15	07:25:00	a.m.	11.564	29%	45.09
1106	04/08/15	07:30:00	a.m.	11.618	29%	45.09
1107	04/08/15	07:35:00	a.m.	11.718	29%	45.09
1108	04/08/15	07:40:00	a.m.	11.635	29%	45.09
1109	04/08/15	07:45:00	a.m.	11.707	29%	45.09
1110	04/08/15	07:50:00	a.m.	11.929	30%	48.16
1111	04/08/15	07:55:00	a.m.	11.574	29%	45.09
1112	04/08/15	08:00:00	a.m.	11.43	29%	45.09
1113	04/08/15	08:05:00	a.m.	11.573	29%	45.09
1114	04/08/15	08:10:00	a.m.	11.577	29%	45.09
1115	04/08/15	08:15:00	a.m.	11.555	29%	45.09
1116	04/08/15	08:20:00	a.m.	11.756	29%	45.09

N°	Fecha	Hora	am/pm	TIRANTE (CM) PUNTO P-3	TIRANTE (%)	Q (L/S) PUNTO P-3
1117	04/08/15	08:25:00	a.m.	11.648	29%	45.09
1118	04/08/15	08:30:00	a.m.	11.358	28%	42.11
1119	04/08/15	08:35:00	a.m.	11.5	29%	45.09
1120	04/08/15	08:40:00	a.m.	11.706	29%	45.09
1121	04/08/15	08:45:00	a.m.	11.917	30%	48.16
1122	04/08/15	08:50:00	a.m.	13.903	35%	64.66
1123	04/08/15	08:55:00	a.m.	11.792	29%	45.09
1124	04/08/15	09:00:00	a.m.	12.066	30%	48.16
1125	04/08/15	09:05:00	a.m.	12.054	30%	48.16
1126	04/08/15	09:10:00	a.m.	12.862	32%	54.53
1127	04/08/15	09:15:00	a.m.	12.465	31%	51.31
1128	04/08/15	09:20:00	a.m.	12.341	31%	51.31
1129	04/08/15	09:25:00	a.m.	12.13	30%	48.16
1130	04/08/15	09:30:00	a.m.	12.474	31%	51.31
1131	04/08/15	09:35:00	a.m.	12.529	31%	51.31
1132	04/08/15	09:40:00	a.m.	12.673	32%	54.53
1133	04/08/15	09:45:00	a.m.	12.517	31%	51.31
1134	04/08/15	09:50:00	a.m.	12.494	31%	51.31
1135	04/08/15	09:55:00	a.m.	12.358	31%	51.31
1136	04/08/15	10:00:00	a.m.	12.047	30%	48.16
1137	04/08/15	10:05:00	a.m.	12.518	31%	51.31
1138	04/08/15	10:10:00	a.m.	12.516	31%	51.31
1139	04/08/15	10:15:00	a.m.	12.476	31%	51.31
1140	04/08/15	10:20:00	a.m.	12.561	31%	51.31
1141	04/08/15	10:25:00	a.m.	12.631	32%	54.53
1142	04/08/15	10:30:00	a.m.	12.522	31%	51.31
1143	04/08/15	10:35:00	a.m.	12.732	32%	54.53
1144	04/08/15	10:40:00	a.m.	12.594	31%	51.31
1145	04/08/15	10:45:00	a.m.	12.658	32%	54.53
1146	04/08/15	10:50:00	a.m.	12.683	32%	54.53
1147	04/08/15	10:55:00	a.m.	12.543	31%	51.31
1148	04/08/15	11:00:00	a.m.	12.552	31%	51.31
1149	04/08/15	11:05:00	a.m.	12.687	32%	54.53
1150	04/08/15	11:10:00	a.m.	12.7105	32%	54.53
1151	04/08/15	11:15:00	a.m.	12.5775	31%	51.31
1152	04/08/15	11:20:00	a.m.	12.62225	32%	54.53
			Max	19.32	48%	114.66
			Prom	10.83	27%	40.15
			Min	7.99	20%	21.53

2.3 PUNTO P-4 ALAMEDA NORTE

N°	Fecha	Hora	am/pm	TIRANTE (CM) PUNTO P-4	TIRANTE (%)	Q (L/S) PUNTO P-4
1	31/07/15	10:40:00	a.m.	19.654	49%	60.44
2	31/07/15	10:45:00	a.m.	19.66	49%	60.44
3	31/07/15	10:50:00	a.m.	19.6568	49%	60.44
4	31/07/15	10:55:00	a.m.	19.3	48%	58.34
5	31/07/15	11:00:00	a.m.	19.4192	49%	60.44
6	31/07/15	11:05:00	a.m.	19.6272	49%	60.44
7	31/07/15	11:10:00	a.m.	19.4992	49%	60.44
8	31/07/15	11:15:00	a.m.	19.6272	49%	60.44
9	31/07/15	11:20:00	a.m.	19.9216	50%	62.56
10	31/07/15	11:25:00	a.m.	19.6544	49%	60.44
11	31/07/15	11:30:00	a.m.	19.824	50%	62.56
12	31/07/15	11:35:00	a.m.	19.7464	49%	60.44
13	31/07/15	11:40:00	a.m.	19.7104	49%	60.44
14	31/07/15	11:45:00	a.m.	20.0472	50%	62.56
15	31/07/15	11:50:00	a.m.	20.0024	50%	62.56
16	31/07/15	12:00:00	p.m.	19.7704	49%	60.44
17	31/07/15	12:05:00	p.m.	19.5912	49%	60.44
18	31/07/15	12:10:00	p.m.	19.6216	49%	60.44
19	31/07/15	12:15:00	p.m.	19.8624	50%	62.56
20	31/07/15	12:20:00	p.m.	19.636	49%	60.44
21	31/07/15	12:25:00	p.m.	19.7432	49%	60.44
22	31/07/15	12:30:00	p.m.	19.9816	50%	62.56
23	31/07/15	12:35:00	p.m.	20.2136	51%	64.69
24	31/07/15	12:40:00	p.m.	20.6248	52%	66.83
25	31/07/15	12:45:00	p.m.	20.6008	52%	66.83
26	31/07/15	12:50:00	p.m.	20.7528	52%	66.83
27	31/07/15	12:55:00	p.m.	20.7136	52%	66.83
28	31/07/15	01:00:00	p.m.	20.928	52%	66.83
29	31/07/15	01:05:00	p.m.	20.964	52%	66.83
30	31/07/15	01:10:00	p.m.	20.6152	52%	66.83
31	31/07/15	01:15:00	p.m.	20.4664	51%	64.69
32	31/07/15	01:20:00	p.m.	20.556	51%	64.69
33	31/07/15	01:25:00	p.m.	20.5944	51%	64.69
34	31/07/15	01:30:00	p.m.	20.4784	51%	64.69
35	31/07/15	01:35:00	p.m.	20.4312	51%	64.69
36	31/07/15	01:40:00	p.m.	20.4192	51%	64.69
37	31/07/15	01:45:00	p.m.	20.4576	51%	64.69
38	31/07/15	01:50:00	p.m.	20.0352	50%	62.56
39	31/07/15	01:55:00	p.m.	19.9608	50%	62.56
40	31/07/15	02:00:00	p.m.	20.2792	51%	64.69
41	31/07/15	02:05:00	p.m.	19.9368	50%	62.56

N°	Fecha	Hora	am/pm	TIRANTE (CM) PUNTO P-4	TIRANTE (%)	Q (L/S) PUNTO P-4
42	31/07/15	02:10:00	p.m.	19.5352	49%	60.44
43	31/07/15	02:15:00	p.m.	19.964	50%	62.56
44	31/07/15	02:20:00	p.m.	19.8056	50%	62.56
45	31/07/15	02:25:00	p.m.	19.5824	49%	60.44
46	31/07/15	02:30:00	p.m.	20.2912	51%	64.69
47	31/07/15	02:35:00	p.m.	20.1776	50%	62.56
48	31/07/15	02:40:00	p.m.	19.6336	49%	60.44
49	31/07/15	02:45:00	p.m.	19.5616	49%	60.44
50	31/07/15	02:50:00	p.m.	19.9432	50%	62.56
51	31/07/15	02:55:00	p.m.	19.6096	49%	60.44
52	31/07/15	03:00:00	p.m.	19.8832	50%	62.56
53	31/07/15	03:05:00	p.m.	19.9696	50%	62.56
54	31/07/15	03:10:00	p.m.	19.58	49%	60.44
55	31/07/15	03:15:00	p.m.	19.3176	48%	58.34
56	31/07/15	03:20:00	p.m.	19.1864	48%	58.34
57	31/07/15	03:25:00	p.m.	19.1656	48%	58.34
58	31/07/15	03:30:00	p.m.	19.2376	48%	58.34
59	31/07/15	03:35:00	p.m.	19.0024	48%	58.34
60	31/07/15	03:40:00	p.m.	18.9096	47%	56.25
61	31/07/15	03:45:00	p.m.	19.0768	48%	58.34
62	31/07/15	03:50:00	p.m.	19.2464	48%	58.34
63	31/07/15	03:55:00	p.m.	19.568	49%	60.44
64	31/07/15	04:00:00	p.m.	18.7584	47%	56.25
65	31/07/15	04:05:00	p.m.	18.684	47%	56.25
66	31/07/15	04:10:00	p.m.	18.6536	47%	56.25
67	31/07/15	04:15:00	p.m.	18.8328	47%	56.25
68	31/07/15	04:20:00	p.m.	18.9072	47%	56.25
69	31/07/15	04:25:00	p.m.	18.9904	47%	56.25
70	31/07/15	04:30:00	p.m.	18.5704	46%	54.17
71	31/07/15	04:35:00	p.m.	18.6744	47%	56.25
72	31/07/15	04:40:00	p.m.	18.8864	47%	56.25
73	31/07/15	04:45:00	p.m.	19.1328	48%	58.34
74	31/07/15	04:50:00	p.m.	18.856	47%	56.25
75	31/07/15	04:55:00	p.m.	18.6064	47%	56.25
76	31/07/15	05:00:00	p.m.	18.472	46%	54.17
77	31/07/15	05:05:00	p.m.	18.6632	47%	56.25
78	31/07/15	05:10:00	p.m.	18.2816	46%	54.17
79	31/07/15	05:15:00	p.m.	18.264	46%	54.17
80	31/07/15	05:20:00	p.m.	18.6096	47%	56.25
81	31/07/15	05:25:00	p.m.	19.1096	48%	58.34
82	31/07/15	05:30:00	p.m.	18.9664	47%	56.25
83	31/07/15	05:35:00	p.m.	18.5736	46%	54.17
84	31/07/15	05:40:00	p.m.	18.3144	46%	54.17

N°	Fecha	Hora	am/pm	TIRANTE (CM) PUNTO P-4	TIRANTE (%)	Q (L/S) PUNTO P-4
85	31/07/15	05:45:00	p.m.	18.5912	46%	54.17
86	31/07/15	05:50:00	p.m.	18.4424	46%	54.17
87	31/07/15	05:55:00	p.m.	18.4456	46%	54.17
88	31/07/15	06:00:00	p.m.	18.1808	45%	52.12
89	31/07/15	06:05:00	p.m.	18.0112	45%	52.12
90	31/07/15	06:10:00	p.m.	18.4424	46%	54.17
91	31/07/15	06:15:00	p.m.	18.3472	46%	54.17
92	31/07/15	06:20:00	p.m.	18.2072	46%	54.17
93	31/07/15	06:25:00	p.m.	18.1688	45%	52.12
94	31/07/15	06:30:00	p.m.	18.3416	46%	54.17
95	31/07/15	06:35:00	p.m.	18.2192	46%	54.17
96	31/07/15	06:40:00	p.m.	18.2104	46%	54.17
97	31/07/15	06:45:00	p.m.	18.3384	46%	54.17
98	31/07/15	06:50:00	p.m.	18.4576	46%	54.17
99	31/07/15	06:55:00	p.m.	18.3416	46%	54.17
100	31/07/15	07:00:00	p.m.	18.264	46%	54.17
101	31/07/15	07:05:00	p.m.	18.0768	45%	52.12
102	31/07/15	07:10:00	p.m.	18.044	45%	52.12
103	31/07/15	07:15:00	p.m.	18.1536	45%	52.12
104	31/07/15	07:20:00	p.m.	17.8624	45%	52.12
105	31/07/15	07:25:00	p.m.	18.0824	45%	52.12
106	31/07/15	07:30:00	p.m.	17.7936	44%	50.08
107	31/07/15	07:35:00	p.m.	17.8024	45%	52.12
108	31/07/15	07:40:00	p.m.	17.9904	45%	52.12
109	31/07/15	07:45:00	p.m.	18.2168	46%	54.17
110	31/07/15	07:50:00	p.m.	17.4304	44%	50.08
111	31/07/15	07:55:00	p.m.	17.356	43%	48.07
112	31/07/15	08:00:00	p.m.	17.5736	44%	50.08
113	31/07/15	08:05:00	p.m.	17.4992	44%	50.08
114	31/07/15	08:10:00	p.m.	17.588	44%	50.08
115	31/07/15	08:15:00	p.m.	17.2936	43%	48.07
116	31/07/15	08:20:00	p.m.	17.1656	43%	48.07
117	31/07/15	08:25:00	p.m.	17.2848	43%	48.07
118	31/07/15	08:30:00	p.m.	17.4456	44%	50.08
119	31/07/15	08:35:00	p.m.	16.844	42%	46.08
120	31/07/15	08:40:00	p.m.	17.1064	43%	48.07
121	31/07/15	08:45:00	p.m.	17.0464	43%	48.07
122	31/07/15	08:50:00	p.m.	16.9216	42%	46.08
123	31/07/15	08:55:00	p.m.	16.8024	42%	46.08
124	31/07/15	09:00:00	p.m.	16.5704	41%	44.11
125	31/07/15	09:05:00	p.m.	16.4928	41%	44.11
126	31/07/15	09:10:00	p.m.	16.4896	41%	44.11
127	31/07/15	09:15:00	p.m.	16.3384	41%	44.11

N°	Fecha	Hora	am/pm	TIRANTE (CM) PUNTO P-4	TIRANTE (%)	Q (L/S) PUNTO P-4
128	31/07/15	09:20:00	p.m.	16.1984	40%	42.17
129	31/07/15	09:25:00	p.m.	16.2696	41%	44.11
130	31/07/15	09:30:00	p.m.	16.0704	40%	42.17
131	31/07/15	09:35:00	p.m.	15.8616	40%	42.17
132	31/07/15	09:40:00	p.m.	15.844	40%	42.17
133	31/07/15	09:45:00	p.m.	15.5944	39%	40.25
134	31/07/15	09:50:00	p.m.	15.3648	38%	38.37
135	31/07/15	09:55:00	p.m.	15.3384	38%	38.37
136	31/07/15	10:00:00	p.m.	15.2368	38%	38.37
137	31/07/15	10:05:00	p.m.	15.46	39%	40.25
138	31/07/15	10:10:00	p.m.	15.4064	39%	40.25
139	31/07/15	10:15:00	p.m.	15.1504	38%	38.37
140	31/07/15	10:20:00	p.m.	15.1056	38%	38.37
141	31/07/15	10:25:00	p.m.	15.008	38%	38.37
142	31/07/15	10:30:00	p.m.	15.4992	39%	40.25
143	31/07/15	10:35:00	p.m.	15.4032	39%	40.25
144	31/07/15	10:40:00	p.m.	15.3616	38%	38.37
145	31/07/15	10:45:00	p.m.	15.1984	38%	38.37
146	31/07/15	10:50:00	p.m.	15.0968	38%	38.37
147	31/07/15	10:55:00	p.m.	15.1384	38%	38.37
148	31/07/15	11:00:00	p.m.	14.996	37%	36.51
149	31/07/15	11:05:00	p.m.	14.9896	37%	36.51
150	31/07/15	11:10:00	p.m.	14.5016	36%	34.69
151	31/07/15	11:15:00	p.m.	14.496	36%	34.69
152	31/07/15	11:20:00	p.m.	14.5344	36%	34.69
153	31/07/15	11:25:00	p.m.	14.3856	36%	34.69
154	31/07/15	11:30:00	p.m.	14.3616	36%	34.69
155	31/07/15	11:35:00	p.m.	14.32	36%	34.69
156	31/07/15	11:40:00	p.m.	22.9136	57%	77.61
157	31/07/15	11:45:00	p.m.	23.732	59%	81.92
158	31/07/15	11:50:00	p.m.	21.7376	54%	71.13
159	31/07/15	11:55:00	p.m.	18.9664	47%	56.25
160	01/08/15	12:00:00	a.m.	17.2488	43%	48.07
161	01/08/15	12:05:00	a.m.	15.9184	40%	42.17
162	01/08/15	12:10:00	a.m.	15.0344	38%	38.37
163	01/08/15	12:15:00	a.m.	14.9096	37%	36.51
164	01/08/15	12:20:00	a.m.	14.6176	37%	36.51
165	01/08/15	12:25:00	a.m.	13.5552	34%	31.15
166	01/08/15	12:30:00	a.m.	14.3856	36%	34.69
167	01/08/15	12:35:00	a.m.	14.3408	36%	34.69
168	01/08/15	12:40:00	a.m.	13.668	34%	31.15
169	01/08/15	12:45:00	a.m.	13.3144	33%	29.43
170	01/08/15	12:50:00	a.m.	13.3912	33%	29.43

N°	Fecha	Hora	am/pm	TIRANTE (CM) PUNTO P-4	TIRANTE (%)	Q (L/S) PUNTO P-4
171	01/08/15	12:55:00	a.m.	13.2608	33%	29.43
172	01/08/15	01:00:00	a.m.	13.3792	33%	29.43
173	01/08/15	01:05:00	a.m.	13.2872	33%	29.43
174	01/08/15	01:10:00	a.m.	13.2664	33%	29.43
175	01/08/15	01:15:00	a.m.	12.692	32%	27.75
176	01/08/15	01:20:00	a.m.	12.8256	32%	27.75
177	01/08/15	01:25:00	a.m.	12.9304	32%	27.75
178	01/08/15	01:30:00	a.m.	13.04	33%	29.43
179	01/08/15	01:35:00	a.m.	12.9808	32%	27.75
180	01/08/15	01:40:00	a.m.	12.8408	32%	27.75
181	01/08/15	01:45:00	a.m.	12.8736	32%	27.75
182	01/08/15	01:50:00	a.m.	12.9864	32%	27.75
183	01/08/15	01:55:00	a.m.	12.9448	32%	27.75
184	01/08/15	02:00:00	a.m.	13.04	33%	29.43
185	01/08/15	02:05:00	a.m.	13.168	33%	29.43
186	01/08/15	02:10:00	a.m.	13.1744	33%	29.43
187	01/08/15	02:15:00	a.m.	12.7632	32%	27.75
188	01/08/15	02:20:00	a.m.	12.8408	32%	27.75
189	01/08/15	02:25:00	a.m.	12.2992	31%	26.11
190	01/08/15	02:30:00	a.m.	11.9088	30%	24.50
191	01/08/15	02:35:00	a.m.	11.9152	30%	24.50
192	01/08/15	02:40:00	a.m.	11.9328	30%	24.50
193	01/08/15	02:45:00	a.m.	12.8528	32%	27.75
194	01/08/15	02:50:00	a.m.	13.028	33%	29.43
195	01/08/15	02:55:00	a.m.	11.8224	30%	24.50
196	01/08/15	03:00:00	a.m.	11.9152	30%	24.50
197	01/08/15	03:05:00	a.m.	11.9536	30%	24.50
198	01/08/15	03:10:00	a.m.	12.0456	30%	24.50
199	01/08/15	03:15:00	a.m.	11.7576	29%	22.94
200	01/08/15	03:20:00	a.m.	11.1824	28%	21.43
201	01/08/15	03:25:00	a.m.	10.9	27%	19.95
202	01/08/15	03:30:00	a.m.	11.12	28%	21.43
203	01/08/15	03:35:00	a.m.	11.2096	28%	21.43
204	01/08/15	03:40:00	a.m.	10.8312	27%	19.95
205	01/08/15	03:45:00	a.m.	10.6352	27%	19.95
206	01/08/15	03:50:00	a.m.	10.4984	26%	18.52
207	01/08/15	03:55:00	a.m.	10.7544	27%	19.95
208	01/08/15	04:00:00	a.m.	10.8968	27%	19.95
209	01/08/15	04:05:00	a.m.	10.924	27%	19.95
210	01/08/15	04:10:00	a.m.	10.5576	26%	18.52
211	01/08/15	04:15:00	a.m.	10.9056	27%	19.95
212	01/08/15	04:20:00	a.m.	11.0192	28%	21.43
213	01/08/15	04:25:00	a.m.	11.448	29%	22.94

N°	Fecha	Hora	am/pm	TIRANTE (CM) PUNTO P-4	TIRANTE (%)	Q (L/S) PUNTO P-4
214	01/08/15	04:30:00	a.m.	11.76	29%	22.94
215	01/08/15	04:35:00	a.m.	12.376	31%	26.11
216	01/08/15	04:40:00	a.m.	12.3584	31%	26.11
217	01/08/15	04:45:00	a.m.	12.0904	30%	24.50
218	01/08/15	04:50:00	a.m.	12.4688	31%	26.11
219	01/08/15	04:55:00	a.m.	12.4928	31%	26.11
220	01/08/15	05:00:00	a.m.	12.9272	32%	27.75
221	01/08/15	05:05:00	a.m.	12.6976	32%	27.75
222	01/08/15	05:10:00	a.m.	12.3232	31%	26.11
223	01/08/15	05:15:00	a.m.	12.1528	30%	24.50
224	01/08/15	05:20:00	a.m.	12.1856	30%	24.50
225	01/08/15	05:25:00	a.m.	12.2272	31%	26.11
226	01/08/15	05:30:00	a.m.	12.4896	31%	26.11
227	01/08/15	05:35:00	a.m.	12.2096	31%	26.11
228	01/08/15	05:40:00	a.m.	12.7696	32%	27.75
229	01/08/15	05:45:00	a.m.	13.0936	33%	29.43
230	01/08/15	05:50:00	a.m.	13.3888	33%	29.43
231	01/08/15	05:55:00	a.m.	12.9928	32%	27.75
232	01/08/15	06:00:00	a.m.	13.1264	33%	29.43
233	01/08/15	06:05:00	a.m.	13.3112	33%	29.43
234	01/08/15	06:10:00	a.m.	13.4536	34%	31.15
235	01/08/15	06:15:00	a.m.	13.284	33%	29.43
236	01/08/15	06:20:00	a.m.	13.2752	33%	29.43
237	01/08/15	06:25:00	a.m.	13.5344	34%	31.15
238	01/08/15	06:30:00	a.m.	12.9656	32%	27.75
239	01/08/15	06:35:00	a.m.	13.3048	33%	29.43
240	01/08/15	06:40:00	a.m.	13.5312	34%	31.15
241	01/08/15	06:45:00	a.m.	13.4952	34%	31.15
242	01/08/15	06:50:00	a.m.	14.668	37%	36.51
243	01/08/15	06:55:00	a.m.	15.2664	38%	38.37
244	01/08/15	07:00:00	a.m.	15.6656	39%	40.25
245	01/08/15	07:05:00	a.m.	16.2128	41%	44.11
246	01/08/15	07:10:00	a.m.	16.868	42%	46.08
247	01/08/15	07:15:00	a.m.	17.356	43%	48.07
248	01/08/15	07:20:00	a.m.	17.4488	44%	50.08
249	01/08/15	07:25:00	a.m.	17.4808	44%	50.08
250	01/08/15	07:30:00	a.m.	17.7312	44%	50.08
251	01/08/15	07:35:00	a.m.	17.9488	45%	52.12
252	01/08/15	07:40:00	a.m.	18.1064	45%	52.12
253	01/08/15	07:45:00	a.m.	18.3624	46%	54.17
254	01/08/15	07:50:00	a.m.	18.124	45%	52.12
255	01/08/15	07:55:00	a.m.	18.1064	45%	52.12
256	01/08/15	08:00:00	a.m.	18.1152	45%	52.12

N°	Fecha	Hora	am/pm	TIRANTE (CM) PUNTO P-4	TIRANTE (%)	Q (L/S) PUNTO P-4
257	01/08/15	08:05:00	a.m.	18.24	46%	54.17
258	01/08/15	08:10:00	a.m.	18.5112	46%	54.17
259	01/08/15	08:15:00	a.m.	18.4008	46%	54.17
260	01/08/15	08:20:00	a.m.	18.252	46%	54.17
261	01/08/15	08:25:00	a.m.	18.368	46%	54.17
262	01/08/15	08:30:00	a.m.	18.6	47%	56.25
263	01/08/15	08:35:00	a.m.	18.6632	47%	56.25
264	01/08/15	08:40:00	a.m.	18.8984	47%	56.25
265	01/08/15	08:45:00	a.m.	19.0704	48%	58.34
266	01/08/15	08:50:00	a.m.	18.928	47%	56.25
267	01/08/15	08:55:00	a.m.	18.7048	47%	56.25
268	01/08/15	09:00:00	a.m.	18.9936	47%	56.25
269	01/08/15	09:05:00	a.m.	19.2312	48%	58.34
270	01/08/15	09:10:00	a.m.	19.276	48%	58.34
271	01/08/15	09:15:00	a.m.	19.6272	49%	60.44
272	01/08/15	09:20:00	a.m.	19.4816	49%	60.44
273	01/08/15	09:25:00	a.m.	19.4992	49%	60.44
274	01/08/15	09:30:00	a.m.	19.3744	48%	58.34
275	01/08/15	09:35:00	a.m.	19.3592	48%	58.34
276	01/08/15	09:40:00	a.m.	19.7464	49%	60.44
277	01/08/15	09:45:00	a.m.	19.7168	49%	60.44
278	01/08/15	09:50:00	a.m.	19.5384	49%	60.44
279	01/08/15	09:55:00	a.m.	19.556	49%	60.44
280	01/08/15	10:00:00	a.m.	19.3384	48%	58.34
281	01/08/15	10:05:00	a.m.	19.4192	49%	60.44
282	01/08/15	10:10:00	a.m.	19.2552	48%	58.34
283	01/08/15	10:15:00	a.m.	19.4848	49%	60.44
284	01/08/15	10:20:00	a.m.	19.4664	49%	60.44
285	01/08/15	10:25:00	a.m.	19.496	49%	60.44
286	01/08/15	10:30:00	a.m.	19.1808	48%	58.34
287	01/08/15	10:35:00	a.m.	19.3744	48%	58.34
288	01/08/15	10:40:00	a.m.	19.3088	48%	58.34
289	01/08/15	10:45:00	a.m.	19.2608	48%	58.34
290	01/08/15	10:50:00	a.m.	19.4072	49%	60.44
291	01/08/15	10:55:00	a.m.	19.3984	48%	58.34
292	01/08/15	11:00:00	a.m.	19.2256	48%	58.34
293	01/08/15	11:05:00	a.m.	19.4128	49%	60.44
294	01/08/15	11:10:00	a.m.	19.6216	49%	60.44
295	01/08/15	11:15:00	a.m.	19.5528	49%	60.44
296	01/08/15	11:20:00	a.m.	19.4368	49%	60.44
297	01/08/15	11:25:00	a.m.	19.5352	49%	60.44
298	01/08/15	11:30:00	a.m.	19.6688	49%	60.44
299	01/08/15	11:35:00	a.m.	19.4752	49%	60.44

N°	Fecha	Hora	am/pm	TIRANTE (CM) PUNTO P-4	TIRANTE (%)	Q (L/S) PUNTO P-4
300	01/08/15	11:40:00	a.m.	19.4368	49%	60.44
301	01/08/15	11:45:00	a.m.	19.4216	49%	60.44
302	01/08/15	11:50:00	a.m.	19.5408	49%	60.44
303	01/08/15	11:55:00	a.m.	19.6128	49%	60.44
304	01/08/15	12:00:00	p.m.	19.3416	48%	58.34
305	01/08/15	12:05:00	p.m.	18.9904	47%	56.25
306	01/08/15	12:10:00	p.m.	18.74	47%	56.25
307	01/08/15	12:15:00	p.m.	19.0352	48%	58.34
308	01/08/15	12:20:00	p.m.	19.428	49%	60.44
309	01/08/15	12:25:00	p.m.	19.3952	48%	58.34
310	01/08/15	12:30:00	p.m.	19.0616	48%	58.34
311	01/08/15	12:35:00	p.m.	19.1688	48%	58.34
312	01/08/15	12:40:00	p.m.	19.4992	49%	60.44
313	01/08/15	12:45:00	p.m.	19.5648	49%	60.44
314	01/08/15	12:50:00	p.m.	19.6424	49%	60.44
315	01/08/15	12:55:00	p.m.	19.6896	49%	60.44
316	01/08/15	01:00:00	p.m.	19.8712	50%	62.56
317	01/08/15	01:05:00	p.m.	20.5944	51%	64.69
318	01/08/15	01:10:00	p.m.	19.8896	50%	62.56
319	01/08/15	01:15:00	p.m.	19.2792	48%	58.34
320	01/08/15	01:20:00	p.m.	18.9992	47%	56.25
321	01/08/15	01:25:00	p.m.	19.3568	48%	58.34
322	01/08/15	01:30:00	p.m.	18.9936	47%	56.25
323	01/08/15	01:35:00	p.m.	18.8448	47%	56.25
324	01/08/15	01:40:00	p.m.	18.5528	46%	54.17
325	01/08/15	01:45:00	p.m.	19.1392	48%	58.34
326	01/08/15	01:50:00	p.m.	19.3384	48%	58.34
327	01/08/15	01:55:00	p.m.	19.3032	48%	58.34
328	01/08/15	02:00:00	p.m.	19.124	48%	58.34
329	01/08/15	02:05:00	p.m.	19.276	48%	58.34
330	01/08/15	02:10:00	p.m.	18.916	47%	56.25
331	01/08/15	02:15:00	p.m.	18.5768	46%	54.17
332	01/08/15	02:20:00	p.m.	18.5616	46%	54.17
333	01/08/15	02:25:00	p.m.	18.6184	47%	56.25
334	01/08/15	02:30:00	p.m.	19.044	48%	58.34
335	01/08/15	02:35:00	p.m.	18.8384	47%	56.25
336	01/08/15	02:40:00	p.m.	18.556	46%	54.17
337	01/08/15	02:45:00	p.m.	18.428	46%	54.17
338	01/08/15	02:50:00	p.m.	18.3208	46%	54.17
339	01/08/15	02:55:00	p.m.	18.1656	45%	52.12
340	01/08/15	03:00:00	p.m.	18.6512	47%	56.25
341	01/08/15	03:05:00	p.m.	18.7816	47%	56.25
342	01/08/15	03:10:00	p.m.	18.2968	46%	54.17

N°	Fecha	Hora	am/pm	TIRANTE (CM) PUNTO P-4	TIRANTE (%)	Q (L/S) PUNTO P-4
343	01/08/15	03:15:00	p.m.	18.2936	46%	54.17
344	01/08/15	03:20:00	p.m.	18.228	46%	54.17
345	01/08/15	03:25:00	p.m.	18.356	46%	54.17
346	01/08/15	03:30:00	p.m.	18.2376	46%	54.17
347	01/08/15	03:35:00	p.m.	18.0648	45%	52.12
348	01/08/15	03:40:00	p.m.	18.1	45%	52.12
349	01/08/15	03:45:00	p.m.	17.9696	45%	52.12
350	01/08/15	03:50:00	p.m.	18.1064	45%	52.12
351	01/08/15	03:55:00	p.m.	18.1568	45%	52.12
352	01/08/15	04:00:00	p.m.	18.1952	45%	52.12
353	01/08/15	04:05:00	p.m.	18.2376	46%	54.17
354	01/08/15	04:10:00	p.m.	18.5944	46%	54.17
355	01/08/15	04:15:00	p.m.	18.7136	47%	56.25
356	01/08/15	04:20:00	p.m.	19.368	48%	58.34
357	01/08/15	04:25:00	p.m.	19.1328	48%	58.34
358	01/08/15	04:30:00	p.m.	19.124	48%	58.34
359	01/08/15	04:35:00	p.m.	18.544	46%	54.17
360	01/08/15	04:40:00	p.m.	18.4936	46%	54.17
361	01/08/15	04:45:00	p.m.	18.5256	46%	54.17
362	01/08/15	04:50:00	p.m.	18.4544	46%	54.17
363	01/08/15	04:55:00	p.m.	18.344	46%	54.17
364	01/08/15	05:00:00	p.m.	18.3832	46%	54.17
365	01/08/15	05:05:00	p.m.	18.9632	47%	56.25
366	01/08/15	05:10:00	p.m.	18.4576	46%	54.17
367	01/08/15	05:15:00	p.m.	18.1928	45%	52.12
368	01/08/15	05:20:00	p.m.	18.1952	45%	52.12
369	01/08/15	05:25:00	p.m.	17.8592	45%	52.12
370	01/08/15	05:30:00	p.m.	18.0824	45%	52.12
371	01/08/15	05:35:00	p.m.	18.2584	46%	54.17
372	01/08/15	05:40:00	p.m.	17.9456	45%	52.12
373	01/08/15	05:45:00	p.m.	17.8472	45%	52.12
374	01/08/15	05:50:00	p.m.	17.7488	44%	50.08
375	01/08/15	05:55:00	p.m.	17.8112	45%	52.12
376	01/08/15	06:00:00	p.m.	17.8592	45%	52.12
377	01/08/15	06:05:00	p.m.	18.0496	45%	52.12
378	01/08/15	06:10:00	p.m.	17.996	45%	52.12
379	01/08/15	06:15:00	p.m.	17.8624	45%	52.12
380	01/08/15	06:20:00	p.m.	17.8472	45%	52.12
381	01/08/15	06:25:00	p.m.	18.0288	45%	52.12
382	01/08/15	06:30:00	p.m.	18.0136	45%	52.12
383	01/08/15	06:35:00	p.m.	17.7672	44%	50.08
384	01/08/15	06:40:00	p.m.	17.8832	45%	52.12
385	01/08/15	06:45:00	p.m.	17.8056	45%	52.12

N°	Fecha	Hora	am/pm	TIRANTE (CM) PUNTO P-4	TIRANTE (%)	Q (L/S) PUNTO P-4
386	01/08/15	06:50:00	p.m.	17.7048	44%	50.08
387	01/08/15	06:55:00	p.m.	17.5496	44%	50.08
388	01/08/15	07:00:00	p.m.	17.6272	44%	50.08
389	01/08/15	07:05:00	p.m.	17.6416	44%	50.08
390	01/08/15	07:10:00	p.m.	17.5912	44%	50.08
391	01/08/15	07:15:00	p.m.	17.4576	44%	50.08
392	01/08/15	07:20:00	p.m.	17.5464	44%	50.08
393	01/08/15	07:25:00	p.m.	17.5792	44%	50.08
394	01/08/15	07:30:00	p.m.	17.5792	44%	50.08
395	01/08/15	07:35:00	p.m.	17.6152	44%	50.08
396	01/08/15	07:40:00	p.m.	17.3888	43%	48.07
397	01/08/15	07:45:00	p.m.	17.1416	43%	48.07
398	01/08/15	07:50:00	p.m.	16.832	42%	46.08
399	01/08/15	07:55:00	p.m.	16.984	42%	46.08
400	01/08/15	08:00:00	p.m.	16.6928	42%	46.08
401	01/08/15	08:05:00	p.m.	16.764	42%	46.08
402	01/08/15	08:10:00	p.m.	16.5256	41%	44.11
403	01/08/15	08:15:00	p.m.	16.6568	42%	46.08
404	01/08/15	08:20:00	p.m.	16.6776	42%	46.08
405	01/08/15	08:25:00	p.m.	16.5464	41%	44.11
406	01/08/15	08:30:00	p.m.	16.2576	41%	44.11
407	01/08/15	08:35:00	p.m.	16.3264	41%	44.11
408	01/08/15	08:40:00	p.m.	16.1656	40%	42.17
409	01/08/15	08:45:00	p.m.	16.1776	40%	42.17
410	01/08/15	08:50:00	p.m.	16.1624	40%	42.17
411	01/08/15	08:55:00	p.m.	16.2248	41%	44.11
412	01/08/15	09:00:00	p.m.	16.0672	40%	42.17
413	01/08/15	09:05:00	p.m.	15.9456	40%	42.17
414	01/08/15	09:10:00	p.m.	15.8824	40%	42.17
415	01/08/15	09:15:00	p.m.	15.9336	40%	42.17
416	01/08/15	09:20:00	p.m.	15.9568	40%	42.17
417	01/08/15	09:25:00	p.m.	15.9152	40%	42.17
418	01/08/15	09:30:00	p.m.	16.02	40%	42.17
419	01/08/15	09:35:00	p.m.	15.832	40%	42.17
420	01/08/15	09:40:00	p.m.	15.6416	39%	40.25
421	01/08/15	09:45:00	p.m.	15.8408	40%	42.17
422	01/08/15	09:50:00	p.m.	15.6984	39%	40.25
423	01/08/15	09:55:00	p.m.	15.5968	39%	40.25
424	01/08/15	10:00:00	p.m.	15.5584	39%	40.25
425	01/08/15	10:05:00	p.m.	15.496	39%	40.25
426	01/08/15	10:10:00	p.m.	15.3264	38%	38.37
427	01/08/15	10:15:00	p.m.	15.1384	38%	38.37
428	01/08/15	10:20:00	p.m.	14.9664	37%	36.51

N°	Fecha	Hora	am/pm	TIRANTE (CM) PUNTO P-4	TIRANTE (%)	Q (L/S) PUNTO P-4
429	01/08/15	10:25:00	p.m.	15.008	38%	38.37
430	01/08/15	10:30:00	p.m.	15.0432	38%	38.37
431	01/08/15	10:35:00	p.m.	14.9872	37%	36.51
432	01/08/15	10:40:00	p.m.	15.1624	38%	38.37
433	01/08/15	10:45:00	p.m.	14.5464	36%	34.69
434	01/08/15	10:50:00	p.m.	14.3976	36%	34.69
435	01/08/15	10:55:00	p.m.	14.0432	35%	32.90
436	01/08/15	11:00:00	p.m.	13.9512	35%	32.90
437	01/08/15	11:05:00	p.m.	14.1472	35%	32.90
438	01/08/15	11:10:00	p.m.	13.9032	35%	32.90
439	01/08/15	11:15:00	p.m.	14.04	35%	32.90
440	01/08/15	11:20:00	p.m.	14.4864	36%	34.69
441	01/08/15	11:25:00	p.m.	14.5048	36%	34.69
442	01/08/15	11:30:00	p.m.	14.1832	35%	32.90
443	01/08/15	11:35:00	p.m.	14.1624	35%	32.90
444	01/08/15	11:40:00	p.m.	14.2816	36%	34.69
445	01/08/15	11:45:00	p.m.	14.3112	36%	34.69
446	01/08/15	11:50:00	p.m.	14.0104	35%	32.90
447	01/08/15	11:55:00	p.m.	13.9632	35%	32.90
448	02/08/15	12:00:00	a.m.	13.984	35%	32.90
449	02/08/15	12:05:00	a.m.	14.2072	36%	34.69
450	02/08/15	12:10:00	a.m.	14.3352	36%	34.69
451	02/08/15	12:15:00	a.m.	14.3496	36%	34.69
452	02/08/15	12:20:00	a.m.	14.0936	35%	32.90
453	02/08/15	12:25:00	a.m.	14.1024	35%	32.90
454	02/08/15	12:30:00	a.m.	13.936	35%	32.90
455	02/08/15	12:35:00	a.m.	14.2248	36%	34.69
456	02/08/15	12:40:00	a.m.	14.2248	36%	34.69
457	02/08/15	12:45:00	a.m.	14.1088	35%	32.90
458	02/08/15	12:50:00	a.m.	14.2544	36%	34.69
459	02/08/15	12:55:00	a.m.	14.1952	35%	32.90
460	02/08/15	01:00:00	a.m.	14.0552	35%	32.90
461	02/08/15	01:05:00	a.m.	14.1088	35%	32.90
462	02/08/15	01:10:00	a.m.	14.2728	36%	34.69
463	02/08/15	01:15:00	a.m.	14.0312	35%	32.90
464	02/08/15	01:20:00	a.m.	13.82	35%	32.90
465	02/08/15	01:25:00	a.m.	13.4776	34%	31.15
466	02/08/15	01:30:00	a.m.	13.784	34%	31.15
467	02/08/15	01:35:00	a.m.	13.5136	34%	31.15
468	02/08/15	01:40:00	a.m.	14.04	35%	32.90
469	02/08/15	01:45:00	a.m.	14.0072	35%	32.90
470	02/08/15	01:50:00	a.m.	13.2576	33%	29.43
471	02/08/15	01:55:00	a.m.	13.332	33%	29.43

N°	Fecha	Hora	am/pm	TIRANTE (CM) PUNTO P-4	TIRANTE (%)	Q (L/S) PUNTO P-4
472	02/08/15	02:00:00	a.m.	13.4304	34%	31.15
473	02/08/15	02:05:00	a.m.	13.3024	33%	29.43
474	02/08/15	02:10:00	a.m.	13.0344	33%	29.43
475	02/08/15	02:15:00	a.m.	13.1352	33%	29.43
476	02/08/15	02:20:00	a.m.	13.3856	33%	29.43
477	02/08/15	02:25:00	a.m.	13.2336	33%	29.43
478	02/08/15	02:30:00	a.m.	13.3648	33%	29.43
479	02/08/15	02:35:00	a.m.	12.9896	32%	27.75
480	02/08/15	02:40:00	a.m.	13.1472	33%	29.43
481	02/08/15	02:45:00	a.m.	13.0608	33%	29.43
482	02/08/15	02:50:00	a.m.	13.0256	33%	29.43
483	02/08/15	02:55:00	a.m.	13.1024	33%	29.43
484	02/08/15	03:00:00	a.m.	12.9808	32%	27.75
485	02/08/15	03:05:00	a.m.	12.9392	32%	27.75
486	02/08/15	03:10:00	a.m.	12.856	32%	27.75
487	02/08/15	03:15:00	a.m.	12.5256	31%	26.11
488	02/08/15	03:20:00	a.m.	12.692	32%	27.75
489	02/08/15	03:25:00	a.m.	12.912	32%	27.75
490	02/08/15	03:30:00	a.m.	12.4688	31%	26.11
491	02/08/15	03:35:00	a.m.	12.3792	31%	26.11
492	02/08/15	03:40:00	a.m.	12.3496	31%	26.11
493	02/08/15	03:45:00	a.m.	12.344	31%	26.11
494	02/08/15	03:50:00	a.m.	12.6624	32%	27.75
495	02/08/15	03:55:00	a.m.	12.644	32%	27.75
496	02/08/15	04:00:00	a.m.	12.504	31%	26.11
497	02/08/15	04:05:00	a.m.	12.472	31%	26.11
498	02/08/15	04:10:00	a.m.	12.3944	31%	26.11
499	02/08/15	04:15:00	a.m.	12.4512	31%	26.11
500	02/08/15	04:20:00	a.m.	12.424	31%	26.11
501	02/08/15	04:25:00	a.m.	12.4808	31%	26.11
502	02/08/15	04:30:00	a.m.	12.46	31%	26.11
503	02/08/15	04:35:00	a.m.	12.3856	31%	26.11
504	02/08/15	04:40:00	a.m.	12.3408	31%	26.11
505	02/08/15	04:45:00	a.m.	12.5904	31%	26.11
506	02/08/15	04:50:00	a.m.	12.4328	31%	26.11
507	02/08/15	04:55:00	a.m.	12.564	31%	26.11
508	02/08/15	05:00:00	a.m.	12.4952	31%	26.11
509	02/08/15	05:05:00	a.m.	12.7904	32%	27.75
510	02/08/15	05:10:00	a.m.	12.8376	32%	27.75
511	02/08/15	05:15:00	a.m.	12.9688	32%	27.75
512	02/08/15	05:20:00	a.m.	13.5312	34%	31.15
513	02/08/15	05:25:00	a.m.	14.412	36%	34.69
514	02/08/15	05:30:00	a.m.	14.2544	36%	34.69

N°	Fecha	Hora	am/pm	TIRANTE (CM) PUNTO P-4	TIRANTE (%)	Q (L/S) PUNTO P-4
515	02/08/15	05:35:00	a.m.	14.0312	35%	32.90
516	02/08/15	05:40:00	a.m.	13.9424	35%	32.90
517	02/08/15	05:45:00	a.m.	14.3616	36%	34.69
518	02/08/15	05:50:00	a.m.	14.9544	37%	36.51
519	02/08/15	05:55:00	a.m.	14.7728	37%	36.51
520	02/08/15	06:00:00	a.m.	15.4752	39%	40.25
521	02/08/15	06:05:00	a.m.	15.052	38%	38.37
522	02/08/15	06:10:00	a.m.	15.1776	38%	38.37
523	02/08/15	06:15:00	a.m.	15.1472	38%	38.37
524	02/08/15	06:20:00	a.m.	15.5672	39%	40.25
525	02/08/15	06:25:00	a.m.	15.5552	39%	40.25
526	02/08/15	06:30:00	a.m.	15.7104	39%	40.25
527	02/08/15	06:35:00	a.m.	15.6296	39%	40.25
528	02/08/15	06:40:00	a.m.	15.6896	39%	40.25
529	02/08/15	06:45:00	a.m.	15.6864	39%	40.25
530	02/08/15	06:50:00	a.m.	15.9808	40%	42.17
531	02/08/15	06:55:00	a.m.	16.1568	40%	42.17
532	02/08/15	07:00:00	a.m.	16.1088	40%	42.17
533	02/08/15	07:05:00	a.m.	16.4784	41%	44.11
534	02/08/15	07:10:00	a.m.	16.6176	42%	46.08
535	02/08/15	07:15:00	a.m.	16.74	42%	46.08
536	02/08/15	07:20:00	a.m.	16.844	42%	46.08
537	02/08/15	07:25:00	a.m.	16.8232	42%	46.08
538	02/08/15	07:30:00	a.m.	17.4488	44%	50.08
539	02/08/15	07:35:00	a.m.	17.1864	43%	48.07
540	02/08/15	07:40:00	a.m.	17.3296	43%	48.07
541	02/08/15	07:45:00	a.m.	17.74	44%	50.08
542	02/08/15	07:50:00	a.m.	18.0168	45%	52.12
543	02/08/15	07:55:00	a.m.	18.148	45%	52.12
544	02/08/15	08:00:00	a.m.	17.9304	45%	52.12
545	02/08/15	08:05:00	a.m.	18.0464	45%	52.12
546	02/08/15	08:10:00	a.m.	18.0768	45%	52.12
547	02/08/15	08:15:00	a.m.	18.3864	46%	54.17
548	02/08/15	08:20:00	a.m.	18.3	46%	54.17
549	02/08/15	08:25:00	a.m.	19.6928	49%	60.44
550	02/08/15	08:30:00	a.m.	19.1752	48%	58.34
551	02/08/15	08:35:00	a.m.	18.6632	47%	56.25
552	02/08/15	08:40:00	a.m.	18.8144	47%	56.25
553	02/08/15	08:45:00	a.m.	18.4992	46%	54.17
554	02/08/15	08:50:00	a.m.	18.8888	47%	56.25
555	02/08/15	08:55:00	a.m.	19.2168	48%	58.34
556	02/08/15	09:00:00	a.m.	18.88	47%	56.25
557	02/08/15	09:05:00	a.m.	18.776	47%	56.25

N°	Fecha	Hora	am/pm	TIRANTE (CM) PUNTO P-4	TIRANTE (%)	Q (L/S) PUNTO P-4
558	02/08/15	09:10:00	a.m.	18.7936	47%	56.25
559	02/08/15	09:15:00	a.m.	18.696	47%	56.25
560	02/08/15	09:20:00	a.m.	19.0048	48%	58.34
561	02/08/15	09:25:00	a.m.	19.5912	49%	60.44
562	02/08/15	09:30:00	a.m.	19.5024	49%	60.44
563	02/08/15	09:35:00	a.m.	19.3472	48%	58.34
564	02/08/15	09:40:00	a.m.	19.4104	49%	60.44
565	02/08/15	09:45:00	a.m.	19.9664	50%	62.56
566	02/08/15	09:50:00	a.m.	19.7552	49%	60.44
567	02/08/15	09:55:00	a.m.	19.6304	49%	60.44
568	02/08/15	10:00:00	a.m.	19.6184	49%	60.44
569	02/08/15	10:05:00	a.m.	19.9488	50%	62.56
570	02/08/15	10:10:00	a.m.	19.708	49%	60.44
571	02/08/15	10:15:00	a.m.	19.5472	49%	60.44
572	02/08/15	10:20:00	a.m.	19.6928	49%	60.44
573	02/08/15	10:25:00	a.m.	20.0112	50%	62.56
574	02/08/15	10:30:00	a.m.	19.9544	50%	62.56
575	02/08/15	10:35:00	a.m.	19.9576	50%	62.56
576	02/08/15	10:40:00	a.m.	19.868	50%	62.56
577	02/08/15	10:45:00	a.m.	19.6424	49%	60.44
578	02/08/15	10:50:00	a.m.	19.252	48%	58.34
579	02/08/15	10:55:00	a.m.	19.3984	48%	58.34
580	02/08/15	11:00:00	a.m.	19.5288	49%	60.44
581	02/08/15	11:05:00	a.m.	19.4128	49%	60.44
582	02/08/15	11:10:00	a.m.	19.2104	48%	58.34
583	02/08/15	11:15:00	a.m.	19.3144	48%	58.34
584	02/08/15	11:20:00	a.m.	19.4784	49%	60.44
585	02/08/15	11:25:00	a.m.	19.3296	48%	58.34
586	02/08/15	11:30:00	a.m.	19.3624	48%	58.34
587	02/08/15	11:35:00	a.m.	19.288	48%	58.34
588	02/08/15	11:40:00	a.m.	19.38	48%	58.34
589	02/08/15	11:45:00	a.m.	19.24	48%	58.34
590	02/08/15	11:50:00	a.m.	19.0232	48%	58.34
591	02/08/15	11:55:00	a.m.	19.4336	49%	60.44
592	02/08/15	12:00:00	p.m.	19.6808	49%	60.44
593	02/08/15	12:05:00	p.m.	19.3656	48%	58.34
594	02/08/15	12:10:00	p.m.	19.568	49%	60.44
595	02/08/15	12:15:00	p.m.	19.6008	49%	60.44
596	02/08/15	12:20:00	p.m.	19.2912	48%	58.34
597	02/08/15	12:25:00	p.m.	19.776	49%	60.44
598	02/08/15	12:30:00	p.m.	19.7256	49%	60.44
599	02/08/15	12:35:00	p.m.	19.5112	49%	60.44
600	02/08/15	12:40:00	p.m.	19.3416	48%	58.34

N°	Fecha	Hora	am/pm	TIRANTE (CM) PUNTO P-4	TIRANTE (%)	Q (L/S) PUNTO P-4
601	02/08/15	12:45:00	p.m.	19.3176	48%	58.34
602	02/08/15	12:50:00	p.m.	19.4128	49%	60.44
603	02/08/15	12:55:00	p.m.	19.5648	49%	60.44
604	02/08/15	01:00:00	p.m.	19.2496	48%	58.34
605	02/08/15	01:05:00	p.m.	19.1544	48%	58.34
606	02/08/15	01:10:00	p.m.	19.2608	48%	58.34
607	02/08/15	01:15:00	p.m.	19.4544	49%	60.44
608	02/08/15	01:20:00	p.m.	19.3536	48%	58.34
609	02/08/15	01:25:00	p.m.	19.5288	49%	60.44
610	02/08/15	01:30:00	p.m.	19.392	48%	58.34
611	02/08/15	01:35:00	p.m.	19.2464	48%	58.34
612	02/08/15	01:40:00	p.m.	19.1928	48%	58.34
613	02/08/15	01:45:00	p.m.	19.1424	48%	58.34
614	02/08/15	01:50:00	p.m.	19.3144	48%	58.34
615	02/08/15	01:55:00	p.m.	19.1512	48%	58.34
616	02/08/15	02:00:00	p.m.	19.3624	48%	58.34
617	02/08/15	02:05:00	p.m.	19.276	48%	58.34
618	02/08/15	02:10:00	p.m.	19.496	49%	60.44
619	02/08/15	02:15:00	p.m.	19.1424	48%	58.34
620	02/08/15	02:20:00	p.m.	18.984	47%	56.25
621	02/08/15	02:25:00	p.m.	19.0616	48%	58.34
622	02/08/15	02:30:00	p.m.	19.404	49%	60.44
623	02/08/15	02:35:00	p.m.	18.9696	47%	56.25
624	02/08/15	02:40:00	p.m.	19.1096	48%	58.34
625	02/08/15	02:45:00	p.m.	18.9544	47%	56.25
626	02/08/15	02:50:00	p.m.	18.728	47%	56.25
627	02/08/15	02:55:00	p.m.	18.5168	46%	54.17
628	02/08/15	03:00:00	p.m.	18.6392	47%	56.25
629	02/08/15	03:05:00	p.m.	18.6032	47%	56.25
630	02/08/15	03:10:00	p.m.	18.4664	46%	54.17
631	02/08/15	03:15:00	p.m.	18.6096	47%	56.25
632	02/08/15	03:20:00	p.m.	18.5856	46%	54.17
633	02/08/15	03:25:00	p.m.	18.728	47%	56.25
634	02/08/15	03:30:00	p.m.	18.568	46%	54.17
635	02/08/15	03:35:00	p.m.	18.7936	47%	56.25
636	02/08/15	03:40:00	p.m.	18.788	47%	56.25
637	02/08/15	03:45:00	p.m.	18.5144	46%	54.17
638	02/08/15	03:50:00	p.m.	18.5352	46%	54.17
639	02/08/15	03:55:00	p.m.	18.416	46%	54.17
640	02/08/15	04:00:00	p.m.	18.6096	47%	56.25
641	02/08/15	04:05:00	p.m.	18.3472	46%	54.17
642	02/08/15	04:10:00	p.m.	18.3888	46%	54.17
643	02/08/15	04:15:00	p.m.	18.3144	46%	54.17

N°	Fecha	Hora	am/pm	TIRANTE (CM) PUNTO P-4	TIRANTE (%)	Q (L/S) PUNTO P-4
644	02/08/15	04:20:00	p.m.	18.2312	46%	54.17
645	02/08/15	04:25:00	p.m.	18.2936	46%	54.17
646	02/08/15	04:30:00	p.m.	18.2464	46%	54.17
647	02/08/15	04:35:00	p.m.	18.2936	46%	54.17
648	02/08/15	04:40:00	p.m.	18.1688	45%	52.12
649	02/08/15	04:45:00	p.m.	18.2608	46%	54.17
650	02/08/15	04:50:00	p.m.	18.1984	45%	52.12
651	02/08/15	04:55:00	p.m.	18.2728	46%	54.17
652	02/08/15	05:00:00	p.m.	18.1656	45%	52.12
653	02/08/15	05:05:00	p.m.	18.0352	45%	52.12
654	02/08/15	05:10:00	p.m.	17.8536	45%	52.12
655	02/08/15	05:15:00	p.m.	17.7104	44%	50.08
656	02/08/15	05:20:00	p.m.	17.6656	44%	50.08
657	02/08/15	05:25:00	p.m.	17.7728	44%	50.08
658	02/08/15	05:30:00	p.m.	17.6896	44%	50.08
659	02/08/15	05:35:00	p.m.	17.8888	45%	52.12
660	02/08/15	05:40:00	p.m.	17.9184	45%	52.12
661	02/08/15	05:45:00	p.m.	18.0912	45%	52.12
662	02/08/15	05:50:00	p.m.	17.9512	45%	52.12
663	02/08/15	05:55:00	p.m.	17.788	44%	50.08
664	02/08/15	06:00:00	p.m.	17.6808	44%	50.08
665	02/08/15	06:05:00	p.m.	17.8056	45%	52.12
666	02/08/15	06:10:00	p.m.	17.9336	45%	52.12
667	02/08/15	06:15:00	p.m.	17.6656	44%	50.08
668	02/08/15	06:20:00	p.m.	17.5824	44%	50.08
669	02/08/15	06:25:00	p.m.	17.7848	44%	50.08
670	02/08/15	06:30:00	p.m.	17.672	44%	50.08
671	02/08/15	06:35:00	p.m.	17.716	44%	50.08
672	02/08/15	06:40:00	p.m.	17.7848	44%	50.08
673	02/08/15	06:45:00	p.m.	17.7432	44%	50.08
674	02/08/15	06:50:00	p.m.	17.5824	44%	50.08
675	02/08/15	06:55:00	p.m.	17.7016	44%	50.08
676	02/08/15	07:00:00	p.m.	17.6208	44%	50.08
677	02/08/15	07:05:00	p.m.	17.612	44%	50.08
678	02/08/15	07:10:00	p.m.	17.5616	44%	50.08
679	02/08/15	07:15:00	p.m.	17.544	44%	50.08
680	02/08/15	07:20:00	p.m.	17.6624	44%	50.08
681	02/08/15	07:25:00	p.m.	17.8952	45%	52.12
682	02/08/15	07:30:00	p.m.	17.52	44%	50.08
683	02/08/15	07:35:00	p.m.	17.3472	43%	48.07
684	02/08/15	07:40:00	p.m.	17.3384	43%	48.07
685	02/08/15	07:45:00	p.m.	17.1832	43%	48.07
686	02/08/15	07:50:00	p.m.	17.2784	43%	48.07

N°	Fecha	Hora	am/pm	TIRANTE (CM) PUNTO P-4	TIRANTE (%)	Q (L/S) PUNTO P-4
687	02/08/15	07:55:00	p.m.	17.1208	43%	48.07
688	02/08/15	08:00:00	p.m.	17.0344	43%	48.07
689	02/08/15	08:05:00	p.m.	17.1568	43%	48.07
690	02/08/15	08:10:00	p.m.	17.0736	43%	48.07
691	02/08/15	08:15:00	p.m.	16.9928	42%	46.08
692	02/08/15	08:20:00	p.m.	17.1208	43%	48.07
693	02/08/15	08:25:00	p.m.	16.9008	42%	46.08
694	02/08/15	08:30:00	p.m.	16.8976	42%	46.08
695	02/08/15	08:35:00	p.m.	16.7248	42%	46.08
696	02/08/15	08:40:00	p.m.	16.6504	42%	46.08
697	02/08/15	08:45:00	p.m.	16.6864	42%	46.08
698	02/08/15	08:50:00	p.m.	16.5856	41%	44.11
699	02/08/15	08:55:00	p.m.	16.3088	41%	44.11
700	02/08/15	09:00:00	p.m.	16.1744	40%	42.17
701	02/08/15	09:05:00	p.m.	16.1808	40%	42.17
702	02/08/15	09:10:00	p.m.	16.4664	41%	44.11
703	02/08/15	09:15:00	p.m.	16.1896	40%	42.17
704	02/08/15	09:20:00	p.m.	16.192	40%	42.17
705	02/08/15	09:25:00	p.m.	16.0848	40%	42.17
706	02/08/15	09:30:00	p.m.	15.7312	39%	40.25
707	02/08/15	09:35:00	p.m.	15.4008	39%	40.25
708	02/08/15	09:40:00	p.m.	15.4032	39%	40.25
709	02/08/15	09:45:00	p.m.	15.392	38%	38.37
710	02/08/15	09:50:00	p.m.	15.332	38%	38.37
711	02/08/15	09:55:00	p.m.	15.204	38%	38.37
712	02/08/15	10:00:00	p.m.	15.1864	38%	38.37
713	02/08/15	10:05:00	p.m.	15.1896	38%	38.37
714	02/08/15	10:10:00	p.m.	15.1328	38%	38.37
715	02/08/15	10:15:00	p.m.	15.1152	38%	38.37
716	02/08/15	10:20:00	p.m.	15.0968	38%	38.37
717	02/08/15	10:25:00	p.m.	15.076	38%	38.37
718	02/08/15	10:30:00	p.m.	15.0552	38%	38.37
719	02/08/15	10:35:00	p.m.	15.064	38%	38.37
720	02/08/15	10:40:00	p.m.	14.936	37%	36.51
721	02/08/15	10:45:00	p.m.	14.972	37%	36.51
722	02/08/15	10:50:00	p.m.	15.1568	38%	38.37
723	02/08/15	10:55:00	p.m.	14.9272	37%	36.51
724	02/08/15	11:00:00	p.m.	15.0016	38%	38.37
725	02/08/15	11:05:00	p.m.	15.0168	38%	38.37
726	02/08/15	11:10:00	p.m.	15.1624	38%	38.37
727	02/08/15	11:15:00	p.m.	15.0136	38%	38.37
728	02/08/15	11:20:00	p.m.	14.9152	37%	36.51
729	02/08/15	11:25:00	p.m.	14.7008	37%	36.51

N°	Fecha	Hora	am/pm	TIRANTE (CM) PUNTO P-4	TIRANTE (%)	Q (L/S) PUNTO P-4
730	02/08/15	11:30:00	p.m.	14.8352	37%	36.51
731	02/08/15	11:35:00	p.m.	14.704	37%	36.51
732	02/08/15	11:40:00	p.m.	14.8856	37%	36.51
733	02/08/15	11:45:00	p.m.	14.8528	37%	36.51
734	02/08/15	11:50:00	p.m.	14.6	37%	36.51
735	02/08/15	11:55:00	p.m.	14.6568	37%	36.51
736	03/08/15	12:00:00	a.m.	14.344	36%	34.69
737	03/08/15	12:05:00	a.m.	14.5792	36%	34.69
738	03/08/15	12:10:00	a.m.	14.5584	36%	34.69
739	03/08/15	12:15:00	a.m.	14.296	36%	34.69
740	03/08/15	12:20:00	a.m.	14.3288	36%	34.69
741	03/08/15	12:25:00	a.m.	14.0496	35%	32.90
742	03/08/15	12:30:00	a.m.	14.028	35%	32.90
743	03/08/15	12:35:00	a.m.	13.9928	35%	32.90
744	03/08/15	12:40:00	a.m.	13.9752	35%	32.90
745	03/08/15	12:45:00	a.m.	13.4328	34%	31.15
746	03/08/15	12:50:00	a.m.	12.6208	32%	27.75
747	03/08/15	12:55:00	a.m.	12.7456	32%	27.75
748	03/08/15	01:00:00	a.m.	12.9184	32%	27.75
749	03/08/15	01:05:00	a.m.	12.3112	31%	26.11
750	03/08/15	01:10:00	a.m.	13.1416	33%	29.43
751	03/08/15	01:15:00	a.m.	13.4424	34%	31.15
752	03/08/15	01:20:00	a.m.	13.112	33%	29.43
753	03/08/15	01:25:00	a.m.	12.704	32%	27.75
754	03/08/15	01:30:00	a.m.	13.2904	33%	29.43
755	03/08/15	01:35:00	a.m.	13.2184	33%	29.43
756	03/08/15	01:40:00	a.m.	13.204	33%	29.43
757	03/08/15	01:45:00	a.m.	13.0584	33%	29.43
758	03/08/15	01:50:00	a.m.	12.9656	32%	27.75
759	03/08/15	01:55:00	a.m.	12.7928	32%	27.75
760	03/08/15	02:00:00	a.m.	12.6416	32%	27.75
761	03/08/15	02:05:00	a.m.	12.284	31%	26.11
762	03/08/15	02:10:00	a.m.	12.3736	31%	26.11
763	03/08/15	02:15:00	a.m.	12.6232	32%	27.75
764	03/08/15	02:20:00	a.m.	12.54	31%	26.11
765	03/08/15	02:25:00	a.m.	12.308	31%	26.11
766	03/08/15	02:30:00	a.m.	12.2992	31%	26.11
767	03/08/15	02:35:00	a.m.	12.1856	30%	24.50
768	03/08/15	02:40:00	a.m.	12.344	31%	26.11
769	03/08/15	02:45:00	a.m.	12.204	31%	26.11
770	03/08/15	02:50:00	a.m.	12.4896	31%	26.11
771	03/08/15	02:55:00	a.m.	12.0968	30%	24.50
772	03/08/15	03:00:00	a.m.	12.1736	30%	24.50

N°	Fecha	Hora	am/pm	TIRANTE (CM) PUNTO P-4	TIRANTE (%)	Q (L/S) PUNTO P-4
773	03/08/15	03:05:00	a.m.	12.2304	31%	26.11
774	03/08/15	03:10:00	a.m.	12.2216	31%	26.11
775	03/08/15	03:15:00	a.m.	12.132	30%	24.50
776	03/08/15	03:20:00	a.m.	11.8912	30%	24.50
777	03/08/15	03:25:00	a.m.	11.8552	30%	24.50
778	03/08/15	03:30:00	a.m.	11.9032	30%	24.50
779	03/08/15	03:35:00	a.m.	12.0904	30%	24.50
780	03/08/15	03:40:00	a.m.	12.2128	31%	26.11
781	03/08/15	03:45:00	a.m.	12.1232	30%	24.50
782	03/08/15	03:50:00	a.m.	11.9832	30%	24.50
783	03/08/15	03:55:00	a.m.	12.156	30%	24.50
784	03/08/15	04:00:00	a.m.	12.0368	30%	24.50
785	03/08/15	04:05:00	a.m.	12.0488	30%	24.50
786	03/08/15	04:10:00	a.m.	12.1648	30%	24.50
787	03/08/15	04:15:00	a.m.	12.5344	31%	26.11
788	03/08/15	04:20:00	a.m.	12.3016	31%	26.11
789	03/08/15	04:25:00	a.m.	12.3528	31%	26.11
790	03/08/15	04:30:00	a.m.	12.3736	31%	26.11
791	03/08/15	04:35:00	a.m.	12.3672	31%	26.11
792	03/08/15	04:40:00	a.m.	12.2928	31%	26.11
793	03/08/15	04:45:00	a.m.	12.4808	31%	26.11
794	03/08/15	04:50:00	a.m.	12.2424	31%	26.11
795	03/08/15	04:55:00	a.m.	12.1888	30%	24.50
796	03/08/15	05:00:00	a.m.	12.156	30%	24.50
797	03/08/15	05:05:00	a.m.	12.2304	31%	26.11
798	03/08/15	05:10:00	a.m.	13.1024	33%	29.43
799	03/08/15	05:15:00	a.m.	13.4448	34%	31.15
800	03/08/15	05:20:00	a.m.	13.8976	35%	32.90
801	03/08/15	05:25:00	a.m.	13.6976	34%	31.15
802	03/08/15	05:30:00	a.m.	13.4	34%	31.15
803	03/08/15	05:35:00	a.m.	13.656	34%	31.15
804	03/08/15	05:40:00	a.m.	13.5312	34%	31.15
805	03/08/15	05:45:00	a.m.	13.1176	33%	29.43
806	03/08/15	05:50:00	a.m.	12.7664	32%	27.75
807	03/08/15	05:55:00	a.m.	13.5192	34%	31.15
808	03/08/15	06:00:00	a.m.	12.6352	32%	27.75
809	03/08/15	06:05:00	a.m.	12.6624	32%	27.75
810	03/08/15	06:10:00	a.m.	14.1504	35%	32.90
811	03/08/15	06:15:00	a.m.	14.3472	36%	34.69
812	03/08/15	06:20:00	a.m.	14.3528	36%	34.69
813	03/08/15	06:25:00	a.m.	14.4096	36%	34.69
814	03/08/15	06:30:00	a.m.	16.868	42%	46.08
815	03/08/15	06:35:00	a.m.	16.7696	42%	46.08

N°	Fecha	Hora	am/pm	TIRANTE (CM) PUNTO P-4	TIRANTE (%)	Q (L/S) PUNTO P-4
816	03/08/15	06:40:00	a.m.	16.0584	40%	42.17
817	03/08/15	06:45:00	a.m.	15.4184	39%	40.25
818	03/08/15	06:50:00	a.m.	15.1088	38%	38.37
819	03/08/15	06:55:00	a.m.	15.2456	38%	38.37
820	03/08/15	07:00:00	a.m.	15.6952	39%	40.25
821	03/08/15	07:05:00	a.m.	16.0408	40%	42.17
822	03/08/15	07:10:00	a.m.	16.4424	41%	44.11
823	03/08/15	07:15:00	a.m.	16.6984	42%	46.08
824	03/08/15	07:20:00	a.m.	16.7456	42%	46.08
825	03/08/15	07:25:00	a.m.	16.972	42%	46.08
826	03/08/15	07:30:00	a.m.	17.3208	43%	48.07
827	03/08/15	07:35:00	a.m.	17.556	44%	50.08
828	03/08/15	07:40:00	a.m.	17.928	45%	52.12
829	03/08/15	07:45:00	a.m.	18.0136	45%	52.12
830	03/08/15	07:50:00	a.m.	17.8472	45%	52.12
831	03/08/15	07:55:00	a.m.	17.8088	45%	52.12
832	03/08/15	08:00:00	a.m.	18.008	45%	52.12
833	03/08/15	08:05:00	a.m.	18.0912	45%	52.12
834	03/08/15	08:10:00	a.m.	17.8888	45%	52.12
835	03/08/15	08:15:00	a.m.	17.9392	45%	52.12
836	03/08/15	08:20:00	a.m.	17.8888	45%	52.12
837	03/08/15	08:25:00	a.m.	17.9368	45%	52.12
838	03/08/15	08:30:00	a.m.	18.1896	45%	52.12
839	03/08/15	08:35:00	a.m.	18.0912	45%	52.12
840	03/08/15	08:40:00	a.m.	18.0736	45%	52.12
841	03/08/15	08:45:00	a.m.	17.9456	45%	52.12
842	03/08/15	08:50:00	a.m.	18.056	45%	52.12
843	03/08/15	08:55:00	a.m.	18.0856	45%	52.12
844	03/08/15	09:00:00	a.m.	17.9544	45%	52.12
845	03/08/15	09:05:00	a.m.	17.8384	45%	52.12
846	03/08/15	09:10:00	a.m.	18.2016	46%	54.17
847	03/08/15	09:15:00	a.m.	18.7496	47%	56.25
848	03/08/15	09:20:00	a.m.	18.7936	47%	56.25
849	03/08/15	09:25:00	a.m.	18.4456	46%	54.17
850	03/08/15	09:30:00	a.m.	18.3768	46%	54.17
851	03/08/15	09:35:00	a.m.	18.4368	46%	54.17
852	03/08/15	09:40:00	a.m.	18.4936	46%	54.17
853	03/08/15	09:45:00	a.m.	19.02	48%	58.34
854	03/08/15	09:50:00	a.m.	19.2256	48%	58.34
855	03/08/15	09:55:00	a.m.	18.5856	46%	54.17
856	03/08/15	10:00:00	a.m.	18.5888	46%	54.17
857	03/08/15	10:05:00	a.m.	18.6216	47%	56.25
858	03/08/15	10:10:00	a.m.	18.9216	47%	56.25

N°	Fecha	Hora	am/pm	TIRANTE (CM) PUNTO P-4	TIRANTE (%)	Q (L/S) PUNTO P-4
859	03/08/15	10:15:00	a.m.	19.184	48%	58.34
860	03/08/15	10:20:00	a.m.	19.4784	49%	60.44
861	03/08/15	10:25:00	a.m.	19.2496	48%	58.34
862	03/08/15	10:30:00	a.m.	19.3952	48%	58.34
863	03/08/15	10:35:00	a.m.	19.4008	49%	60.44
864	03/08/15	10:40:00	a.m.	19.5288	49%	60.44
865	03/08/15	10:45:00	a.m.	19.8832	50%	62.56
866	03/08/15	10:50:00	a.m.	19.5112	49%	60.44
867	03/08/15	10:55:00	a.m.	19.7288	49%	60.44
868	03/08/15	11:00:00	a.m.	19.8656	50%	62.56
869	03/08/15	11:05:00	a.m.	19.496	49%	60.44
870	03/08/15	11:10:00	a.m.	19.4608	49%	60.44
871	03/08/15	11:15:00	a.m.	19.6392	49%	60.44
872	03/08/15	11:20:00	a.m.	19.3744	48%	58.34
873	03/08/15	11:25:00	a.m.	19.2672	48%	58.34
874	03/08/15	11:30:00	a.m.	19.5856	49%	60.44
875	03/08/15	11:35:00	a.m.	20.0112	50%	62.56
876	03/08/15	11:40:00	a.m.	19.8536	50%	62.56
877	03/08/15	11:45:00	a.m.	19.812	50%	62.56
878	03/08/15	11:50:00	a.m.	19.9432	50%	62.56
879	03/08/15	11:55:00	a.m.	19.8448	50%	62.56
880	03/08/15	12:00:00	p.m.	19.9336	50%	62.56
881	03/08/15	12:05:00	p.m.	19.7464	49%	60.44
882	03/08/15	12:10:00	p.m.	19.636	49%	60.44
883	03/08/15	12:15:00	p.m.	19.916	50%	62.56
884	03/08/15	12:20:00	p.m.	20.3264	51%	64.69
885	03/08/15	12:25:00	p.m.	20.032	50%	62.56
886	03/08/15	12:30:00	p.m.	19.9216	50%	62.56
887	03/08/15	12:35:00	p.m.	19.7496	49%	60.44
888	03/08/15	12:40:00	p.m.	19.6304	49%	60.44
889	03/08/15	12:45:00	p.m.	19.812	50%	62.56
890	03/08/15	12:50:00	p.m.	19.6032	49%	60.44
891	03/08/15	12:55:00	p.m.	19.4752	49%	60.44
892	03/08/15	01:00:00	p.m.	19.7376	49%	60.44
893	03/08/15	01:05:00	p.m.	19.88	50%	62.56
894	03/08/15	01:10:00	p.m.	19.8536	50%	62.56
895	03/08/15	01:15:00	p.m.	19.8536	50%	62.56
896	03/08/15	01:20:00	p.m.	19.7936	49%	60.44
897	03/08/15	01:25:00	p.m.	19.624	49%	60.44
898	03/08/15	01:30:00	p.m.	19.5912	49%	60.44
899	03/08/15	01:35:00	p.m.	19.6872	49%	60.44
900	03/08/15	01:40:00	p.m.	19.0616	48%	58.34
901	03/08/15	01:45:00	p.m.	18.7672	47%	56.25

N°	Fecha	Hora	am/pm	TIRANTE (CM) PUNTO P-4	TIRANTE (%)	Q (L/S) PUNTO P-4
902	03/08/15	01:50:00	p.m.	18.7312	47%	56.25
903	03/08/15	01:55:00	p.m.	18.904	47%	56.25
904	03/08/15	02:00:00	p.m.	19.0528	48%	58.34
905	03/08/15	02:05:00	p.m.	18.672	47%	56.25
906	03/08/15	02:10:00	p.m.	18.6776	47%	56.25
907	03/08/15	02:15:00	p.m.	21.9344	55%	73.29
908	03/08/15	02:20:00	p.m.	24.4568	61%	86.21
909	03/08/15	02:25:00	p.m.	26.316	66%	96.72
910	03/08/15	02:30:00	p.m.	26.2904	66%	96.72
911	03/08/15	02:35:00	p.m.	26.3056	66%	96.72
912	03/08/15	02:40:00	p.m.	26.3648	66%	96.72
913	03/08/15	02:45:00	p.m.	26.292	66%	96.72
914	03/08/15	02:50:00	p.m.	26.2192	66%	96.72
915	03/08/15	02:55:00	p.m.	26.3856	66%	96.72
916	03/08/15	03:00:00	p.m.	26.6104	67%	98.76
917	03/08/15	03:05:00	p.m.	26.256	66%	96.72
918	03/08/15	03:10:00	p.m.	24.6248	62%	88.34
919	03/08/15	03:15:00	p.m.	23.8968	60%	84.06
920	03/08/15	03:20:00	p.m.	23.4912	59%	81.92
921	03/08/15	03:25:00	p.m.	22.2704	56%	75.45
922	03/08/15	03:30:00	p.m.	21.5056	54%	71.13
923	03/08/15	03:35:00	p.m.	20.8384	52%	66.83
924	03/08/15	03:40:00	p.m.	19.9608	50%	62.56
925	03/08/15	03:45:00	p.m.	19.4576	49%	60.44
926	03/08/15	03:50:00	p.m.	19.1688	48%	58.34
927	03/08/15	03:55:00	p.m.	18.0376	45%	52.12
928	03/08/15	04:00:00	p.m.	17.5736	44%	50.08
929	03/08/15	04:05:00	p.m.	17.368	43%	48.07
930	03/08/15	04:10:00	p.m.	17.5856	44%	50.08
931	03/08/15	04:15:00	p.m.	17.4928	44%	50.08
932	03/08/15	04:20:00	p.m.	17.4456	44%	50.08
933	03/08/15	04:25:00	p.m.	17.52	44%	50.08
934	03/08/15	04:30:00	p.m.	17.2224	43%	48.07
935	03/08/15	04:35:00	p.m.	17.16	43%	48.07
936	03/08/15	04:40:00	p.m.	17.356	43%	48.07
937	03/08/15	04:45:00	p.m.	17.4424	44%	50.08
938	03/08/15	04:50:00	p.m.	17.6272	44%	50.08
939	03/08/15	04:55:00	p.m.	17.404	44%	50.08
940	03/08/15	05:00:00	p.m.	17.2816	43%	48.07
941	03/08/15	05:05:00	p.m.	17.4216	44%	50.08
942	03/08/15	05:10:00	p.m.	17.472	44%	50.08
943	03/08/15	05:15:00	p.m.	17.1032	43%	48.07
944	03/08/15	05:20:00	p.m.	16.9456	42%	46.08

N°	Fecha	Hora	am/pm	TIRANTE (CM) PUNTO P-4	TIRANTE (%)	Q (L/S) PUNTO P-4
945	03/08/15	05:25:00	p.m.	17.148	43%	48.07
946	03/08/15	05:30:00	p.m.	17.1208	43%	48.07
947	03/08/15	05:35:00	p.m.	17.1328	43%	48.07
948	03/08/15	05:40:00	p.m.	16.844	42%	46.08
949	03/08/15	05:45:00	p.m.	16.6152	42%	46.08
950	03/08/15	05:50:00	p.m.	17.0856	43%	48.07
951	03/08/15	05:55:00	p.m.	16.704	42%	46.08
952	03/08/15	06:00:00	p.m.	16.7696	42%	46.08
953	03/08/15	06:05:00	p.m.	16.5112	41%	44.11
954	03/08/15	06:10:00	p.m.	16.472	41%	44.11
955	03/08/15	06:15:00	p.m.	16.5824	41%	44.11
956	03/08/15	06:20:00	p.m.	16.5648	41%	44.11
957	03/08/15	06:25:00	p.m.	16.752	42%	46.08
958	03/08/15	06:30:00	p.m.	16.5496	41%	44.11
959	03/08/15	06:35:00	p.m.	16.368	41%	44.11
960	03/08/15	06:40:00	p.m.	16.3504	41%	44.11
961	03/08/15	06:45:00	p.m.	16.332	41%	44.11
962	03/08/15	06:50:00	p.m.	16.3472	41%	44.11
963	03/08/15	06:55:00	p.m.	16.3768	41%	44.11
964	03/08/15	07:00:00	p.m.	16.4392	41%	44.11
965	03/08/15	07:05:00	p.m.	16.3296	41%	44.11
966	03/08/15	07:10:00	p.m.	16.2872	41%	44.11
967	03/08/15	07:15:00	p.m.	15.8384	40%	42.17
968	03/08/15	07:20:00	p.m.	15.9632	40%	42.17
969	03/08/15	07:25:00	p.m.	15.996	40%	42.17
970	03/08/15	07:30:00	p.m.	15.6272	39%	40.25
971	03/08/15	07:35:00	p.m.	15.552	39%	40.25
972	03/08/15	07:40:00	p.m.	15.5288	39%	40.25
973	03/08/15	07:45:00	p.m.	15.612	39%	40.25
974	03/08/15	07:50:00	p.m.	15.5672	39%	40.25
975	03/08/15	07:55:00	p.m.	15.392	38%	38.37
976	03/08/15	08:00:00	p.m.	15.2104	38%	38.37
977	03/08/15	08:05:00	p.m.	15.8648	40%	42.17
978	03/08/15	08:10:00	p.m.	15.7936	39%	40.25
979	03/08/15	08:15:00	p.m.	15.2872	38%	38.37
980	03/08/15	08:20:00	p.m.	14.8704	37%	36.51
981	03/08/15	08:25:00	p.m.	14.7816	37%	36.51
982	03/08/15	08:30:00	p.m.	14.728	37%	36.51
983	03/08/15	08:35:00	p.m.	14.1712	35%	32.90
984	03/08/15	08:40:00	p.m.	14.368	36%	34.69
985	03/08/15	08:45:00	p.m.	14.636	37%	36.51
986	03/08/15	08:50:00	p.m.	14.9128	37%	36.51
987	03/08/15	08:55:00	p.m.	14.8704	37%	36.51

N°	Fecha	Hora	am/pm	TIRANTE (CM) PUNTO P-4	TIRANTE (%)	Q (L/S) PUNTO P-4
988	03/08/15	09:00:00	p.m.	14.9424	37%	36.51
989	03/08/15	09:05:00	p.m.	15.1328	38%	38.37
990	03/08/15	09:10:00	p.m.	15.1208	38%	38.37
991	03/08/15	09:15:00	p.m.	15.0048	38%	38.37
992	03/08/15	09:20:00	p.m.	15.0496	38%	38.37
993	03/08/15	09:25:00	p.m.	14.8024	37%	36.51
994	03/08/15	09:30:00	p.m.	15.1592	38%	38.37
995	03/08/15	09:35:00	p.m.	15.2456	38%	38.37
996	03/08/15	09:40:00	p.m.	15.0496	38%	38.37
997	03/08/15	09:45:00	p.m.	14.9808	37%	36.51
998	03/08/15	09:50:00	p.m.	14.8352	37%	36.51
999	03/08/15	09:55:00	p.m.	14.5824	36%	34.69
1000	03/08/15	10:00:00	p.m.	14.7696	37%	36.51
1001	03/08/15	10:05:00	p.m.	14.436	36%	34.69
1002	03/08/15	10:10:00	p.m.	14.3824	36%	34.69
1003	03/08/15	10:15:00	p.m.	14.9688	37%	36.51
1004	03/08/15	10:20:00	p.m.	14.2192	36%	34.69
1005	03/08/15	10:25:00	p.m.	13.868	35%	32.90
1006	03/08/15	10:30:00	p.m.	14.344	36%	34.69
1007	03/08/15	10:35:00	p.m.	14.5728	36%	34.69
1008	03/08/15	10:40:00	p.m.	14.2752	36%	34.69
1009	03/08/15	10:45:00	p.m.	14.04	35%	32.90
1010	03/08/15	10:50:00	p.m.	13.9896	35%	32.90
1011	03/08/15	10:55:00	p.m.	13.8288	35%	32.90
1012	03/08/15	11:00:00	p.m.	13.8912	35%	32.90
1013	03/08/15	11:05:00	p.m.	13.8768	35%	32.90
1014	03/08/15	11:10:00	p.m.	14.3648	36%	34.69
1015	03/08/15	11:15:00	p.m.	14.332	36%	34.69
1016	03/08/15	11:20:00	p.m.	14.1656	35%	32.90
1017	03/08/15	11:25:00	p.m.	13.8168	35%	32.90
1018	03/08/15	11:30:00	p.m.	13.088	33%	29.43
1019	03/08/15	11:35:00	p.m.	13.0344	33%	29.43
1020	03/08/15	11:40:00	p.m.	12.4656	31%	26.11
1021	03/08/15	11:45:00	p.m.	11.9744	30%	24.50
1022	03/08/15	11:50:00	p.m.	12.7304	32%	27.75
1023	03/08/15	11:55:00	p.m.	12.3736	31%	26.11
1024	04/08/15	12:00:00	a.m.	12.3288	31%	26.11
1025	04/08/15	12:05:00	a.m.	12.7184	32%	27.75
1026	04/08/15	12:10:00	a.m.	13.3704	33%	29.43
1027	04/08/15	12:15:00	a.m.	13.4632	34%	31.15
1028	04/08/15	12:20:00	a.m.	13.4272	34%	31.15
1029	04/08/15	12:25:00	a.m.	13.2928	33%	29.43
1030	04/08/15	12:30:00	a.m.	13.4096	34%	31.15

N°	Fecha	Hora	am/pm	TIRANTE (CM) PUNTO P-4	TIRANTE (%)	Q (L/S) PUNTO P-4
1031	04/08/15	12:35:00	a.m.	13.1176	33%	29.43
1032	04/08/15	12:40:00	a.m.	13.2608	33%	29.43
1033	04/08/15	12:45:00	a.m.	13.2576	33%	29.43
1034	04/08/15	12:50:00	a.m.	13.3256	33%	29.43
1035	04/08/15	12:55:00	a.m.	13.1952	33%	29.43
1036	04/08/15	01:00:00	a.m.	13.3616	33%	29.43
1037	04/08/15	01:05:00	a.m.	13.3824	33%	29.43
1038	04/08/15	01:10:00	a.m.	12.68	32%	27.75
1039	04/08/15	01:15:00	a.m.	12.6624	32%	27.75
1040	04/08/15	01:20:00	a.m.	13.0728	33%	29.43
1041	04/08/15	01:25:00	a.m.	13.0488	33%	29.43
1042	04/08/15	01:30:00	a.m.	12.8256	32%	27.75
1043	04/08/15	01:35:00	a.m.	12.6144	32%	27.75
1044	04/08/15	01:40:00	a.m.	12.564	31%	26.11
1045	04/08/15	01:45:00	a.m.	12.5784	31%	26.11
1046	04/08/15	01:50:00	a.m.	12.4272	31%	26.11
1047	04/08/15	01:55:00	a.m.	12.6	32%	27.75
1048	04/08/15	02:00:00	a.m.	12.2456	31%	26.11
1049	04/08/15	02:05:00	a.m.	12.3976	31%	26.11
1050	04/08/15	02:10:00	a.m.	12.2576	31%	26.11
1051	04/08/15	02:15:00	a.m.	12.076	30%	24.50
1052	04/08/15	02:20:00	a.m.	12.2008	31%	26.11
1053	04/08/15	02:25:00	a.m.	12.564	31%	26.11
1054	04/08/15	02:30:00	a.m.	12.5816	31%	26.11
1055	04/08/15	02:35:00	a.m.	12.0552	30%	24.50
1056	04/08/15	02:40:00	a.m.	12.0016	30%	24.50
1057	04/08/15	02:45:00	a.m.	11.9928	30%	24.50
1058	04/08/15	02:50:00	a.m.	12.1296	30%	24.50
1059	04/08/15	02:55:00	a.m.	12.016	30%	24.50
1060	04/08/15	03:00:00	a.m.	11.9184	30%	24.50
1061	04/08/15	03:05:00	a.m.	12.0016	30%	24.50
1062	04/08/15	03:10:00	a.m.	11.9392	30%	24.50
1063	04/08/15	03:15:00	a.m.	12.1712	30%	24.50
1064	04/08/15	03:20:00	a.m.	11.8496	30%	24.50
1065	04/08/15	03:25:00	a.m.	11.8376	30%	24.50
1066	04/08/15	03:30:00	a.m.	12.1056	30%	24.50
1067	04/08/15	03:35:00	a.m.	12.3704	31%	26.11
1068	04/08/15	03:40:00	a.m.	12.3256	31%	26.11
1069	04/08/15	03:45:00	a.m.	12.9032	32%	27.75
1070	04/08/15	03:50:00	a.m.	12.6208	32%	27.75
1071	04/08/15	03:55:00	a.m.	12.4568	31%	26.11
1072	04/08/15	04:00:00	a.m.	12.3824	31%	26.11
1073	04/08/15	04:05:00	a.m.	11.8944	30%	24.50

N°	Fecha	Hora	am/pm	TIRANTE (CM) PUNTO P-4	TIRANTE (%)	Q (L/S) PUNTO P-4
1074	04/08/15	04:10:00	a.m.	11.6832	29%	22.94
1075	04/08/15	04:15:00	a.m.	11.8584	30%	24.50
1076	04/08/15	04:20:00	a.m.	11.936	30%	24.50
1077	04/08/15	04:25:00	a.m.	11.9776	30%	24.50
1078	04/08/15	04:30:00	a.m.	11.912	30%	24.50
1079	04/08/15	04:35:00	a.m.	12.0344	30%	24.50
1080	04/08/15	04:40:00	a.m.	12.1416	30%	24.50
1081	04/08/15	04:45:00	a.m.	11.9536	30%	24.50
1082	04/08/15	04:50:00	a.m.	12.1952	30%	24.50
1083	04/08/15	04:55:00	a.m.	12.1976	30%	24.50
1084	04/08/15	05:00:00	a.m.	12.1592	30%	24.50
1085	04/08/15	05:05:00	a.m.	12.4184	31%	26.11
1086	04/08/15	05:10:00	a.m.	12.2336	31%	26.11
1087	04/08/15	05:15:00	a.m.	12.46	31%	26.11
1088	04/08/15	05:20:00	a.m.	12.504	31%	26.11
1089	04/08/15	05:25:00	a.m.	12.2904	31%	26.11
1090	04/08/15	05:30:00	a.m.	12.692	32%	27.75
1091	04/08/15	05:35:00	a.m.	12.9568	32%	27.75
1092	04/08/15	05:40:00	a.m.	13.8736	35%	32.90
1093	04/08/15	05:45:00	a.m.	14.6984	37%	36.51
1094	04/08/15	05:50:00	a.m.	14.9152	37%	36.51
1095	04/08/15	05:55:00	a.m.	15.8472	40%	42.17
1096	04/08/15	06:00:00	a.m.	16.076	40%	42.17
1097	04/08/15	06:05:00	a.m.	16.532	41%	44.11
1098	04/08/15	06:10:00	a.m.	17.7848	44%	50.08
1099	04/08/15	06:15:00	a.m.	17.8952	45%	52.12
1100	04/08/15	06:20:00	a.m.	18.0048	45%	52.12
1101	04/08/15	06:25:00	a.m.	17.9456	45%	52.12
1102	04/08/15	06:30:00	a.m.	17.4368	44%	50.08
1103	04/08/15	06:35:00	a.m.	17.5768	44%	50.08
1104	04/08/15	06:40:00	a.m.	17.6864	44%	50.08
1105	04/08/15	06:45:00	a.m.	17.8472	45%	52.12
1106	04/08/15	06:50:00	a.m.	17.856	45%	52.12
1107	04/08/15	06:55:00	a.m.	17.9096	45%	52.12
1108	04/08/15	07:00:00	a.m.	17.9608	45%	52.12
1109	04/08/15	07:05:00	a.m.	18.1272	45%	52.12
1110	04/08/15	07:10:00	a.m.	18.5352	46%	54.17
1111	04/08/15	07:15:00	a.m.	18.8024	47%	56.25
1112	04/08/15	07:20:00	a.m.	18.6328	47%	56.25
1113	04/08/15	07:25:00	a.m.	18.8416	47%	56.25
1114	04/08/15	07:30:00	a.m.	19.0616	48%	58.34
1115	04/08/15	07:35:00	a.m.	19.0264	48%	58.34
1116	04/08/15	07:40:00	a.m.	19.056	48%	58.34

N°	Fecha	Hora	am/pm	TIRANTE (CM) PUNTO P-4	TIRANTE (%)	Q (L/S) PUNTO P-4
1117	04/08/15	07:45:00	a.m.	18.8656	47%	56.25
1118	04/08/15	07:50:00	a.m.	18.8984	47%	56.25
1119	04/08/15	07:55:00	a.m.	19.0144	48%	58.34
1120	04/08/15	08:00:00	a.m.	18.9608	47%	56.25
1121	04/08/15	08:05:00	a.m.	18.94	47%	56.25
1122	04/08/15	08:10:00	a.m.	18.7192	47%	56.25
1123	04/08/15	08:15:00	a.m.	18.6536	47%	56.25
1124	04/08/15	08:20:00	a.m.	18.752	47%	56.25
1125	04/08/15	08:25:00	a.m.	18.7584	47%	56.25
1126	04/08/15	08:30:00	a.m.	18.9216	47%	56.25
1127	04/08/15	08:35:00	a.m.	19.4192	49%	60.44
1128	04/08/15	08:40:00	a.m.	19.6096	49%	60.44
1129	04/08/15	08:45:00	a.m.	19.3984	48%	58.34
1130	04/08/15	08:50:00	a.m.	19.2936	48%	58.34
1131	04/08/15	08:55:00	a.m.	19.4104	49%	60.44
1132	04/08/15	09:00:00	a.m.	19.836	50%	62.56
1133	04/08/15	09:05:00	a.m.	20.136	50%	62.56
1134	04/08/15	09:10:00	a.m.	19.5144	49%	60.44
1135	04/08/15	09:15:00	a.m.	19.2968	48%	58.34
1136	04/08/15	09:20:00	a.m.	19.2432	48%	58.34
1137	04/08/15	09:25:00	a.m.	19.6448	49%	60.44
1138	04/08/15	09:30:00	a.m.	19.6336	49%	60.44
1139	04/08/15	09:35:00	a.m.	19.496	49%	60.44
1140	04/08/15	09:40:00	a.m.	19.3176	48%	58.34
1141	04/08/15	09:45:00	a.m.	19.4336	49%	60.44
1142	04/08/15	09:50:00	a.m.	19.824	50%	62.56
1143	04/08/15	09:55:00	a.m.	19.752	49%	60.44
1144	04/08/15	10:00:00	a.m.	19.7848	49%	60.44
1145	04/08/15	10:05:00	a.m.	19.684	49%	60.44
1146	04/08/15	10:10:00	a.m.	19.7192	49%	60.44
1147	04/08/15	10:15:00	a.m.	19.7312	49%	60.44
1148	04/08/15	10:20:00	a.m.	19.94	50%	62.56
1149	04/08/15	10:25:00	a.m.	20.1128	50%	62.56
1150	04/08/15	10:30:00	a.m.	20.196	50%	62.56
1151	04/08/15	10:35:00	a.m.	20.2256	51%	64.69
1152	04/08/15	10:40:00	a.m.	20.1008	50%	62.56
			Max	26.61	67%	98.76
			Prom	16.62	42%	45.87
			Min	10.50	26%	18.52

2.4 PUNTO P-5 PUENTE PIEDRA

N°	Fecha	Hora	am/pm	TIRANTE (CM) PUNTO P-5	TIRANTE (%)	Q (L/S) PUNTO P-5
1	11/08/15	10:20:00	a.m.	19.734	32%	78.08
2	11/08/15	10:25:00	a.m.	19.7552	32%	78.08
3	11/08/15	10:30:00	a.m.	18.5856	30%	68.95
4	11/08/15	10:35:00	a.m.	18.0736	30%	68.95
5	11/08/15	10:40:00	a.m.	19.1904	31%	73.46
6	11/08/15	10:45:00	a.m.	19.8152	32%	78.08
7	11/08/15	10:50:00	a.m.	19.684	32%	78.08
8	11/08/15	10:55:00	a.m.	17.9128	29%	64.56
9	11/08/15	11:00:00	a.m.	19.1392	31%	73.46
10	11/08/15	11:05:00	a.m.	19.2496	32%	78.08
11	11/08/15	11:10:00	a.m.	17.9784	29%	64.56
12	11/08/15	11:15:00	a.m.	19.0624	31%	73.46
13	11/08/15	11:20:00	a.m.	18.86	31%	73.46
14	11/08/15	11:25:00	a.m.	19.8208	32%	78.08
15	11/08/15	11:30:00	a.m.	19.9464	33%	82.81
16	11/08/15	11:35:00	a.m.	20.0176	33%	82.81
17	11/08/15	11:40:00	a.m.	18.8504	31%	73.46
18	11/08/15	11:45:00	a.m.	19.9256	33%	82.81
19	11/08/15	11:50:00	a.m.	20.2944	33%	82.81
20	11/08/15	11:55:00	a.m.	20.1456	33%	82.81
21	11/08/15	12:00:00	p.m.	19.7736	32%	78.08
22	11/08/15	12:05:00	p.m.	20.2768	33%	82.81
23	11/08/15	12:10:00	p.m.	20.4344	33%	82.81
24	11/08/15	12:15:00	p.m.	19.9792	33%	82.81
25	11/08/15	12:20:00	p.m.	19.2968	32%	78.08
26	11/08/15	12:25:00	p.m.	20.1904	33%	82.81
27	11/08/15	12:30:00	p.m.	20.44	34%	87.64
28	11/08/15	12:35:00	p.m.	19.3712	32%	78.08
29	11/08/15	12:40:00	p.m.	19.8688	33%	82.81
30	11/08/15	12:45:00	p.m.	20.6816	34%	87.64
31	11/08/15	12:50:00	p.m.	20.7584	34%	87.64
32	11/08/15	12:55:00	p.m.	19.4904	32%	78.08
33	11/08/15	01:00:00	p.m.	20.6664	34%	87.64
34	11/08/15	01:05:00	p.m.	21.0176	34%	87.64
35	11/08/15	01:10:00	p.m.	19.6064	32%	78.08
36	11/08/15	01:15:00	p.m.	20.0088	33%	82.81
37	11/08/15	01:20:00	p.m.	20.348	33%	82.81
38	11/08/15	01:25:00	p.m.	20.4968	34%	87.64
39	11/08/15	01:30:00	p.m.	20.5208	34%	87.64
40	11/08/15	01:35:00	p.m.	20.5	34%	87.64
41	11/08/15	01:40:00	p.m.	20.0504	33%	82.81

N°	Fecha	Hora	am/pm	TIRANTE (CM) PUNTO P-5	TIRANTE (%)	Q (L/S) PUNTO P-5
42	11/08/15	01:45:00	p.m.	19.5472	32%	78.08
43	11/08/15	01:50:00	p.m.	21.2376	35%	92.58
44	11/08/15	01:55:00	p.m.	21.2376	35%	92.58
45	11/08/15	02:00:00	p.m.	20.672	34%	87.64
46	11/08/15	02:05:00	p.m.	21.1512	35%	92.58
47	11/08/15	02:10:00	p.m.	20.5176	34%	87.64
48	11/08/15	02:15:00	p.m.	18.8744	31%	73.46
49	11/08/15	02:20:00	p.m.	19.696	32%	78.08
50	11/08/15	02:25:00	p.m.	19.9608	33%	82.81
51	11/08/15	02:30:00	p.m.	18.4848	30%	68.95
52	11/08/15	02:35:00	p.m.	18.6872	31%	73.46
53	11/08/15	02:40:00	p.m.	19.2648	32%	78.08
54	11/08/15	02:45:00	p.m.	19.7648	32%	78.08
55	11/08/15	02:50:00	p.m.	18.3744	30%	68.95
56	11/08/15	02:55:00	p.m.	18.7528	31%	73.46
57	11/08/15	03:00:00	p.m.	19.5024	32%	78.08
58	11/08/15	03:05:00	p.m.	17.8776	29%	64.56
59	11/08/15	03:10:00	p.m.	18.94	31%	73.46
60	11/08/15	03:15:00	p.m.	18.9728	31%	73.46
61	11/08/15	03:20:00	p.m.	18.3384	30%	68.95
62	11/08/15	03:25:00	p.m.	19.3896	32%	78.08
63	11/08/15	03:30:00	p.m.	19.4576	32%	78.08
64	11/08/15	03:35:00	p.m.	19.5736	32%	78.08
65	11/08/15	03:40:00	p.m.	18.7616	31%	73.46
66	11/08/15	03:45:00	p.m.	18.5352	30%	68.95
67	11/08/15	03:50:00	p.m.	19.6928	32%	78.08
68	11/08/15	03:55:00	p.m.	19.6544	32%	78.08
69	11/08/15	04:00:00	p.m.	19.2112	31%	73.46
70	11/08/15	04:05:00	p.m.	19.9816	33%	82.81
71	11/08/15	04:10:00	p.m.	20.128	33%	82.81
72	11/08/15	04:15:00	p.m.	18.2528	30%	68.95
73	11/08/15	04:20:00	p.m.	19.2792	32%	78.08
74	11/08/15	04:25:00	p.m.	19.056	31%	73.46
75	11/08/15	04:30:00	p.m.	17.6984	29%	64.56
76	11/08/15	04:35:00	p.m.	18.336	30%	68.95
77	11/08/15	04:40:00	p.m.	19.1008	31%	73.46
78	11/08/15	04:45:00	p.m.	19.2616	32%	78.08
79	11/08/15	04:50:00	p.m.	17.8296	29%	64.56
80	11/08/15	04:55:00	p.m.	19.5264	32%	78.08
81	11/08/15	05:00:00	p.m.	18.1456	30%	68.95
82	11/08/15	05:05:00	p.m.	18.684	31%	73.46
83	11/08/15	05:10:00	p.m.	18.7224	31%	73.46
84	11/08/15	05:15:00	p.m.	18.6184	31%	73.46

N°	Fecha	Hora	am/pm	TIRANTE (CM) PUNTO P-5	TIRANTE (%)	Q (L/S) PUNTO P-5
85	11/08/15	05:20:00	p.m.	19.7232	32%	78.08
86	11/08/15	05:25:00	p.m.	20.092	33%	82.81
87	11/08/15	05:30:00	p.m.	20	33%	82.81
88	11/08/15	05:35:00	p.m.	19.8984	33%	82.81
89	11/08/15	05:40:00	p.m.	18.136	30%	68.95
90	11/08/15	05:45:00	p.m.	19.0832	31%	73.46
91	11/08/15	05:50:00	p.m.	18.9368	31%	73.46
92	11/08/15	05:55:00	p.m.	17.5736	29%	64.56
93	11/08/15	06:00:00	p.m.	18.6896	31%	73.46
94	11/08/15	06:05:00	p.m.	19.0712	31%	73.46
95	11/08/15	06:10:00	p.m.	17.3656	28%	60.29
96	11/08/15	06:15:00	p.m.	18.4992	30%	68.95
97	11/08/15	06:20:00	p.m.	18.52	30%	68.95
98	11/08/15	06:25:00	p.m.	17.452	29%	64.56
99	11/08/15	06:30:00	p.m.	18.7528	31%	73.46
100	11/08/15	06:35:00	p.m.	17.8	29%	64.56
101	11/08/15	06:40:00	p.m.	17.7432	29%	64.56
102	11/08/15	06:45:00	p.m.	18.348	30%	68.95
103	11/08/15	06:50:00	p.m.	16.6184	27%	56.14
104	11/08/15	06:55:00	p.m.	18.404	30%	68.95
105	11/08/15	07:00:00	p.m.	18.3864	30%	68.95
106	11/08/15	07:05:00	p.m.	17.8688	29%	64.56
107	11/08/15	07:10:00	p.m.	18.6576	31%	73.46
108	11/08/15	07:15:00	p.m.	16.9696	28%	60.29
109	11/08/15	07:20:00	p.m.	17.6424	29%	64.56
110	11/08/15	07:25:00	p.m.	17.9968	30%	68.95
111	11/08/15	07:30:00	p.m.	18.0592	30%	68.95
112	11/08/15	07:35:00	p.m.	16.6008	27%	56.14
113	11/08/15	07:40:00	p.m.	17.416	29%	64.56
114	11/08/15	07:45:00	p.m.	17.8088	29%	64.56
115	11/08/15	07:50:00	p.m.	16.5704	27%	56.14
116	11/08/15	07:55:00	p.m.	16.2488	27%	56.14
117	11/08/15	08:00:00	p.m.	16.6448	27%	56.14
118	11/08/15	08:05:00	p.m.	18.6512	31%	73.46
119	11/08/15	08:10:00	p.m.	19.032	31%	73.46
120	11/08/15	08:15:00	p.m.	17.7912	29%	64.56
121	11/08/15	08:20:00	p.m.	17.6808	29%	64.56
122	11/08/15	08:25:00	p.m.	19.1872	31%	73.46
123	11/08/15	08:30:00	p.m.	18.44	30%	68.95
124	11/08/15	08:35:00	p.m.	17.8712	29%	64.56
125	11/08/15	08:40:00	p.m.	18.532	30%	68.95
126	11/08/15	08:45:00	p.m.	17.7552	29%	64.56
127	11/08/15	08:50:00	p.m.	16.9936	28%	60.29

N°	Fecha	Hora	am/pm	TIRANTE (CM) PUNTO P-5	TIRANTE (%)	Q (L/S) PUNTO P-5
128	11/08/15	08:55:00	p.m.	19.0624	31%	73.46
129	11/08/15	09:00:00	p.m.	17.7376	29%	64.56
130	11/08/15	09:05:00	p.m.	16.6448	27%	56.14
131	11/08/15	09:10:00	p.m.	17.1424	28%	60.29
132	11/08/15	09:15:00	p.m.	15.0016	25%	48.23
133	11/08/15	09:20:00	p.m.	13.6152	22%	37.37
134	11/08/15	09:25:00	p.m.	15.0344	25%	48.23
135	11/08/15	09:30:00	p.m.	14.3088	23%	40.85
136	11/08/15	09:35:00	p.m.	13.1296	22%	37.37
137	11/08/15	09:40:00	p.m.	13.5824	22%	37.37
138	11/08/15	09:45:00	p.m.	14.4512	24%	44.47
139	11/08/15	09:50:00	p.m.	12.9872	21%	34.03
140	11/08/15	09:55:00	p.m.	12.9096	21%	34.03
141	11/08/15	10:00:00	p.m.	14.2576	23%	40.85
142	11/08/15	10:05:00	p.m.	14.1208	23%	40.85
143	11/08/15	10:10:00	p.m.	13.0256	21%	34.03
144	11/08/15	10:15:00	p.m.	12.8264	21%	34.03
145	11/08/15	10:20:00	p.m.	13.6592	22%	37.37
146	11/08/15	10:25:00	p.m.	13.996	23%	40.85
147	11/08/15	10:30:00	p.m.	12.2728	20%	30.83
148	11/08/15	10:35:00	p.m.	12.1656	20%	30.83
149	11/08/15	10:40:00	p.m.	12.5552	21%	34.03
150	11/08/15	10:45:00	p.m.	13.6832	22%	37.37
151	11/08/15	10:50:00	p.m.	12.1952	20%	30.83
152	11/08/15	10:55:00	p.m.	11.6208	19%	27.78
153	11/08/15	11:00:00	p.m.	11.5848	19%	27.78
154	11/08/15	11:05:00	p.m.	13.2664	22%	37.37
155	11/08/15	11:10:00	p.m.	12.6864	21%	34.03
156	11/08/15	11:15:00	p.m.	12.076	20%	30.83
157	11/08/15	11:20:00	p.m.	11.7192	19%	27.78
158	11/08/15	11:25:00	p.m.	11.3912	19%	27.78
159	11/08/15	11:30:00	p.m.	13.1656	22%	37.37
160	11/08/15	11:35:00	p.m.	11.4864	19%	27.78
161	11/08/15	11:40:00	p.m.	10.5904	17%	22.14
162	11/08/15	11:45:00	p.m.	10.6176	17%	22.14
163	11/08/15	11:50:00	p.m.	10.7392	18%	24.89
164	11/08/15	11:55:00	p.m.	12.5432	21%	34.03
165	12/08/15	12:00:00	a.m.	11.5704	19%	27.78
166	12/08/15	12:05:00	a.m.	10.656	17%	22.14
167	12/08/15	12:10:00	a.m.	10.4832	17%	22.14
168	12/08/15	12:15:00	a.m.	11.9424	20%	30.83
169	12/08/15	12:20:00	a.m.	11.2096	18%	24.89
170	12/08/15	12:25:00	a.m.	9.8168	16%	19.55

N°	Fecha	Hora	am/pm	TIRANTE (CM) PUNTO P-5	TIRANTE (%)	Q (L/S) PUNTO P-5
171	12/08/15	12:30:00	a.m.	10.1472	17%	22.14
172	12/08/15	12:35:00	a.m.	9.9864	16%	19.55
173	12/08/15	12:40:00	a.m.	9.9568	16%	19.55
174	12/08/15	12:45:00	a.m.	10.0248	16%	19.55
175	12/08/15	12:50:00	a.m.	11.7008	19%	27.78
176	12/08/15	12:55:00	a.m.	9.9272	16%	19.55
177	12/08/15	01:00:00	a.m.	9.1944	15%	17.11
178	12/08/15	01:05:00	a.m.	9.3704	15%	17.11
179	12/08/15	01:10:00	a.m.	9.0848	15%	17.11
180	12/08/15	01:15:00	a.m.	9.2872	15%	17.11
181	12/08/15	01:20:00	a.m.	9.0336	15%	17.11
182	12/08/15	01:25:00	a.m.	11.064	18%	24.89
183	12/08/15	01:30:00	a.m.	10.5728	17%	22.14
184	12/08/15	01:35:00	a.m.	9.18	15%	17.11
185	12/08/15	01:40:00	a.m.	8.6824	14%	14.84
186	12/08/15	01:45:00	a.m.	8.5128	14%	14.84
187	12/08/15	01:50:00	a.m.	7.9896	13%	12.72
188	12/08/15	01:55:00	a.m.	7.6944	13%	12.72
189	12/08/15	02:00:00	a.m.	8.0248	13%	12.72
190	12/08/15	02:05:00	a.m.	8.0696	13%	12.72
191	12/08/15	02:10:00	a.m.	8.0336	13%	12.72
192	12/08/15	02:15:00	a.m.	7.6408	13%	12.72
193	12/08/15	02:20:00	a.m.	8.3048	14%	14.84
194	12/08/15	02:25:00	a.m.	10.2368	17%	22.14
195	12/08/15	02:30:00	a.m.	8.3016	14%	14.84
196	12/08/15	02:35:00	a.m.	7.644	13%	12.72
197	12/08/15	02:40:00	a.m.	7.4416	12%	10.77
198	12/08/15	02:45:00	a.m.	7.3496	12%	10.77
199	12/08/15	02:50:00	a.m.	6.9472	11%	8.98
200	12/08/15	02:55:00	a.m.	6.3432	10%	7.35
201	12/08/15	03:00:00	a.m.	6.352	10%	7.35
202	12/08/15	03:05:00	a.m.	6.3488	10%	7.35
203	12/08/15	03:10:00	a.m.	6.4352	11%	8.98
204	12/08/15	03:15:00	a.m.	6.5752	11%	8.98
205	12/08/15	03:20:00	a.m.	6.6408	11%	8.98
206	12/08/15	03:25:00	a.m.	6.7688	11%	8.98
207	12/08/15	03:30:00	a.m.	7.6232	12%	10.77
208	12/08/15	03:35:00	a.m.	8.2568	14%	14.84
209	12/08/15	03:40:00	a.m.	7.0128	11%	8.98
210	12/08/15	03:45:00	a.m.	6.864	11%	8.98
211	12/08/15	03:50:00	a.m.	6.7184	11%	8.98
212	12/08/15	03:55:00	a.m.	6.62	11%	8.98
213	12/08/15	04:00:00	a.m.	6.3936	10%	7.35

N°	Fecha	Hora	am/pm	TIRANTE (CM) PUNTO P-5	TIRANTE (%)	Q (L/S) PUNTO P-5
214	12/08/15	04:05:00	a.m.	6.4656	11%	8.98
215	12/08/15	04:10:00	a.m.	6.3792	10%	7.35
216	12/08/15	04:15:00	a.m.	6.4384	11%	8.98
217	12/08/15	04:20:00	a.m.	6.5424	11%	8.98
218	12/08/15	04:25:00	a.m.	6.6048	11%	8.98
219	12/08/15	04:30:00	a.m.	8.8672	15%	17.11
220	12/08/15	04:35:00	a.m.	8.3408	14%	14.84
221	12/08/15	04:40:00	a.m.	6.7984	11%	8.98
222	12/08/15	04:45:00	a.m.	6.4504	11%	8.98
223	12/08/15	04:50:00	a.m.	6.8192	11%	8.98
224	12/08/15	04:55:00	a.m.	6.5632	11%	8.98
225	12/08/15	05:00:00	a.m.	6.6464	11%	8.98
226	12/08/15	05:05:00	a.m.	6.7064	11%	8.98
227	12/08/15	05:10:00	a.m.	6.3136	10%	7.35
228	12/08/15	05:15:00	a.m.	6.4712	11%	8.98
229	12/08/15	05:20:00	a.m.	7.132	12%	10.77
230	12/08/15	05:25:00	a.m.	6.828	11%	8.98
231	12/08/15	05:30:00	a.m.	6.6856	11%	8.98
232	12/08/15	05:35:00	a.m.	8.7008	14%	14.84
233	12/08/15	05:40:00	a.m.	10.9032	18%	24.89
234	12/08/15	05:45:00	a.m.	10.6832	18%	24.89
235	12/08/15	05:50:00	a.m.	9.5728	16%	19.55
236	12/08/15	05:55:00	a.m.	10.6	17%	22.14
237	12/08/15	06:00:00	a.m.	9.54	16%	19.55
238	12/08/15	06:05:00	a.m.	9.8136	16%	19.55
239	12/08/15	06:10:00	a.m.	13.0728	21%	34.03
240	12/08/15	06:15:00	a.m.	11.9424	20%	30.83
241	12/08/15	06:20:00	a.m.	11.5968	19%	27.78
242	12/08/15	06:25:00	a.m.	13.7992	23%	40.85
243	12/08/15	06:30:00	a.m.	11.9064	20%	30.83
244	12/08/15	06:35:00	a.m.	13.8232	23%	40.85
245	12/08/15	06:40:00	a.m.	13.24	22%	37.37
246	12/08/15	06:45:00	a.m.	13.1088	21%	34.03
247	12/08/15	06:50:00	a.m.	14.6	24%	44.47
248	12/08/15	06:55:00	a.m.	13.3288	22%	37.37
249	12/08/15	07:00:00	a.m.	13.8528	23%	40.85
250	12/08/15	07:05:00	a.m.	16.4128	27%	56.14
251	12/08/15	07:10:00	a.m.	15.9696	26%	52.12
252	12/08/15	07:15:00	a.m.	15.996	26%	52.12
253	12/08/15	07:20:00	a.m.	17.4664	29%	64.56
254	12/08/15	07:25:00	a.m.	16.264	27%	56.14
255	12/08/15	07:30:00	a.m.	17.9992	30%	68.95
256	12/08/15	07:35:00	a.m.	18.1008	30%	68.95

N°	Fecha	Hora	am/pm	TIRANTE (CM) PUNTO P-5	TIRANTE (%)	Q (L/S) PUNTO P-5
257	12/08/15	07:40:00	a.m.	18.0976	30%	68.95
258	12/08/15	07:45:00	a.m.	19.0592	31%	73.46
259	12/08/15	07:50:00	a.m.	19.2856	32%	78.08
260	12/08/15	07:55:00	a.m.	19.1688	31%	73.46
261	12/08/15	08:00:00	a.m.	18.2288	30%	68.95
262	12/08/15	08:05:00	a.m.	19.4848	32%	78.08
263	12/08/15	08:10:00	a.m.	19.988	33%	82.81
264	12/08/15	08:15:00	a.m.	18.5024	30%	68.95
265	12/08/15	08:20:00	a.m.	19.3712	32%	78.08
266	12/08/15	08:25:00	a.m.	20.2168	33%	82.81
267	12/08/15	08:30:00	a.m.	19.464	32%	78.08
268	12/08/15	08:35:00	a.m.	18.8568	31%	73.46
269	12/08/15	08:40:00	a.m.	19.8952	33%	82.81
270	12/08/15	08:45:00	a.m.	18.6928	31%	73.46
271	12/08/15	08:50:00	a.m.	18.4016	30%	68.95
272	12/08/15	08:55:00	a.m.	18.4336	30%	68.95
273	12/08/15	09:00:00	a.m.	18.8176	31%	73.46
274	12/08/15	09:05:00	a.m.	19.4784	32%	78.08
275	12/08/15	09:10:00	a.m.	18.1872	30%	68.95
276	12/08/15	09:15:00	a.m.	19.5056	32%	78.08
277	12/08/15	09:20:00	a.m.	18.2288	30%	68.95
278	12/08/15	09:25:00	a.m.	19.032	31%	73.46
279	12/08/15	09:30:00	a.m.	20.0648	33%	82.81
280	12/08/15	09:35:00	a.m.	18.7408	31%	73.46
281	12/08/15	09:40:00	a.m.	19.348	32%	78.08
282	12/08/15	09:45:00	a.m.	19.8536	33%	82.81
283	12/08/15	09:50:00	a.m.	18.7792	31%	73.46
284	12/08/15	09:55:00	a.m.	18.7256	31%	73.46
285	12/08/15	10:00:00	a.m.	19.5856	32%	78.08
286	12/08/15	10:05:00	a.m.	19.9672	33%	82.81
287	12/08/15	10:10:00	a.m.	18.6544	31%	73.46
288	12/08/15	10:15:00	a.m.	19.2856	32%	78.08
289	12/08/15	10:20:00	a.m.	19.4432	32%	78.08
290	12/08/15	10:25:00	a.m.	20.196	33%	82.81
291	12/08/15	10:30:00	a.m.	19.9904	33%	82.81
292	12/08/15	10:35:00	a.m.	18.7616	31%	73.46
293	12/08/15	10:40:00	a.m.	19.8896	33%	82.81
294	12/08/15	10:45:00	a.m.	20.288	33%	82.81
295	12/08/15	10:50:00	a.m.	18.6576	31%	73.46
296	12/08/15	10:55:00	a.m.	18.8744	31%	73.46
297	12/08/15	11:00:00	a.m.	19.5832	32%	78.08
298	12/08/15	11:05:00	a.m.	20.4432	34%	87.64
299	12/08/15	11:10:00	a.m.	19.3328	32%	78.08

N°	Fecha	Hora	am/pm	TIRANTE (CM) PUNTO P-5	TIRANTE (%)	Q (L/S) PUNTO P-5
300	12/08/15	11:15:00	a.m.	19.836	33%	82.81
301	12/08/15	11:20:00	a.m.	20.72	34%	87.64
302	12/08/15	11:25:00	a.m.	19.3712	32%	78.08
303	12/08/15	11:30:00	a.m.	20.3568	33%	82.81
304	12/08/15	11:35:00	a.m.	20.5712	34%	87.64
305	12/08/15	11:40:00	a.m.	19.732	32%	78.08
306	12/08/15	11:45:00	a.m.	20.7888	34%	87.64
307	12/08/15	11:50:00	a.m.	21.1424	35%	92.58
308	12/08/15	11:55:00	a.m.	21.1872	35%	92.58
309	12/08/15	12:00:00	p.m.	21.2704	35%	92.58
310	12/08/15	12:05:00	p.m.	21.4104	35%	92.58
311	12/08/15	12:10:00	p.m.	21.4312	35%	92.58
312	12/08/15	12:15:00	p.m.	20.8984	34%	87.64
313	12/08/15	12:20:00	p.m.	19.9344	33%	82.81
314	12/08/15	12:25:00	p.m.	21.3152	35%	92.58
315	12/08/15	12:30:00	p.m.	21.8632	36%	97.61
316	12/08/15	12:35:00	p.m.	22.3032	37%	102.74
317	12/08/15	12:40:00	p.m.	22.6432	37%	102.74
318	12/08/15	12:45:00	p.m.	21.3392	35%	92.58
319	12/08/15	12:50:00	p.m.	22.1696	36%	97.61
320	12/08/15	12:55:00	p.m.	21.7024	36%	97.61
321	12/08/15	01:00:00	p.m.	21.7856	36%	97.61
322	12/08/15	01:05:00	p.m.	22.2264	36%	97.61
323	12/08/15	01:10:00	p.m.	20.9792	34%	87.64
324	12/08/15	01:15:00	p.m.	21.9312	36%	97.61
325	12/08/15	01:20:00	p.m.	21.1456	35%	92.58
326	12/08/15	01:25:00	p.m.	20.7584	34%	87.64
327	12/08/15	01:30:00	p.m.	21.556	35%	92.58
328	12/08/15	01:35:00	p.m.	20.0888	33%	82.81
329	12/08/15	01:40:00	p.m.	20.696	34%	87.64
330	12/08/15	01:45:00	p.m.	20.976	34%	87.64
331	12/08/15	01:50:00	p.m.	19.86	33%	82.81
332	12/08/15	01:55:00	p.m.	19.9576	33%	82.81
333	12/08/15	02:00:00	p.m.	20.7976	34%	87.64
334	12/08/15	02:05:00	p.m.	19.6808	32%	78.08
335	12/08/15	02:10:00	p.m.	19.7584	32%	78.08
336	12/08/15	02:15:00	p.m.	20.0592	33%	82.81
337	12/08/15	02:20:00	p.m.	19.3624	32%	78.08
338	12/08/15	02:25:00	p.m.	20.428	33%	82.81
339	12/08/15	02:30:00	p.m.	19.9016	33%	82.81
340	12/08/15	02:35:00	p.m.	19.2408	32%	78.08
341	12/08/15	02:40:00	p.m.	20.116	33%	82.81
342	12/08/15	02:45:00	p.m.	20.0888	33%	82.81

N°	Fecha	Hora	am/pm	TIRANTE (CM) PUNTO P-5	TIRANTE (%)	Q (L/S) PUNTO P-5
343	12/08/15	02:50:00	p.m.	19.0384	31%	73.46
344	12/08/15	02:55:00	p.m.	19.5832	32%	78.08
345	12/08/15	03:00:00	p.m.	20.0264	33%	82.81
346	12/08/15	03:05:00	p.m.	20.5712	34%	87.64
347	12/08/15	03:10:00	p.m.	19.2552	32%	78.08
348	12/08/15	03:15:00	p.m.	20.6304	34%	87.64
349	12/08/15	03:20:00	p.m.	20.056	33%	82.81
350	12/08/15	03:25:00	p.m.	20.0352	33%	82.81
351	12/08/15	03:30:00	p.m.	20.6456	34%	87.64
352	12/08/15	03:35:00	p.m.	19.3536	32%	78.08
353	12/08/15	03:40:00	p.m.	20.2856	33%	82.81
354	12/08/15	03:45:00	p.m.	20.5208	34%	87.64
355	12/08/15	03:50:00	p.m.	19.2584	32%	78.08
356	12/08/15	03:55:00	p.m.	20.22	33%	82.81
357	12/08/15	04:00:00	p.m.	20.2616	33%	82.81
358	12/08/15	04:05:00	p.m.	18.9784	31%	73.46
359	12/08/15	04:10:00	p.m.	19.8512	33%	82.81
360	12/08/15	04:15:00	p.m.	19.8776	33%	82.81
361	12/08/15	04:20:00	p.m.	18.7136	31%	73.46
362	12/08/15	04:25:00	p.m.	20.092	33%	82.81
363	12/08/15	04:30:00	p.m.	19.6424	32%	78.08
364	12/08/15	04:35:00	p.m.	19.2112	31%	73.46
365	12/08/15	04:40:00	p.m.	20.0112	33%	82.81
366	12/08/15	04:45:00	p.m.	20.1336	33%	82.81
367	12/08/15	04:50:00	p.m.	19.8832	33%	82.81
368	12/08/15	04:55:00	p.m.	18.3592	30%	68.95
369	12/08/15	05:00:00	p.m.	19.3568	32%	78.08
370	12/08/15	05:05:00	p.m.	20.4816	34%	87.64
371	12/08/15	05:10:00	p.m.	20.696	34%	87.64
372	12/08/15	05:15:00	p.m.	20.6872	34%	87.64
373	12/08/15	05:20:00	p.m.	20.6096	34%	87.64
374	12/08/15	05:25:00	p.m.	19.3064	32%	78.08
375	12/08/15	05:30:00	p.m.	19.532	32%	78.08
376	12/08/15	05:35:00	p.m.	19.6872	32%	78.08
377	12/08/15	05:40:00	p.m.	19.416	32%	78.08
378	12/08/15	05:45:00	p.m.	19.7256	32%	78.08
379	12/08/15	05:50:00	p.m.	19.6696	32%	78.08
380	12/08/15	05:55:00	p.m.	19.6128	32%	78.08
381	12/08/15	06:00:00	p.m.	19.4968	32%	78.08
382	12/08/15	06:05:00	p.m.	19.4104	32%	78.08
383	12/08/15	06:10:00	p.m.	18.2136	30%	68.95
384	12/08/15	06:15:00	p.m.	18.8032	31%	73.46
385	12/08/15	06:20:00	p.m.	19.416	32%	78.08

N°	Fecha	Hora	am/pm	TIRANTE (CM) PUNTO P-5	TIRANTE (%)	Q (L/S) PUNTO P-5
386	12/08/15	06:25:00	p.m.	19.7792	32%	78.08
387	12/08/15	06:30:00	p.m.	18.5944	30%	68.95
388	12/08/15	06:35:00	p.m.	19.5952	32%	78.08
389	12/08/15	06:40:00	p.m.	20.5416	34%	87.64
390	12/08/15	06:45:00	p.m.	19.4848	32%	78.08
391	12/08/15	06:50:00	p.m.	20.744	34%	87.64
392	12/08/15	06:55:00	p.m.	20.4104	33%	82.81
393	12/08/15	07:00:00	p.m.	20.1992	33%	82.81
394	12/08/15	07:05:00	p.m.	20.9104	34%	87.64
395	12/08/15	07:10:00	p.m.	18.8624	31%	73.46
396	12/08/15	07:15:00	p.m.	19.3712	32%	78.08
397	12/08/15	07:20:00	p.m.	19.1456	31%	73.46
398	12/08/15	07:25:00	p.m.	18.1808	30%	68.95
399	12/08/15	07:30:00	p.m.	19.4728	32%	78.08
400	12/08/15	07:35:00	p.m.	18.1184	30%	68.95
401	12/08/15	07:40:00	p.m.	18.8808	31%	73.46
402	12/08/15	07:45:00	p.m.	18.9664	31%	73.46
403	12/08/15	07:50:00	p.m.	17.5288	29%	64.56
404	12/08/15	07:55:00	p.m.	18.6896	31%	73.46
405	12/08/15	08:00:00	p.m.	18.0616	30%	68.95
406	12/08/15	08:05:00	p.m.	17.3296	28%	60.29
407	12/08/15	08:10:00	p.m.	18.4608	30%	68.95
408	12/08/15	08:15:00	p.m.	17.1808	28%	60.29
409	12/08/15	08:20:00	p.m.	16.916	28%	60.29
410	12/08/15	08:25:00	p.m.	18.1456	30%	68.95
411	12/08/15	08:30:00	p.m.	16.1568	26%	52.12
412	12/08/15	08:35:00	p.m.	16.7288	27%	56.14
413	12/08/15	08:40:00	p.m.	17.1216	28%	60.29
414	12/08/15	08:45:00	p.m.	15.6896	26%	52.12
415	12/08/15	08:50:00	p.m.	17.1776	28%	60.29
416	12/08/15	08:55:00	p.m.	15.5976	26%	52.12
417	12/08/15	09:00:00	p.m.	14.9632	25%	48.23
418	12/08/15	09:05:00	p.m.	15.88	26%	52.12
419	12/08/15	09:10:00	p.m.	14.2904	23%	40.85
420	12/08/15	09:15:00	p.m.	15.5976	26%	52.12
421	12/08/15	09:20:00	p.m.	14.4992	24%	44.47
422	12/08/15	09:25:00	p.m.	13.7248	22%	37.37
423	12/08/15	09:30:00	p.m.	15.6032	26%	52.12
424	12/08/15	09:35:00	p.m.	14.088	23%	40.85
425	12/08/15	09:40:00	p.m.	13.1624	22%	37.37
426	12/08/15	09:45:00	p.m.	15.0408	25%	48.23
427	12/08/15	09:50:00	p.m.	13.4272	22%	37.37
428	12/08/15	09:55:00	p.m.	12.5728	21%	34.03

N°	Fecha	Hora	am/pm	TIRANTE (CM) PUNTO P-5	TIRANTE (%)	Q (L/S) PUNTO P-5
429	12/08/15	10:00:00	p.m.	14.5016	24%	44.47
430	12/08/15	10:05:00	p.m.	14.2104	23%	40.85
431	12/08/15	10:10:00	p.m.	14.0016	23%	40.85
432	12/08/15	10:15:00	p.m.	15.624	26%	52.12
433	12/08/15	10:20:00	p.m.	15.276	25%	48.23
434	12/08/15	10:25:00	p.m.	15.7136	26%	52.12
435	12/08/15	10:30:00	p.m.	15.1808	25%	48.23
436	12/08/15	10:35:00	p.m.	13.9872	23%	40.85
437	12/08/15	10:40:00	p.m.	13.6896	22%	37.37
438	12/08/15	10:45:00	p.m.	13.9216	23%	40.85
439	12/08/15	10:50:00	p.m.	14.6152	24%	44.47
440	12/08/15	10:55:00	p.m.	13.0464	21%	34.03
441	12/08/15	11:00:00	p.m.	12.356	20%	30.83
442	12/08/15	11:05:00	p.m.	11.4568	19%	27.78
443	12/08/15	11:10:00	p.m.	12.484	20%	30.83
444	12/08/15	11:15:00	p.m.	11.3976	19%	27.78
445	12/08/15	11:20:00	p.m.	9.8584	16%	19.55
446	12/08/15	11:25:00	p.m.	9.4984	16%	19.55
447	12/08/15	11:30:00	p.m.	10.6744	17%	22.14
448	12/08/15	11:35:00	p.m.	11.7992	19%	27.78
449	12/08/15	11:40:00	p.m.	10.0464	16%	19.55
450	12/08/15	11:45:00	p.m.	10.016	16%	19.55
451	12/08/15	11:50:00	p.m.	9.9776	16%	19.55
452	12/08/15	11:55:00	p.m.	9.9624	16%	19.55
453	13/08/15	12:00:00	a.m.	11.984	20%	30.83
454	13/08/15	12:05:00	a.m.	11.1056	18%	24.89
455	13/08/15	12:10:00	a.m.	9.5728	16%	19.55
456	13/08/15	12:15:00	a.m.	9.2424	15%	17.11
457	13/08/15	12:20:00	a.m.	9.1976	15%	17.11
458	13/08/15	12:25:00	a.m.	9.2064	15%	17.11
459	13/08/15	12:30:00	a.m.	11.3856	19%	27.78
460	13/08/15	12:35:00	a.m.	10.6856	18%	24.89
461	13/08/15	12:40:00	a.m.	9.0696	15%	17.11
462	13/08/15	12:45:00	a.m.	8.5248	14%	14.84
463	13/08/15	12:50:00	a.m.	8.8312	14%	14.84
464	13/08/15	12:55:00	a.m.	8.4952	14%	14.84
465	13/08/15	01:00:00	a.m.	7.8464	13%	12.72
466	13/08/15	01:05:00	a.m.	10.4952	17%	22.14
467	13/08/15	01:10:00	a.m.	9.9	16%	19.55
468	13/08/15	01:15:00	a.m.	8.796	14%	14.84
469	13/08/15	01:20:00	a.m.	8.8704	15%	17.11
470	13/08/15	01:25:00	a.m.	9.2752	15%	17.11
471	13/08/15	01:30:00	a.m.	9.2008	15%	17.11

N°	Fecha	Hora	am/pm	TIRANTE (CM) PUNTO P-5	TIRANTE (%)	Q (L/S) PUNTO P-5
472	13/08/15	01:35:00	a.m.	8.54	14%	14.84
473	13/08/15	01:40:00	a.m.	8.3224	14%	14.84
474	13/08/15	01:45:00	a.m.	8.3104	14%	14.84
475	13/08/15	01:50:00	a.m.	8.1648	13%	12.72
476	13/08/15	01:55:00	a.m.	8.8432	14%	14.84
477	13/08/15	02:00:00	a.m.	9.1144	15%	17.11
478	13/08/15	02:05:00	a.m.	7.528	12%	10.77
479	13/08/15	02:10:00	a.m.	7.296	12%	10.77
480	13/08/15	02:15:00	a.m.	7.352	12%	10.77
481	13/08/15	02:20:00	a.m.	7.0936	12%	10.77
482	13/08/15	02:25:00	a.m.	7.168	12%	10.77
483	13/08/15	02:30:00	a.m.	7.8936	13%	12.72
484	13/08/15	02:35:00	a.m.	7.8616	13%	12.72
485	13/08/15	02:40:00	a.m.	7.864	13%	12.72
486	13/08/15	02:45:00	a.m.	7.8968	13%	12.72
487	13/08/15	02:50:00	a.m.	7.8672	13%	12.72
488	13/08/15	02:55:00	a.m.	7.7184	13%	12.72
489	13/08/15	03:00:00	a.m.	7.516	12%	10.77
490	13/08/15	03:05:00	a.m.	7.5128	12%	10.77
491	13/08/15	03:10:00	a.m.	9.0936	15%	17.11
492	13/08/15	03:15:00	a.m.	7.528	12%	10.77
493	13/08/15	03:20:00	a.m.	7.5216	12%	10.77
494	13/08/15	03:25:00	a.m.	7.4832	12%	10.77
495	13/08/15	03:30:00	a.m.	7.5216	12%	10.77
496	13/08/15	03:35:00	a.m.	7.5128	12%	10.77
497	13/08/15	03:40:00	a.m.	7.3968	12%	10.77
498	13/08/15	03:45:00	a.m.	7.3288	12%	10.77
499	13/08/15	03:50:00	a.m.	7.2424	12%	10.77
500	13/08/15	03:55:00	a.m.	7.284	12%	10.77
501	13/08/15	04:00:00	a.m.	7.0008	11%	8.98
502	13/08/15	04:05:00	a.m.	6.8912	11%	8.98
503	13/08/15	04:10:00	a.m.	6.7536	11%	8.98
504	13/08/15	04:15:00	a.m.	6.6256	11%	8.98
505	13/08/15	04:20:00	a.m.	6.456	11%	8.98
506	13/08/15	04:25:00	a.m.	6.572	11%	8.98
507	13/08/15	04:30:00	a.m.	6.1256	10%	7.35
508	13/08/15	04:35:00	a.m.	6.9144	11%	8.98
509	13/08/15	04:40:00	a.m.	9.1712	15%	17.11
510	13/08/15	04:45:00	a.m.	8.016	13%	12.72
511	13/08/15	04:50:00	a.m.	7.096	12%	10.77
512	13/08/15	04:55:00	a.m.	7.6592	13%	12.72
513	13/08/15	05:00:00	a.m.	7.1496	12%	10.77
514	13/08/15	05:05:00	a.m.	6.98	11%	8.98

N°	Fecha	Hora	am/pm	TIRANTE (CM) PUNTO P-5	TIRANTE (%)	Q (L/S) PUNTO P-5
515	13/08/15	05:10:00	a.m.	6.9176	11%	8.98
516	13/08/15	05:15:00	a.m.	7.096	12%	10.77
517	13/08/15	05:20:00	a.m.	7.4472	12%	10.77
518	13/08/15	05:25:00	a.m.	7.876	13%	12.72
519	13/08/15	05:30:00	a.m.	7.7152	13%	12.72
520	13/08/15	05:35:00	a.m.	7.3192	12%	10.77
521	13/08/15	05:40:00	a.m.	8.5072	14%	14.84
522	13/08/15	05:45:00	a.m.	11.2096	18%	24.89
523	13/08/15	05:50:00	a.m.	10.7424	18%	24.89
524	13/08/15	05:55:00	a.m.	10.2992	17%	22.14
525	13/08/15	06:00:00	a.m.	13.2816	22%	37.37
526	13/08/15	06:05:00	a.m.	12.7192	21%	34.03
527	13/08/15	06:10:00	a.m.	11.8496	19%	27.78
528	13/08/15	06:15:00	a.m.	13.8944	23%	40.85
529	13/08/15	06:20:00	a.m.	12.892	21%	34.03
530	13/08/15	06:25:00	a.m.	13.948	23%	40.85
531	13/08/15	06:30:00	a.m.	14.8624	24%	44.47
532	13/08/15	06:35:00	a.m.	14.2248	23%	40.85
533	13/08/15	06:40:00	a.m.	16.7432	27%	56.14
534	13/08/15	06:45:00	a.m.	15.7192	26%	52.12
535	13/08/15	06:50:00	a.m.	16.3504	27%	56.14
536	13/08/15	06:55:00	a.m.	16.3744	27%	56.14
537	13/08/15	07:00:00	a.m.	15.288	25%	48.23
538	13/08/15	07:05:00	a.m.	17.1392	28%	60.29
539	13/08/15	07:10:00	a.m.	16.3656	27%	56.14
540	13/08/15	07:15:00	a.m.	17.9072	29%	64.56
541	13/08/15	07:20:00	a.m.	17.9432	29%	64.56
542	13/08/15	07:25:00	a.m.	17.5144	29%	64.56
543	13/08/15	07:30:00	a.m.	19.104	31%	73.46
544	13/08/15	07:35:00	a.m.	19.2792	32%	78.08
545	13/08/15	07:40:00	a.m.	18.636	31%	73.46
546	13/08/15	07:45:00	a.m.	19.6368	32%	78.08
547	13/08/15	07:50:00	a.m.	19.9816	33%	82.81
548	13/08/15	07:55:00	a.m.	18.7376	31%	73.46
549	13/08/15	08:00:00	a.m.	19.22	32%	78.08
550	13/08/15	08:05:00	a.m.	20.1392	33%	82.81
551	13/08/15	08:10:00	a.m.	19.7976	32%	78.08
552	13/08/15	08:15:00	a.m.	18.5352	30%	68.95
553	13/08/15	08:20:00	a.m.	20.0088	33%	82.81
554	13/08/15	08:25:00	a.m.	20.3152	33%	82.81
555	13/08/15	08:30:00	a.m.	18.7224	31%	73.46
556	13/08/15	08:35:00	a.m.	19.2016	31%	73.46
557	13/08/15	08:40:00	a.m.	19.3448	32%	78.08

N°	Fecha	Hora	am/pm	TIRANTE (CM) PUNTO P-5	TIRANTE (%)	Q (L/S) PUNTO P-5
558	13/08/15	08:45:00	a.m.	18.44	30%	68.95
559	13/08/15	08:50:00	a.m.	19.6096	32%	78.08
560	13/08/15	08:55:00	a.m.	18.4904	30%	68.95
561	13/08/15	09:00:00	a.m.	18.2016	30%	68.95
562	13/08/15	09:05:00	a.m.	19.1808	31%	73.46
563	13/08/15	09:10:00	a.m.	17.7376	29%	64.56
564	13/08/15	09:15:00	a.m.	19.3416	32%	78.08
565	13/08/15	09:20:00	a.m.	18.6096	31%	73.46
566	13/08/15	09:25:00	a.m.	19.8416	33%	82.81
567	13/08/15	09:30:00	a.m.	21.2888	35%	92.58
568	13/08/15	09:35:00	a.m.	20.6072	34%	87.64
569	13/08/15	09:40:00	a.m.	22.524	37%	102.74
570	13/08/15	09:45:00	a.m.	23.3008	38%	107.96
571	13/08/15	09:50:00	a.m.	22.5472	37%	102.74
572	13/08/15	09:55:00	a.m.	23.6128	39%	113.26
573	13/08/15	10:00:00	a.m.	24.1072	40%	118.65
574	13/08/15	10:05:00	a.m.	22.3008	37%	102.74
575	13/08/15	10:10:00	a.m.	20.8536	34%	87.64
576	13/08/15	10:15:00	a.m.	20.1488	33%	82.81
577	13/08/15	10:20:00	a.m.	19.056	31%	73.46
578	13/08/15	10:25:00	a.m.	20.1928	33%	82.81
579	13/08/15	10:30:00	a.m.	20.5232	34%	87.64
580	13/08/15	10:35:00	a.m.	20.1096	33%	82.81
581	13/08/15	10:40:00	a.m.	19.1304	31%	73.46
582	13/08/15	10:45:00	a.m.	20.2824	33%	82.81
583	13/08/15	10:50:00	a.m.	20.7232	34%	87.64
584	13/08/15	10:55:00	a.m.	19.3568	32%	78.08
585	13/08/15	11:00:00	a.m.	20.128	33%	82.81
586	13/08/15	11:05:00	a.m.	21.0832	35%	92.58
587	13/08/15	11:10:00	a.m.	21.36	35%	92.58
588	13/08/15	11:15:00	a.m.	21.1192	35%	92.58
589	13/08/15	11:20:00	a.m.	20.116	33%	82.81
590	13/08/15	11:25:00	a.m.	21.0416	34%	87.64
591	13/08/15	11:30:00	a.m.	20.8152	34%	87.64
592	13/08/15	11:35:00	a.m.	19.6128	32%	78.08
593	13/08/15	11:40:00	a.m.	20.512	34%	87.64
594	13/08/15	11:45:00	a.m.	20.8776	34%	87.64
595	13/08/15	11:50:00	a.m.	21.068	35%	92.58
596	13/08/15	11:55:00	a.m.	20.8392	34%	87.64
597	13/08/15	12:00:00	p.m.	20.1784	33%	82.81
598	13/08/15	12:05:00	p.m.	21.0864	35%	92.58
599	13/08/15	12:10:00	p.m.	21.452	35%	92.58
600	13/08/15	12:15:00	p.m.	21.2232	35%	92.58

N°	Fecha	Hora	am/pm	TIRANTE (CM) PUNTO P-5	TIRANTE (%)	Q (L/S) PUNTO P-5
601	13/08/15	12:20:00	p.m.	20.0976	33%	82.81
602	13/08/15	12:25:00	p.m.	21.104	35%	92.58
603	13/08/15	12:30:00	p.m.	21.568	35%	92.58
604	13/08/15	12:35:00	p.m.	21.7408	36%	97.61
605	13/08/15	12:40:00	p.m.	21.8544	36%	97.61
606	13/08/15	12:45:00	p.m.	21.9256	36%	97.61
607	13/08/15	12:50:00	p.m.	21.9912	36%	97.61
608	13/08/15	12:55:00	p.m.	20.4376	34%	87.64
609	13/08/15	01:00:00	p.m.	21.2856	35%	92.58
610	13/08/15	01:05:00	p.m.	22.0712	36%	97.61
611	13/08/15	01:10:00	p.m.	22.2408	36%	97.61
612	13/08/15	01:15:00	p.m.	22.0448	36%	97.61
613	13/08/15	01:20:00	p.m.	20.7648	34%	87.64
614	13/08/15	01:25:00	p.m.	21.5088	35%	92.58
615	13/08/15	01:30:00	p.m.	21.9616	36%	97.61
616	13/08/15	01:35:00	p.m.	21.2472	35%	92.58
617	13/08/15	01:40:00	p.m.	20.8512	34%	87.64
618	13/08/15	01:45:00	p.m.	21.4072	35%	92.58
619	13/08/15	01:50:00	p.m.	21.5	35%	92.58
620	13/08/15	01:55:00	p.m.	21.3032	35%	92.58
621	13/08/15	02:00:00	p.m.	19.8624	33%	82.81
622	13/08/15	02:05:00	p.m.	20.2464	33%	82.81
623	13/08/15	02:10:00	p.m.	20.5864	34%	87.64
624	13/08/15	02:15:00	p.m.	20.0112	33%	82.81
625	13/08/15	02:20:00	p.m.	19.3808	32%	78.08
626	13/08/15	02:25:00	p.m.	20.3624	33%	82.81
627	13/08/15	02:30:00	p.m.	19.7464	32%	78.08
628	13/08/15	02:35:00	p.m.	19.7408	32%	78.08
629	13/08/15	02:40:00	p.m.	20.3448	33%	82.81
630	13/08/15	02:45:00	p.m.	20.288	33%	82.81
631	13/08/15	02:50:00	p.m.	19.7736	32%	78.08
632	13/08/15	02:55:00	p.m.	19.8624	33%	82.81
633	13/08/15	03:00:00	p.m.	19.6456	32%	78.08
634	13/08/15	03:05:00	p.m.	19.4248	32%	78.08
635	13/08/15	03:10:00	p.m.	21.5176	35%	92.58
636	13/08/15	03:15:00	p.m.	26.8784	44%	140.92
637	13/08/15	03:20:00	p.m.	29.5008	48%	164.16
638	13/08/15	03:25:00	p.m.	33.168	54%	200.15
639	13/08/15	03:30:00	p.m.	40.3344	66%	272.14
640	13/08/15	03:35:00	p.m.	45.1176	74%	316.02
641	13/08/15	03:40:00	p.m.	50.98	84%	359.50
642	13/08/15	03:45:00	p.m.	52.1016	85%	362.80
643	13/08/15	03:50:00	p.m.	52.6256	86%	365.86

N°	Fecha	Hora	am/pm	TIRANTE (CM) PUNTO P-5	TIRANTE (%)	Q (L/S) PUNTO P-5
644	13/08/15	03:55:00	p.m.	52.0872	85%	362.80
645	13/08/15	04:00:00	p.m.	49.6064	81%	348.28
646	13/08/15	04:05:00	p.m.	48.0272	79%	339.84
647	13/08/15	04:10:00	p.m.	45.2272	74%	316.02
648	13/08/15	04:15:00	p.m.	40.6424	67%	277.91
649	13/08/15	04:20:00	p.m.	37.4008	61%	242.57
650	13/08/15	04:25:00	p.m.	33.4448	55%	206.22
651	13/08/15	04:30:00	p.m.	29.0392	48%	164.16
652	13/08/15	04:35:00	p.m.	26.4472	43%	135.25
653	13/08/15	04:40:00	p.m.	24.8872	41%	124.11
654	13/08/15	04:45:00	p.m.	23.7232	39%	113.26
655	13/08/15	04:50:00	p.m.	23.7528	39%	113.26
656	13/08/15	04:55:00	p.m.	23.7736	39%	113.26
657	13/08/15	05:00:00	p.m.	22.3928	37%	102.74
658	13/08/15	05:05:00	p.m.	22.7024	37%	102.74
659	13/08/15	05:10:00	p.m.	20.6872	34%	87.64
660	13/08/15	05:15:00	p.m.	20.7048	34%	87.64
661	13/08/15	05:20:00	p.m.	20.0712	33%	82.81
662	13/08/15	05:25:00	p.m.	19.5112	32%	78.08
663	13/08/15	05:30:00	p.m.	19.9432	33%	82.81
664	13/08/15	05:35:00	p.m.	18.4128	30%	68.95
665	13/08/15	05:40:00	p.m.	19.8808	33%	82.81
666	13/08/15	05:45:00	p.m.	19.8392	33%	82.81
667	13/08/15	05:50:00	p.m.	18.988	31%	73.46
668	13/08/15	05:55:00	p.m.	20.2768	33%	82.81
669	13/08/15	06:00:00	p.m.	19.744	32%	78.08
670	13/08/15	06:05:00	p.m.	18.7528	31%	73.46
671	13/08/15	06:10:00	p.m.	19.6632	32%	78.08
672	13/08/15	06:15:00	p.m.	19.4848	32%	78.08
673	13/08/15	06:20:00	p.m.	18.7016	31%	73.46
674	13/08/15	06:25:00	p.m.	20.184	33%	82.81
675	13/08/15	06:30:00	p.m.	20.2344	33%	82.81
676	13/08/15	06:35:00	p.m.	19.0264	31%	73.46
677	13/08/15	06:40:00	p.m.	20.0624	33%	82.81
678	13/08/15	06:45:00	p.m.	19.9072	33%	82.81
679	13/08/15	06:50:00	p.m.	19.0024	31%	73.46
680	13/08/15	06:55:00	p.m.	19.7528	32%	78.08
681	13/08/15	07:00:00	p.m.	19.6368	32%	78.08
682	13/08/15	07:05:00	p.m.	19.8184	32%	78.08
683	13/08/15	07:10:00	p.m.	18.6784	31%	73.46
684	13/08/15	07:15:00	p.m.	19.7232	32%	78.08
685	13/08/15	07:20:00	p.m.	18.3984	30%	68.95
686	13/08/15	07:25:00	p.m.	19.3328	32%	78.08

N°	Fecha	Hora	am/pm	TIRANTE (CM) PUNTO P-5	TIRANTE (%)	Q (L/S) PUNTO P-5
687	13/08/15	07:30:00	p.m.	18.7256	31%	73.46
688	13/08/15	07:35:00	p.m.	18.312	30%	68.95
689	13/08/15	07:40:00	p.m.	18.9608	31%	73.46
690	13/08/15	07:45:00	p.m.	19.5528	32%	78.08
691	13/08/15	07:50:00	p.m.	18.1632	30%	68.95
692	13/08/15	07:55:00	p.m.	19.1128	31%	73.46
693	13/08/15	08:00:00	p.m.	19.2408	32%	78.08
694	13/08/15	08:05:00	p.m.	17.6664	29%	64.56
695	13/08/15	08:10:00	p.m.	18.72	31%	73.46
696	13/08/15	08:15:00	p.m.	18.4784	30%	68.95
697	13/08/15	08:20:00	p.m.	16.8504	28%	60.29
698	13/08/15	08:25:00	p.m.	18.2408	30%	68.95
699	13/08/15	08:30:00	p.m.	19.02	31%	73.46
700	13/08/15	08:35:00	p.m.	17.404	29%	64.56
701	13/08/15	08:40:00	p.m.	18.3864	30%	68.95
702	13/08/15	08:45:00	p.m.	17.648	29%	64.56
703	13/08/15	08:50:00	p.m.	17.0976	28%	60.29
704	13/08/15	08:55:00	p.m.	17.9544	29%	64.56
705	13/08/15	09:00:00	p.m.	16.5024	27%	56.14
706	13/08/15	09:05:00	p.m.	17.9336	29%	64.56
707	13/08/15	09:10:00	p.m.	16.5584	27%	56.14
708	13/08/15	09:15:00	p.m.	16.6272	27%	56.14
709	13/08/15	09:20:00	p.m.	16.9128	28%	60.29
710	13/08/15	09:25:00	p.m.	15.5792	26%	52.12
711	13/08/15	09:30:00	p.m.	16.8888	28%	60.29
712	13/08/15	09:35:00	p.m.	15.9424	26%	52.12
713	13/08/15	09:40:00	p.m.	15.044	25%	48.23
714	13/08/15	09:45:00	p.m.	16.5408	27%	56.14
715	13/08/15	09:50:00	p.m.	15.2104	25%	48.23
716	13/08/15	09:55:00	p.m.	14.5528	24%	44.47
717	13/08/15	10:00:00	p.m.	15.904	26%	52.12
718	13/08/15	10:05:00	p.m.	15.0376	25%	48.23
719	13/08/15	10:10:00	p.m.	14.276	23%	40.85
720	13/08/15	10:15:00	p.m.	15.2256	25%	48.23
721	13/08/15	10:20:00	p.m.	14.7552	24%	44.47
722	13/08/15	10:25:00	p.m.	14.3592	24%	44.47
723	13/08/15	10:30:00	p.m.	14.5048	24%	44.47
724	13/08/15	10:35:00	p.m.	13.356	22%	37.37
725	13/08/15	10:40:00	p.m.	12.5376	21%	34.03
726	13/08/15	10:45:00	p.m.	13.3056	22%	37.37
727	13/08/15	10:50:00	p.m.	13.6568	22%	37.37
728	13/08/15	10:55:00	p.m.	12.2816	20%	30.83
729	13/08/15	11:00:00	p.m.	11.7816	19%	27.78

N°	Fecha	Hora	am/pm	TIRANTE (CM) PUNTO P-5	TIRANTE (%)	Q (L/S) PUNTO P-5
730	13/08/15	11:05:00	p.m.	12.0608	20%	30.83
731	13/08/15	11:10:00	p.m.	13.9928	23%	40.85
732	13/08/15	11:15:00	p.m.	12.296	20%	30.83
733	13/08/15	11:20:00	p.m.	11.3048	19%	27.78
734	13/08/15	11:25:00	p.m.	11.1296	18%	24.89
735	13/08/15	11:30:00	p.m.	11.6712	19%	27.78
736	13/08/15	11:35:00	p.m.	13.136	22%	37.37
737	13/08/15	11:40:00	p.m.	11.8824	19%	27.78
738	13/08/15	11:45:00	p.m.	11.5672	19%	27.78
739	13/08/15	11:50:00	p.m.	11.0344	18%	24.89
740	13/08/15	11:55:00	p.m.	11.4512	19%	27.78
741	14/08/15	12:00:00	a.m.	12.8112	21%	34.03
742	14/08/15	12:05:00	a.m.	11.2992	19%	27.78
743	14/08/15	12:10:00	a.m.	10.6712	17%	22.14
744	14/08/15	12:15:00	a.m.	10.7216	18%	24.89
745	14/08/15	12:20:00	a.m.	11.2752	18%	24.89
746	14/08/15	12:25:00	a.m.	14.0016	23%	40.85
747	14/08/15	12:30:00	a.m.	13.4512	22%	37.37
748	14/08/15	12:35:00	a.m.	11.728	19%	27.78
749	14/08/15	12:40:00	a.m.	11.2456	18%	24.89
750	14/08/15	12:45:00	a.m.	10.6088	17%	22.14
751	14/08/15	12:50:00	a.m.	10.5136	17%	22.14
752	14/08/15	12:55:00	a.m.	11.2096	18%	24.89
753	14/08/15	01:00:00	a.m.	11.844	19%	27.78
754	14/08/15	01:05:00	a.m.	12.1656	20%	30.83
755	14/08/15	01:10:00	a.m.	12.496	20%	30.83
756	14/08/15	01:15:00	a.m.	13.344	22%	37.37
757	14/08/15	01:20:00	a.m.	11.0104	18%	24.89
758	14/08/15	01:25:00	a.m.	10.1384	17%	22.14
759	14/08/15	01:30:00	a.m.	9.8016	16%	19.55
760	14/08/15	01:35:00	a.m.	9.236	15%	17.11
761	14/08/15	01:40:00	a.m.	9.4208	15%	17.11
762	14/08/15	01:45:00	a.m.	9.3344	15%	17.11
763	14/08/15	01:50:00	a.m.	9.0728	15%	17.11
764	14/08/15	01:55:00	a.m.	9.4032	15%	17.11
765	14/08/15	02:00:00	a.m.	11.2456	18%	24.89
766	14/08/15	02:05:00	a.m.	11.3408	19%	27.78
767	14/08/15	02:10:00	a.m.	9.8112	16%	19.55
768	14/08/15	02:15:00	a.m.	9.5136	16%	19.55
769	14/08/15	02:20:00	a.m.	9.3288	15%	17.11
770	14/08/15	02:25:00	a.m.	9.3112	15%	17.11
771	14/08/15	02:30:00	a.m.	9.0576	15%	17.11
772	14/08/15	02:35:00	a.m.	8.8616	15%	17.11

N°	Fecha	Hora	am/pm	TIRANTE (CM) PUNTO P-5	TIRANTE (%)	Q (L/S) PUNTO P-5
773	14/08/15	02:40:00	a.m.	8.7752	14%	14.84
774	14/08/15	02:45:00	a.m.	8.7688	14%	14.84
775	14/08/15	02:50:00	a.m.	8.5336	14%	14.84
776	14/08/15	02:55:00	a.m.	8.4056	14%	14.84
777	14/08/15	03:00:00	a.m.	8.5312	14%	14.84
778	14/08/15	03:05:00	a.m.	9.26	15%	17.11
779	14/08/15	03:10:00	a.m.	11.2008	18%	24.89
780	14/08/15	03:15:00	a.m.	9.6528	16%	19.55
781	14/08/15	03:20:00	a.m.	9.4776	16%	19.55
782	14/08/15	03:25:00	a.m.	9.3224	15%	17.11
783	14/08/15	03:30:00	a.m.	8.6112	14%	14.84
784	14/08/15	03:35:00	a.m.	8.5992	14%	14.84
785	14/08/15	03:40:00	a.m.	9.1296	15%	17.11
786	14/08/15	03:45:00	a.m.	9.0816	15%	17.11
787	14/08/15	03:50:00	a.m.	8.9592	15%	17.11
788	14/08/15	03:55:00	a.m.	8.8704	15%	17.11
789	14/08/15	04:00:00	a.m.	8.8912	15%	17.11
790	14/08/15	04:05:00	a.m.	8.82	14%	14.84
791	14/08/15	04:10:00	a.m.	8.808	14%	14.84
792	14/08/15	04:15:00	a.m.	8.8704	15%	17.11
793	14/08/15	04:20:00	a.m.	8.6856	14%	14.84
794	14/08/15	04:25:00	a.m.	8.6408	14%	14.84
795	14/08/15	04:30:00	a.m.	8.5576	14%	14.84
796	14/08/15	04:35:00	a.m.	10.0344	16%	19.55
797	14/08/15	04:40:00	a.m.	10.4184	17%	22.14
798	14/08/15	04:45:00	a.m.	8.9832	15%	17.11
799	14/08/15	04:50:00	a.m.	8.7096	14%	14.84
800	14/08/15	04:55:00	a.m.	8.7216	14%	14.84
801	14/08/15	05:00:00	a.m.	8.7632	14%	14.84
802	14/08/15	05:05:00	a.m.	8.808	14%	14.84
803	14/08/15	05:10:00	a.m.	9.0576	15%	17.11
804	14/08/15	05:15:00	a.m.	9.3496	15%	17.11
805	14/08/15	05:20:00	a.m.	9.4448	15%	17.11
806	14/08/15	05:25:00	a.m.	9.5192	16%	19.55
807	14/08/15	05:30:00	a.m.	9.0992	15%	17.11
808	14/08/15	05:35:00	a.m.	9.6056	16%	19.55
809	14/08/15	05:40:00	a.m.	10.3944	17%	22.14
810	14/08/15	05:45:00	a.m.	12.2992	20%	30.83
811	14/08/15	05:50:00	a.m.	11.4096	19%	27.78
812	14/08/15	05:55:00	a.m.	11.192	18%	24.89
813	14/08/15	06:00:00	a.m.	12.1536	20%	30.83
814	14/08/15	06:05:00	a.m.	14.0824	23%	40.85
815	14/08/15	06:10:00	a.m.	12.68	21%	34.03

N°	Fecha	Hora	am/pm	TIRANTE (CM) PUNTO P-5	TIRANTE (%)	Q (L/S) PUNTO P-5
816	14/08/15	06:15:00	a.m.	13.692	22%	37.37
817	14/08/15	06:20:00	a.m.	14.0288	23%	40.85
818	14/08/15	06:25:00	a.m.	15.5048	25%	48.23
819	14/08/15	06:30:00	a.m.	14.2104	23%	40.85
820	14/08/15	06:35:00	a.m.	14.0256	23%	40.85
821	14/08/15	06:40:00	a.m.	15.8384	26%	52.12
822	14/08/15	06:45:00	a.m.	14.6296	24%	44.47
823	14/08/15	06:50:00	a.m.	16.5288	27%	56.14
824	14/08/15	06:55:00	a.m.	16.9632	28%	60.29
825	14/08/15	07:00:00	a.m.	17.0824	28%	60.29
826	14/08/15	07:05:00	a.m.	18.5176	30%	68.95
827	14/08/15	07:10:00	a.m.	17.4312	29%	64.56
828	14/08/15	07:15:00	a.m.	18.9224	31%	73.46
829	14/08/15	07:20:00	a.m.	18.2408	30%	68.95
830	14/08/15	07:25:00	a.m.	19.3032	32%	78.08
831	14/08/15	07:30:00	a.m.	20.068	33%	82.81
832	14/08/15	07:35:00	a.m.	18.7408	31%	73.46
833	14/08/15	07:40:00	a.m.	19.7288	32%	78.08
834	14/08/15	07:45:00	a.m.	20.1488	33%	82.81
835	14/08/15	07:50:00	a.m.	19.9016	33%	82.81
836	14/08/15	07:55:00	a.m.	18.7968	31%	73.46
837	14/08/15	08:00:00	a.m.	19.9256	33%	82.81
838	14/08/15	08:05:00	a.m.	20.2024	33%	82.81
839	14/08/15	08:10:00	a.m.	18.4848	30%	68.95
840	14/08/15	08:15:00	a.m.	19.1216	31%	73.46
841	14/08/15	08:20:00	a.m.	19.36	32%	78.08
842	14/08/15	08:25:00	a.m.	20.0472	33%	82.81
843	14/08/15	08:30:00	a.m.	19.3088	32%	78.08
844	14/08/15	08:35:00	a.m.	18.7824	31%	73.46
845	14/08/15	08:40:00	a.m.	19.6904	32%	78.08
846	14/08/15	08:45:00	a.m.	18.9136	31%	73.46
847	14/08/15	08:50:00	a.m.	19.0296	31%	73.46
848	14/08/15	08:55:00	a.m.	19.4848	32%	78.08
849	14/08/15	09:00:00	a.m.	19.8208	32%	78.08
850	14/08/15	09:05:00	a.m.	20.116	33%	82.81
851	14/08/15	09:10:00	a.m.	18.3864	30%	68.95
852	14/08/15	09:15:00	a.m.	20.08	33%	82.81
853	14/08/15	09:20:00	a.m.	19.5176	32%	78.08
854	14/08/15	09:25:00	a.m.	19.2584	32%	78.08
855	14/08/15	09:30:00	a.m.	19.9344	33%	82.81
856	14/08/15	09:35:00	a.m.	18.032	30%	68.95
857	14/08/15	09:40:00	a.m.	19.3152	32%	78.08
858	14/08/15	09:45:00	a.m.	19.8208	32%	78.08

N°	Fecha	Hora	am/pm	TIRANTE (CM) PUNTO P-5	TIRANTE (%)	Q (L/S) PUNTO P-5
859	14/08/15	09:50:00	a.m.	18.452	30%	68.95
860	14/08/15	09:55:00	a.m.	19.4904	32%	78.08
861	14/08/15	10:00:00	a.m.	19.848	33%	82.81
862	14/08/15	10:05:00	a.m.	18.7168	31%	73.46
863	14/08/15	10:10:00	a.m.	19.8832	33%	82.81
864	14/08/15	10:15:00	a.m.	20.1128	33%	82.81
865	14/08/15	10:20:00	a.m.	19.9432	33%	82.81
866	14/08/15	10:25:00	a.m.	20.3536	33%	82.81
867	14/08/15	10:30:00	a.m.	19.0352	31%	73.46
868	14/08/15	10:35:00	a.m.	20.0144	33%	82.81
869	14/08/15	10:40:00	a.m.	20.4344	33%	82.81
870	14/08/15	10:45:00	a.m.	18.8896	31%	73.46
871	14/08/15	10:50:00	a.m.	20.708	34%	87.64
872	14/08/15	10:55:00	a.m.	20.4728	34%	87.64
873	14/08/15	11:00:00	a.m.	21.0176	34%	87.64
874	14/08/15	11:05:00	a.m.	21.64	35%	92.58
875	14/08/15	11:10:00	a.m.	20.6632	34%	87.64
876	14/08/15	11:15:00	a.m.	20.4376	34%	87.64
877	14/08/15	11:20:00	a.m.	21.4704	35%	92.58
878	14/08/15	11:25:00	a.m.	20.068	33%	82.81
879	14/08/15	11:30:00	a.m.	21.0504	35%	92.58
880	14/08/15	11:35:00	a.m.	21.0832	35%	92.58
881	14/08/15	11:40:00	a.m.	20.372	33%	82.81
882	14/08/15	11:45:00	a.m.	21.1336	35%	92.58
883	14/08/15	11:50:00	a.m.	21.5208	35%	92.58
884	14/08/15	11:55:00	a.m.	21.5264	35%	92.58
885	14/08/15	12:00:00	p.m.	20.696	34%	87.64
886	14/08/15	12:05:00	p.m.	20.8304	34%	87.64
887	14/08/15	12:10:00	p.m.	21.5744	35%	92.58
888	14/08/15	12:15:00	p.m.	21.4608	35%	92.58
889	14/08/15	12:20:00	p.m.	21.5144	35%	92.58
890	14/08/15	12:25:00	p.m.	22.5712	37%	102.74
891	14/08/15	12:30:00	p.m.	23.9112	39%	113.26
892	14/08/15	12:35:00	p.m.	25.0064	41%	124.11
893	14/08/15	12:40:00	p.m.	24.8816	41%	124.11
894	14/08/15	12:45:00	p.m.	25.7864	42%	129.65
895	14/08/15	12:50:00	p.m.	26.7264	44%	140.92
896	14/08/15	12:55:00	p.m.	26.4944	43%	135.25
897	14/08/15	01:00:00	p.m.	27.3008	45%	146.65
898	14/08/15	01:05:00	p.m.	28.1376	46%	152.44
899	14/08/15	01:10:00	p.m.	28.7776	47%	158.28
900	14/08/15	01:15:00	p.m.	28.2536	46%	152.44
901	14/08/15	01:20:00	p.m.	27.3368	45%	146.65

N°	Fecha	Hora	am/pm	TIRANTE (CM) PUNTO P-5	TIRANTE (%)	Q (L/S) PUNTO P-5
902	14/08/15	01:25:00	p.m.	26.0424	43%	135.25
903	14/08/15	01:30:00	p.m.	24.3184	40%	118.65
904	14/08/15	01:35:00	p.m.	21.8096	36%	97.61
905	14/08/15	01:40:00	p.m.	21.768	36%	97.61
906	14/08/15	01:45:00	p.m.	22.1248	36%	97.61
907	14/08/15	01:50:00	p.m.	22.0776	36%	97.61
908	14/08/15	01:55:00	p.m.	22.1128	36%	97.61
909	14/08/15	02:00:00	p.m.	22.092	36%	97.61
910	14/08/15	02:05:00	p.m.	20.8568	34%	87.64
911	14/08/15	02:10:00	p.m.	21.3216	35%	92.58
912	14/08/15	02:15:00	p.m.	21.512	35%	92.58
913	14/08/15	02:20:00	p.m.	21.8304	36%	97.61
914	14/08/15	02:25:00	p.m.	22.0088	36%	97.61
915	14/08/15	02:30:00	p.m.	21.9192	36%	97.61
916	14/08/15	02:35:00	p.m.	21.8032	36%	97.61
917	14/08/15	02:40:00	p.m.	20.5952	34%	87.64
918	14/08/15	02:45:00	p.m.	21.8512	36%	97.61
919	14/08/15	02:50:00	p.m.	22.1904	36%	97.61
920	14/08/15	02:55:00	p.m.	21.4048	35%	92.58
921	14/08/15	03:00:00	p.m.	21.1608	35%	92.58
922	14/08/15	03:05:00	p.m.	21.9016	36%	97.61
923	14/08/15	03:10:00	p.m.	21.0328	34%	87.64
924	14/08/15	03:15:00	p.m.	21.324	35%	92.58
925	14/08/15	03:20:00	p.m.	22.1664	36%	97.61
926	14/08/15	03:25:00	p.m.	20.7584	34%	87.64
927	14/08/15	03:30:00	p.m.	21.8096	36%	97.61
928	14/08/15	03:35:00	p.m.	22.196	36%	97.61
929	14/08/15	03:40:00	p.m.	22.1608	36%	97.61
930	14/08/15	03:45:00	p.m.	22.0264	36%	97.61
931	14/08/15	03:50:00	p.m.	21.1576	35%	92.58
932	14/08/15	03:55:00	p.m.	20.5952	34%	87.64
933	14/08/15	04:00:00	p.m.	21.768	36%	97.61
934	14/08/15	04:05:00	p.m.	21.9792	36%	97.61
935	14/08/15	04:10:00	p.m.	21.4016	35%	92.58
936	14/08/15	04:15:00	p.m.	20.3776	33%	82.81
937	14/08/15	04:20:00	p.m.	21.384	35%	92.58
938	14/08/15	04:25:00	p.m.	21.9136	36%	97.61
939	14/08/15	04:30:00	p.m.	22.0656	36%	97.61
940	14/08/15	04:35:00	p.m.	20.1872	33%	82.81
941	14/08/15	04:40:00	p.m.	21.3216	35%	92.58
942	14/08/15	04:45:00	p.m.	21.604	35%	92.58
943	14/08/15	04:50:00	p.m.	20.9048	34%	87.64
944	14/08/15	04:55:00	p.m.	20.1512	33%	82.81

N°	Fecha	Hora	am/pm	TIRANTE (CM) PUNTO P-5	TIRANTE (%)	Q (L/S) PUNTO P-5
945	14/08/15	05:00:00	p.m.	21.0624	35%	92.58
946	14/08/15	05:05:00	p.m.	21.9552	36%	97.61
947	14/08/15	05:10:00	p.m.	21.7112	36%	97.61
948	14/08/15	05:15:00	p.m.	20.2648	33%	82.81
949	14/08/15	05:20:00	p.m.	21.3064	35%	92.58
950	14/08/15	05:25:00	p.m.	20.2912	33%	82.81
951	14/08/15	05:30:00	p.m.	20.8392	34%	87.64
952	14/08/15	05:35:00	p.m.	20.9704	34%	87.64
953	14/08/15	05:40:00	p.m.	19.744	32%	78.08
954	14/08/15	05:45:00	p.m.	20.86	34%	87.64
955	14/08/15	05:50:00	p.m.	20.568	34%	87.64
956	14/08/15	05:55:00	p.m.	19.0296	31%	73.46
957	14/08/15	06:00:00	p.m.	19.9608	33%	82.81
958	14/08/15	06:05:00	p.m.	19.8064	32%	78.08
959	14/08/15	06:10:00	p.m.	18.1128	30%	68.95
960	14/08/15	06:15:00	p.m.	19.2464	32%	78.08
961	14/08/15	06:20:00	p.m.	19.4576	32%	78.08
962	14/08/15	06:25:00	p.m.	20.1368	33%	82.81
963	14/08/15	06:30:00	p.m.	18.532	30%	68.95
964	14/08/15	06:35:00	p.m.	19.2912	32%	78.08
965	14/08/15	06:40:00	p.m.	20.0352	33%	82.81
966	14/08/15	06:45:00	p.m.	18.404	30%	68.95
967	14/08/15	06:50:00	p.m.	19.7584	32%	78.08
968	14/08/15	06:55:00	p.m.	19.8032	32%	78.08
969	14/08/15	07:00:00	p.m.	20.1128	33%	82.81
970	14/08/15	07:05:00	p.m.	21.1368	35%	92.58
971	14/08/15	07:10:00	p.m.	19.3504	32%	78.08
972	14/08/15	07:15:00	p.m.	20.8448	34%	87.64
973	14/08/15	07:20:00	p.m.	19.2968	32%	78.08
974	14/08/15	07:25:00	p.m.	19.3712	32%	78.08
975	14/08/15	07:30:00	p.m.	18.7912	31%	73.46
976	14/08/15	07:35:00	p.m.	17.2848	28%	60.29
977	14/08/15	07:40:00	p.m.	18.8416	31%	73.46
978	14/08/15	07:45:00	p.m.	18.044	30%	68.95
979	14/08/15	07:50:00	p.m.	16.9096	28%	60.29
980	14/08/15	07:55:00	p.m.	18.3832	30%	68.95
981	14/08/15	08:00:00	p.m.	17.16	28%	60.29
982	14/08/15	08:05:00	p.m.	17.3056	28%	60.29
983	14/08/15	08:10:00	p.m.	18.4128	30%	68.95
984	14/08/15	08:15:00	p.m.	17.7048	29%	64.56
985	14/08/15	08:20:00	p.m.	16.6424	27%	56.14
986	14/08/15	08:25:00	p.m.	17.892	29%	64.56
987	14/08/15	08:30:00	p.m.	16.428	27%	56.14

N°	Fecha	Hora	am/pm	TIRANTE (CM) PUNTO P-5	TIRANTE (%)	Q (L/S) PUNTO P-5
988	14/08/15	08:35:00	p.m.	16.672	27%	56.14
989	14/08/15	08:40:00	p.m.	17.1424	28%	60.29
990	14/08/15	08:45:00	p.m.	15.6152	26%	52.12
991	14/08/15	08:50:00	p.m.	17.2136	28%	60.29
992	14/08/15	08:55:00	p.m.	15.7016	26%	52.12
993	14/08/15	09:00:00	p.m.	15.5256	25%	48.23
994	14/08/15	09:05:00	p.m.	16.0352	26%	52.12
995	14/08/15	09:10:00	p.m.	14.5016	24%	44.47
996	14/08/15	09:15:00	p.m.	16.0704	26%	52.12
997	14/08/15	09:20:00	p.m.	14.7136	24%	44.47
998	14/08/15	09:25:00	p.m.	13.7664	23%	40.85
999	14/08/15	09:30:00	p.m.	15.4456	25%	48.23
1000	14/08/15	09:35:00	p.m.	13.7368	23%	40.85
1001	14/08/15	09:40:00	p.m.	13.6952	22%	37.37
1002	14/08/15	09:45:00	p.m.	15.216	25%	48.23
1003	14/08/15	09:50:00	p.m.	13.6208	22%	37.37
1004	14/08/15	09:55:00	p.m.	13.192	22%	37.37
1005	14/08/15	10:00:00	p.m.	14.9752	25%	48.23
1006	14/08/15	10:05:00	p.m.	13.564	22%	37.37
1007	14/08/15	10:10:00	p.m.	12.612	21%	34.03
1008	14/08/15	10:15:00	p.m.	13.5344	22%	37.37
1009	14/08/15	10:20:00	p.m.	12.9808	21%	34.03
1010	14/08/15	10:25:00	p.m.	12.4928	20%	30.83
1011	14/08/15	10:30:00	p.m.	13.8408	23%	40.85
1012	14/08/15	10:35:00	p.m.	12.4216	20%	30.83
1013	14/08/15	10:40:00	p.m.	11.9632	20%	30.83
1014	14/08/15	10:45:00	p.m.	12.1328	20%	30.83
1015	14/08/15	10:50:00	p.m.	13.3024	22%	37.37
1016	14/08/15	10:55:00	p.m.	11.9392	20%	30.83
1017	14/08/15	11:00:00	p.m.	11.436	19%	27.78
1018	14/08/15	11:05:00	p.m.	11.2784	18%	24.89
1019	14/08/15	11:10:00	p.m.	13.1984	22%	37.37
1020	14/08/15	11:15:00	p.m.	11.8648	19%	27.78
1021	14/08/15	11:20:00	p.m.	10.8288	18%	24.89
1022	14/08/15	11:25:00	p.m.	10.9952	18%	24.89
1023	14/08/15	11:30:00	p.m.	11.1264	18%	24.89
1024	14/08/15	11:35:00	p.m.	12.704	21%	34.03
1025	14/08/15	11:40:00	p.m.	11.1024	18%	24.89
1026	14/08/15	11:45:00	p.m.	10.2368	17%	22.14
1027	14/08/15	11:50:00	p.m.	10.68	18%	24.89
1028	14/08/15	11:55:00	p.m.	10.0728	17%	22.14
1029	15/08/15	12:00:00	a.m.	10.5488	17%	22.14
1030	15/08/15	12:05:00	a.m.	12.4424	20%	30.83

N°	Fecha	Hora	am/pm	TIRANTE (CM) PUNTO P-5	TIRANTE (%)	Q (L/S) PUNTO P-5
1031	15/08/15	12:10:00	a.m.	11.028	18%	24.89
1032	15/08/15	12:15:00	a.m.	10.4952	17%	22.14
1033	15/08/15	12:20:00	a.m.	10.4832	17%	22.14
1034	15/08/15	12:25:00	a.m.	10.3256	17%	22.14
1035	15/08/15	12:30:00	a.m.	10.6144	17%	22.14
1036	15/08/15	12:35:00	a.m.	12.7664	21%	34.03
1037	15/08/15	12:40:00	a.m.	10.8648	18%	24.89
1038	15/08/15	12:45:00	a.m.	10.3584	17%	22.14
1039	15/08/15	12:50:00	a.m.	9.888	16%	19.55
1040	15/08/15	12:55:00	a.m.	9.8112	16%	19.55
1041	15/08/15	01:00:00	a.m.	9.924	16%	19.55
1042	15/08/15	01:05:00	a.m.	9.8912	16%	19.55
1043	15/08/15	01:10:00	a.m.	9.8408	16%	19.55
1044	15/08/15	01:15:00	a.m.	12.1416	20%	30.83
1045	15/08/15	01:20:00	a.m.	10.4304	17%	22.14
1046	15/08/15	01:25:00	a.m.	9.6416	16%	19.55
1047	15/08/15	01:30:00	a.m.	9.436	15%	17.11
1048	15/08/15	01:35:00	a.m.	9.4712	16%	19.55
1049	15/08/15	01:40:00	a.m.	9.4952	16%	19.55
1050	15/08/15	01:45:00	a.m.	9.4864	16%	19.55
1051	15/08/15	01:50:00	a.m.	9.1056	15%	17.11
1052	15/08/15	01:55:00	a.m.	8.9984	15%	17.11
1053	15/08/15	02:00:00	a.m.	9.3168	15%	17.11
1054	15/08/15	02:05:00	a.m.	10.6328	17%	22.14
1055	15/08/15	02:10:00	a.m.	9.0696	15%	17.11
1056	15/08/15	02:15:00	a.m.	8.6736	14%	14.84
1057	15/08/15	02:20:00	a.m.	8.9208	15%	17.11
1058	15/08/15	02:25:00	a.m.	8.9864	15%	17.11
1059	15/08/15	02:30:00	a.m.	8.7336	14%	14.84
1060	15/08/15	02:35:00	a.m.	8.6768	14%	14.84
1061	15/08/15	02:40:00	a.m.	8.5992	14%	14.84
1062	15/08/15	02:45:00	a.m.	8.4896	14%	14.84
1063	15/08/15	02:50:00	a.m.	8.5544	14%	14.84
1064	15/08/15	02:55:00	a.m.	8.5488	14%	14.84
1065	15/08/15	03:00:00	a.m.	8.576	14%	14.84
1066	15/08/15	03:05:00	a.m.	8.6024	14%	14.84
1067	15/08/15	03:10:00	a.m.	8.5488	14%	14.84
1068	15/08/15	03:15:00	a.m.	10.7128	18%	24.89
1069	15/08/15	03:20:00	a.m.	9.0552	15%	17.11
1070	15/08/15	03:25:00	a.m.	8.296	14%	14.84
1071	15/08/15	03:30:00	a.m.	8.0128	13%	12.72
1072	15/08/15	03:35:00	a.m.	7.9208	13%	12.72
1073	15/08/15	03:40:00	a.m.	8.2128	13%	12.72

N°	Fecha	Hora	am/pm	TIRANTE (CM) PUNTO P-5	TIRANTE (%)	Q (L/S) PUNTO P-5
1074	15/08/15	03:45:00	a.m.	8.1056	13%	12.72
1075	15/08/15	03:50:00	a.m.	7.724	13%	12.72
1076	15/08/15	03:55:00	a.m.	7.5544	12%	10.77
1077	15/08/15	04:00:00	a.m.	7.3168	12%	10.77
1078	15/08/15	04:05:00	a.m.	7.096	12%	10.77
1079	15/08/15	04:10:00	a.m.	7.1168	12%	10.77
1080	15/08/15	04:15:00	a.m.	7.424	12%	10.77
1081	15/08/15	04:20:00	a.m.	7.4712	12%	10.77
1082	15/08/15	04:25:00	a.m.	7.5456	12%	10.77
1083	15/08/15	04:30:00	a.m.	7.0816	12%	10.77
1084	15/08/15	04:35:00	a.m.	7.4952	12%	10.77
1085	15/08/15	04:40:00	a.m.	7.1024	12%	10.77
1086	15/08/15	04:45:00	a.m.	7.26	12%	10.77
1087	15/08/15	04:50:00	a.m.	8.04	13%	12.72
1088	15/08/15	04:55:00	a.m.	9.7928	16%	19.55
1089	15/08/15	05:00:00	a.m.	7.8224	13%	12.72
1090	15/08/15	05:05:00	a.m.	7.6232	12%	10.77
1091	15/08/15	05:10:00	a.m.	7.4888	12%	10.77
1092	15/08/15	05:15:00	a.m.	7.4144	12%	10.77
1093	15/08/15	05:20:00	a.m.	7.6056	12%	10.77
1094	15/08/15	05:25:00	a.m.	7.9056	13%	12.72
1095	15/08/15	05:30:00	a.m.	7.4504	12%	10.77
1096	15/08/15	05:35:00	a.m.	7.1472	12%	10.77
1097	15/08/15	05:40:00	a.m.	7.5192	12%	10.77
1098	15/08/15	05:45:00	a.m.	8.168	13%	12.72
1099	15/08/15	05:50:00	a.m.	8.2568	14%	14.84
1100	15/08/15	05:55:00	a.m.	8.6824	14%	14.84
1101	15/08/15	06:00:00	a.m.	11.2128	18%	24.89
1102	15/08/15	06:05:00	a.m.	9.6352	16%	19.55
1103	15/08/15	06:10:00	a.m.	9.0784	15%	17.11
1104	15/08/15	06:15:00	a.m.	11.6888	19%	27.78
1105	15/08/15	06:20:00	a.m.	11.5224	19%	27.78
1106	15/08/15	06:25:00	a.m.	10.8352	18%	24.89
1107	15/08/15	06:30:00	a.m.	13.0256	21%	34.03
1108	15/08/15	06:35:00	a.m.	11.1472	18%	24.89
1109	15/08/15	06:40:00	a.m.	12.6472	21%	34.03
1110	15/08/15	06:45:00	a.m.	13.0584	21%	34.03
1111	15/08/15	06:50:00	a.m.	12.38	20%	30.83
1112	15/08/15	06:55:00	a.m.	14.252	23%	40.85
1113	15/08/15	07:00:00	a.m.	12.7728	21%	34.03
1114	15/08/15	07:05:00	a.m.	14.7368	24%	44.47
1115	15/08/15	07:10:00	a.m.	13.3472	22%	37.37
1116	15/08/15	07:15:00	a.m.	14.892	24%	44.47

N°	Fecha	Hora	am/pm	TIRANTE (CM) PUNTO P-5	TIRANTE (%)	Q (L/S) PUNTO P-5
1117	15/08/15	07:20:00	a.m.	14.6032	24%	44.47
1118	15/08/15	07:25:00	a.m.	15.4632	25%	48.23
1119	15/08/15	07:30:00	a.m.	16.4512	27%	56.14
1120	15/08/15	07:35:00	a.m.	15.7904	26%	52.12
1121	15/08/15	07:40:00	a.m.	17.6896	29%	64.56
1122	15/08/15	07:45:00	a.m.	17.9336	29%	64.56
1123	15/08/15	07:50:00	a.m.	16.6424	27%	56.14
1124	15/08/15	07:55:00	a.m.	18.2496	30%	68.95
1125	15/08/15	08:00:00	a.m.	18.3384	30%	68.95
1126	15/08/15	08:05:00	a.m.	17.4544	29%	64.56
1127	15/08/15	08:10:00	a.m.	18.9072	31%	73.46
1128	15/08/15	08:15:00	a.m.	19.1216	31%	73.46
1129	15/08/15	08:20:00	a.m.	18.9696	31%	73.46
1130	15/08/15	08:25:00	a.m.	20.4552	34%	87.64
1131	15/08/15	08:30:00	a.m.	19.8328	33%	82.81
1132	15/08/15	08:35:00	a.m.	19.6576	32%	78.08
1133	15/08/15	08:40:00	a.m.	20.94	34%	87.64
1134	15/08/15	08:45:00	a.m.	21.2824	35%	92.58
1135	15/08/15	08:50:00	a.m.	19.4552	32%	78.08
1136	15/08/15	08:55:00	a.m.	19.8896	33%	82.81
1137	15/08/15	09:00:00	a.m.	20.5264	34%	87.64
1138	15/08/15	09:05:00	a.m.	21.556	35%	92.58
1139	15/08/15	09:10:00	a.m.	20.7112	34%	87.64
1140	15/08/15	09:15:00	a.m.	20.7912	34%	87.64
1141	15/08/15	09:20:00	a.m.	21.7024	36%	97.61
1142	15/08/15	09:25:00	a.m.	21.0328	34%	87.64
1143	15/08/15	09:30:00	a.m.	21.312	35%	92.58
1144	15/08/15	09:35:00	a.m.	21.58	35%	92.58
1145	15/08/15	09:40:00	a.m.	21.1368	35%	92.58
1146	15/08/15	09:45:00	a.m.	21.7024	36%	97.61
1147	15/08/15	09:50:00	a.m.	21.8752	36%	97.61
1148	15/08/15	09:55:00	a.m.	21.8184	36%	97.61
1149	15/08/15	10:00:00	a.m.	20.2344	33%	82.81
1150	15/08/15	10:05:00	a.m.	21.768	36%	97.61
1151	15/08/15	10:10:00	a.m.	20.8536	34%	87.64
1152	15/08/15	10:15:00	a.m.	20.1488	33%	82.81
			Max	52.63	86%	365.86
			Prom	16.27	27%	60.10
			Min	6.13	10%	7.35

2.5 PUNTO P-7 PUENTE PIEDRA

N°	Fecha	Hora	am/pm	TIRANTE (CM) PUNTO P-7	TIRANTE (%)	Q (L/S) PUNTO P-7
----	-------	------	-------	------------------------	-------------	-------------------

N°	Fecha	Hora	am/pm	TIRANTE (CM) PUNTO P-7	TIRANTE (%)	Q (L/S) PUNTO P-7
1	05/08/15	01:50:00	p.m.	25.622	42%	269.10
2	05/08/15	01:55:00	p.m.	25.88901	42%	269.10
3	05/08/15	02:00:00	p.m.	25.87869	42%	269.10
4	05/08/15	02:05:00	p.m.	26.20764	43%	280.74
5	05/08/15	02:10:00	p.m.	26.22699	43%	280.74
6	05/08/15	02:15:00	p.m.	26.4966	43%	280.74
7	05/08/15	02:20:00	p.m.	26.58303	44%	292.50
8	05/08/15	02:25:00	p.m.	26.65011	44%	292.50
9	05/08/15	02:30:00	p.m.	27.08871	44%	292.50
10	05/08/15	02:35:00	p.m.	27.17127	45%	304.40
11	05/08/15	02:40:00	p.m.	26.9739	44%	292.50
12	05/08/15	02:45:00	p.m.	26.66946	44%	292.50
13	05/08/15	02:50:00	p.m.	26.81007	44%	292.50
14	05/08/15	02:55:00	p.m.	25.91739	42%	269.10
15	05/08/15	03:00:00	p.m.	25.71744	42%	269.10
16	05/08/15	03:05:00	p.m.	26.3031	43%	280.74
17	05/08/15	03:10:00	p.m.	26.56626	44%	292.50
18	05/08/15	03:15:00	p.m.	26.44887	43%	280.74
19	05/08/15	03:20:00	p.m.	26.22828	43%	280.74
20	05/08/15	03:25:00	p.m.	26.3676	43%	280.74
21	05/08/15	03:30:00	p.m.	25.73679	42%	269.10
22	05/08/15	03:35:00	p.m.	24.81057	41%	257.61
23	05/08/15	03:40:00	p.m.	24.53967	40%	246.27
24	05/08/15	03:45:00	p.m.	25.70454	42%	269.10
25	05/08/15	03:50:00	p.m.	25.76904	42%	269.10
26	05/08/15	03:55:00	p.m.	25.3098	41%	257.61
27	05/08/15	04:00:00	p.m.	24.65319	40%	246.27
28	05/08/15	04:05:00	p.m.	25.19757	41%	257.61
29	05/08/15	04:10:00	p.m.	25.64907	42%	269.10
30	05/08/15	04:15:00	p.m.	25.63746	42%	269.10
31	05/08/15	04:20:00	p.m.	25.32141	42%	269.10
32	05/08/15	04:25:00	p.m.	24.87507	41%	257.61
33	05/08/15	04:30:00	p.m.	24.70092	40%	246.27
34	05/08/15	04:35:00	p.m.	25.04406	41%	257.61
35	05/08/15	04:40:00	p.m.	24.90087	41%	257.61
36	05/08/15	04:45:00	p.m.	24.95247	41%	257.61
37	05/08/15	04:50:00	p.m.	23.85081	39%	235.09
38	05/08/15	04:55:00	p.m.	23.72826	39%	235.09
39	05/08/15	05:00:00	p.m.	23.94756	39%	235.09
40	05/08/15	05:05:00	p.m.	24.02754	39%	235.09
41	05/08/15	05:10:00	p.m.	24.40035	40%	246.27
42	05/08/15	05:15:00	p.m.	24.61449	40%	246.27
43	05/08/15	05:20:00	p.m.	24.97827	41%	257.61

N°	Fecha	Hora	am/pm	TIRANTE (CM) PUNTO P-7	TIRANTE (%)	Q (L/S) PUNTO P-7
44	05/08/15	05:25:00	p.m.	24.85056	41%	257.61
45	05/08/15	05:30:00	p.m.	23.98368	39%	235.09
46	05/08/15	05:35:00	p.m.	24.04302	39%	235.09
47	05/08/15	05:40:00	p.m.	24.45195	40%	246.27
48	05/08/15	05:45:00	p.m.	24.7293	41%	257.61
49	05/08/15	05:50:00	p.m.	24.44292	40%	246.27
50	05/08/15	05:55:00	p.m.	23.7102	39%	235.09
51	05/08/15	06:00:00	p.m.	23.19162	38%	224.08
52	05/08/15	06:05:00	p.m.	23.23806	38%	224.08
53	05/08/15	06:10:00	p.m.	23.62119	39%	235.09
54	05/08/15	06:15:00	p.m.	23.59926	39%	235.09
55	05/08/15	06:20:00	p.m.	23.34255	38%	224.08
56	05/08/15	06:25:00	p.m.	23.22774	38%	224.08
57	05/08/15	06:30:00	p.m.	23.349	38%	224.08
58	05/08/15	06:35:00	p.m.	23.7102	39%	235.09
59	05/08/15	06:40:00	p.m.	23.67279	39%	235.09
60	05/08/15	06:45:00	p.m.	23.42382	38%	224.08
61	05/08/15	06:50:00	p.m.	23.17356	38%	224.08
62	05/08/15	06:55:00	p.m.	23.02908	38%	224.08
63	05/08/15	07:00:00	p.m.	23.33094	38%	224.08
64	05/08/15	07:05:00	p.m.	23.50896	39%	235.09
65	05/08/15	07:10:00	p.m.	23.53863	39%	235.09
66	05/08/15	07:15:00	p.m.	23.30385	38%	224.08
67	05/08/15	07:20:00	p.m.	23.19678	38%	224.08
68	05/08/15	07:25:00	p.m.	23.2845	38%	224.08
69	05/08/15	07:30:00	p.m.	23.63796	39%	235.09
70	05/08/15	07:35:00	p.m.	23.4909	39%	235.09
71	05/08/15	07:40:00	p.m.	23.22903	38%	224.08
72	05/08/15	07:45:00	p.m.	22.71819	37%	213.25
73	05/08/15	07:50:00	p.m.	22.9233	38%	224.08
74	05/08/15	07:55:00	p.m.	23.39028	38%	224.08
75	05/08/15	08:00:00	p.m.	23.23161	38%	224.08
76	05/08/15	08:05:00	p.m.	22.35828	37%	213.25
77	05/08/15	08:10:00	p.m.	21.80487	36%	202.60
78	05/08/15	08:15:00	p.m.	22.40601	37%	213.25
79	05/08/15	08:20:00	p.m.	22.57371	37%	213.25
80	05/08/15	08:25:00	p.m.	21.83196	36%	202.60
81	05/08/15	08:30:00	p.m.	21.38175	35%	192.15
82	05/08/15	08:35:00	p.m.	21.62814	35%	192.15
83	05/08/15	08:40:00	p.m.	21.543	35%	192.15
84	05/08/15	08:45:00	p.m.	21.31596	35%	192.15
85	05/08/15	08:50:00	p.m.	21.28887	35%	192.15
86	05/08/15	08:55:00	p.m.	21.07344	35%	192.15

N°	Fecha	Hora	am/pm	TIRANTE (CM) PUNTO P-7	TIRANTE (%)	Q (L/S) PUNTO P-7
87	05/08/15	09:00:00	p.m.	20.40522	33%	171.87
88	05/08/15	09:05:00	p.m.	20.40135	33%	171.87
89	05/08/15	09:10:00	p.m.	21.04248	34%	181.91
90	05/08/15	09:15:00	p.m.	21.29274	35%	192.15
91	05/08/15	09:20:00	p.m.	20.53809	34%	181.91
92	05/08/15	09:25:00	p.m.	20.32653	33%	171.87
93	05/08/15	09:30:00	p.m.	19.71249	32%	162.06
94	05/08/15	09:35:00	p.m.	19.12425	31%	152.47
95	05/08/15	09:40:00	p.m.	19.11006	31%	152.47
96	05/08/15	09:45:00	p.m.	19.51641	32%	162.06
97	05/08/15	09:50:00	p.m.	19.26744	32%	162.06
98	05/08/15	09:55:00	p.m.	18.29478	30%	143.11
99	05/08/15	10:00:00	p.m.	17.39307	29%	134.00
100	05/08/15	10:05:00	p.m.	17.30922	28%	125.13
101	05/08/15	10:10:00	p.m.	17.1183	28%	125.13
102	05/08/15	10:15:00	p.m.	17.06928	28%	125.13
103	05/08/15	10:20:00	p.m.	17.35695	28%	125.13
104	05/08/15	10:25:00	p.m.	17.60334	29%	134.00
105	05/08/15	10:30:00	p.m.	17.76588	29%	134.00
106	05/08/15	10:35:00	p.m.	18.32316	30%	143.11
107	05/08/15	10:40:00	p.m.	18.59535	30%	143.11
108	05/08/15	10:45:00	p.m.	18.73467	31%	152.47
109	05/08/15	10:50:00	p.m.	17.94519	29%	134.00
110	05/08/15	10:55:00	p.m.	17.59818	29%	134.00
111	05/08/15	11:00:00	p.m.	17.43693	29%	134.00
112	05/08/15	11:05:00	p.m.	17.60592	29%	134.00
113	05/08/15	11:10:00	p.m.	17.44983	29%	134.00
114	05/08/15	11:15:00	p.m.	17.47563	29%	134.00
115	05/08/15	11:20:00	p.m.	16.87578	28%	125.13
116	05/08/15	11:25:00	p.m.	16.13274	26%	108.18
117	05/08/15	11:30:00	p.m.	15.81282	26%	108.18
118	05/08/15	11:35:00	p.m.	15.28134	25%	100.11
119	05/08/15	11:40:00	p.m.	14.90982	24%	92.31
120	05/08/15	11:45:00	p.m.	14.7189	24%	92.31
121	05/08/15	11:50:00	p.m.	14.65311	24%	92.31
122	05/08/15	11:55:00	p.m.	15.32649	25%	100.11
123	06/08/15	12:00:00	a.m.	14.42865	24%	92.31
124	06/08/15	12:05:00	a.m.	14.19516	23%	84.79
125	06/08/15	12:10:00	a.m.	14.18226	23%	84.79
126	06/08/15	12:15:00	a.m.	13.64949	22%	77.56
127	06/08/15	12:20:00	a.m.	14.73567	24%	92.31
128	06/08/15	12:25:00	a.m.	15.06462	25%	100.11
129	06/08/15	12:30:00	a.m.	15.0156	25%	100.11

N°	Fecha	Hora	am/pm	TIRANTE (CM) PUNTO P-7	TIRANTE (%)	Q (L/S) PUNTO P-7
130	06/08/15	12:35:00	a.m.	14.30223	23%	84.79
131	06/08/15	12:40:00	a.m.	14.41833	24%	92.31
132	06/08/15	12:45:00	a.m.	13.7256	23%	84.79
133	06/08/15	12:50:00	a.m.	13.74882	23%	84.79
134	06/08/15	12:55:00	a.m.	13.75527	23%	84.79
135	06/08/15	01:00:00	a.m.	13.7127	22%	77.56
136	06/08/15	01:05:00	a.m.	12.90645	21%	70.63
137	06/08/15	01:10:00	a.m.	14.97174	25%	100.11
138	06/08/15	01:15:00	a.m.	15.35487	25%	100.11
139	06/08/15	01:20:00	a.m.	16.37655	27%	116.53
140	06/08/15	01:25:00	a.m.	16.39203	27%	116.53
141	06/08/15	01:30:00	a.m.	16.43847	27%	116.53
142	06/08/15	01:35:00	a.m.	16.45395	27%	116.53
143	06/08/15	01:40:00	a.m.	16.56876	27%	116.53
144	06/08/15	01:45:00	a.m.	16.91577	28%	125.13
145	06/08/15	01:50:00	a.m.	16.55586	27%	116.53
146	06/08/15	01:55:00	a.m.	17.37243	28%	125.13
147	06/08/15	02:00:00	a.m.	17.41887	29%	134.00
148	06/08/15	02:05:00	a.m.	14.91885	24%	92.31
149	06/08/15	02:10:00	a.m.	13.56306	22%	77.56
150	06/08/15	02:15:00	a.m.	13.0806	21%	70.63
151	06/08/15	02:20:00	a.m.	16.47459	27%	116.53
152	06/08/15	02:25:00	a.m.	16.3314	27%	116.53
153	06/08/15	02:30:00	a.m.	17.59689	29%	134.00
154	06/08/15	02:35:00	a.m.	18.59406	30%	143.11
155	06/08/15	02:40:00	a.m.	18.75273	31%	152.47
156	06/08/15	02:45:00	a.m.	19.39515	32%	162.06
157	06/08/15	02:50:00	a.m.	20.02854	33%	171.87
158	06/08/15	02:55:00	a.m.	19.41321	32%	162.06
159	06/08/15	03:00:00	a.m.	19.46352	32%	162.06
160	06/08/15	03:05:00	a.m.	19.08684	31%	152.47
161	06/08/15	03:10:00	a.m.	19.07265	31%	152.47
162	06/08/15	03:15:00	a.m.	19.22229	32%	162.06
163	06/08/15	03:20:00	a.m.	19.29195	32%	162.06
164	06/08/15	03:25:00	a.m.	19.32549	32%	162.06
165	06/08/15	03:30:00	a.m.	19.28421	32%	162.06
166	06/08/15	03:35:00	a.m.	19.55511	32%	162.06
167	06/08/15	03:40:00	a.m.	19.37064	32%	162.06
168	06/08/15	03:45:00	a.m.	19.11264	31%	152.47
169	06/08/15	03:50:00	a.m.	19.26873	32%	162.06
170	06/08/15	03:55:00	a.m.	19.08039	31%	152.47
171	06/08/15	04:00:00	a.m.	19.10232	31%	152.47
172	06/08/15	04:05:00	a.m.	18.87657	31%	152.47

N°	Fecha	Hora	am/pm	TIRANTE (CM) PUNTO P-7	TIRANTE (%)	Q (L/S) PUNTO P-7
173	06/08/15	04:10:00	a.m.	19.04169	31%	152.47
174	06/08/15	04:15:00	a.m.	19.03266	31%	152.47
175	06/08/15	04:20:00	a.m.	18.75402	31%	152.47
176	06/08/15	04:25:00	a.m.	18.51408	30%	143.11
177	06/08/15	04:30:00	a.m.	18.47409	30%	143.11
178	06/08/15	04:35:00	a.m.	18.81723	31%	152.47
179	06/08/15	04:40:00	a.m.	18.49602	30%	143.11
180	06/08/15	04:45:00	a.m.	18.29349	30%	143.11
181	06/08/15	04:50:00	a.m.	18.42765	30%	143.11
182	06/08/15	04:55:00	a.m.	18.37734	30%	143.11
183	06/08/15	05:00:00	a.m.	18.16578	30%	143.11
184	06/08/15	05:05:00	a.m.	18.57342	30%	143.11
185	06/08/15	05:10:00	a.m.	18.73596	31%	152.47
186	06/08/15	05:15:00	a.m.	18.55407	30%	143.11
187	06/08/15	05:20:00	a.m.	18.57471	30%	143.11
188	06/08/15	05:25:00	a.m.	18.70113	31%	152.47
189	06/08/15	05:30:00	a.m.	18.71661	31%	152.47
190	06/08/15	05:35:00	a.m.	18.92559	31%	152.47
191	06/08/15	05:40:00	a.m.	18.4599	30%	143.11
192	06/08/15	05:45:00	a.m.	18.57729	30%	143.11
193	06/08/15	05:50:00	a.m.	18.87528	31%	152.47
194	06/08/15	05:55:00	a.m.	19.01976	31%	152.47
195	06/08/15	06:00:00	a.m.	19.84794	33%	171.87
196	06/08/15	06:05:00	a.m.	13.91394	23%	84.79
197	06/08/15	06:10:00	a.m.	15.9573	26%	108.18
198	06/08/15	06:15:00	a.m.	16.14564	26%	108.18
199	06/08/15	06:20:00	a.m.	16.92351	28%	125.13
200	06/08/15	06:25:00	a.m.	17.22408	28%	125.13
201	06/08/15	06:30:00	a.m.	16.38042	27%	116.53
202	06/08/15	06:35:00	a.m.	15.867	26%	108.18
203	06/08/15	06:40:00	a.m.	14.36673	24%	92.31
204	06/08/15	06:45:00	a.m.	13.77204	23%	84.79
205	06/08/15	06:50:00	a.m.	15.5316	25%	100.11
206	06/08/15	06:55:00	a.m.	16.55328	27%	116.53
207	06/08/15	07:00:00	a.m.	16.68228	27%	116.53
208	06/08/15	07:05:00	a.m.	16.80225	28%	125.13
209	06/08/15	07:10:00	a.m.	17.62269	29%	134.00
210	06/08/15	07:15:00	a.m.	19.05588	31%	152.47
211	06/08/15	07:20:00	a.m.	19.08426	31%	152.47
212	06/08/15	07:25:00	a.m.	18.96042	31%	152.47
213	06/08/15	07:30:00	a.m.	19.04556	31%	152.47
214	06/08/15	07:35:00	a.m.	19.89309	33%	171.87
215	06/08/15	07:40:00	a.m.	20.35104	33%	171.87

N°	Fecha	Hora	am/pm	TIRANTE (CM) PUNTO P-7	TIRANTE (%)	Q (L/S) PUNTO P-7
216	06/08/15	07:45:00	a.m.	20.92251	34%	181.91
217	06/08/15	07:50:00	a.m.	20.31234	33%	171.87
218	06/08/15	07:55:00	a.m.	20.81544	34%	181.91
219	06/08/15	08:00:00	a.m.	20.28912	33%	171.87
220	06/08/15	08:05:00	a.m.	20.48133	34%	181.91
221	06/08/15	08:10:00	a.m.	21.96999	36%	202.60
222	06/08/15	08:15:00	a.m.	22.19316	36%	202.60
223	06/08/15	08:20:00	a.m.	22.01772	36%	202.60
224	06/08/15	08:25:00	a.m.	21.90033	36%	202.60
225	06/08/15	08:30:00	a.m.	22.21767	36%	202.60
226	06/08/15	08:35:00	a.m.	22.69755	37%	213.25
227	06/08/15	08:40:00	a.m.	23.7618	39%	235.09
228	06/08/15	08:45:00	a.m.	23.76696	39%	235.09
229	06/08/15	08:50:00	a.m.	23.49348	39%	235.09
230	06/08/15	08:55:00	a.m.	23.15163	38%	224.08
231	06/08/15	09:00:00	a.m.	23.71278	39%	235.09
232	06/08/15	09:05:00	a.m.	24.77316	41%	257.61
233	06/08/15	09:10:00	a.m.	24.77058	41%	257.61
234	06/08/15	09:15:00	a.m.	24.82218	41%	257.61
235	06/08/15	09:20:00	a.m.	24.89442	41%	257.61
236	06/08/15	09:25:00	a.m.	24.33972	40%	246.27
237	06/08/15	09:30:00	a.m.	23.75922	39%	235.09
238	06/08/15	09:35:00	a.m.	24.09075	39%	235.09
239	06/08/15	09:40:00	a.m.	24.73962	41%	257.61
240	06/08/15	09:45:00	a.m.	25.13178	41%	257.61
241	06/08/15	09:50:00	a.m.	25.91352	42%	269.10
242	06/08/15	09:55:00	a.m.	26.187	43%	280.74
243	06/08/15	10:00:00	a.m.	26.01156	43%	280.74
244	06/08/15	10:05:00	a.m.	25.68777	42%	269.10
245	06/08/15	10:10:00	a.m.	24.98085	41%	257.61
246	06/08/15	10:15:00	a.m.	25.05438	41%	257.61
247	06/08/15	10:20:00	a.m.	25.87869	42%	269.10
248	06/08/15	10:25:00	a.m.	26.22699	43%	280.74
249	06/08/15	10:30:00	a.m.	26.23602	43%	280.74
250	06/08/15	10:35:00	a.m.	26.00382	43%	280.74
251	06/08/15	10:40:00	a.m.	25.9161	42%	269.10
252	06/08/15	10:45:00	a.m.	26.47467	43%	280.74
253	06/08/15	10:50:00	a.m.	26.39985	43%	280.74
254	06/08/15	10:55:00	a.m.	26.24892	43%	280.74
255	06/08/15	11:00:00	a.m.	26.56755	44%	292.50
256	06/08/15	11:05:00	a.m.	26.61786	44%	292.50
257	06/08/15	11:10:00	a.m.	26.93778	44%	292.50
258	06/08/15	11:15:00	a.m.	26.9997	44%	292.50

N°	Fecha	Hora	am/pm	TIRANTE (CM) PUNTO P-7	TIRANTE (%)	Q (L/S) PUNTO P-7
259	06/08/15	11:20:00	a.m.	27.45894	45%	304.40
260	06/08/15	11:25:00	a.m.	27.63696	45%	304.40
261	06/08/15	11:30:00	a.m.	27.56343	45%	304.40
262	06/08/15	11:35:00	a.m.	27.70533	45%	304.40
263	06/08/15	11:40:00	a.m.	28.10265	46%	316.41
264	06/08/15	11:45:00	a.m.	28.4316	47%	328.52
265	06/08/15	11:50:00	a.m.	28.55931	47%	328.52
266	06/08/15	11:55:00	a.m.	28.36194	46%	316.41
267	06/08/15	12:00:00	p.m.	28.33872	46%	316.41
268	06/08/15	12:05:00	p.m.	28.15296	46%	316.41
269	06/08/15	12:10:00	p.m.	27.95946	46%	316.41
270	06/08/15	12:15:00	p.m.	27.93366	46%	316.41
271	06/08/15	12:20:00	p.m.	27.93495	46%	316.41
272	06/08/15	12:25:00	p.m.	27.78789	46%	316.41
273	06/08/15	12:30:00	p.m.	27.51957	45%	304.40
274	06/08/15	12:35:00	p.m.	27.2835	45%	304.40
275	06/08/15	12:40:00	p.m.	27.08097	44%	292.50
276	06/08/15	12:45:00	p.m.	27.16611	45%	304.40
277	06/08/15	12:50:00	p.m.	27.35832	45%	304.40
278	06/08/15	12:55:00	p.m.	27.42411	45%	304.40
279	06/08/15	01:00:00	p.m.	27.37638	45%	304.40
280	06/08/15	01:05:00	p.m.	27.43314	45%	304.40
281	06/08/15	01:10:00	p.m.	27.32478	45%	304.40
282	06/08/15	01:15:00	p.m.	27.66663	45%	304.40
283	06/08/15	01:20:00	p.m.	27.37509	45%	304.40
284	06/08/15	01:25:00	p.m.	27.63309	45%	304.40
285	06/08/15	01:30:00	p.m.	27.53118	45%	304.40
286	06/08/15	01:35:00	p.m.	27.51699	45%	304.40
287	06/08/15	01:40:00	p.m.	27.78402	46%	316.41
288	06/08/15	01:45:00	p.m.	27.90141	46%	316.41
289	06/08/15	01:50:00	p.m.	27.68985	45%	304.40
290	06/08/15	01:55:00	p.m.	27.66792	45%	304.40
291	06/08/15	02:00:00	p.m.	27.59955	45%	304.40
292	06/08/15	02:05:00	p.m.	27.48216	45%	304.40
293	06/08/15	02:10:00	p.m.	27.42669	45%	304.40
294	06/08/15	02:15:00	p.m.	27.34671	45%	304.40
295	06/08/15	02:20:00	p.m.	27.63567	45%	304.40
296	06/08/15	02:25:00	p.m.	27.62664	45%	304.40
297	06/08/15	02:30:00	p.m.	27.56085	45%	304.40
298	06/08/15	02:35:00	p.m.	27.31962	45%	304.40
299	06/08/15	02:40:00	p.m.	27.21513	45%	304.40
300	06/08/15	02:45:00	p.m.	27.33252	45%	304.40
301	06/08/15	02:50:00	p.m.	27.08355	44%	292.50

N°	Fecha	Hora	am/pm	TIRANTE (CM) PUNTO P-7	TIRANTE (%)	Q (L/S) PUNTO P-7
302	06/08/15	02:55:00	p.m.	26.97261	44%	292.50
303	06/08/15	03:00:00	p.m.	27.26415	45%	304.40
304	06/08/15	03:05:00	p.m.	27.23835	45%	304.40
305	06/08/15	03:10:00	p.m.	27.02292	44%	292.50
306	06/08/15	03:15:00	p.m.	27.6705	45%	304.40
307	06/08/15	03:20:00	p.m.	28.30002	46%	316.41
308	06/08/15	03:25:00	p.m.	29.21076	48%	340.73
309	06/08/15	03:30:00	p.m.	30.23502	50%	365.40
310	06/08/15	03:35:00	p.m.	30.64395	50%	365.40
311	06/08/15	03:40:00	p.m.	30.98967	51%	377.83
312	06/08/15	03:45:00	p.m.	31.27476	51%	377.83
313	06/08/15	03:50:00	p.m.	31.56759	52%	390.33
314	06/08/15	03:55:00	p.m.	31.77528	52%	390.33
315	06/08/15	04:00:00	p.m.	31.94814	52%	390.33
316	06/08/15	04:05:00	p.m.	31.62048	52%	390.33
317	06/08/15	04:10:00	p.m.	31.66563	52%	390.33
318	06/08/15	04:15:00	p.m.	31.50696	52%	390.33
319	06/08/15	04:20:00	p.m.	31.43859	52%	390.33
320	06/08/15	04:25:00	p.m.	31.21413	51%	377.83
321	06/08/15	04:30:00	p.m.	31.17543	51%	377.83
322	06/08/15	04:35:00	p.m.	30.77424	50%	365.40
323	06/08/15	04:40:00	p.m.	30.32145	50%	365.40
324	06/08/15	04:45:00	p.m.	29.96928	49%	353.03
325	06/08/15	04:50:00	p.m.	29.08692	48%	340.73
326	06/08/15	04:55:00	p.m.	27.82272	46%	316.41
327	06/08/15	05:00:00	p.m.	28.22004	46%	316.41
328	06/08/15	05:05:00	p.m.	27.93108	46%	316.41
329	06/08/15	05:10:00	p.m.	27.60471	45%	304.40
330	06/08/15	05:15:00	p.m.	27.1545	45%	304.40
331	06/08/15	05:20:00	p.m.	26.832	44%	292.50
332	06/08/15	05:25:00	p.m.	26.74686	44%	292.50
333	06/08/15	05:30:00	p.m.	26.73525	44%	292.50
334	06/08/15	05:35:00	p.m.	26.78427	44%	292.50
335	06/08/15	05:40:00	p.m.	26.98809	44%	292.50
336	06/08/15	05:45:00	p.m.	26.91843	44%	292.50
337	06/08/15	05:50:00	p.m.	26.88618	44%	292.50
338	06/08/15	05:55:00	p.m.	26.79975	44%	292.50
339	06/08/15	06:00:00	p.m.	26.80749	44%	292.50
340	06/08/15	06:05:00	p.m.	27.19965	45%	304.40
341	06/08/15	06:10:00	p.m.	27.03195	44%	292.50
342	06/08/15	06:15:00	p.m.	26.91714	44%	292.50
343	06/08/15	06:20:00	p.m.	27.07323	44%	292.50
344	06/08/15	06:25:00	p.m.	26.27988	43%	280.74

N°	Fecha	Hora	am/pm	TIRANTE (CM) PUNTO P-7	TIRANTE (%)	Q (L/S) PUNTO P-7
345	06/08/15	06:30:00	p.m.	26.3934	43%	280.74
346	06/08/15	06:35:00	p.m.	26.70042	44%	292.50
347	06/08/15	06:40:00	p.m.	26.30439	43%	280.74
348	06/08/15	06:45:00	p.m.	24.93312	41%	257.61
349	06/08/15	06:50:00	p.m.	24.91893	41%	257.61
350	06/08/15	06:55:00	p.m.	25.21305	41%	257.61
351	06/08/15	07:00:00	p.m.	24.81315	41%	257.61
352	06/08/15	07:05:00	p.m.	24.0069	39%	235.09
353	06/08/15	07:10:00	p.m.	24.06882	39%	235.09
354	06/08/15	07:15:00	p.m.	24.04044	39%	235.09
355	06/08/15	07:20:00	p.m.	24.20943	40%	246.27
356	06/08/15	07:25:00	p.m.	24.17073	40%	246.27
357	06/08/15	07:30:00	p.m.	24.1488	40%	246.27
358	06/08/15	07:35:00	p.m.	23.99013	39%	235.09
359	06/08/15	07:40:00	p.m.	23.6328	39%	235.09
360	06/08/15	07:45:00	p.m.	23.3103	38%	224.08
361	06/08/15	07:50:00	p.m.	23.48961	39%	235.09
362	06/08/15	07:55:00	p.m.	23.50767	39%	235.09
363	06/08/15	08:00:00	p.m.	23.14905	38%	224.08
364	06/08/15	08:05:00	p.m.	23.03424	38%	224.08
365	06/08/15	08:10:00	p.m.	23.10648	38%	224.08
366	06/08/15	08:15:00	p.m.	23.31288	38%	224.08
367	06/08/15	08:20:00	p.m.	23.34513	38%	224.08
368	06/08/15	08:25:00	p.m.	22.91943	38%	224.08
369	06/08/15	08:30:00	p.m.	22.05255	36%	202.60
370	06/08/15	08:35:00	p.m.	21.91839	36%	202.60
371	06/08/15	08:40:00	p.m.	22.09641	36%	202.60
372	06/08/15	08:45:00	p.m.	21.79971	36%	202.60
373	06/08/15	08:50:00	p.m.	21.3624	35%	192.15
374	06/08/15	08:55:00	p.m.	21.42561	35%	192.15
375	06/08/15	09:00:00	p.m.	21.69264	36%	202.60
376	06/08/15	09:05:00	p.m.	21.30048	35%	192.15
377	06/08/15	09:10:00	p.m.	21.23082	35%	192.15
378	06/08/15	09:15:00	p.m.	20.71998	34%	181.91
379	06/08/15	09:20:00	p.m.	19.99113	33%	171.87
380	06/08/15	09:25:00	p.m.	20.0982	33%	171.87
381	06/08/15	09:30:00	p.m.	20.35878	33%	171.87
382	06/08/15	09:35:00	p.m.	20.43102	33%	171.87
383	06/08/15	09:40:00	p.m.	19.7241	32%	162.06
384	06/08/15	09:45:00	p.m.	19.29453	32%	162.06
385	06/08/15	09:50:00	p.m.	18.16578	30%	143.11
386	06/08/15	09:55:00	p.m.	17.98647	29%	134.00
387	06/08/15	10:00:00	p.m.	18.77466	31%	152.47

N°	Fecha	Hora	am/pm	TIRANTE (CM) PUNTO P-7	TIRANTE (%)	Q (L/S) PUNTO P-7
388	06/08/15	10:05:00	p.m.	19.22874	32%	162.06
389	06/08/15	10:10:00	p.m.	18.6147	31%	152.47
390	06/08/15	10:15:00	p.m.	17.57238	29%	134.00
391	06/08/15	10:20:00	p.m.	17.63559	29%	134.00
392	06/08/15	10:25:00	p.m.	17.21763	28%	125.13
393	06/08/15	10:30:00	p.m.	17.01897	28%	125.13
394	06/08/15	10:35:00	p.m.	17.23956	28%	125.13
395	06/08/15	10:40:00	p.m.	17.29761	28%	125.13
396	06/08/15	10:45:00	p.m.	17.56464	29%	134.00
397	06/08/15	10:50:00	p.m.	17.29503	28%	125.13
398	06/08/15	10:55:00	p.m.	17.30535	28%	125.13
399	06/08/15	11:00:00	p.m.	16.72614	27%	116.53
400	06/08/15	11:05:00	p.m.	16.25787	27%	116.53
401	06/08/15	11:10:00	p.m.	16.27077	27%	116.53
402	06/08/15	11:15:00	p.m.	16.10178	26%	108.18
403	06/08/15	11:20:00	p.m.	15.95472	26%	108.18
404	06/08/15	11:25:00	p.m.	15.90828	26%	108.18
405	06/08/15	11:30:00	p.m.	17.12088	28%	125.13
406	06/08/15	11:35:00	p.m.	17.12604	28%	125.13
407	06/08/15	11:40:00	p.m.	16.30044	27%	116.53
408	06/08/15	11:45:00	p.m.	16.02309	26%	108.18
409	06/08/15	11:50:00	p.m.	15.39615	25%	100.11
410	06/08/15	11:55:00	p.m.	15.23748	25%	100.11
411	07/08/15	12:00:00	a.m.	15.06075	25%	100.11
412	07/08/15	12:05:00	a.m.	15.04269	25%	100.11
413	07/08/15	12:10:00	a.m.	14.62473	24%	92.31
414	07/08/15	12:15:00	a.m.	14.49315	24%	92.31
415	07/08/15	12:20:00	a.m.	14.6157	24%	92.31
416	07/08/15	12:25:00	a.m.	14.67504	24%	92.31
417	07/08/15	12:30:00	a.m.	14.1513	23%	84.79
418	07/08/15	12:35:00	a.m.	14.44155	24%	92.31
419	07/08/15	12:40:00	a.m.	14.65053	24%	92.31
420	07/08/15	12:45:00	a.m.	14.76276	24%	92.31
421	07/08/15	12:50:00	a.m.	14.42736	24%	92.31
422	07/08/15	12:55:00	a.m.	14.04165	23%	84.79
423	07/08/15	01:00:00	a.m.	13.53081	22%	77.56
424	07/08/15	01:05:00	a.m.	13.07931	21%	70.63
425	07/08/15	01:10:00	a.m.	13.18122	22%	77.56
426	07/08/15	01:15:00	a.m.	14.81178	24%	92.31
427	07/08/15	01:20:00	a.m.	14.52798	24%	92.31
428	07/08/15	01:25:00	a.m.	13.66626	22%	77.56
429	07/08/15	01:30:00	a.m.	13.674	22%	77.56
430	07/08/15	01:35:00	a.m.	13.60692	22%	77.56

N°	Fecha	Hora	am/pm	TIRANTE (CM) PUNTO P-7	TIRANTE (%)	Q (L/S) PUNTO P-7
431	07/08/15	01:40:00	a.m.	15.47097	25%	100.11
432	07/08/15	01:45:00	a.m.	16.11726	26%	108.18
433	07/08/15	01:50:00	a.m.	16.67841	27%	116.53
434	07/08/15	01:55:00	a.m.	17.19183	28%	125.13
435	07/08/15	02:00:00	a.m.	17.91165	29%	134.00
436	07/08/15	02:05:00	a.m.	18.03549	30%	143.11
437	07/08/15	02:10:00	a.m.	18.21222	30%	143.11
438	07/08/15	02:15:00	a.m.	18.88818	31%	152.47
439	07/08/15	02:20:00	a.m.	19.05459	31%	152.47
440	07/08/15	02:25:00	a.m.	18.00711	30%	143.11
441	07/08/15	02:30:00	a.m.	16.125	26%	108.18
442	07/08/15	02:35:00	a.m.	16.7442	27%	116.53
443	07/08/15	02:40:00	a.m.	17.53497	29%	134.00
444	07/08/15	02:45:00	a.m.	18.73338	31%	152.47
445	07/08/15	02:50:00	a.m.	19.6209	32%	162.06
446	07/08/15	02:55:00	a.m.	19.68024	32%	162.06
447	07/08/15	03:00:00	a.m.	19.75377	32%	162.06
448	07/08/15	03:05:00	a.m.	19.78086	32%	162.06
449	07/08/15	03:10:00	a.m.	19.6467	32%	162.06
450	07/08/15	03:15:00	a.m.	19.63767	32%	162.06
451	07/08/15	03:20:00	a.m.	19.34613	32%	162.06
452	07/08/15	03:25:00	a.m.	19.4532	32%	162.06
453	07/08/15	03:30:00	a.m.	19.46868	32%	162.06
454	07/08/15	03:35:00	a.m.	19.2339	32%	162.06
455	07/08/15	03:40:00	a.m.	18.80562	31%	152.47
456	07/08/15	03:45:00	a.m.	19.00428	31%	152.47
457	07/08/15	03:50:00	a.m.	18.99009	31%	152.47
458	07/08/15	03:55:00	a.m.	18.88044	31%	152.47
459	07/08/15	04:00:00	a.m.	18.67017	31%	152.47
460	07/08/15	04:05:00	a.m.	18.64824	31%	152.47
461	07/08/15	04:10:00	a.m.	18.53859	30%	143.11
462	07/08/15	04:15:00	a.m.	18.37605	30%	143.11
463	07/08/15	04:20:00	a.m.	18.49344	30%	143.11
464	07/08/15	04:25:00	a.m.	18.50892	30%	143.11
465	07/08/15	04:30:00	a.m.	18.17352	30%	143.11
466	07/08/15	04:35:00	a.m.	18.13095	30%	143.11
467	07/08/15	04:40:00	a.m.	18.13869	30%	143.11
468	07/08/15	04:45:00	a.m.	18.14127	30%	143.11
469	07/08/15	04:50:00	a.m.	18.30252	30%	143.11
470	07/08/15	04:55:00	a.m.	17.8665	29%	134.00
471	07/08/15	05:00:00	a.m.	18.0729	30%	143.11
472	07/08/15	05:05:00	a.m.	17.9697	29%	134.00
473	07/08/15	05:10:00	a.m.	17.91423	29%	134.00

N°	Fecha	Hora	am/pm	TIRANTE (CM) PUNTO P-7	TIRANTE (%)	Q (L/S) PUNTO P-7
474	07/08/15	05:15:00	a.m.	18.51279	30%	143.11
475	07/08/15	05:20:00	a.m.	18.04323	30%	143.11
476	07/08/15	05:25:00	a.m.	17.80845	29%	134.00
477	07/08/15	05:30:00	a.m.	17.83554	29%	134.00
478	07/08/15	05:35:00	a.m.	17.74008	29%	134.00
479	07/08/15	05:40:00	a.m.	18.04065	30%	143.11
480	07/08/15	05:45:00	a.m.	18.19674	30%	143.11
481	07/08/15	05:50:00	a.m.	18.06129	30%	143.11
482	07/08/15	05:55:00	a.m.	17.79426	29%	134.00
483	07/08/15	06:00:00	a.m.	17.76072	29%	134.00
484	07/08/15	06:05:00	a.m.	17.91036	29%	134.00
485	07/08/15	06:10:00	a.m.	18.14514	30%	143.11
486	07/08/15	06:15:00	a.m.	19.34355	32%	162.06
487	07/08/15	06:20:00	a.m.	19.93824	33%	171.87
488	07/08/15	06:25:00	a.m.	20.06724	33%	171.87
489	07/08/15	06:30:00	a.m.	19.73313	32%	162.06
490	07/08/15	06:35:00	a.m.	19.77828	32%	162.06
491	07/08/15	06:40:00	a.m.	20.07627	33%	171.87
492	07/08/15	06:45:00	a.m.	20.33685	33%	171.87
493	07/08/15	06:50:00	a.m.	19.35	32%	162.06
494	07/08/15	06:55:00	a.m.	14.91369	24%	92.31
495	07/08/15	07:00:00	a.m.	15.52386	25%	100.11
496	07/08/15	07:05:00	a.m.	15.20007	25%	100.11
497	07/08/15	07:10:00	a.m.	15.4155	25%	100.11
498	07/08/15	07:15:00	a.m.	16.8087	28%	125.13
499	07/08/15	07:20:00	a.m.	17.29761	28%	125.13
500	07/08/15	07:25:00	a.m.	17.34921	28%	125.13
501	07/08/15	07:30:00	a.m.	17.47176	29%	134.00
502	07/08/15	07:35:00	a.m.	19.34613	32%	162.06
503	07/08/15	07:40:00	a.m.	20.14077	33%	171.87
504	07/08/15	07:45:00	a.m.	20.03886	33%	171.87
505	07/08/15	07:50:00	a.m.	20.3949	33%	171.87
506	07/08/15	07:55:00	a.m.	20.8206	34%	181.91
507	07/08/15	08:00:00	a.m.	20.93154	34%	181.91
508	07/08/15	08:05:00	a.m.	21.19857	35%	192.15
509	07/08/15	08:10:00	a.m.	21.06828	35%	192.15
510	07/08/15	08:15:00	a.m.	21.69651	36%	202.60
511	07/08/15	08:20:00	a.m.	22.35183	37%	213.25
512	07/08/15	08:25:00	a.m.	21.84744	36%	202.60
513	07/08/15	08:30:00	a.m.	21.82164	36%	202.60
514	07/08/15	08:35:00	a.m.	22.36086	37%	213.25
515	07/08/15	08:40:00	a.m.	22.90782	38%	224.08
516	07/08/15	08:45:00	a.m.	23.24193	38%	224.08

N°	Fecha	Hora	am/pm	TIRANTE (CM) PUNTO P-7	TIRANTE (%)	Q (L/S) PUNTO P-7
517	07/08/15	08:50:00	a.m.	22.86525	37%	213.25
518	07/08/15	08:55:00	a.m.	22.61241	37%	213.25
519	07/08/15	09:00:00	a.m.	23.11809	38%	224.08
520	07/08/15	09:05:00	a.m.	23.67021	39%	235.09
521	07/08/15	09:10:00	a.m.	23.69085	39%	235.09
522	07/08/15	09:15:00	a.m.	23.18259	38%	224.08
523	07/08/15	09:20:00	a.m.	22.74915	37%	213.25
524	07/08/15	09:25:00	a.m.	23.52573	39%	235.09
525	07/08/15	09:30:00	a.m.	24.10107	40%	246.27
526	07/08/15	09:35:00	a.m.	24.22362	40%	246.27
527	07/08/15	09:40:00	a.m.	24.62481	40%	246.27
528	07/08/15	09:45:00	a.m.	23.75019	39%	235.09
529	07/08/15	09:50:00	a.m.	23.28579	38%	224.08
530	07/08/15	09:55:00	a.m.	23.92047	39%	235.09
531	07/08/15	10:00:00	a.m.	24.67383	40%	246.27
532	07/08/15	10:05:00	a.m.	24.94344	41%	257.61
533	07/08/15	10:10:00	a.m.	24.98343	41%	257.61
534	07/08/15	10:15:00	a.m.	25.07244	41%	257.61
535	07/08/15	10:20:00	a.m.	25.12533	41%	257.61
536	07/08/15	10:25:00	a.m.	25.2711	41%	257.61
537	07/08/15	10:30:00	a.m.	25.13694	41%	257.61
538	07/08/15	10:35:00	a.m.	24.49581	40%	246.27
539	07/08/15	10:40:00	a.m.	24.47001	40%	246.27
540	07/08/15	10:45:00	a.m.	25.38849	42%	269.10
541	07/08/15	10:50:00	a.m.	26.01672	43%	280.74
542	07/08/15	10:55:00	a.m.	26.30439	43%	280.74
543	07/08/15	11:00:00	a.m.	25.98705	43%	280.74
544	07/08/15	11:05:00	a.m.	25.57554	42%	269.10
545	07/08/15	11:10:00	a.m.	26.10315	43%	280.74
546	07/08/15	11:15:00	a.m.	26.33277	43%	280.74
547	07/08/15	11:20:00	a.m.	26.24892	43%	280.74
548	07/08/15	11:25:00	a.m.	26.54949	44%	292.50
549	07/08/15	11:30:00	a.m.	26.2257	43%	280.74
550	07/08/15	11:35:00	a.m.	25.51233	42%	269.10
551	07/08/15	11:40:00	a.m.	26.09928	43%	280.74
552	07/08/15	11:45:00	a.m.	26.70429	44%	292.50
553	07/08/15	11:50:00	a.m.	26.67204	44%	292.50
554	07/08/15	11:55:00	a.m.	26.8707	44%	292.50
555	07/08/15	12:00:00	p.m.	26.51466	43%	280.74
556	07/08/15	12:05:00	p.m.	26.72751	44%	292.50
557	07/08/15	12:10:00	p.m.	27.01647	44%	292.50
558	07/08/15	12:15:00	p.m.	26.49789	43%	280.74
559	07/08/15	12:20:00	p.m.	26.92488	44%	292.50

N°	Fecha	Hora	am/pm	TIRANTE (CM) PUNTO P-7	TIRANTE (%)	Q (L/S) PUNTO P-7
560	07/08/15	12:25:00	p.m.	26.88618	44%	292.50
561	07/08/15	12:30:00	p.m.	27.06807	44%	292.50
562	07/08/15	12:35:00	p.m.	27.16224	45%	304.40
563	07/08/15	12:40:00	p.m.	27.11967	44%	292.50
564	07/08/15	12:45:00	p.m.	27.09258	44%	292.50
565	07/08/15	12:50:00	p.m.	26.93391	44%	292.50
566	07/08/15	12:55:00	p.m.	26.99712	44%	292.50
567	07/08/15	01:00:00	p.m.	27.19965	45%	304.40
568	07/08/15	01:05:00	p.m.	27.06291	44%	292.50
569	07/08/15	01:10:00	p.m.	26.98293	44%	292.50
570	07/08/15	01:15:00	p.m.	27.28092	45%	304.40
571	07/08/15	01:20:00	p.m.	26.78556	44%	292.50
572	07/08/15	01:25:00	p.m.	26.84748	44%	292.50
573	07/08/15	01:30:00	p.m.	27.15837	45%	304.40
574	07/08/15	01:35:00	p.m.	26.88489	44%	292.50
575	07/08/15	01:40:00	p.m.	26.39469	43%	280.74
576	07/08/15	01:45:00	p.m.	26.92101	44%	292.50
577	07/08/15	01:50:00	p.m.	26.98164	44%	292.50
578	07/08/15	01:55:00	p.m.	27.20352	45%	304.40
579	07/08/15	02:00:00	p.m.	26.93778	44%	292.50
580	07/08/15	02:05:00	p.m.	26.66301	44%	292.50
581	07/08/15	02:10:00	p.m.	26.78556	44%	292.50
582	07/08/15	02:15:00	p.m.	27.15579	45%	304.40
583	07/08/15	02:20:00	p.m.	27.09645	44%	292.50
584	07/08/15	02:25:00	p.m.	27.14805	45%	304.40
585	07/08/15	02:30:00	p.m.	26.96358	44%	292.50
586	07/08/15	02:35:00	p.m.	27.23835	45%	304.40
587	07/08/15	02:40:00	p.m.	26.95842	44%	292.50
588	07/08/15	02:45:00	p.m.	26.59593	44%	292.50
589	07/08/15	02:50:00	p.m.	26.7675	44%	292.50
590	07/08/15	02:55:00	p.m.	26.7933	44%	292.50
591	07/08/15	03:00:00	p.m.	26.05155	43%	280.74
592	07/08/15	03:05:00	p.m.	25.21563	41%	257.61
593	07/08/15	03:10:00	p.m.	26.24634	43%	280.74
594	07/08/15	03:15:00	p.m.	26.91327	44%	292.50
595	07/08/15	03:20:00	p.m.	27.0513	44%	292.50
596	07/08/15	03:25:00	p.m.	28.38903	47%	328.52
597	07/08/15	03:30:00	p.m.	29.53455	48%	340.73
598	07/08/15	03:35:00	p.m.	30.00411	49%	353.03
599	07/08/15	03:40:00	p.m.	30.10989	49%	353.03
600	07/08/15	03:45:00	p.m.	30.33177	50%	365.40
601	07/08/15	03:50:00	p.m.	31.07868	51%	377.83
602	07/08/15	03:55:00	p.m.	31.27734	51%	377.83

N°	Fecha	Hora	am/pm	TIRANTE (CM) PUNTO P-7	TIRANTE (%)	Q (L/S) PUNTO P-7
603	07/08/15	04:00:00	p.m.	31.17801	51%	377.83
604	07/08/15	04:05:00	p.m.	30.9987	51%	377.83
605	07/08/15	04:10:00	p.m.	30.48012	50%	365.40
606	07/08/15	04:15:00	p.m.	30.5859	50%	365.40
607	07/08/15	04:20:00	p.m.	30.64008	50%	365.40
608	07/08/15	04:25:00	p.m.	30.63234	50%	365.40
609	07/08/15	04:30:00	p.m.	30.56526	50%	365.40
610	07/08/15	04:35:00	p.m.	29.99379	49%	353.03
611	07/08/15	04:40:00	p.m.	29.15271	48%	340.73
612	07/08/15	04:45:00	p.m.	28.88826	47%	328.52
613	07/08/15	04:50:00	p.m.	28.44063	47%	328.52
614	07/08/15	04:55:00	p.m.	27.80466	46%	316.41
615	07/08/15	05:00:00	p.m.	27.72597	45%	304.40
616	07/08/15	05:05:00	p.m.	27.79176	46%	316.41
617	07/08/15	05:10:00	p.m.	27.76467	46%	316.41
618	07/08/15	05:15:00	p.m.	27.90399	46%	316.41
619	07/08/15	05:20:00	p.m.	27.57504	45%	304.40
620	07/08/15	05:25:00	p.m.	27.34671	45%	304.40
621	07/08/15	05:30:00	p.m.	26.95971	44%	292.50
622	07/08/15	05:35:00	p.m.	25.413	42%	269.10
623	07/08/15	05:40:00	p.m.	24.50613	40%	246.27
624	07/08/15	05:45:00	p.m.	24.25587	40%	246.27
625	07/08/15	05:50:00	p.m.	24.11268	40%	246.27
626	07/08/15	05:55:00	p.m.	23.9166	39%	235.09
627	07/08/15	06:00:00	p.m.	22.97361	38%	224.08
628	07/08/15	06:05:00	p.m.	22.46922	37%	213.25
629	07/08/15	06:10:00	p.m.	22.81752	37%	213.25
630	07/08/15	06:15:00	p.m.	23.22516	38%	224.08
631	07/08/15	06:20:00	p.m.	23.12454	38%	224.08
632	07/08/15	06:25:00	p.m.	22.72851	37%	213.25
633	07/08/15	06:30:00	p.m.	22.31571	37%	213.25
634	07/08/15	06:35:00	p.m.	22.91814	38%	224.08
635	07/08/15	06:40:00	p.m.	23.44446	38%	224.08
636	07/08/15	06:45:00	p.m.	23.38899	38%	224.08
637	07/08/15	06:50:00	p.m.	22.90782	38%	224.08
638	07/08/15	06:55:00	p.m.	23.55282	39%	235.09
639	07/08/15	07:00:00	p.m.	24.11526	40%	246.27
640	07/08/15	07:05:00	p.m.	23.79534	39%	235.09
641	07/08/15	07:10:00	p.m.	23.80437	39%	235.09
642	07/08/15	07:15:00	p.m.	23.93079	39%	235.09
643	07/08/15	07:20:00	p.m.	24.55902	40%	246.27
644	07/08/15	07:25:00	p.m.	24.74478	41%	257.61
645	07/08/15	07:30:00	p.m.	24.19524	40%	246.27

N°	Fecha	Hora	am/pm	TIRANTE (CM) PUNTO P-7	TIRANTE (%)	Q (L/S) PUNTO P-7
646	07/08/15	07:35:00	p.m.	23.91402	39%	235.09
647	07/08/15	07:40:00	p.m.	23.65989	39%	235.09
648	07/08/15	07:45:00	p.m.	23.6844	39%	235.09
649	07/08/15	07:50:00	p.m.	23.68311	39%	235.09
650	07/08/15	07:55:00	p.m.	23.53347	39%	235.09
651	07/08/15	08:00:00	p.m.	23.07552	38%	224.08
652	07/08/15	08:05:00	p.m.	22.18026	36%	202.60
653	07/08/15	08:10:00	p.m.	22.38924	37%	213.25
654	07/08/15	08:15:00	p.m.	22.1106	36%	202.60
655	07/08/15	08:20:00	p.m.	22.4589	37%	213.25
656	07/08/15	08:25:00	p.m.	22.74528	37%	213.25
657	07/08/15	08:30:00	p.m.	22.64079	37%	213.25
658	07/08/15	08:35:00	p.m.	21.71586	36%	202.60
659	07/08/15	08:40:00	p.m.	21.71586	36%	202.60
660	07/08/15	08:45:00	p.m.	21.67716	36%	202.60
661	07/08/15	08:50:00	p.m.	21.68619	36%	202.60
662	07/08/15	08:55:00	p.m.	21.44625	35%	192.15
663	07/08/15	09:00:00	p.m.	21.35208	35%	192.15
664	07/08/15	09:05:00	p.m.	20.89413	34%	181.91
665	07/08/15	09:10:00	p.m.	21.38046	35%	192.15
666	07/08/15	09:15:00	p.m.	21.34434	35%	192.15
667	07/08/15	09:20:00	p.m.	20.99733	34%	181.91
668	07/08/15	09:25:00	p.m.	20.41941	33%	171.87
669	07/08/15	09:30:00	p.m.	20.08143	33%	171.87
670	07/08/15	09:35:00	p.m.	20.23752	33%	171.87
671	07/08/15	09:40:00	p.m.	20.25945	33%	171.87
672	07/08/15	09:45:00	p.m.	20.41554	33%	171.87
673	07/08/15	09:50:00	p.m.	19.80537	32%	162.06
674	07/08/15	09:55:00	p.m.	18.96687	31%	152.47
675	07/08/15	10:00:00	p.m.	18.08838	30%	143.11
676	07/08/15	10:05:00	p.m.	17.96067	29%	134.00
677	07/08/15	10:10:00	p.m.	17.65107	29%	134.00
678	07/08/15	10:15:00	p.m.	18.12708	30%	143.11
679	07/08/15	10:20:00	p.m.	18.07419	30%	143.11
680	07/08/15	10:25:00	p.m.	17.46015	29%	134.00
681	07/08/15	10:30:00	p.m.	17.48337	29%	134.00
682	07/08/15	10:35:00	p.m.	17.22408	28%	125.13
683	07/08/15	10:40:00	p.m.	17.23182	28%	125.13
684	07/08/15	10:45:00	p.m.	16.79322	28%	125.13
685	07/08/15	10:50:00	p.m.	17.06799	28%	125.13
686	07/08/15	10:55:00	p.m.	17.5182	29%	134.00
687	07/08/15	11:00:00	p.m.	17.61882	29%	134.00
688	07/08/15	11:05:00	p.m.	16.92867	28%	125.13

N°	Fecha	Hora	am/pm	TIRANTE (CM) PUNTO P-7	TIRANTE (%)	Q (L/S) PUNTO P-7
689	07/08/15	11:10:00	p.m.	16.73646	27%	116.53
690	07/08/15	11:15:00	p.m.	16.16886	27%	116.53
691	07/08/15	11:20:00	p.m.	16.03986	26%	108.18
692	07/08/15	11:25:00	p.m.	15.89538	26%	108.18
693	07/08/15	11:30:00	p.m.	16.01406	26%	108.18
694	07/08/15	11:35:00	p.m.	15.88635	26%	108.18
695	07/08/15	11:40:00	p.m.	15.98439	26%	108.18
696	07/08/15	11:45:00	p.m.	17.23182	28%	125.13
697	07/08/15	11:50:00	p.m.	17.34921	28%	125.13
698	07/08/15	11:55:00	p.m.	17.07186	28%	125.13
699	08/08/15	12:00:00	a.m.	16.899	28%	125.13
700	08/08/15	12:05:00	a.m.	17.23182	28%	125.13
701	08/08/15	12:10:00	a.m.	17.32341	28%	125.13
702	08/08/15	12:15:00	a.m.	17.30019	28%	125.13
703	08/08/15	12:20:00	a.m.	16.63842	27%	116.53
704	08/08/15	12:25:00	a.m.	15.76638	26%	108.18
705	08/08/15	12:30:00	a.m.	15.82314	26%	108.18
706	08/08/15	12:35:00	a.m.	16.92738	28%	125.13
707	08/08/15	12:40:00	a.m.	16.52877	27%	116.53
708	08/08/15	12:45:00	a.m.	15.91215	26%	108.18
709	08/08/15	12:50:00	a.m.	14.73309	24%	92.31
710	08/08/15	12:55:00	a.m.	14.19258	23%	84.79
711	08/08/15	01:00:00	a.m.	14.14614	23%	84.79
712	08/08/15	01:05:00	a.m.	13.97973	23%	84.79
713	08/08/15	01:10:00	a.m.	13.61466	22%	77.56
714	08/08/15	01:15:00	a.m.	13.51146	22%	77.56
715	08/08/15	01:20:00	a.m.	14.14872	23%	84.79
716	08/08/15	01:25:00	a.m.	14.52798	24%	92.31
717	08/08/15	01:30:00	a.m.	14.06358	23%	84.79
718	08/08/15	01:35:00	a.m.	13.77204	23%	84.79
719	08/08/15	01:40:00	a.m.	12.97095	21%	70.63
720	08/08/15	01:45:00	a.m.	14.41188	24%	92.31
721	08/08/15	01:50:00	a.m.	16.68357	27%	116.53
722	08/08/15	01:55:00	a.m.	16.74936	27%	116.53
723	08/08/15	02:00:00	a.m.	16.61004	27%	116.53
724	08/08/15	02:05:00	a.m.	17.04606	28%	125.13
725	08/08/15	02:10:00	a.m.	17.08347	28%	125.13
726	08/08/15	02:15:00	a.m.	17.74008	29%	134.00
727	08/08/15	02:20:00	a.m.	17.65494	29%	134.00
728	08/08/15	02:25:00	a.m.	17.71944	29%	134.00
729	08/08/15	02:30:00	a.m.	17.9568	29%	134.00
730	08/08/15	02:35:00	a.m.	18.46506	30%	143.11
731	08/08/15	02:40:00	a.m.	18.47538	30%	143.11

N°	Fecha	Hora	am/pm	TIRANTE (CM) PUNTO P-7	TIRANTE (%)	Q (L/S) PUNTO P-7
732	08/08/15	02:45:00	a.m.	19.07265	31%	152.47
733	08/08/15	02:50:00	a.m.	19.64025	32%	162.06
734	08/08/15	02:55:00	a.m.	20.00661	33%	171.87
735	08/08/15	03:00:00	a.m.	19.95114	33%	171.87
736	08/08/15	03:05:00	a.m.	19.24422	32%	162.06
737	08/08/15	03:10:00	a.m.	19.2468	32%	162.06
738	08/08/15	03:15:00	a.m.	19.03653	31%	152.47
739	08/08/15	03:20:00	a.m.	19.49835	32%	162.06
740	08/08/15	03:25:00	a.m.	20.34975	33%	171.87
741	08/08/15	03:30:00	a.m.	17.08476	28%	125.13
742	08/08/15	03:35:00	a.m.	17.96712	29%	134.00
743	08/08/15	03:40:00	a.m.	18.85464	31%	152.47
744	08/08/15	03:45:00	a.m.	19.57317	32%	162.06
745	08/08/15	03:50:00	a.m.	19.83117	33%	171.87
746	08/08/15	03:55:00	a.m.	19.80924	32%	162.06
747	08/08/15	04:00:00	a.m.	19.24809	32%	162.06
748	08/08/15	04:05:00	a.m.	18.94365	31%	152.47
749	08/08/15	04:10:00	a.m.	18.95784	31%	152.47
750	08/08/15	04:15:00	a.m.	18.49086	30%	143.11
751	08/08/15	04:20:00	a.m.	18.56568	30%	143.11
752	08/08/15	04:25:00	a.m.	18.55923	30%	143.11
753	08/08/15	04:30:00	a.m.	18.70629	31%	152.47
754	08/08/15	04:35:00	a.m.	18.82368	31%	152.47
755	08/08/15	04:40:00	a.m.	18.67146	31%	152.47
756	08/08/15	04:45:00	a.m.	18.94236	31%	152.47
757	08/08/15	04:50:00	a.m.	18.4083	30%	143.11
758	08/08/15	04:55:00	a.m.	18.32316	30%	143.11
759	08/08/15	05:00:00	a.m.	18.12321	30%	143.11
760	08/08/15	05:05:00	a.m.	18.31671	30%	143.11
761	08/08/15	05:10:00	a.m.	17.9697	29%	134.00
762	08/08/15	05:15:00	a.m.	17.72589	29%	134.00
763	08/08/15	05:20:00	a.m.	17.41629	29%	134.00
764	08/08/15	05:25:00	a.m.	17.66526	29%	134.00
765	08/08/15	05:30:00	a.m.	17.91294	29%	134.00
766	08/08/15	05:35:00	a.m.	17.96712	29%	134.00
767	08/08/15	05:40:00	a.m.	19.07265	31%	152.47
768	08/08/15	05:45:00	a.m.	19.16037	31%	152.47
769	08/08/15	05:50:00	a.m.	19.24164	32%	162.06
770	08/08/15	05:55:00	a.m.	19.3371	32%	162.06
771	08/08/15	06:00:00	a.m.	18.86109	31%	152.47
772	08/08/15	06:05:00	a.m.	19.08426	31%	152.47
773	08/08/15	06:10:00	a.m.	19.12038	31%	152.47
774	08/08/15	06:15:00	a.m.	19.2984	32%	162.06

N°	Fecha	Hora	am/pm	TIRANTE (CM) PUNTO P-7	TIRANTE (%)	Q (L/S) PUNTO P-7
775	08/08/15	06:20:00	a.m.	19.39128	32%	162.06
776	08/08/15	06:25:00	a.m.	19.67121	32%	162.06
777	08/08/15	06:30:00	a.m.	20.5497	34%	181.91
778	08/08/15	06:35:00	a.m.	14.28417	23%	84.79
779	08/08/15	06:40:00	a.m.	14.21451	23%	84.79
780	08/08/15	06:45:00	a.m.	14.14356	23%	84.79
781	08/08/15	06:50:00	a.m.	14.06487	23%	84.79
782	08/08/15	06:55:00	a.m.	14.6028	24%	92.31
783	08/08/15	07:00:00	a.m.	15.57417	26%	108.18
784	08/08/15	07:05:00	a.m.	16.23078	27%	116.53
785	08/08/15	07:10:00	a.m.	16.41912	27%	116.53
786	08/08/15	07:15:00	a.m.	16.90545	28%	125.13
787	08/08/15	07:20:00	a.m.	18.00711	30%	143.11
788	08/08/15	07:25:00	a.m.	17.98905	29%	134.00
789	08/08/15	07:30:00	a.m.	17.69364	29%	134.00
790	08/08/15	07:35:00	a.m.	18.40056	30%	143.11
791	08/08/15	07:40:00	a.m.	19.4403	32%	162.06
792	08/08/15	07:45:00	a.m.	19.28937	32%	162.06
793	08/08/15	07:50:00	a.m.	19.5693	32%	162.06
794	08/08/15	07:55:00	a.m.	20.56776	34%	181.91
795	08/08/15	08:00:00	a.m.	20.70321	34%	181.91
796	08/08/15	08:05:00	a.m.	20.82705	34%	181.91
797	08/08/15	08:10:00	a.m.	20.90574	34%	181.91
798	08/08/15	08:15:00	a.m.	21.0399	34%	181.91
799	08/08/15	08:20:00	a.m.	21.87195	36%	202.60
800	08/08/15	08:25:00	a.m.	21.57783	35%	192.15
801	08/08/15	08:30:00	a.m.	22.04352	36%	202.60
802	08/08/15	08:35:00	a.m.	22.55823	37%	213.25
803	08/08/15	08:40:00	a.m.	23.34771	38%	224.08
804	08/08/15	08:45:00	a.m.	23.68698	39%	235.09
805	08/08/15	08:50:00	a.m.	24.47646	40%	246.27
806	08/08/15	08:55:00	a.m.	24.76542	41%	257.61
807	08/08/15	09:00:00	a.m.	25.32012	42%	269.10
808	08/08/15	09:05:00	a.m.	25.24659	41%	257.61
809	08/08/15	09:10:00	a.m.	25.16661	41%	257.61
810	08/08/15	09:15:00	a.m.	25.02729	41%	257.61
811	08/08/15	09:20:00	a.m.	25.53168	42%	269.10
812	08/08/15	09:25:00	a.m.	25.60779	42%	269.10
813	08/08/15	09:30:00	a.m.	25.34334	42%	269.10
814	08/08/15	09:35:00	a.m.	25.41816	42%	269.10
815	08/08/15	09:40:00	a.m.	25.21434	41%	257.61
816	08/08/15	09:45:00	a.m.	25.64133	42%	269.10
817	08/08/15	09:50:00	a.m.	25.94577	43%	280.74

N°	Fecha	Hora	am/pm	TIRANTE (CM) PUNTO P-7	TIRANTE (%)	Q (L/S) PUNTO P-7
818	08/08/15	09:55:00	a.m.	25.33431	42%	269.10
819	08/08/15	10:00:00	a.m.	25.76904	42%	269.10
820	08/08/15	10:05:00	a.m.	25.62327	42%	269.10
821	08/08/15	10:10:00	a.m.	25.97931	43%	280.74
822	08/08/15	10:15:00	a.m.	25.98318	43%	280.74
823	08/08/15	10:20:00	a.m.	26.04639	43%	280.74
824	08/08/15	10:25:00	a.m.	26.37147	43%	280.74
825	08/08/15	10:30:00	a.m.	26.50563	43%	280.74
826	08/08/15	10:35:00	a.m.	26.90295	44%	292.50
827	08/08/15	10:40:00	a.m.	27.02679	44%	292.50
828	08/08/15	10:45:00	a.m.	27.16353	45%	304.40
829	08/08/15	10:50:00	a.m.	27.3996	45%	304.40
830	08/08/15	10:55:00	a.m.	27.43443	45%	304.40
831	08/08/15	11:00:00	a.m.	27.36219	45%	304.40
832	08/08/15	11:05:00	a.m.	27.3609	45%	304.40
833	08/08/15	11:10:00	a.m.	27.37509	45%	304.40
834	08/08/15	11:15:00	a.m.	27.22287	45%	304.40
835	08/08/15	11:20:00	a.m.	27.09129	44%	292.50
836	08/08/15	11:25:00	a.m.	27.11838	44%	292.50
837	08/08/15	11:30:00	a.m.	27.14289	44%	292.50
838	08/08/15	11:35:00	a.m.	27.17643	45%	304.40
839	08/08/15	11:40:00	a.m.	27.35832	45%	304.40
840	08/08/15	11:45:00	a.m.	27.47958	45%	304.40
841	08/08/15	11:50:00	a.m.	27.51183	45%	304.40
842	08/08/15	11:55:00	a.m.	27.42927	45%	304.40
843	08/08/15	12:00:00	p.m.	27.55956	45%	304.40
844	08/08/15	12:05:00	p.m.	27.35316	45%	304.40
845	08/08/15	12:10:00	p.m.	27.23835	45%	304.40
846	08/08/15	12:15:00	p.m.	27.19062	45%	304.40
847	08/08/15	12:20:00	p.m.	27.35703	45%	304.40
848	08/08/15	12:25:00	p.m.	27.20352	45%	304.40
849	08/08/15	12:30:00	p.m.	27.28479	45%	304.40
850	08/08/15	12:35:00	p.m.	27.37896	45%	304.40
851	08/08/15	12:40:00	p.m.	27.95946	46%	316.41
852	08/08/15	12:45:00	p.m.	28.10781	46%	316.41
853	08/08/15	12:50:00	p.m.	27.27834	45%	304.40
854	08/08/15	12:55:00	p.m.	27.09387	44%	292.50
855	08/08/15	01:00:00	p.m.	27.17643	45%	304.40
856	08/08/15	01:05:00	p.m.	27.22287	45%	304.40
857	08/08/15	01:10:00	p.m.	27.16869	45%	304.40
858	08/08/15	01:15:00	p.m.	27.10677	44%	292.50
859	08/08/15	01:20:00	p.m.	26.88618	44%	292.50
860	08/08/15	01:25:00	p.m.	26.94423	44%	292.50

N°	Fecha	Hora	am/pm	TIRANTE (CM) PUNTO P-7	TIRANTE (%)	Q (L/S) PUNTO P-7
861	08/08/15	01:30:00	p.m.	27.03066	44%	292.50
862	08/08/15	01:35:00	p.m.	26.85006	44%	292.50
863	08/08/15	01:40:00	p.m.	26.97003	44%	292.50
864	08/08/15	01:45:00	p.m.	27.02034	44%	292.50
865	08/08/15	01:50:00	p.m.	26.87715	44%	292.50
866	08/08/15	01:55:00	p.m.	26.75073	44%	292.50
867	08/08/15	02:00:00	p.m.	27.14547	45%	304.40
868	08/08/15	02:05:00	p.m.	26.75718	44%	292.50
869	08/08/15	02:10:00	p.m.	26.17926	43%	280.74
870	08/08/15	02:15:00	p.m.	25.84515	42%	269.10
871	08/08/15	02:20:00	p.m.	26.18313	43%	280.74
872	08/08/15	02:25:00	p.m.	27.02292	44%	292.50
873	08/08/15	02:30:00	p.m.	26.69526	44%	292.50
874	08/08/15	02:35:00	p.m.	26.96487	44%	292.50
875	08/08/15	02:40:00	p.m.	26.89521	44%	292.50
876	08/08/15	02:45:00	p.m.	26.83071	44%	292.50
877	08/08/15	02:50:00	p.m.	26.93907	44%	292.50
878	08/08/15	02:55:00	p.m.	26.87586	44%	292.50
879	08/08/15	03:00:00	p.m.	26.89521	44%	292.50
880	08/08/15	03:05:00	p.m.	27.04485	44%	292.50
881	08/08/15	03:10:00	p.m.	27.37638	45%	304.40
882	08/08/15	03:15:00	p.m.	27.28092	45%	304.40
883	08/08/15	03:20:00	p.m.	27.27705	45%	304.40
884	08/08/15	03:25:00	p.m.	27.54924	45%	304.40
885	08/08/15	03:30:00	p.m.	27.29511	45%	304.40
886	08/08/15	03:35:00	p.m.	27.32607	45%	304.40
887	08/08/15	03:40:00	p.m.	27.42282	45%	304.40
888	08/08/15	03:45:00	p.m.	27.54924	45%	304.40
889	08/08/15	03:50:00	p.m.	27.14031	44%	292.50
890	08/08/15	03:55:00	p.m.	27.56214	45%	304.40
891	08/08/15	04:00:00	p.m.	27.32349	45%	304.40
892	08/08/15	04:05:00	p.m.	27.23835	45%	304.40
893	08/08/15	04:10:00	p.m.	27.23706	45%	304.40
894	08/08/15	04:15:00	p.m.	27.0513	44%	292.50
895	08/08/15	04:20:00	p.m.	27.25254	45%	304.40
896	08/08/15	04:25:00	p.m.	27.12612	44%	292.50
897	08/08/15	04:30:00	p.m.	27.05775	44%	292.50
898	08/08/15	04:35:00	p.m.	27.05259	44%	292.50
899	08/08/15	04:40:00	p.m.	27.02292	44%	292.50
900	08/08/15	04:45:00	p.m.	27.06033	44%	292.50
901	08/08/15	04:50:00	p.m.	27.08097	44%	292.50
902	08/08/15	04:55:00	p.m.	27.26157	45%	304.40
903	08/08/15	05:00:00	p.m.	27.09258	44%	292.50

N°	Fecha	Hora	am/pm	TIRANTE (CM) PUNTO P-7	TIRANTE (%)	Q (L/S) PUNTO P-7
904	08/08/15	05:05:00	p.m.	27.02808	44%	292.50
905	08/08/15	05:10:00	p.m.	27.1674	45%	304.40
906	08/08/15	05:15:00	p.m.	27.2319	45%	304.40
907	08/08/15	05:20:00	p.m.	27.15579	45%	304.40
908	08/08/15	05:25:00	p.m.	27.01518	44%	292.50
909	08/08/15	05:30:00	p.m.	26.85909	44%	292.50
910	08/08/15	05:35:00	p.m.	27.22029	45%	304.40
911	08/08/15	05:40:00	p.m.	26.99583	44%	292.50
912	08/08/15	05:45:00	p.m.	26.93391	44%	292.50
913	08/08/15	05:50:00	p.m.	26.52369	43%	280.74
914	08/08/15	05:55:00	p.m.	25.82322	42%	269.10
915	08/08/15	06:00:00	p.m.	26.38695	43%	280.74
916	08/08/15	06:05:00	p.m.	26.72751	44%	292.50
917	08/08/15	06:10:00	p.m.	26.96358	44%	292.50
918	08/08/15	06:15:00	p.m.	26.23086	43%	280.74
919	08/08/15	06:20:00	p.m.	25.80387	42%	269.10
920	08/08/15	06:25:00	p.m.	26.30697	43%	280.74
921	08/08/15	06:30:00	p.m.	26.03736	43%	280.74
922	08/08/15	06:35:00	p.m.	26.23989	43%	280.74
923	08/08/15	06:40:00	p.m.	25.96641	43%	280.74
924	08/08/15	06:45:00	p.m.	26.22699	43%	280.74
925	08/08/15	06:50:00	p.m.	26.7159	44%	292.50
926	08/08/15	06:55:00	p.m.	26.8707	44%	292.50
927	08/08/15	07:00:00	p.m.	26.81781	44%	292.50
928	08/08/15	07:05:00	p.m.	26.71332	44%	292.50
929	08/08/15	07:10:00	p.m.	25.52394	42%	269.10
930	08/08/15	07:15:00	p.m.	25.04019	41%	257.61
931	08/08/15	07:20:00	p.m.	25.04793	41%	257.61
932	08/08/15	07:25:00	p.m.	24.72543	41%	257.61
933	08/08/15	07:30:00	p.m.	25.04406	41%	257.61
934	08/08/15	07:35:00	p.m.	25.01826	41%	257.61
935	08/08/15	07:40:00	p.m.	24.08688	39%	235.09
936	08/08/15	07:45:00	p.m.	24.06624	39%	235.09
937	08/08/15	07:50:00	p.m.	23.86242	39%	235.09
938	08/08/15	07:55:00	p.m.	23.78373	39%	235.09
939	08/08/15	08:00:00	p.m.	24.19653	40%	246.27
940	08/08/15	08:05:00	p.m.	24.13074	40%	246.27
941	08/08/15	08:10:00	p.m.	24.02496	39%	235.09
942	08/08/15	08:15:00	p.m.	23.35545	38%	224.08
943	08/08/15	08:20:00	p.m.	22.56597	37%	213.25
944	08/08/15	08:25:00	p.m.	22.96071	38%	224.08
945	08/08/15	08:30:00	p.m.	23.53605	39%	235.09
946	08/08/15	08:35:00	p.m.	23.34771	38%	224.08

N°	Fecha	Hora	am/pm	TIRANTE (CM) PUNTO P-7	TIRANTE (%)	Q (L/S) PUNTO P-7
947	08/08/15	08:40:00	p.m.	22.69497	37%	213.25
948	08/08/15	08:45:00	p.m.	22.23573	36%	202.60
949	08/08/15	08:50:00	p.m.	22.26669	37%	213.25
950	08/08/15	08:55:00	p.m.	22.66917	37%	213.25
951	08/08/15	09:00:00	p.m.	22.92459	38%	224.08
952	08/08/15	09:05:00	p.m.	22.23315	36%	202.60
953	08/08/15	09:10:00	p.m.	22.27185	37%	213.25
954	08/08/15	09:15:00	p.m.	22.42278	37%	213.25
955	08/08/15	09:20:00	p.m.	22.18542	36%	202.60
956	08/08/15	09:25:00	p.m.	21.56751	35%	192.15
957	08/08/15	09:30:00	p.m.	21.55461	35%	192.15
958	08/08/15	09:35:00	p.m.	21.16632	35%	192.15
959	08/08/15	09:40:00	p.m.	20.82705	34%	181.91
960	08/08/15	09:45:00	p.m.	21.21147	35%	192.15
961	08/08/15	09:50:00	p.m.	21.31596	35%	192.15
962	08/08/15	09:55:00	p.m.	20.97411	34%	181.91
963	08/08/15	10:00:00	p.m.	20.48778	34%	181.91
964	08/08/15	10:05:00	p.m.	19.82343	32%	162.06
965	08/08/15	10:10:00	p.m.	20.08659	33%	171.87
966	08/08/15	10:15:00	p.m.	20.70837	34%	181.91
967	08/08/15	10:20:00	p.m.	20.14464	33%	171.87
968	08/08/15	10:25:00	p.m.	19.22229	32%	162.06
969	08/08/15	10:30:00	p.m.	18.89205	31%	152.47
970	08/08/15	10:35:00	p.m.	17.86392	29%	134.00
971	08/08/15	10:40:00	p.m.	18.16965	30%	143.11
972	08/08/15	10:45:00	p.m.	18.79659	31%	152.47
973	08/08/15	10:50:00	p.m.	17.96067	29%	134.00
974	08/08/15	10:55:00	p.m.	17.71041	29%	134.00
975	08/08/15	11:00:00	p.m.	17.08863	28%	125.13
976	08/08/15	11:05:00	p.m.	17.45628	29%	134.00
977	08/08/15	11:10:00	p.m.	16.70937	27%	116.53
978	08/08/15	11:15:00	p.m.	16.92609	28%	125.13
979	08/08/15	11:20:00	p.m.	17.15184	28%	125.13
980	08/08/15	11:25:00	p.m.	17.3634	28%	125.13
981	08/08/15	11:30:00	p.m.	17.08089	28%	125.13
982	08/08/15	11:35:00	p.m.	16.53522	27%	116.53
983	08/08/15	11:40:00	p.m.	16.03212	26%	108.18
984	08/08/15	11:45:00	p.m.	15.88764	26%	108.18
985	08/08/15	11:50:00	p.m.	15.7122	26%	108.18
986	08/08/15	11:55:00	p.m.	16.1766	27%	116.53
987	09/08/15	12:00:00	a.m.	15.74703	26%	108.18
988	09/08/15	12:05:00	a.m.	15.609	26%	108.18
989	09/08/15	12:10:00	a.m.	16.40235	27%	116.53

N°	Fecha	Hora	am/pm	TIRANTE (CM) PUNTO P-7	TIRANTE (%)	Q (L/S) PUNTO P-7
990	09/08/15	12:15:00	a.m.	16.19337	27%	116.53
991	09/08/15	12:20:00	a.m.	15.45807	25%	100.11
992	09/08/15	12:25:00	a.m.	14.8608	24%	92.31
993	09/08/15	12:30:00	a.m.	14.62344	24%	92.31
994	09/08/15	12:35:00	a.m.	14.28933	23%	84.79
995	09/08/15	12:40:00	a.m.	14.49702	24%	92.31
996	09/08/15	12:45:00	a.m.	14.3448	24%	92.31
997	09/08/15	12:50:00	a.m.	14.43381	24%	92.31
998	09/08/15	12:55:00	a.m.	14.49702	24%	92.31
999	09/08/15	01:00:00	a.m.	14.18613	23%	84.79
1000	09/08/15	01:05:00	a.m.	14.0094	23%	84.79
1001	09/08/15	01:10:00	a.m.	14.00811	23%	84.79
1002	09/08/15	01:15:00	a.m.	14.36931	24%	92.31
1003	09/08/15	01:20:00	a.m.	14.79759	24%	92.31
1004	09/08/15	01:25:00	a.m.	14.64795	24%	92.31
1005	09/08/15	01:30:00	a.m.	14.27772	23%	84.79
1006	09/08/15	01:35:00	a.m.	13.85847	23%	84.79
1007	09/08/15	01:40:00	a.m.	14.57829	24%	92.31
1008	09/08/15	01:45:00	a.m.	15.1575	25%	100.11
1009	09/08/15	01:50:00	a.m.	16.74807	27%	116.53
1010	09/08/15	01:55:00	a.m.	17.03574	28%	125.13
1011	09/08/15	02:00:00	a.m.	16.93641	28%	125.13
1012	09/08/15	02:05:00	a.m.	16.95576	28%	125.13
1013	09/08/15	02:10:00	a.m.	17.17377	28%	125.13
1014	09/08/15	02:15:00	a.m.	17.8665	29%	134.00
1015	09/08/15	02:20:00	a.m.	18.67533	31%	152.47
1016	09/08/15	02:25:00	a.m.	18.47409	30%	143.11
1017	09/08/15	02:30:00	a.m.	18.67275	31%	152.47
1018	09/08/15	02:35:00	a.m.	18.42378	30%	143.11
1019	09/08/15	02:40:00	a.m.	17.83683	29%	134.00
1020	09/08/15	02:45:00	a.m.	18.92559	31%	152.47
1021	09/08/15	02:50:00	a.m.	18.99267	31%	152.47
1022	09/08/15	02:55:00	a.m.	18.76821	31%	152.47
1023	09/08/15	03:00:00	a.m.	18.75789	31%	152.47
1024	09/08/15	03:05:00	a.m.	19.13715	31%	152.47
1025	09/08/15	03:10:00	a.m.	19.68153	32%	162.06
1026	09/08/15	03:15:00	a.m.	19.63638	32%	162.06
1027	09/08/15	03:20:00	a.m.	19.7112	32%	162.06
1028	09/08/15	03:25:00	a.m.	20.32008	33%	171.87
1029	09/08/15	03:30:00	a.m.	16.38558	27%	116.53
1030	09/08/15	03:35:00	a.m.	16.62939	27%	116.53
1031	09/08/15	03:40:00	a.m.	18.2277	30%	143.11
1032	09/08/15	03:45:00	a.m.	19.08168	31%	152.47

N°	Fecha	Hora	am/pm	TIRANTE (CM) PUNTO P-7	TIRANTE (%)	Q (L/S) PUNTO P-7
1033	09/08/15	03:50:00	a.m.	19.14231	31%	152.47
1034	09/08/15	03:55:00	a.m.	19.17585	31%	152.47
1035	09/08/15	04:00:00	a.m.	19.05846	31%	152.47
1036	09/08/15	04:05:00	a.m.	18.96042	31%	152.47
1037	09/08/15	04:10:00	a.m.	18.86109	31%	152.47
1038	09/08/15	04:15:00	a.m.	18.68436	31%	152.47
1039	09/08/15	04:20:00	a.m.	18.45603	30%	143.11
1040	09/08/15	04:25:00	a.m.	18.4212	30%	143.11
1041	09/08/15	04:30:00	a.m.	18.37218	30%	143.11
1042	09/08/15	04:35:00	a.m.	18.20319	30%	143.11
1043	09/08/15	04:40:00	a.m.	18.09096	30%	143.11
1044	09/08/15	04:45:00	a.m.	17.97099	29%	134.00
1045	09/08/15	04:50:00	a.m.	18.00582	30%	143.11
1046	09/08/15	04:55:00	a.m.	17.91552	29%	134.00
1047	09/08/15	05:00:00	a.m.	17.79684	29%	134.00
1048	09/08/15	05:05:00	a.m.	17.62398	29%	134.00
1049	09/08/15	05:10:00	a.m.	17.49111	29%	134.00
1050	09/08/15	05:15:00	a.m.	17.43306	29%	134.00
1051	09/08/15	05:20:00	a.m.	17.57109	29%	134.00
1052	09/08/15	05:25:00	a.m.	17.51304	29%	134.00
1053	09/08/15	05:30:00	a.m.	17.46402	29%	134.00
1054	09/08/15	05:35:00	a.m.	17.57238	29%	134.00
1055	09/08/15	05:40:00	a.m.	17.58528	29%	134.00
1056	09/08/15	05:45:00	a.m.	17.48724	29%	134.00
1057	09/08/15	05:50:00	a.m.	18.09225	30%	143.11
1058	09/08/15	05:55:00	a.m.	19.64154	32%	162.06
1059	09/08/15	06:00:00	a.m.	19.91244	33%	171.87
1060	09/08/15	06:05:00	a.m.	18.06903	30%	143.11
1061	09/08/15	06:10:00	a.m.	18.90624	31%	152.47
1062	09/08/15	06:15:00	a.m.	19.48416	32%	162.06
1063	09/08/15	06:20:00	a.m.	19.43643	32%	162.06
1064	09/08/15	06:25:00	a.m.	19.50609	32%	162.06
1065	09/08/15	06:30:00	a.m.	19.60026	32%	162.06
1066	09/08/15	06:35:00	a.m.	20.00532	33%	171.87
1067	09/08/15	06:40:00	a.m.	17.26536	28%	125.13
1068	09/08/15	06:45:00	a.m.	16.36236	27%	116.53
1069	09/08/15	06:50:00	a.m.	16.74807	27%	116.53
1070	09/08/15	06:55:00	a.m.	18.41991	30%	143.11
1071	09/08/15	07:00:00	a.m.	17.97873	29%	134.00
1072	09/08/15	07:05:00	a.m.	16.73775	27%	116.53
1073	09/08/15	07:10:00	a.m.	16.46685	27%	116.53
1074	09/08/15	07:15:00	a.m.	15.74187	26%	108.18
1075	09/08/15	07:20:00	a.m.	14.06616	23%	84.79

N°	Fecha	Hora	am/pm	TIRANTE (CM) PUNTO P-7	TIRANTE (%)	Q (L/S) PUNTO P-7
1076	09/08/15	07:25:00	a.m.	16.16499	26%	108.18
1077	09/08/15	07:30:00	a.m.	16.75452	27%	116.53
1078	09/08/15	07:35:00	a.m.	17.61495	29%	134.00
1079	09/08/15	07:40:00	a.m.	19.40418	32%	162.06
1080	09/08/15	07:45:00	a.m.	20.51229	34%	181.91
1081	09/08/15	07:50:00	a.m.	20.29944	33%	171.87
1082	09/08/15	07:55:00	a.m.	20.12787	33%	171.87
1083	09/08/15	08:00:00	a.m.	20.24268	33%	171.87
1084	09/08/15	08:05:00	a.m.	20.65935	34%	181.91
1085	09/08/15	08:10:00	a.m.	20.29428	33%	171.87
1086	09/08/15	08:15:00	a.m.	20.7432	34%	181.91
1087	09/08/15	08:20:00	a.m.	20.76513	34%	181.91
1088	09/08/15	08:25:00	a.m.	21.02571	34%	181.91
1089	09/08/15	08:30:00	a.m.	21.7881	36%	202.60
1090	09/08/15	08:35:00	a.m.	22.27959	37%	213.25
1091	09/08/15	08:40:00	a.m.	22.26153	36%	202.60
1092	09/08/15	08:45:00	a.m.	22.8201	37%	213.25
1093	09/08/15	08:50:00	a.m.	24.28167	40%	246.27
1094	09/08/15	08:55:00	a.m.	23.60829	39%	235.09
1095	09/08/15	09:00:00	a.m.	23.73342	39%	235.09
1096	09/08/15	09:05:00	a.m.	25.04922	41%	257.61
1097	09/08/15	09:10:00	a.m.	25.53684	42%	269.10
1098	09/08/15	09:15:00	a.m.	25.28529	41%	257.61
1099	09/08/15	09:20:00	a.m.	25.78968	42%	269.10
1100	09/08/15	09:25:00	a.m.	25.74066	42%	269.10
1101	09/08/15	09:30:00	a.m.	26.25924	43%	280.74
1102	09/08/15	09:35:00	a.m.	26.29665	43%	280.74
1103	09/08/15	09:40:00	a.m.	27.16998	45%	304.40
1104	09/08/15	09:45:00	a.m.	26.97261	44%	292.50
1105	09/08/15	09:50:00	a.m.	27.30414	45%	304.40
1106	09/08/15	09:55:00	a.m.	27.46152	45%	304.40
1107	09/08/15	10:00:00	a.m.	27.53505	45%	304.40
1108	09/08/15	10:05:00	a.m.	27.48861	45%	304.40
1109	09/08/15	10:10:00	a.m.	27.90786	46%	316.41
1110	09/08/15	10:15:00	a.m.	28.09749	46%	316.41
1111	09/08/15	10:20:00	a.m.	28.35291	46%	316.41
1112	09/08/15	10:25:00	a.m.	28.38387	47%	328.52
1113	09/08/15	10:30:00	a.m.	28.64961	47%	328.52
1114	09/08/15	10:35:00	a.m.	28.8444	47%	328.52
1115	09/08/15	10:40:00	a.m.	29.06628	48%	340.73
1116	09/08/15	10:45:00	a.m.	29.14368	48%	340.73
1117	09/08/15	10:50:00	a.m.	29.36298	48%	340.73
1118	09/08/15	10:55:00	a.m.	29.25849	48%	340.73

N°	Fecha	Hora	am/pm	TIRANTE (CM) PUNTO P-7	TIRANTE (%)	Q (L/S) PUNTO P-7
1119	09/08/15	11:00:00	a.m.	29.09079	48%	340.73
1120	09/08/15	11:05:00	a.m.	29.34234	48%	340.73
1121	09/08/15	11:10:00	a.m.	29.14884	48%	340.73
1122	09/08/15	11:15:00	a.m.	29.20947	48%	340.73
1123	09/08/15	11:20:00	a.m.	29.21721	48%	340.73
1124	09/08/15	11:25:00	a.m.	29.22237	48%	340.73
1125	09/08/15	11:30:00	a.m.	29.34234	48%	340.73
1126	09/08/15	11:35:00	a.m.	29.23011	48%	340.73
1127	09/08/15	11:40:00	a.m.	29.22366	48%	340.73
1128	09/08/15	11:45:00	a.m.	29.13465	48%	340.73
1129	09/08/15	11:50:00	a.m.	29.12562	48%	340.73
1130	09/08/15	11:55:00	a.m.	28.95405	47%	328.52
1131	09/08/15	12:00:00	p.m.	29.0508	48%	340.73
1132	09/08/15	12:05:00	p.m.	28.90245	47%	328.52
1133	09/08/15	12:10:00	p.m.	28.79409	47%	328.52
1134	09/08/15	12:15:00	p.m.	28.75152	47%	328.52
1135	09/08/15	12:20:00	p.m.	28.80183	47%	328.52
1136	09/08/15	12:25:00	p.m.	28.75023	47%	328.52
1137	09/08/15	12:30:00	p.m.	28.87923	47%	328.52
1138	09/08/15	12:35:00	p.m.	29.16432	48%	340.73
1139	09/08/15	12:40:00	p.m.	29.26365	48%	340.73
1140	09/08/15	12:45:00	p.m.	29.22624	48%	340.73
1141	09/08/15	12:50:00	p.m.	29.283	48%	340.73
1142	09/08/15	12:55:00	p.m.	29.44683	48%	340.73
1143	09/08/15	01:00:00	p.m.	29.53455	48%	340.73
1144	09/08/15	01:05:00	p.m.	29.64678	49%	353.03
1145	09/08/15	01:10:00	p.m.	29.32557	48%	340.73
1146	09/08/15	01:15:00	p.m.	29.33202	48%	340.73
1147	09/08/15	01:20:00	p.m.	29.38233	48%	340.73
1148	09/08/15	01:25:00	p.m.	29.49585	48%	340.73
1149	09/08/15	01:30:00	p.m.	29.81964	49%	353.03
1150	09/08/15	01:35:00	p.m.	29.87124	49%	353.03
1151	09/08/15	01:40:00	p.m.	27.78402	46%	316.41
1152	09/08/15	01:45:00	p.m.	27.90141	46%	316.41
			Max	31.95	52%	390.33
			Prom	22.14	36%	211.26
			Min	12.91	21%	70.63

2.6 PUNTO P-8 LAS VEGAS

N°	Fecha	Hora	am/pm	TIRANTE (CM) PUNTO P-8	TIRANTE (%)	Q (L/S) PUNTO P-8
----	-------	------	-------	------------------------	-------------	-------------------

N°	Fecha	Hora	am/pm	TIRANTE (CM) PUNTO P-8	TIRANTE (%)	Q (L/S) PUNTO P-8
1	05/08/15	09:15:00	a.m.	19.696	56%	87.27
2	05/08/15	09:20:00	a.m.	18.059	52%	77.30
3	05/08/15	09:25:00	a.m.	18.491	53%	79.79
4	05/08/15	09:30:00	a.m.	20.913	60%	97.24
5	05/08/15	09:35:00	a.m.	18.608	53%	79.79
6	05/08/15	09:40:00	a.m.	21.246	61%	99.71
7	05/08/15	09:45:00	a.m.	15.879	45%	60.29
8	05/08/15	09:50:00	a.m.	10.761	31%	30.20
9	05/08/15	09:55:00	a.m.	7.286	21%	13.99
10	05/08/15	10:00:00	a.m.	6.396	18%	10.23
11	05/08/15	10:05:00	a.m.	5.942	17%	9.10
12	05/08/15	10:10:00	a.m.	5.673	16%	8.04
13	05/08/15	10:15:00	a.m.	5.65	16%	8.04
14	05/08/15	10:20:00	a.m.	5.557	16%	8.04
15	05/08/15	10:25:00	a.m.	10.653	30%	28.34
16	05/08/15	10:30:00	a.m.	8.88	25%	19.83
17	05/08/15	10:35:00	a.m.	12.759	36%	40.13
18	05/08/15	10:40:00	a.m.	16.852	48%	67.48
19	05/08/15	10:45:00	a.m.	18.146	52%	77.30
20	05/08/15	10:50:00	a.m.	15.683	45%	60.29
21	05/08/15	10:55:00	a.m.	20.053	57%	89.77
22	05/08/15	11:00:00	a.m.	17.852	51%	74.83
23	05/08/15	11:05:00	a.m.	17.101	49%	69.92
24	05/08/15	11:10:00	a.m.	12.809	37%	42.23
25	05/08/15	11:15:00	a.m.	18.459	53%	79.79
26	05/08/15	11:20:00	a.m.	17.772	51%	74.83
27	05/08/15	11:25:00	a.m.	17.65	50%	72.37
28	05/08/15	11:30:00	a.m.	13.734	39%	46.56
29	05/08/15	11:35:00	a.m.	12.394	35%	38.06
30	05/08/15	11:40:00	a.m.	21.223	61%	99.71
31	05/08/15	11:45:00	a.m.	16.712	48%	67.48
32	05/08/15	11:50:00	a.m.	14.403	41%	51.02
33	05/08/15	11:55:00	a.m.	12.803	37%	42.23
34	05/08/15	12:00:00	p.m.	10.087	29%	26.54
35	05/08/15	12:05:00	p.m.	9.157	26%	21.43
36	05/08/15	12:10:00	p.m.	7.701	22%	15.36
37	05/08/15	12:15:00	p.m.	7.341	21%	13.99
38	05/08/15	12:20:00	p.m.	19.181	55%	84.77
39	05/08/15	12:25:00	p.m.	13.203	38%	44.38
40	05/08/15	12:30:00	p.m.	14.783	42%	53.30
41	05/08/15	12:35:00	p.m.	15.281	44%	57.93
42	05/08/15	12:40:00	p.m.	16.522	47%	65.06
43	05/08/15	12:45:00	p.m.	17.795	51%	74.83

N°	Fecha	Hora	am/pm	TIRANTE (CM) PUNTO P-8	TIRANTE (%)	Q (L/S) PUNTO P-8
44	05/08/15	12:50:00	p.m.	15.116	43%	55.60
45	05/08/15	12:55:00	p.m.	16.677	48%	67.48
46	05/08/15	01:00:00	p.m.	12.033	34%	36.03
47	05/08/15	01:05:00	p.m.	18.92	54%	82.28
48	05/08/15	01:10:00	p.m.	16.107	46%	62.66
49	05/08/15	01:15:00	p.m.	12.465	36%	40.13
50	05/08/15	01:20:00	p.m.	23.292	67%	114.24
51	05/08/15	01:25:00	p.m.	21.895	63%	104.63
52	05/08/15	01:30:00	p.m.	13.633	39%	46.56
53	05/08/15	01:35:00	p.m.	10.1	29%	26.54
54	05/08/15	01:40:00	p.m.	17.464	50%	72.37
55	05/08/15	01:45:00	p.m.	17.663	50%	72.37
56	05/08/15	01:50:00	p.m.	11.529	33%	34.04
57	05/08/15	01:55:00	p.m.	7.624	22%	15.36
58	05/08/15	02:00:00	p.m.	6.335	18%	10.23
59	05/08/15	02:05:00	p.m.	9.678	28%	24.78
60	05/08/15	02:10:00	p.m.	9.641	28%	24.78
61	05/08/15	02:15:00	p.m.	21.449	61%	99.71
62	05/08/15	02:20:00	p.m.	19.19	55%	84.77
63	05/08/15	02:25:00	p.m.	18.783	54%	82.28
64	05/08/15	02:30:00	p.m.	13.049	37%	42.23
65	05/08/15	02:35:00	p.m.	13.109	37%	42.23
66	05/08/15	02:40:00	p.m.	20.204	58%	92.26
67	05/08/15	02:45:00	p.m.	14.273	41%	51.02
68	05/08/15	02:50:00	p.m.	20.051	57%	89.77
69	05/08/15	02:55:00	p.m.	20.144	58%	92.26
70	05/08/15	03:00:00	p.m.	12.99	37%	42.23
71	05/08/15	03:05:00	p.m.	13.283	38%	44.38
72	05/08/15	03:10:00	p.m.	12.831	37%	42.23
73	05/08/15	03:15:00	p.m.	16.413	47%	65.06
74	05/08/15	03:20:00	p.m.	18.251	52%	77.30
75	05/08/15	03:25:00	p.m.	13.376	38%	44.38
76	05/08/15	03:30:00	p.m.	21.372	61%	99.71
77	05/08/15	03:35:00	p.m.	22.661	65%	109.48
78	05/08/15	03:40:00	p.m.	16.747	48%	67.48
79	05/08/15	03:45:00	p.m.	11.008	31%	30.20
80	05/08/15	03:50:00	p.m.	10.379	30%	28.34
81	05/08/15	03:55:00	p.m.	12.266	35%	38.06
82	05/08/15	04:00:00	p.m.	10.969	31%	30.20
83	05/08/15	04:05:00	p.m.	11.615	33%	34.04
84	05/08/15	04:10:00	p.m.	13.35	38%	44.38
85	05/08/15	04:15:00	p.m.	15.441	44%	57.93
86	05/08/15	04:20:00	p.m.	22.128	63%	104.63

N°	Fecha	Hora	am/pm	TIRANTE (CM) PUNTO P-8	TIRANTE (%)	Q (L/S) PUNTO P-8
87	05/08/15	04:25:00	p.m.	17.384	50%	72.37
88	05/08/15	04:30:00	p.m.	17.419	50%	72.37
89	05/08/15	04:35:00	p.m.	20.128	58%	92.26
90	05/08/15	04:40:00	p.m.	18.342	52%	77.30
91	05/08/15	04:45:00	p.m.	11.706	33%	34.04
92	05/08/15	04:50:00	p.m.	14.387	41%	51.02
93	05/08/15	04:55:00	p.m.	12.368	35%	38.06
94	05/08/15	05:00:00	p.m.	15.683	45%	60.29
95	05/08/15	05:05:00	p.m.	10.627	30%	28.34
96	05/08/15	05:10:00	p.m.	8.201	23%	16.79
97	05/08/15	05:15:00	p.m.	12.396	35%	38.06
98	05/08/15	05:20:00	p.m.	8.915	25%	19.83
99	05/08/15	05:25:00	p.m.	7.094	20%	12.67
100	05/08/15	05:30:00	p.m.	15.57	44%	57.93
101	05/08/15	05:35:00	p.m.	11.713	33%	34.04
102	05/08/15	05:40:00	p.m.	14.468	41%	51.02
103	05/08/15	05:45:00	p.m.	10.43	30%	28.34
104	05/08/15	05:50:00	p.m.	8.121	23%	16.79
105	05/08/15	05:55:00	p.m.	9.323	27%	23.08
106	05/08/15	06:00:00	p.m.	9.628	28%	24.78
107	05/08/15	06:05:00	p.m.	13.004	37%	42.23
108	05/08/15	06:10:00	p.m.	16.893	48%	67.48
109	05/08/15	06:15:00	p.m.	11.596	33%	34.04
110	05/08/15	06:20:00	p.m.	9.419	27%	23.08
111	05/08/15	06:25:00	p.m.	10.249	29%	26.54
112	05/08/15	06:30:00	p.m.	18.963	54%	82.28
113	05/08/15	06:35:00	p.m.	12.324	35%	38.06
114	05/08/15	06:40:00	p.m.	8.16	23%	16.79
115	05/08/15	06:45:00	p.m.	8.194	23%	16.79
116	05/08/15	06:50:00	p.m.	11.682	33%	34.04
117	05/08/15	06:55:00	p.m.	18.684	53%	79.79
118	05/08/15	07:00:00	p.m.	12.366	35%	38.06
119	05/08/15	07:05:00	p.m.	11.25	32%	32.10
120	05/08/15	07:10:00	p.m.	14.243	41%	51.02
121	05/08/15	07:15:00	p.m.	19.726	56%	87.27
122	05/08/15	07:20:00	p.m.	13.587	39%	46.56
123	05/08/15	07:25:00	p.m.	11.241	32%	32.10
124	05/08/15	07:30:00	p.m.	13.994	40%	48.77
125	05/08/15	07:35:00	p.m.	17.439	50%	72.37
126	05/08/15	07:40:00	p.m.	11.803	34%	36.03
127	05/08/15	07:45:00	p.m.	13.789	39%	46.56
128	05/08/15	07:50:00	p.m.	12.011	34%	36.03
129	05/08/15	07:55:00	p.m.	15.107	43%	55.60

N°	Fecha	Hora	am/pm	TIRANTE (CM) PUNTO P-8	TIRANTE (%)	Q (L/S) PUNTO P-8
130	05/08/15	08:00:00	p.m.	10.011	29%	26.54
131	05/08/15	08:05:00	p.m.	7.639	22%	15.36
132	05/08/15	08:10:00	p.m.	17.715	51%	74.83
133	05/08/15	08:15:00	p.m.	12.387	35%	38.06
134	05/08/15	08:20:00	p.m.	10.426	30%	28.34
135	05/08/15	08:25:00	p.m.	12.504	36%	40.13
136	05/08/15	08:30:00	p.m.	15.709	45%	60.29
137	05/08/15	08:35:00	p.m.	10.681	31%	30.20
138	05/08/15	08:40:00	p.m.	10.033	29%	26.54
139	05/08/15	08:45:00	p.m.	17.581	50%	72.37
140	05/08/15	08:50:00	p.m.	14.033	40%	48.77
141	05/08/15	08:55:00	p.m.	10.778	31%	30.20
142	05/08/15	09:00:00	p.m.	12.098	35%	38.06
143	05/08/15	09:05:00	p.m.	17.612	50%	72.37
144	05/08/15	09:10:00	p.m.	11.378	33%	34.04
145	05/08/15	09:15:00	p.m.	7.546	22%	15.36
146	05/08/15	09:20:00	p.m.	5.624	16%	8.04
147	05/08/15	09:25:00	p.m.	5.193	15%	7.04
148	05/08/15	09:30:00	p.m.	4.735	14%	6.10
149	05/08/15	09:35:00	p.m.	4.38	13%	5.23
150	05/08/15	09:40:00	p.m.	3.909	11%	3.69
151	05/08/15	09:45:00	p.m.	3.613	10%	3.02
152	05/08/15	09:50:00	p.m.	3.412	10%	3.02
153	05/08/15	09:55:00	p.m.	2.892	8%	1.89
154	05/08/15	10:00:00	p.m.	2.759	8%	1.89
155	05/08/15	10:05:00	p.m.	2.495	7%	1.42
156	05/08/15	10:10:00	p.m.	2.242	6%	1.03
157	05/08/15	10:15:00	p.m.	2.231	6%	1.03
158	05/08/15	10:20:00	p.m.	2.495	7%	1.42
159	05/08/15	10:25:00	p.m.	5.734	16%	8.04
160	05/08/15	10:30:00	p.m.	6.294	18%	10.23
161	05/08/15	10:35:00	p.m.	6.914	20%	12.67
162	05/08/15	10:40:00	p.m.	13.549	39%	46.56
163	05/08/15	10:45:00	p.m.	13.613	39%	46.56
164	05/08/15	10:50:00	p.m.	12.057	34%	36.03
165	05/08/15	10:55:00	p.m.	16.4	47%	65.06
166	05/08/15	11:00:00	p.m.	12.761	36%	40.13
167	05/08/15	11:05:00	p.m.	10.279	29%	26.54
168	05/08/15	11:10:00	p.m.	16.078	46%	62.66
169	05/08/15	11:15:00	p.m.	10.852	31%	30.20
170	05/08/15	11:20:00	p.m.	17.112	49%	69.92
171	05/08/15	11:25:00	p.m.	13.553	39%	46.56
172	05/08/15	11:30:00	p.m.	16.104	46%	62.66

N°	Fecha	Hora	am/pm	TIRANTE (CM) PUNTO P-8	TIRANTE (%)	Q (L/S) PUNTO P-8
173	05/08/15	11:35:00	p.m.	15.428	44%	57.93
174	05/08/15	11:40:00	p.m.	13.942	40%	48.77
175	05/08/15	11:45:00	p.m.	14.121	40%	48.77
176	05/08/15	11:50:00	p.m.	18.928	54%	82.28
177	05/08/15	11:55:00	p.m.	14.308	41%	51.02
178	06/08/15	12:00:00	a.m.	18.301	52%	77.30
179	06/08/15	12:05:00	a.m.	17.036	49%	69.92
180	06/08/15	12:10:00	a.m.	12.474	36%	40.13
181	06/08/15	12:15:00	a.m.	20.769	59%	94.75
182	06/08/15	12:20:00	a.m.	17.426	50%	72.37
183	06/08/15	12:25:00	a.m.	11.438	33%	34.04
184	06/08/15	12:30:00	a.m.	19.043	54%	82.28
185	06/08/15	12:35:00	a.m.	14.805	42%	53.30
186	06/08/15	12:40:00	a.m.	10.087	29%	26.54
187	06/08/15	12:45:00	a.m.	9.025	26%	21.43
188	06/08/15	12:50:00	a.m.	13.328	38%	44.38
189	06/08/15	12:55:00	a.m.	13.226	38%	44.38
190	06/08/15	01:00:00	a.m.	10.785	31%	30.20
191	06/08/15	01:05:00	a.m.	11.202	32%	32.10
192	06/08/15	01:10:00	a.m.	12.245	35%	38.06
193	06/08/15	01:15:00	a.m.	13.265	38%	44.38
194	06/08/15	01:20:00	a.m.	9.842	28%	24.78
195	06/08/15	01:25:00	a.m.	17.592	50%	72.37
196	06/08/15	01:30:00	a.m.	14.826	42%	53.30
197	06/08/15	01:35:00	a.m.	17.973	51%	74.83
198	06/08/15	01:40:00	a.m.	17.659	50%	72.37
199	06/08/15	01:45:00	a.m.	15.384	44%	57.93
200	06/08/15	01:50:00	a.m.	20.498	59%	94.75
201	06/08/15	01:55:00	a.m.	15.877	45%	60.29
202	06/08/15	02:00:00	a.m.	13.181	38%	44.38
203	06/08/15	02:05:00	a.m.	15.497	44%	57.93
204	06/08/15	02:10:00	a.m.	17.521	50%	72.37
205	06/08/15	02:15:00	a.m.	11.384	33%	34.04
206	06/08/15	02:20:00	a.m.	12.941	37%	42.23
207	06/08/15	02:25:00	a.m.	12.337	35%	38.06
208	06/08/15	02:30:00	a.m.	8.082	23%	16.79
209	06/08/15	02:35:00	a.m.	5.818	17%	9.10
210	06/08/15	02:40:00	a.m.	5.04	14%	6.10
211	06/08/15	02:45:00	a.m.	4.447	13%	5.23
212	06/08/15	02:50:00	a.m.	5.102	15%	7.04
213	06/08/15	02:55:00	a.m.	4.672	13%	5.23
214	06/08/15	03:00:00	a.m.	13.507	39%	46.56
215	06/08/15	03:05:00	a.m.	17.951	51%	74.83

N°	Fecha	Hora	am/pm	TIRANTE (CM) PUNTO P-8	TIRANTE (%)	Q (L/S) PUNTO P-8
216	06/08/15	03:10:00	a.m.	12.785	37%	42.23
217	06/08/15	03:15:00	a.m.	8.287	24%	18.28
218	06/08/15	03:20:00	a.m.	9.654	28%	24.78
219	06/08/15	03:25:00	a.m.	17.263	49%	69.92
220	06/08/15	03:30:00	a.m.	11.436	33%	34.04
221	06/08/15	03:35:00	a.m.	7.812	22%	15.36
222	06/08/15	03:40:00	a.m.	13.144	38%	44.38
223	06/08/15	03:45:00	a.m.	13.356	38%	44.38
224	06/08/15	03:50:00	a.m.	13.801	39%	46.56
225	06/08/15	03:55:00	a.m.	18.837	54%	82.28
226	06/08/15	04:00:00	a.m.	11.78	34%	36.03
227	06/08/15	04:05:00	a.m.	14.201	41%	51.02
228	06/08/15	04:10:00	a.m.	13.494	39%	46.56
229	06/08/15	04:15:00	a.m.	19.378	55%	84.77
230	06/08/15	04:20:00	a.m.	13.842	40%	48.77
231	06/08/15	04:25:00	a.m.	11.706	33%	34.04
232	06/08/15	04:30:00	a.m.	15.272	44%	57.93
233	06/08/15	04:35:00	a.m.	14.699	42%	53.30
234	06/08/15	04:40:00	a.m.	16.318	47%	65.06
235	06/08/15	04:45:00	a.m.	18.098	52%	77.30
236	06/08/15	04:50:00	a.m.	13.311	38%	44.38
237	06/08/15	04:55:00	a.m.	13.801	39%	46.56
238	06/08/15	05:00:00	a.m.	16.139	46%	62.66
239	06/08/15	05:05:00	a.m.	20.213	58%	92.26
240	06/08/15	05:10:00	a.m.	14.186	41%	51.02
241	06/08/15	05:15:00	a.m.	10.778	31%	30.20
242	06/08/15	05:20:00	a.m.	16.316	47%	65.06
243	06/08/15	05:25:00	a.m.	16.372	47%	65.06
244	06/08/15	05:30:00	a.m.	14.126	40%	48.77
245	06/08/15	05:35:00	a.m.	18.2	52%	77.30
246	06/08/15	05:40:00	a.m.	14.608	42%	53.30
247	06/08/15	05:45:00	a.m.	10.374	30%	28.34
248	06/08/15	05:50:00	a.m.	17.43	50%	72.37
249	06/08/15	05:55:00	a.m.	11.341	32%	32.10
250	06/08/15	06:00:00	a.m.	7.26	21%	13.99
251	06/08/15	06:05:00	a.m.	6.969	20%	12.67
252	06/08/15	06:10:00	a.m.	7.617	22%	15.36
253	06/08/15	06:15:00	a.m.	10.141	29%	26.54
254	06/08/15	06:20:00	a.m.	10.699	31%	30.20
255	06/08/15	06:25:00	a.m.	9.403	27%	23.08
256	06/08/15	06:30:00	a.m.	8.361	24%	18.28
257	06/08/15	06:35:00	a.m.	8.566	24%	18.28
258	06/08/15	06:40:00	a.m.	8.381	24%	18.28

N°	Fecha	Hora	am/pm	TIRANTE (CM) PUNTO P-8	TIRANTE (%)	Q (L/S) PUNTO P-8
259	06/08/15	06:45:00	a.m.	12.55	36%	40.13
260	06/08/15	06:50:00	a.m.	13.962	40%	48.77
261	06/08/15	06:55:00	a.m.	9.377	27%	23.08
262	06/08/15	07:00:00	a.m.	9.825	28%	24.78
263	06/08/15	07:05:00	a.m.	11.127	32%	32.10
264	06/08/15	07:10:00	a.m.	20.928	60%	97.24
265	06/08/15	07:15:00	a.m.	20.531	59%	94.75
266	06/08/15	07:20:00	a.m.	14.143	40%	48.77
267	06/08/15	07:25:00	a.m.	21.073	60%	97.24
268	06/08/15	07:30:00	a.m.	20.693	59%	94.75
269	06/08/15	07:35:00	a.m.	16.245	46%	62.66
270	06/08/15	07:40:00	a.m.	21.16	60%	97.24
271	06/08/15	07:45:00	a.m.	20.783	59%	94.75
272	06/08/15	07:50:00	a.m.	16.539	47%	65.06
273	06/08/15	07:55:00	a.m.	21.315	61%	99.71
274	06/08/15	08:00:00	a.m.	20.598	59%	94.75
275	06/08/15	08:05:00	a.m.	18.345	52%	77.30
276	06/08/15	08:10:00	a.m.	19.877	57%	89.77
277	06/08/15	08:15:00	a.m.	22.608	65%	109.48
278	06/08/15	08:20:00	a.m.	22.163	63%	104.63
279	06/08/15	08:25:00	a.m.	20.967	60%	97.24
280	06/08/15	08:30:00	a.m.	20.007	57%	89.77
281	06/08/15	08:35:00	a.m.	14.487	41%	51.02
282	06/08/15	08:40:00	a.m.	9.306	27%	23.08
283	06/08/15	08:45:00	a.m.	6.865	20%	12.67
284	06/08/15	08:50:00	a.m.	5.492	16%	8.04
285	06/08/15	08:55:00	a.m.	5.003	14%	6.10
286	06/08/15	09:00:00	a.m.	4.378	13%	5.23
287	06/08/15	09:05:00	a.m.	3.887	11%	3.69
288	06/08/15	09:10:00	a.m.	3.71	11%	3.69
289	06/08/15	09:15:00	a.m.	3.619	10%	3.02
290	06/08/15	09:20:00	a.m.	3.878	11%	3.69
291	06/08/15	09:25:00	a.m.	3.58	10%	3.02
292	06/08/15	09:30:00	a.m.	9.131	26%	21.43
293	06/08/15	09:35:00	a.m.	11.968	34%	36.03
294	06/08/15	09:40:00	a.m.	11.455	33%	34.04
295	06/08/15	09:45:00	a.m.	16.158	46%	62.66
296	06/08/15	09:50:00	a.m.	14.415	41%	51.02
297	06/08/15	09:55:00	a.m.	10.212	29%	26.54
298	06/08/15	10:00:00	a.m.	14.66	42%	53.30
299	06/08/15	10:05:00	a.m.	19.553	56%	87.27
300	06/08/15	10:10:00	a.m.	15.927	46%	62.66
301	06/08/15	10:15:00	a.m.	16.76	48%	67.48

N°	Fecha	Hora	am/pm	TIRANTE (CM) PUNTO P-8	TIRANTE (%)	Q (L/S) PUNTO P-8
302	06/08/15	10:20:00	a.m.	12.978	37%	42.23
303	06/08/15	10:25:00	a.m.	15.867	45%	60.29
304	06/08/15	10:30:00	a.m.	20.608	59%	94.75
305	06/08/15	10:35:00	a.m.	18.818	54%	82.28
306	06/08/15	10:40:00	a.m.	21.238	61%	99.71
307	06/08/15	10:45:00	a.m.	17.527	50%	72.37
308	06/08/15	10:50:00	a.m.	20.749	59%	94.75
309	06/08/15	10:55:00	a.m.	15.559	44%	57.93
310	06/08/15	11:00:00	a.m.	11.023	31%	30.20
311	06/08/15	11:05:00	a.m.	13.362	38%	44.38
312	06/08/15	11:10:00	a.m.	13.635	39%	46.56
313	06/08/15	11:15:00	a.m.	18.466	53%	79.79
314	06/08/15	11:20:00	a.m.	13.613	39%	46.56
315	06/08/15	11:25:00	a.m.	13.419	38%	44.38
316	06/08/15	11:30:00	a.m.	10.16	29%	26.54
317	06/08/15	11:35:00	a.m.	10.232	29%	26.54
318	06/08/15	11:40:00	a.m.	15.717	45%	60.29
319	06/08/15	11:45:00	a.m.	16.805	48%	67.48
320	06/08/15	11:50:00	a.m.	17.759	51%	74.83
321	06/08/15	11:55:00	a.m.	12.017	34%	36.03
322	06/08/15	12:00:00	p.m.	14.807	42%	53.30
323	06/08/15	12:05:00	p.m.	19.689	56%	87.27
324	06/08/15	12:10:00	p.m.	15.734	45%	60.29
325	06/08/15	12:15:00	p.m.	11.352	32%	32.10
326	06/08/15	12:20:00	p.m.	13.496	39%	46.56
327	06/08/15	12:25:00	p.m.	19.951	57%	89.77
328	06/08/15	12:30:00	p.m.	15.361	44%	57.93
329	06/08/15	12:35:00	p.m.	19.144	55%	84.77
330	06/08/15	12:40:00	p.m.	16.476	47%	65.06
331	06/08/15	12:45:00	p.m.	16.909	48%	67.48
332	06/08/15	12:50:00	p.m.	11.672	33%	34.04
333	06/08/15	12:55:00	p.m.	10.299	29%	26.54
334	06/08/15	01:00:00	p.m.	16.686	48%	67.48
335	06/08/15	01:05:00	p.m.	11.719	33%	34.04
336	06/08/15	01:10:00	p.m.	18.853	54%	82.28
337	06/08/15	01:15:00	p.m.	13.356	38%	44.38
338	06/08/15	01:20:00	p.m.	10.413	30%	28.34
339	06/08/15	01:25:00	p.m.	16.946	48%	67.48
340	06/08/15	01:30:00	p.m.	16.292	47%	65.06
341	06/08/15	01:35:00	p.m.	14.457	41%	51.02
342	06/08/15	01:40:00	p.m.	17.694	51%	74.83
343	06/08/15	01:45:00	p.m.	12.456	36%	40.13
344	06/08/15	01:50:00	p.m.	14.593	42%	53.30

N°	Fecha	Hora	am/pm	TIRANTE (CM) PUNTO P-8	TIRANTE (%)	Q (L/S) PUNTO P-8
345	06/08/15	01:55:00	p.m.	12.351	35%	38.06
346	06/08/15	02:00:00	p.m.	15.471	44%	57.93
347	06/08/15	02:05:00	p.m.	15.724	45%	60.29
348	06/08/15	02:10:00	p.m.	14.193	41%	51.02
349	06/08/15	02:15:00	p.m.	10.043	29%	26.54
350	06/08/15	02:20:00	p.m.	12.119	35%	38.06
351	06/08/15	02:25:00	p.m.	14.93	43%	55.60
352	06/08/15	02:30:00	p.m.	10.74	31%	30.20
353	06/08/15	02:35:00	p.m.	9.315	27%	23.08
354	06/08/15	02:40:00	p.m.	16.446	47%	65.06
355	06/08/15	02:45:00	p.m.	11.499	33%	34.04
356	06/08/15	02:50:00	p.m.	14.969	43%	55.60
357	06/08/15	02:55:00	p.m.	17.8	51%	74.83
358	06/08/15	03:00:00	p.m.	14.619	42%	53.30
359	06/08/15	03:05:00	p.m.	18.76	54%	82.28
360	06/08/15	03:10:00	p.m.	13.657	39%	46.56
361	06/08/15	03:15:00	p.m.	18.135	52%	77.30
362	06/08/15	03:20:00	p.m.	12.169	35%	38.06
363	06/08/15	03:25:00	p.m.	16.204	46%	62.66
364	06/08/15	03:30:00	p.m.	13.458	38%	44.38
365	06/08/15	03:35:00	p.m.	16.883	48%	67.48
366	06/08/15	03:40:00	p.m.	15.681	45%	60.29
367	06/08/15	03:45:00	p.m.	15.045	43%	55.60
368	06/08/15	03:50:00	p.m.	10.571	30%	28.34
369	06/08/15	03:55:00	p.m.	13.17	38%	44.38
370	06/08/15	04:00:00	p.m.	17.075	49%	69.92
371	06/08/15	04:05:00	p.m.	12.483	36%	40.13
372	06/08/15	04:10:00	p.m.	15.114	43%	55.60
373	06/08/15	04:15:00	p.m.	10.063	29%	26.54
374	06/08/15	04:20:00	p.m.	7.248	21%	13.99
375	06/08/15	04:25:00	p.m.	12.495	36%	40.13
376	06/08/15	04:30:00	p.m.	16.606	47%	65.06
377	06/08/15	04:35:00	p.m.	12.165	35%	38.06
378	06/08/15	04:40:00	p.m.	14.744	42%	53.30
379	06/08/15	04:45:00	p.m.	10.34	30%	28.34
380	06/08/15	04:50:00	p.m.	12.543	36%	40.13
381	06/08/15	04:55:00	p.m.	16.567	47%	65.06
382	06/08/15	05:00:00	p.m.	12.206	35%	38.06
383	06/08/15	05:05:00	p.m.	11.95	34%	36.03
384	06/08/15	05:10:00	p.m.	7.922	23%	16.79
385	06/08/15	05:15:00	p.m.	5.273	15%	7.04
386	06/08/15	05:20:00	p.m.	5.461	16%	8.04
387	06/08/15	05:25:00	p.m.	10.826	31%	30.20

N°	Fecha	Hora	am/pm	TIRANTE (CM) PUNTO P-8	TIRANTE (%)	Q (L/S) PUNTO P-8
388	06/08/15	05:30:00	p.m.	16.686	48%	67.48
389	06/08/15	05:35:00	p.m.	12.915	37%	42.23
390	06/08/15	05:40:00	p.m.	16.889	48%	67.48
391	06/08/15	05:45:00	p.m.	11.888	34%	36.03
392	06/08/15	05:50:00	p.m.	9.6	27%	23.08
393	06/08/15	05:55:00	p.m.	11.434	33%	34.04
394	06/08/15	06:00:00	p.m.	8.188	23%	16.79
395	06/08/15	06:05:00	p.m.	14.725	42%	53.30
396	06/08/15	06:10:00	p.m.	9.129	26%	21.43
397	06/08/15	06:15:00	p.m.	7.57	22%	15.36
398	06/08/15	06:20:00	p.m.	6.315	18%	10.23
399	06/08/15	06:25:00	p.m.	20.154	58%	92.26
400	06/08/15	06:30:00	p.m.	15.549	44%	57.93
401	06/08/15	06:35:00	p.m.	17.218	49%	69.92
402	06/08/15	06:40:00	p.m.	13.884	40%	48.77
403	06/08/15	06:45:00	p.m.	17.289	49%	69.92
404	06/08/15	06:50:00	p.m.	11.812	34%	36.03
405	06/08/15	06:55:00	p.m.	8.625	25%	19.83
406	06/08/15	07:00:00	p.m.	12.906	37%	42.23
407	06/08/15	07:05:00	p.m.	15.793	45%	60.29
408	06/08/15	07:10:00	p.m.	10.264	29%	26.54
409	06/08/15	07:15:00	p.m.	6.582	19%	11.42
410	06/08/15	07:20:00	p.m.	6.994	20%	12.67
411	06/08/15	07:25:00	p.m.	6.612	19%	11.42
412	06/08/15	07:30:00	p.m.	20.47	58%	92.26
413	06/08/15	07:35:00	p.m.	16.532	47%	65.06
414	06/08/15	07:40:00	p.m.	20.375	58%	92.26
415	06/08/15	07:45:00	p.m.	17.296	49%	69.92
416	06/08/15	07:50:00	p.m.	20.548	59%	94.75
417	06/08/15	07:55:00	p.m.	14.215	41%	51.02
418	06/08/15	08:00:00	p.m.	12.833	37%	42.23
419	06/08/15	08:05:00	p.m.	12.279	35%	38.06
420	06/08/15	08:10:00	p.m.	18.327	52%	77.30
421	06/08/15	08:15:00	p.m.	11.525	33%	34.04
422	06/08/15	08:20:00	p.m.	15.678	45%	60.29
423	06/08/15	08:25:00	p.m.	14.509	41%	51.02
424	06/08/15	08:30:00	p.m.	16.457	47%	65.06
425	06/08/15	08:35:00	p.m.	10.999	31%	30.20
426	06/08/15	08:40:00	p.m.	18.332	52%	77.30
427	06/08/15	08:45:00	p.m.	14.015	40%	48.77
428	06/08/15	08:50:00	p.m.	9.042	26%	21.43
429	06/08/15	08:55:00	p.m.	6.858	20%	12.67
430	06/08/15	09:00:00	p.m.	10.132	29%	26.54

N°	Fecha	Hora	am/pm	TIRANTE (CM) PUNTO P-8	TIRANTE (%)	Q (L/S) PUNTO P-8
431	06/08/15	09:05:00	p.m.	11.873	34%	36.03
432	06/08/15	09:10:00	p.m.	10.35	30%	28.34
433	06/08/15	09:15:00	p.m.	15.123	43%	55.60
434	06/08/15	09:20:00	p.m.	11.559	33%	34.04
435	06/08/15	09:25:00	p.m.	12.913	37%	42.23
436	06/08/15	09:30:00	p.m.	12.891	37%	42.23
437	06/08/15	09:35:00	p.m.	13.218	38%	44.38
438	06/08/15	09:40:00	p.m.	18.87	54%	82.28
439	06/08/15	09:45:00	p.m.	13.942	40%	48.77
440	06/08/15	09:50:00	p.m.	13.365	38%	44.38
441	06/08/15	09:55:00	p.m.	13.667	39%	46.56
442	06/08/15	10:00:00	p.m.	19.011	54%	82.28
443	06/08/15	10:05:00	p.m.	13.142	38%	44.38
444	06/08/15	10:10:00	p.m.	13.522	39%	46.56
445	06/08/15	10:15:00	p.m.	14.31	41%	51.02
446	06/08/15	10:20:00	p.m.	17.185	49%	69.92
447	06/08/15	10:25:00	p.m.	11.522	33%	34.04
448	06/08/15	10:30:00	p.m.	7.805	22%	15.36
449	06/08/15	10:35:00	p.m.	13.241	38%	44.38
450	06/08/15	10:40:00	p.m.	10.523	30%	28.34
451	06/08/15	10:45:00	p.m.	13.395	38%	44.38
452	06/08/15	10:50:00	p.m.	13.241	38%	44.38
453	06/08/15	10:55:00	p.m.	12.175	35%	38.06
454	06/08/15	11:00:00	p.m.	19.121	55%	84.77
455	06/08/15	11:05:00	p.m.	13.992	40%	48.77
456	06/08/15	11:10:00	p.m.	18.939	54%	82.28
457	06/08/15	11:15:00	p.m.	12.943	37%	42.23
458	06/08/15	11:20:00	p.m.	14.402	41%	51.02
459	06/08/15	11:25:00	p.m.	14.243	41%	51.02
460	06/08/15	11:30:00	p.m.	19.255	55%	84.77
461	06/08/15	11:35:00	p.m.	13.892	40%	48.77
462	06/08/15	11:40:00	p.m.	16.532	47%	65.06
463	06/08/15	11:45:00	p.m.	11.883	34%	36.03
464	06/08/15	11:50:00	p.m.	18.438	53%	79.79
465	06/08/15	11:55:00	p.m.	14.024	40%	48.77
466	07/08/15	12:00:00	a.m.	19.227	55%	84.77
467	07/08/15	12:05:00	a.m.	13.665	39%	46.56
468	07/08/15	12:10:00	a.m.	18.872	54%	82.28
469	07/08/15	12:15:00	a.m.	12.549	36%	40.13
470	07/08/15	12:20:00	a.m.	13.579	39%	46.56
471	07/08/15	12:25:00	a.m.	13.546	39%	46.56
472	07/08/15	12:30:00	a.m.	18.559	53%	79.79
473	07/08/15	12:35:00	a.m.	13.252	38%	44.38

N°	Fecha	Hora	am/pm	TIRANTE (CM) PUNTO P-8	TIRANTE (%)	Q (L/S) PUNTO P-8
474	07/08/15	12:40:00	a.m.	18.018	51%	74.83
475	07/08/15	12:45:00	a.m.	13.228	38%	44.38
476	07/08/15	12:50:00	a.m.	14.686	42%	53.30
477	07/08/15	12:55:00	a.m.	10.711	31%	30.20
478	07/08/15	01:00:00	a.m.	17.678	51%	74.83
479	07/08/15	01:05:00	a.m.	14.003	40%	48.77
480	07/08/15	01:10:00	a.m.	14.788	42%	53.30
481	07/08/15	01:15:00	a.m.	12.178	35%	38.06
482	07/08/15	01:20:00	a.m.	17.585	50%	72.37
483	07/08/15	01:25:00	a.m.	15.7	45%	60.29
484	07/08/15	01:30:00	a.m.	17.162	49%	69.92
485	07/08/15	01:35:00	a.m.	16.329	47%	65.06
486	07/08/15	01:40:00	a.m.	16.675	48%	67.48
487	07/08/15	01:45:00	a.m.	11.101	32%	32.10
488	07/08/15	01:50:00	a.m.	17.201	49%	69.92
489	07/08/15	01:55:00	a.m.	15.601	45%	60.29
490	07/08/15	02:00:00	a.m.	15.641	45%	60.29
491	07/08/15	02:05:00	a.m.	12.37	35%	38.06
492	07/08/15	02:10:00	a.m.	11.436	33%	34.04
493	07/08/15	02:15:00	a.m.	7.874	22%	15.36
494	07/08/15	02:20:00	a.m.	6.35	18%	10.23
495	07/08/15	02:25:00	a.m.	5.792	17%	9.10
496	07/08/15	02:30:00	a.m.	11.972	34%	36.03
497	07/08/15	02:35:00	a.m.	18.904	54%	82.28
498	07/08/15	02:40:00	a.m.	12.63	36%	40.13
499	07/08/15	02:45:00	a.m.	9.591	27%	23.08
500	07/08/15	02:50:00	a.m.	18.82	54%	82.28
501	07/08/15	02:55:00	a.m.	17.283	49%	69.92
502	07/08/15	03:00:00	a.m.	13.683	39%	46.56
503	07/08/15	03:05:00	a.m.	12.164	35%	38.06
504	07/08/15	03:10:00	a.m.	12.141	35%	38.06
505	07/08/15	03:15:00	a.m.	9.526	27%	23.08
506	07/08/15	03:20:00	a.m.	10.521	30%	28.34
507	07/08/15	03:25:00	a.m.	9.038	26%	21.43
508	07/08/15	03:30:00	a.m.	7.464	21%	13.99
509	07/08/15	03:35:00	a.m.	12.355	35%	38.06
510	07/08/15	03:40:00	a.m.	9.598	27%	23.08
511	07/08/15	03:45:00	a.m.	6.354	18%	10.23
512	07/08/15	03:50:00	a.m.	5.384	15%	7.04
513	07/08/15	03:55:00	a.m.	7.732	22%	15.36
514	07/08/15	04:00:00	a.m.	5.874	17%	9.10
515	07/08/15	04:05:00	a.m.	5.347	15%	7.04
516	07/08/15	04:10:00	a.m.	5.623	16%	8.04

N°	Fecha	Hora	am/pm	TIRANTE (CM) PUNTO P-8	TIRANTE (%)	Q (L/S) PUNTO P-8
517	07/08/15	04:15:00	a.m.	4.817	14%	6.10
518	07/08/15	04:20:00	a.m.	3.931	11%	3.69
519	07/08/15	04:25:00	a.m.	3.338	10%	3.02
520	07/08/15	04:30:00	a.m.	5.031	14%	6.10
521	07/08/15	04:35:00	a.m.	5.727	16%	8.04
522	07/08/15	04:40:00	a.m.	5.141	15%	7.04
523	07/08/15	04:45:00	a.m.	15.988	46%	62.66
524	07/08/15	04:50:00	a.m.	16.621	47%	65.06
525	07/08/15	04:55:00	a.m.	16.455	47%	65.06
526	07/08/15	05:00:00	a.m.	10.938	31%	30.20
527	07/08/15	05:05:00	a.m.	16.701	48%	67.48
528	07/08/15	05:10:00	a.m.	17.181	49%	69.92
529	07/08/15	05:15:00	a.m.	18.083	52%	77.30
530	07/08/15	05:20:00	a.m.	11.63	33%	34.04
531	07/08/15	05:25:00	a.m.	8.713	25%	19.83
532	07/08/15	05:30:00	a.m.	18.398	53%	79.79
533	07/08/15	05:35:00	a.m.	12.299	35%	38.06
534	07/08/15	05:40:00	a.m.	7.887	23%	16.79
535	07/08/15	05:45:00	a.m.	7.743	22%	15.36
536	07/08/15	05:50:00	a.m.	6.705	19%	11.42
537	07/08/15	05:55:00	a.m.	14.444	41%	51.02
538	07/08/15	06:00:00	a.m.	20.156	58%	92.26
539	07/08/15	06:05:00	a.m.	16.247	46%	62.66
540	07/08/15	06:10:00	a.m.	19.787	57%	89.77
541	07/08/15	06:15:00	a.m.	14.543	42%	53.30
542	07/08/15	06:20:00	a.m.	9.808	28%	24.78
543	07/08/15	06:25:00	a.m.	13.235	38%	44.38
544	07/08/15	06:30:00	a.m.	15.559	44%	57.93
545	07/08/15	06:35:00	a.m.	17.386	50%	72.37
546	07/08/15	06:40:00	a.m.	11.883	34%	36.03
547	07/08/15	06:45:00	a.m.	17.531	50%	72.37
548	07/08/15	06:50:00	a.m.	12.582	36%	40.13
549	07/08/15	06:55:00	a.m.	7.965	23%	16.79
550	07/08/15	07:00:00	a.m.	6.733	19%	11.42
551	07/08/15	07:05:00	a.m.	7.293	21%	13.99
552	07/08/15	07:10:00	a.m.	6.562	19%	11.42
553	07/08/15	07:15:00	a.m.	7.241	21%	13.99
554	07/08/15	07:20:00	a.m.	10.614	30%	28.34
555	07/08/15	07:25:00	a.m.	9.072	26%	21.43
556	07/08/15	07:30:00	a.m.	7.574	22%	15.36
557	07/08/15	07:35:00	a.m.	6.731	19%	11.42
558	07/08/15	07:40:00	a.m.	9.578	27%	23.08
559	07/08/15	07:45:00	a.m.	9.503	27%	23.08

N°	Fecha	Hora	am/pm	TIRANTE (CM) PUNTO P-8	TIRANTE (%)	Q (L/S) PUNTO P-8
560	07/08/15	07:50:00	a.m.	7.559	22%	15.36
561	07/08/15	07:55:00	a.m.	5.202	15%	7.04
562	07/08/15	08:00:00	a.m.	6.264	18%	10.23
563	07/08/15	08:05:00	a.m.	6.768	19%	11.42
564	07/08/15	08:10:00	a.m.	6.819	19%	11.42
565	07/08/15	08:15:00	a.m.	5.695	16%	8.04
566	07/08/15	08:20:00	a.m.	5.037	14%	6.10
567	07/08/15	08:25:00	a.m.	5.312	15%	7.04
568	07/08/15	08:30:00	a.m.	4.837	14%	6.10
569	07/08/15	08:35:00	a.m.	6.277	18%	10.23
570	07/08/15	08:40:00	a.m.	6.456	18%	10.23
571	07/08/15	08:45:00	a.m.	6.668	19%	11.42
572	07/08/15	08:50:00	a.m.	7.39	21%	13.99
573	07/08/15	08:55:00	a.m.	6.824	19%	11.42
574	07/08/15	09:00:00	a.m.	7.373	21%	13.99
575	07/08/15	09:05:00	a.m.	5.894	17%	9.10
576	07/08/15	09:10:00	a.m.	5.505	16%	8.04
577	07/08/15	09:15:00	a.m.	6.246	18%	10.23
578	07/08/15	09:20:00	a.m.	11.005	31%	30.20
579	07/08/15	09:25:00	a.m.	9.393	27%	23.08
580	07/08/15	09:30:00	a.m.	11.976	34%	36.03
581	07/08/15	09:35:00	a.m.	9.898	28%	24.78
582	07/08/15	09:40:00	a.m.	6.573	19%	11.42
583	07/08/15	09:45:00	a.m.	5.144	15%	7.04
584	07/08/15	09:50:00	a.m.	6.11	17%	9.10
585	07/08/15	09:55:00	a.m.	6.355	18%	10.23
586	07/08/15	10:00:00	a.m.	7.005	20%	12.67
587	07/08/15	10:05:00	a.m.	6.724	19%	11.42
588	07/08/15	10:10:00	a.m.	6.026	17%	9.10
589	07/08/15	10:15:00	a.m.	5.864	17%	9.10
590	07/08/15	10:20:00	a.m.	6.151	18%	10.23
591	07/08/15	10:25:00	a.m.	5.556	16%	8.04
592	07/08/15	10:30:00	a.m.	6.008	17%	9.10
593	07/08/15	10:35:00	a.m.	5.368	15%	7.04
594	07/08/15	10:40:00	a.m.	5.241	15%	7.04
595	07/08/15	10:45:00	a.m.	5.779	17%	9.10
596	07/08/15	10:50:00	a.m.	5.814	17%	9.10
597	07/08/15	10:55:00	a.m.	6.073	17%	9.10
598	07/08/15	11:00:00	a.m.	6.782	19%	11.42
599	07/08/15	11:05:00	a.m.	5.113	15%	7.04
600	07/08/15	11:10:00	a.m.	4.051	12%	4.43
601	07/08/15	11:15:00	a.m.	3.997	11%	3.69
602	07/08/15	11:20:00	a.m.	3.572	10%	3.02

N°	Fecha	Hora	am/pm	TIRANTE (CM) PUNTO P-8	TIRANTE (%)	Q (L/S) PUNTO P-8
603	07/08/15	11:25:00	a.m.	3.332	10%	3.02
604	07/08/15	11:30:00	a.m.	3.764	11%	3.69
605	07/08/15	11:35:00	a.m.	9.31	27%	23.08
606	07/08/15	11:40:00	a.m.	9.384	27%	23.08
607	07/08/15	11:45:00	a.m.	9.431	27%	23.08
608	07/08/15	11:50:00	a.m.	9.401	27%	23.08
609	07/08/15	11:55:00	a.m.	9.293	27%	23.08
610	07/08/15	12:00:00	p.m.	9.49	27%	23.08
611	07/08/15	12:05:00	p.m.	9.475	27%	23.08
612	07/08/15	12:10:00	p.m.	9.49	27%	23.08
613	07/08/15	12:15:00	p.m.	9.073	26%	21.43
614	07/08/15	12:20:00	p.m.	9.643	28%	24.78
615	07/08/15	12:25:00	p.m.	9.844	28%	24.78
616	07/08/15	12:30:00	p.m.	9.457	27%	23.08
617	07/08/15	12:35:00	p.m.	9.109	26%	21.43
618	07/08/15	12:40:00	p.m.	8.316	24%	18.28
619	07/08/15	12:45:00	p.m.	9.01	26%	21.43
620	07/08/15	12:50:00	p.m.	9.546	27%	23.08
621	07/08/15	12:55:00	p.m.	8.681	25%	19.83
622	07/08/15	01:00:00	p.m.	8.618	25%	19.83
623	07/08/15	01:05:00	p.m.	8.971	26%	21.43
624	07/08/15	01:10:00	p.m.	8.655	25%	19.83
625	07/08/15	01:15:00	p.m.	6.467	18%	10.23
626	07/08/15	01:20:00	p.m.	4.932	14%	6.10
627	07/08/15	01:25:00	p.m.	4.054	12%	4.43
628	07/08/15	01:30:00	p.m.	3.569	10%	3.02
629	07/08/15	01:35:00	p.m.	3.104	9%	2.42
630	07/08/15	01:40:00	p.m.	2.936	8%	1.89
631	07/08/15	01:45:00	p.m.	3.491	10%	3.02
632	07/08/15	01:50:00	p.m.	10.605	30%	28.34
633	07/08/15	01:55:00	p.m.	16.452	47%	65.06
634	07/08/15	02:00:00	p.m.	10.936	31%	30.20
635	07/08/15	02:05:00	p.m.	7.074	20%	12.67
636	07/08/15	02:10:00	p.m.	8.398	24%	18.28
637	07/08/15	02:15:00	p.m.	8.847	25%	19.83
638	07/08/15	02:20:00	p.m.	7.913	23%	16.79
639	07/08/15	02:25:00	p.m.	12.705	36%	40.13
640	07/08/15	02:30:00	p.m.	17.101	49%	69.92
641	07/08/15	02:35:00	p.m.	13.164	38%	44.38
642	07/08/15	02:40:00	p.m.	8.913	25%	19.83
643	07/08/15	02:45:00	p.m.	7.016	20%	12.67
644	07/08/15	02:50:00	p.m.	17.942	51%	74.83
645	07/08/15	02:55:00	p.m.	12.216	35%	38.06

N°	Fecha	Hora	am/pm	TIRANTE (CM) PUNTO P-8	TIRANTE (%)	Q (L/S) PUNTO P-8
646	07/08/15	03:00:00	p.m.	18.664	53%	79.79
647	07/08/15	03:05:00	p.m.	16.887	48%	67.48
648	07/08/15	03:10:00	p.m.	20.492	59%	94.75
649	07/08/15	03:15:00	p.m.	14.939	43%	55.60
650	07/08/15	03:20:00	p.m.	20.528	59%	94.75
651	07/08/15	03:25:00	p.m.	20.539	59%	94.75
652	07/08/15	03:30:00	p.m.	21.597	62%	102.18
653	07/08/15	03:35:00	p.m.	20.857	60%	97.24
654	07/08/15	03:40:00	p.m.	19.4	55%	84.77
655	07/08/15	03:45:00	p.m.	20.716	59%	94.75
656	07/08/15	03:50:00	p.m.	14.232	41%	51.02
657	07/08/15	03:55:00	p.m.	11.847	34%	36.03
658	07/08/15	04:00:00	p.m.	10.608	30%	28.34
659	07/08/15	04:05:00	p.m.	17.745	51%	74.83
660	07/08/15	04:10:00	p.m.	11.605	33%	34.04
661	07/08/15	04:15:00	p.m.	7.408	21%	13.99
662	07/08/15	04:20:00	p.m.	5.284	15%	7.04
663	07/08/15	04:25:00	p.m.	4.304	12%	4.43
664	07/08/15	04:30:00	p.m.	3.941	11%	3.69
665	07/08/15	04:35:00	p.m.	3.513	10%	3.02
666	07/08/15	04:40:00	p.m.	3.511	10%	3.02
667	07/08/15	04:45:00	p.m.	3.241	9%	2.42
668	07/08/15	04:50:00	p.m.	3.1	9%	2.42
669	07/08/15	04:55:00	p.m.	2.579	7%	1.42
670	07/08/15	05:00:00	p.m.	2.261	6%	1.03
671	07/08/15	05:05:00	p.m.	2.159	6%	1.03
672	07/08/15	05:10:00	p.m.	1.967	6%	1.03
673	07/08/15	05:15:00	p.m.	2.025	6%	1.03
674	07/08/15	05:20:00	p.m.	2.198	6%	1.03
675	07/08/15	05:25:00	p.m.	3.466	10%	3.02
676	07/08/15	05:30:00	p.m.	3.411	10%	3.02
677	07/08/15	05:35:00	p.m.	13.056	37%	42.23
678	07/08/15	05:40:00	p.m.	9.933	28%	24.78
679	07/08/15	05:45:00	p.m.	6.268	18%	10.23
680	07/08/15	05:50:00	p.m.	4.638	13%	5.23
681	07/08/15	05:55:00	p.m.	4.637	13%	5.23
682	07/08/15	06:00:00	p.m.	3.703	11%	3.69
683	07/08/15	06:05:00	p.m.	3.29	9%	2.42
684	07/08/15	06:10:00	p.m.	2.897	8%	1.89
685	07/08/15	06:15:00	p.m.	2.795	8%	1.89
686	07/08/15	06:20:00	p.m.	3.046	9%	2.42
687	07/08/15	06:25:00	p.m.	3.195	9%	2.42
688	07/08/15	06:30:00	p.m.	3.208	9%	2.42

N°	Fecha	Hora	am/pm	TIRANTE (CM) PUNTO P-8	TIRANTE (%)	Q (L/S) PUNTO P-8
689	07/08/15	06:35:00	p.m.	17.564	50%	72.37
690	07/08/15	06:40:00	p.m.	17.302	49%	69.92
691	07/08/15	06:45:00	p.m.	17.194	49%	69.92
692	07/08/15	06:50:00	p.m.	10.882	31%	30.20
693	07/08/15	06:55:00	p.m.	7.001	20%	12.67
694	07/08/15	07:00:00	p.m.	5.146	15%	7.04
695	07/08/15	07:05:00	p.m.	4.59	13%	5.23
696	07/08/15	07:10:00	p.m.	4.104	12%	4.43
697	07/08/15	07:15:00	p.m.	3.824	11%	3.69
698	07/08/15	07:20:00	p.m.	3.798	11%	3.69
699	07/08/15	07:25:00	p.m.	2.931	8%	1.89
700	07/08/15	07:30:00	p.m.	3.024	9%	2.42
701	07/08/15	07:35:00	p.m.	2.67	8%	1.89
702	07/08/15	07:40:00	p.m.	2.317	7%	1.42
703	07/08/15	07:45:00	p.m.	2.287	7%	1.42
704	07/08/15	07:50:00	p.m.	2.291	7%	1.42
705	07/08/15	07:55:00	p.m.	2.25	6%	1.03
706	07/08/15	08:00:00	p.m.	2.307	7%	1.42
707	07/08/15	08:05:00	p.m.	2.319	7%	1.42
708	07/08/15	08:10:00	p.m.	2.034	6%	1.03
709	07/08/15	08:15:00	p.m.	1.911	5%	0.70
710	07/08/15	08:20:00	p.m.	2.11	6%	1.03
711	07/08/15	08:25:00	p.m.	1.978	6%	1.03
712	07/08/15	08:30:00	p.m.	1.997	6%	1.03
713	07/08/15	08:35:00	p.m.	1.898	5%	0.70
714	07/08/15	08:40:00	p.m.	1.437	4%	0.43
715	07/08/15	08:45:00	p.m.	1.388	4%	0.43
716	07/08/15	08:50:00	p.m.	2.201	6%	1.03
717	07/08/15	08:55:00	p.m.	1.956	6%	1.03
718	07/08/15	09:00:00	p.m.	2.629	8%	1.89
719	07/08/15	09:05:00	p.m.	10.893	31%	30.20
720	07/08/15	09:10:00	p.m.	6.953	20%	12.67
721	07/08/15	09:15:00	p.m.	6.289	18%	10.23
722	07/08/15	09:20:00	p.m.	6.086	17%	9.10
723	07/08/15	09:25:00	p.m.	5.464	16%	8.04
724	07/08/15	09:30:00	p.m.	5.468	16%	8.04
725	07/08/15	09:35:00	p.m.	5.801	17%	9.10
726	07/08/15	09:40:00	p.m.	5.574	16%	8.04
727	07/08/15	09:45:00	p.m.	5.219	15%	7.04
728	07/08/15	09:50:00	p.m.	4.514	13%	5.23
729	07/08/15	09:55:00	p.m.	3.814	11%	3.69
730	07/08/15	10:00:00	p.m.	3.316	9%	2.42
731	07/08/15	10:05:00	p.m.	3.747	11%	3.69

N°	Fecha	Hora	am/pm	TIRANTE (CM) PUNTO P-8	TIRANTE (%)	Q (L/S) PUNTO P-8
732	07/08/15	10:10:00	p.m.	4.685	13%	5.23
733	07/08/15	10:15:00	p.m.	4.266	12%	4.43
734	07/08/15	10:20:00	p.m.	3.736	11%	3.69
735	07/08/15	10:25:00	p.m.	4.037	12%	4.43
736	07/08/15	10:30:00	p.m.	15.136	43%	55.60
737	07/08/15	10:35:00	p.m.	10.69	31%	30.20
738	07/08/15	10:40:00	p.m.	7.771	22%	15.36
739	07/08/15	10:45:00	p.m.	12.766	36%	40.13
740	07/08/15	10:50:00	p.m.	13.812	39%	46.56
741	07/08/15	10:55:00	p.m.	14.621	42%	53.30
742	07/08/15	11:00:00	p.m.	15.17	43%	55.60
743	07/08/15	11:05:00	p.m.	10.88	31%	30.20
744	07/08/15	11:10:00	p.m.	12.511	36%	40.13
745	07/08/15	11:15:00	p.m.	11.63	33%	34.04
746	07/08/15	11:20:00	p.m.	7.747	22%	15.36
747	07/08/15	11:25:00	p.m.	6.722	19%	11.42
748	07/08/15	11:30:00	p.m.	5.779	17%	9.10
749	07/08/15	11:35:00	p.m.	4.917	14%	6.10
750	07/08/15	11:40:00	p.m.	4.157	12%	4.43
751	07/08/15	11:45:00	p.m.	3.909	11%	3.69
752	07/08/15	11:50:00	p.m.	3.745	11%	3.69
753	07/08/15	11:55:00	p.m.	3.351	10%	3.02
754	08/08/15	12:00:00	a.m.	2.865	8%	1.89
755	08/08/15	12:05:00	a.m.	2.678	8%	1.89
756	08/08/15	12:10:00	a.m.	2.4	7%	1.42
757	08/08/15	12:15:00	a.m.	2.376	7%	1.42
758	08/08/15	12:20:00	a.m.	2.3	7%	1.42
759	08/08/15	12:25:00	a.m.	2.045	6%	1.03
760	08/08/15	12:30:00	a.m.	2.015	6%	1.03
761	08/08/15	12:35:00	a.m.	1.87	5%	0.70
762	08/08/15	12:40:00	a.m.	2.021	6%	1.03
763	08/08/15	12:45:00	a.m.	2.127	6%	1.03
764	08/08/15	12:50:00	a.m.	1.974	6%	1.03
765	08/08/15	12:55:00	a.m.	1.827	5%	0.70
766	08/08/15	01:00:00	a.m.	1.974	6%	1.03
767	08/08/15	01:05:00	a.m.	2.039	6%	1.03
768	08/08/15	01:10:00	a.m.	1.866	5%	0.70
769	08/08/15	01:15:00	a.m.	2.067	6%	1.03
770	08/08/15	01:20:00	a.m.	2.105	6%	1.03
771	08/08/15	01:25:00	a.m.	2.066	6%	1.03
772	08/08/15	01:30:00	a.m.	1.926	6%	1.03
773	08/08/15	01:35:00	a.m.	1.943	6%	1.03
774	08/08/15	01:40:00	a.m.	1.939	6%	1.03

N°	Fecha	Hora	am/pm	TIRANTE (CM) PUNTO P-8	TIRANTE (%)	Q (L/S) PUNTO P-8
775	08/08/15	01:45:00	a.m.	1.835	5%	0.70
776	08/08/15	01:50:00	a.m.	1.708	5%	0.70
777	08/08/15	01:55:00	a.m.	1.937	6%	1.03
778	08/08/15	02:00:00	a.m.	1.762	5%	0.70
779	08/08/15	02:05:00	a.m.	1.546	4%	0.43
780	08/08/15	02:10:00	a.m.	1.528	4%	0.43
781	08/08/15	02:15:00	a.m.	1.455	4%	0.43
782	08/08/15	02:20:00	a.m.	1.273	4%	0.43
783	08/08/15	02:25:00	a.m.	1.459	4%	0.43
784	08/08/15	02:30:00	a.m.	1.498	4%	0.43
785	08/08/15	02:35:00	a.m.	1.578	5%	0.70
786	08/08/15	02:40:00	a.m.	1.558	4%	0.43
787	08/08/15	02:45:00	a.m.	1.621	5%	0.70
788	08/08/15	02:50:00	a.m.	1.688	5%	0.70
789	08/08/15	02:55:00	a.m.	1.573	4%	0.43
790	08/08/15	03:00:00	a.m.	1.537	4%	0.43
791	08/08/15	03:05:00	a.m.	1.924	5%	0.70
792	08/08/15	03:10:00	a.m.	1.84	5%	0.70
793	08/08/15	03:15:00	a.m.	15.758	45%	60.29
794	08/08/15	03:20:00	a.m.	10.391	30%	28.34
795	08/08/15	03:25:00	a.m.	14.921	43%	55.60
796	08/08/15	03:30:00	a.m.	11.918	34%	36.03
797	08/08/15	03:35:00	a.m.	8.595	25%	19.83
798	08/08/15	03:40:00	a.m.	14.059	40%	48.77
799	08/08/15	03:45:00	a.m.	8.934	26%	21.43
800	08/08/15	03:50:00	a.m.	9.278	27%	23.08
801	08/08/15	03:55:00	a.m.	17.43	50%	72.37
802	08/08/15	04:00:00	a.m.	12.307	35%	38.06
803	08/08/15	04:05:00	a.m.	7.922	23%	16.79
804	08/08/15	04:10:00	a.m.	5.621	16%	8.04
805	08/08/15	04:15:00	a.m.	6.276	18%	10.23
806	08/08/15	04:20:00	a.m.	12.359	35%	38.06
807	08/08/15	04:25:00	a.m.	15.814	45%	60.29
808	08/08/15	04:30:00	a.m.	15.441	44%	57.93
809	08/08/15	04:35:00	a.m.	13.356	38%	44.38
810	08/08/15	04:40:00	a.m.	8.928	26%	21.43
811	08/08/15	04:45:00	a.m.	5.961	17%	9.10
812	08/08/15	04:50:00	a.m.	4.854	14%	6.10
813	08/08/15	04:55:00	a.m.	4.138	12%	4.43
814	08/08/15	05:00:00	a.m.	4.129	12%	4.43
815	08/08/15	05:05:00	a.m.	3.768	11%	3.69
816	08/08/15	05:10:00	a.m.	3.416	10%	3.02
817	08/08/15	05:15:00	a.m.	3.009	9%	2.42

N°	Fecha	Hora	am/pm	TIRANTE (CM) PUNTO P-8	TIRANTE (%)	Q (L/S) PUNTO P-8
818	08/08/15	05:20:00	a.m.	4.002	11%	3.69
819	08/08/15	05:25:00	a.m.	3.878	11%	3.69
820	08/08/15	05:30:00	a.m.	20.675	59%	94.75
821	08/08/15	05:35:00	a.m.	18.563	53%	79.79
822	08/08/15	05:40:00	a.m.	11.903	34%	36.03
823	08/08/15	05:45:00	a.m.	17.451	50%	72.37
824	08/08/15	05:50:00	a.m.	17.255	49%	69.92
825	08/08/15	05:55:00	a.m.	11.226	32%	32.10
826	08/08/15	06:00:00	a.m.	8.519	24%	18.28
827	08/08/15	06:05:00	a.m.	16.857	48%	67.48
828	08/08/15	06:10:00	a.m.	11.525	33%	34.04
829	08/08/15	06:15:00	a.m.	19.942	57%	89.77
830	08/08/15	06:20:00	a.m.	15.114	43%	55.60
831	08/08/15	06:25:00	a.m.	10.629	30%	28.34
832	08/08/15	06:30:00	a.m.	20.115	57%	89.77
833	08/08/15	06:35:00	a.m.	16.814	48%	67.48
834	08/08/15	06:40:00	a.m.	11.604	33%	34.04
835	08/08/15	06:45:00	a.m.	19.144	55%	84.77
836	08/08/15	06:50:00	a.m.	13.332	38%	44.38
837	08/08/15	06:55:00	a.m.	9.628	28%	24.78
838	08/08/15	07:00:00	a.m.	7.022	20%	12.67
839	08/08/15	07:05:00	a.m.	8.521	24%	18.28
840	08/08/15	07:10:00	a.m.	8.24	24%	18.28
841	08/08/15	07:15:00	a.m.	17.665	50%	72.37
842	08/08/15	07:20:00	a.m.	13.706	39%	46.56
843	08/08/15	07:25:00	a.m.	12.42	35%	38.06
844	08/08/15	07:30:00	a.m.	13.836	40%	48.77
845	08/08/15	07:35:00	a.m.	9.384	27%	23.08
846	08/08/15	07:40:00	a.m.	6.19	18%	10.23
847	08/08/15	07:45:00	a.m.	4.983	14%	6.10
848	08/08/15	07:50:00	a.m.	4.417	13%	5.23
849	08/08/15	07:55:00	a.m.	4.071	12%	4.43
850	08/08/15	08:00:00	a.m.	3.835	11%	3.69
851	08/08/15	08:05:00	a.m.	4.89	14%	6.10
852	08/08/15	08:10:00	a.m.	4.867	14%	6.10
853	08/08/15	08:15:00	a.m.	19.655	56%	87.27
854	08/08/15	08:20:00	a.m.	16.223	46%	62.66
855	08/08/15	08:25:00	a.m.	16.701	48%	67.48
856	08/08/15	08:30:00	a.m.	21.303	61%	99.71
857	08/08/15	08:35:00	a.m.	17.359	50%	72.37
858	08/08/15	08:40:00	a.m.	17.964	51%	74.83
859	08/08/15	08:45:00	a.m.	20.943	60%	97.24
860	08/08/15	08:50:00	a.m.	14.699	42%	53.30

N°	Fecha	Hora	am/pm	TIRANTE (CM) PUNTO P-8	TIRANTE (%)	Q (L/S) PUNTO P-8
861	08/08/15	08:55:00	a.m.	21.143	60%	97.24
862	08/08/15	09:00:00	a.m.	17.57	50%	72.37
863	08/08/15	09:05:00	a.m.	12.857	37%	42.23
864	08/08/15	09:10:00	a.m.	19.648	56%	87.27
865	08/08/15	09:15:00	a.m.	13.67	39%	46.56
866	08/08/15	09:20:00	a.m.	11.38	33%	34.04
867	08/08/15	09:25:00	a.m.	20.779	59%	94.75
868	08/08/15	09:30:00	a.m.	15.172	43%	55.60
869	08/08/15	09:35:00	a.m.	11.449	33%	34.04
870	08/08/15	09:40:00	a.m.	20.511	59%	94.75
871	08/08/15	09:45:00	a.m.	14.664	42%	53.30
872	08/08/15	09:50:00	a.m.	12.322	35%	38.06
873	08/08/15	09:55:00	a.m.	21.318	61%	99.71
874	08/08/15	10:00:00	a.m.	16.805	48%	67.48
875	08/08/15	10:05:00	a.m.	13.114	37%	42.23
876	08/08/15	10:10:00	a.m.	21.69	62%	102.18
877	08/08/15	10:15:00	a.m.	19.101	55%	84.77
878	08/08/15	10:20:00	a.m.	12.435	36%	40.13
879	08/08/15	10:25:00	a.m.	9.875	28%	24.78
880	08/08/15	10:30:00	a.m.	8.376	24%	18.28
881	08/08/15	10:35:00	a.m.	11.319	32%	32.10
882	08/08/15	10:40:00	a.m.	12.087	35%	38.06
883	08/08/15	10:45:00	a.m.	12.601	36%	40.13
884	08/08/15	10:50:00	a.m.	12.887	37%	42.23
885	08/08/15	10:55:00	a.m.	21.3	61%	99.71
886	08/08/15	11:00:00	a.m.	16.766	48%	67.48
887	08/08/15	11:05:00	a.m.	12.621	36%	40.13
888	08/08/15	11:10:00	a.m.	21.417	61%	99.71
889	08/08/15	11:15:00	a.m.	21.722	62%	102.18
890	08/08/15	11:20:00	a.m.	19.439	56%	87.27
891	08/08/15	11:25:00	a.m.	22.141	63%	104.63
892	08/08/15	11:30:00	a.m.	21.899	63%	104.63
893	08/08/15	11:35:00	a.m.	18.723	53%	79.79
894	08/08/15	11:40:00	a.m.	16.271	46%	62.66
895	08/08/15	11:45:00	a.m.	11.79	34%	36.03
896	08/08/15	11:50:00	a.m.	10.608	30%	28.34
897	08/08/15	11:55:00	a.m.	9.278	27%	23.08
898	08/08/15	12:00:00	p.m.	7.328	21%	13.99
899	08/08/15	12:05:00	p.m.	6.324	18%	10.23
900	08/08/15	12:10:00	p.m.	8.065	23%	16.79
901	08/08/15	12:15:00	p.m.	8.054	23%	16.79
902	08/08/15	12:20:00	p.m.	10.019	29%	26.54
903	08/08/15	12:25:00	p.m.	17.717	51%	74.83

N°	Fecha	Hora	am/pm	TIRANTE (CM) PUNTO P-8	TIRANTE (%)	Q (L/S) PUNTO P-8
904	08/08/15	12:30:00	p.m.	15.801	45%	60.29
905	08/08/15	12:35:00	p.m.	15.28	44%	57.93
906	08/08/15	12:40:00	p.m.	10.986	31%	30.20
907	08/08/15	12:45:00	p.m.	10.009	29%	26.54
908	08/08/15	12:50:00	p.m.	17.655	50%	72.37
909	08/08/15	12:55:00	p.m.	13.577	39%	46.56
910	08/08/15	01:00:00	p.m.	12.121	35%	38.06
911	08/08/15	01:05:00	p.m.	10.858	31%	30.20
912	08/08/15	01:10:00	p.m.	8.532	24%	18.28
913	08/08/15	01:15:00	p.m.	7.139	20%	12.67
914	08/08/15	01:20:00	p.m.	16.591	47%	65.06
915	08/08/15	01:25:00	p.m.	20.291	58%	92.26
916	08/08/15	01:30:00	p.m.	18.102	52%	77.30
917	08/08/15	01:35:00	p.m.	19.583	56%	87.27
918	08/08/15	01:40:00	p.m.	18.831	54%	82.28
919	08/08/15	01:45:00	p.m.	12.511	36%	40.13
920	08/08/15	01:50:00	p.m.	9.418	27%	23.08
921	08/08/15	01:55:00	p.m.	9.87	28%	24.78
922	08/08/15	02:00:00	p.m.	9.423	27%	23.08
923	08/08/15	02:05:00	p.m.	19.341	55%	84.77
924	08/08/15	02:10:00	p.m.	15.575	45%	60.29
925	08/08/15	02:15:00	p.m.	20.174	58%	92.26
926	08/08/15	02:20:00	p.m.	13.416	38%	44.38
927	08/08/15	02:25:00	p.m.	10.128	29%	26.54
928	08/08/15	02:30:00	p.m.	9.777	28%	24.78
929	08/08/15	02:35:00	p.m.	16.007	46%	62.66
930	08/08/15	02:40:00	p.m.	20.152	58%	92.26
931	08/08/15	02:45:00	p.m.	16.08	46%	62.66
932	08/08/15	02:50:00	p.m.	11.073	32%	32.10
933	08/08/15	02:55:00	p.m.	8.631	25%	19.83
934	08/08/15	03:00:00	p.m.	15.91	45%	60.29
935	08/08/15	03:05:00	p.m.	11.514	33%	34.04
936	08/08/15	03:10:00	p.m.	12.802	37%	42.23
937	08/08/15	03:15:00	p.m.	14.163	40%	48.77
938	08/08/15	03:20:00	p.m.	14.245	41%	51.02
939	08/08/15	03:25:00	p.m.	16.139	46%	62.66
940	08/08/15	03:30:00	p.m.	17.91	51%	74.83
941	08/08/15	03:35:00	p.m.	13.326	38%	44.38
942	08/08/15	03:40:00	p.m.	10.772	31%	30.20
943	08/08/15	03:45:00	p.m.	15.51	44%	57.93
944	08/08/15	03:50:00	p.m.	10.311	29%	26.54
945	08/08/15	03:55:00	p.m.	9.356	27%	23.08
946	08/08/15	04:00:00	p.m.	11.159	32%	32.10

N°	Fecha	Hora	am/pm	TIRANTE (CM) PUNTO P-8	TIRANTE (%)	Q (L/S) PUNTO P-8
947	08/08/15	04:05:00	p.m.	14.307	41%	51.02
948	08/08/15	04:10:00	p.m.	10.033	29%	26.54
949	08/08/15	04:15:00	p.m.	7.952	23%	16.79
950	08/08/15	04:20:00	p.m.	13.789	39%	46.56
951	08/08/15	04:25:00	p.m.	9.066	26%	21.43
952	08/08/15	04:30:00	p.m.	6.316	18%	10.23
953	08/08/15	04:35:00	p.m.	5.444	16%	8.04
954	08/08/15	04:40:00	p.m.	8.528	24%	18.28
955	08/08/15	04:45:00	p.m.	9.754	28%	24.78
956	08/08/15	04:50:00	p.m.	10.117	29%	26.54
957	08/08/15	04:55:00	p.m.	10.859	31%	30.20
958	08/08/15	05:00:00	p.m.	10.173	29%	26.54
959	08/08/15	05:05:00	p.m.	10.921	31%	30.20
960	08/08/15	05:10:00	p.m.	15.501	44%	57.93
961	08/08/15	05:15:00	p.m.	16.881	48%	67.48
962	08/08/15	05:20:00	p.m.	18.502	53%	79.79
963	08/08/15	05:25:00	p.m.	13.07	37%	42.23
964	08/08/15	05:30:00	p.m.	19.324	55%	84.77
965	08/08/15	05:35:00	p.m.	21.017	60%	97.24
966	08/08/15	05:40:00	p.m.	20.613	59%	94.75
967	08/08/15	05:45:00	p.m.	17.317	49%	69.92
968	08/08/15	05:50:00	p.m.	15.438	44%	57.93
969	08/08/15	05:55:00	p.m.	12.164	35%	38.06
970	08/08/15	06:00:00	p.m.	12.147	35%	38.06
971	08/08/15	06:05:00	p.m.	10.513	30%	28.34
972	08/08/15	06:10:00	p.m.	11.038	32%	32.10
973	08/08/15	06:15:00	p.m.	11.271	32%	32.10
974	08/08/15	06:20:00	p.m.	14.965	43%	55.60
975	08/08/15	06:25:00	p.m.	19.404	55%	84.77
976	08/08/15	06:30:00	p.m.	13.153	38%	44.38
977	08/08/15	06:35:00	p.m.	11.271	32%	32.10
978	08/08/15	06:40:00	p.m.	20.397	58%	92.26
979	08/08/15	06:45:00	p.m.	20.65	59%	94.75
980	08/08/15	06:50:00	p.m.	13.719	39%	46.56
981	08/08/15	06:55:00	p.m.	11.667	33%	34.04
982	08/08/15	07:00:00	p.m.	12.787	37%	42.23
983	08/08/15	07:05:00	p.m.	16.63	48%	67.48
984	08/08/15	07:10:00	p.m.	15.287	44%	57.93
985	08/08/15	07:15:00	p.m.	13.706	39%	46.56
986	08/08/15	07:20:00	p.m.	16.193	46%	62.66
987	08/08/15	07:25:00	p.m.	15.903	45%	60.29
988	08/08/15	07:30:00	p.m.	13.261	38%	44.38
989	08/08/15	07:35:00	p.m.	17.888	51%	74.83

N°	Fecha	Hora	am/pm	TIRANTE (CM) PUNTO P-8	TIRANTE (%)	Q (L/S) PUNTO P-8
990	08/08/15	07:40:00	p.m.	12.74	36%	40.13
991	08/08/15	07:45:00	p.m.	13.265	38%	44.38
992	08/08/15	07:50:00	p.m.	13.41	38%	44.38
993	08/08/15	07:55:00	p.m.	15.561	44%	57.93
994	08/08/15	08:00:00	p.m.	16.262	46%	62.66
995	08/08/15	08:05:00	p.m.	12	34%	36.03
996	08/08/15	08:10:00	p.m.	12.841	37%	42.23
997	08/08/15	08:15:00	p.m.	16.001	46%	62.66
998	08/08/15	08:20:00	p.m.	16.396	47%	65.06
999	08/08/15	08:25:00	p.m.	11.773	34%	36.03
1000	08/08/15	08:30:00	p.m.	11.198	32%	32.10
1001	08/08/15	08:35:00	p.m.	9.576	27%	23.08
1002	08/08/15	08:40:00	p.m.	6.893	20%	12.67
1003	08/08/15	08:45:00	p.m.	5.442	16%	8.04
1004	08/08/15	08:50:00	p.m.	4.743	14%	6.10
1005	08/08/15	08:55:00	p.m.	4.201	12%	4.43
1006	08/08/15	09:00:00	p.m.	3.918	11%	3.69
1007	08/08/15	09:05:00	p.m.	3.675	11%	3.69
1008	08/08/15	09:10:00	p.m.	3.569	10%	3.02
1009	08/08/15	09:15:00	p.m.	3.617	10%	3.02
1010	08/08/15	09:20:00	p.m.	3.319	9%	2.42
1011	08/08/15	09:25:00	p.m.	3.156	9%	2.42
1012	08/08/15	09:30:00	p.m.	3.012	9%	2.42
1013	08/08/15	09:35:00	p.m.	3.161	9%	2.42
1014	08/08/15	09:40:00	p.m.	3.422	10%	3.02
1015	08/08/15	09:45:00	p.m.	10.545	30%	28.34
1016	08/08/15	09:50:00	p.m.	10.541	30%	28.34
1017	08/08/15	09:55:00	p.m.	11.297	32%	32.10
1018	08/08/15	10:00:00	p.m.	14.039	40%	48.77
1019	08/08/15	10:05:00	p.m.	18.172	52%	77.30
1020	08/08/15	10:10:00	p.m.	13.358	38%	44.38
1021	08/08/15	10:15:00	p.m.	16.2	46%	62.66
1022	08/08/15	10:20:00	p.m.	17.315	49%	69.92
1023	08/08/15	10:25:00	p.m.	13.944	40%	48.77
1024	08/08/15	10:30:00	p.m.	17.799	51%	74.83
1025	08/08/15	10:35:00	p.m.	11.977	34%	36.03
1026	08/08/15	10:40:00	p.m.	10.277	29%	26.54
1027	08/08/15	10:45:00	p.m.	7.548	22%	15.36
1028	08/08/15	10:50:00	p.m.	7.836	22%	15.36
1029	08/08/15	10:55:00	p.m.	15.761	45%	60.29
1030	08/08/15	11:00:00	p.m.	12.69	36%	40.13
1031	08/08/15	11:05:00	p.m.	13.096	37%	42.23
1032	08/08/15	11:10:00	p.m.	9.604	27%	23.08

N°	Fecha	Hora	am/pm	TIRANTE (CM) PUNTO P-8	TIRANTE (%)	Q (L/S) PUNTO P-8
1033	08/08/15	11:15:00	p.m.	13.717	39%	46.56
1034	08/08/15	11:20:00	p.m.	11.313	32%	32.10
1035	08/08/15	11:25:00	p.m.	15.127	43%	55.60
1036	08/08/15	11:30:00	p.m.	10.975	31%	30.20
1037	08/08/15	11:35:00	p.m.	18.414	53%	79.79
1038	08/08/15	11:40:00	p.m.	16.453	47%	65.06
1039	08/08/15	11:45:00	p.m.	19.402	55%	84.77
1040	08/08/15	11:50:00	p.m.	20.699	59%	94.75
1041	08/08/15	11:55:00	p.m.	14.608	42%	53.30
1042	09/08/15	12:00:00	a.m.	20.193	58%	92.26
1043	09/08/15	12:05:00	a.m.	14.571	42%	53.30
1044	09/08/15	12:10:00	a.m.	12.595	36%	40.13
1045	09/08/15	12:15:00	a.m.	12.258	35%	38.06
1046	09/08/15	12:20:00	a.m.	11.989	34%	36.03
1047	09/08/15	12:25:00	a.m.	12.582	36%	40.13
1048	09/08/15	12:30:00	a.m.	19.179	55%	84.77
1049	09/08/15	12:35:00	a.m.	21.502	61%	99.71
1050	09/08/15	12:40:00	a.m.	21.318	61%	99.71
1051	09/08/15	12:45:00	a.m.	21.83	62%	102.18
1052	09/08/15	12:50:00	a.m.	22.49	64%	107.06
1053	09/08/15	12:55:00	a.m.	22.688	65%	109.48
1054	09/08/15	01:00:00	a.m.	22.587	65%	109.48
1055	09/08/15	01:05:00	a.m.	21.999	63%	104.63
1056	09/08/15	01:10:00	a.m.	21.363	61%	99.71
1057	09/08/15	01:15:00	a.m.	18.623	53%	79.79
1058	09/08/15	01:20:00	a.m.	21.482	61%	99.71
1059	09/08/15	01:25:00	a.m.	16.102	46%	62.66
1060	09/08/15	01:30:00	a.m.	12.344	35%	38.06
1061	09/08/15	01:35:00	a.m.	20.827	60%	97.24
1062	09/08/15	01:40:00	a.m.	21.145	60%	97.24
1063	09/08/15	01:45:00	a.m.	16.597	47%	65.06
1064	09/08/15	01:50:00	a.m.	11.116	32%	32.10
1065	09/08/15	01:55:00	a.m.	12.874	37%	42.23
1066	09/08/15	02:00:00	a.m.	16.963	48%	67.48
1067	09/08/15	02:05:00	a.m.	21.121	60%	97.24
1068	09/08/15	02:10:00	a.m.	18.472	53%	79.79
1069	09/08/15	02:15:00	a.m.	16.82	48%	67.48
1070	09/08/15	02:20:00	a.m.	11.654	33%	34.04
1071	09/08/15	02:25:00	a.m.	7.68	22%	15.36
1072	09/08/15	02:30:00	a.m.	6.22	18%	10.23
1073	09/08/15	02:35:00	a.m.	4.86	14%	6.10
1074	09/08/15	02:40:00	a.m.	4.78	14%	6.10
1075	09/08/15	02:45:00	a.m.	5.169	15%	7.04

N°	Fecha	Hora	am/pm	TIRANTE (CM) PUNTO P-8	TIRANTE (%)	Q (L/S) PUNTO P-8
1076	09/08/15	02:50:00	a.m.	5.28	15%	7.04
1077	09/08/15	02:55:00	a.m.	21.212	61%	99.71
1078	09/08/15	03:00:00	a.m.	18.567	53%	79.79
1079	09/08/15	03:05:00	a.m.	12.178	35%	38.06
1080	09/08/15	03:10:00	a.m.	9.771	28%	24.78
1081	09/08/15	03:15:00	a.m.	14.388	41%	51.02
1082	09/08/15	03:20:00	a.m.	10.638	30%	28.34
1083	09/08/15	03:25:00	a.m.	10.889	31%	30.20
1084	09/08/15	03:30:00	a.m.	15.791	45%	60.29
1085	09/08/15	03:35:00	a.m.	16.15	46%	62.66
1086	09/08/15	03:40:00	a.m.	20.368	58%	92.26
1087	09/08/15	03:45:00	a.m.	14.986	43%	55.60
1088	09/08/15	03:50:00	a.m.	13.483	39%	46.56
1089	09/08/15	03:55:00	a.m.	20.794	59%	94.75
1090	09/08/15	04:00:00	a.m.	13.535	39%	46.56
1091	09/08/15	04:05:00	a.m.	10.592	30%	28.34
1092	09/08/15	04:10:00	a.m.	13.801	39%	46.56
1093	09/08/15	04:15:00	a.m.	9.351	27%	23.08
1094	09/08/15	04:20:00	a.m.	6.629	19%	11.42
1095	09/08/15	04:25:00	a.m.	6.047	17%	9.10
1096	09/08/15	04:30:00	a.m.	10.346	30%	28.34
1097	09/08/15	04:35:00	a.m.	11.228	32%	32.10
1098	09/08/15	04:40:00	a.m.	8.94	26%	21.43
1099	09/08/15	04:45:00	a.m.	12.731	36%	40.13
1100	09/08/15	04:50:00	a.m.	8.441	24%	18.28
1101	09/08/15	04:55:00	a.m.	6.201	18%	10.23
1102	09/08/15	05:00:00	a.m.	5.423	15%	7.04
1103	09/08/15	05:05:00	a.m.	5.094	15%	7.04
1104	09/08/15	05:10:00	a.m.	4.927	14%	6.10
1105	09/08/15	05:15:00	a.m.	4.43	13%	5.23
1106	09/08/15	05:20:00	a.m.	3.755	11%	3.69
1107	09/08/15	05:25:00	a.m.	3.494	10%	3.02
1108	09/08/15	05:30:00	a.m.	3.379	10%	3.02
1109	09/08/15	05:35:00	a.m.	3.837	11%	3.69
1110	09/08/15	05:40:00	a.m.	3.732	11%	3.69
1111	09/08/15	05:45:00	a.m.	12.286	35%	38.06
1112	09/08/15	05:50:00	a.m.	9.697	28%	24.78
1113	09/08/15	05:55:00	a.m.	13.376	38%	44.38
1114	09/08/15	06:00:00	a.m.	17.583	50%	72.37
1115	09/08/15	06:05:00	a.m.	12.331	35%	38.06
1116	09/08/15	06:10:00	a.m.	18.34	52%	77.30
1117	09/08/15	06:15:00	a.m.	20.351	58%	92.26
1118	09/08/15	06:20:00	a.m.	14.506	41%	51.02

N°	Fecha	Hora	am/pm	TIRANTE (CM) PUNTO P-8	TIRANTE (%)	Q (L/S) PUNTO P-8
1119	09/08/15	06:25:00	a.m.	20.756	59%	94.75
1120	09/08/15	06:30:00	a.m.	16.266	46%	62.66
1121	09/08/15	06:35:00	a.m.	11.501	33%	34.04
1122	09/08/15	06:40:00	a.m.	20.217	58%	92.26
1123	09/08/15	06:45:00	a.m.	20.663	59%	94.75
1124	09/08/15	06:50:00	a.m.	13.968	40%	48.77
1125	09/08/15	06:55:00	a.m.	15.175	43%	55.60
1126	09/08/15	07:00:00	a.m.	15.441	44%	57.93
1127	09/08/15	07:05:00	a.m.	16.018	46%	62.66
1128	09/08/15	07:10:00	a.m.	11.447	33%	34.04
1129	09/08/15	07:15:00	a.m.	11.488	33%	34.04
1130	09/08/15	07:20:00	a.m.	9.935	28%	24.78
1131	09/08/15	07:25:00	a.m.	6.865	20%	12.67
1132	09/08/15	07:30:00	a.m.	5.743	16%	8.04
1133	09/08/15	07:35:00	a.m.	5.081	15%	7.04
1134	09/08/15	07:40:00	a.m.	4.638	13%	5.23
1135	09/08/15	07:45:00	a.m.	4.363	12%	4.43
1136	09/08/15	07:50:00	a.m.	4.311	12%	4.43
1137	09/08/15	07:55:00	a.m.	5.548	16%	8.04
1138	09/08/15	08:00:00	a.m.	14.256	41%	51.02
1139	09/08/15	08:05:00	a.m.	13.672	39%	46.56
1140	09/08/15	08:10:00	a.m.	10.378	30%	28.34
1141	09/08/15	08:15:00	a.m.	20.537	59%	94.75
1142	09/08/15	08:20:00	a.m.	14.813	42%	53.30
1143	09/08/15	08:25:00	a.m.	11.045	32%	32.10
1144	09/08/15	08:30:00	a.m.	18.535	53%	79.79
1145	09/08/15	08:35:00	a.m.	13.083	37%	42.23
1146	09/08/15	08:40:00	a.m.	9.559	27%	23.08
1147	09/08/15	08:45:00	a.m.	16.126	46%	62.66
1148	09/08/15	08:50:00	a.m.	10.904	31%	30.20
1149	09/08/15	08:55:00	a.m.	7.492	21%	13.99
1150	09/08/15	09:00:00	a.m.	10.768	31%	30.20
1151	09/08/15	09:05:00	a.m.	12.173	35%	38.06
1152	09/08/15	09:10:00	a.m.	15.376	44%	57.93
			Max	23.29	67%	114.24
			Prom	11.74	34%	40.23
			Min	1.27	4%	0.43

2.7 PUNTO P-9 SANTA MARIA

N°	Fecha	Hora	am/pm	TIRANTE (CM) PUNTO P-9	TIRANTE (%)	Q (L/S) PUNTO P-9
1	05/08/15	12:35:00	p.m.	15.688	26%	54.55
2	05/08/15	12:40:00	p.m.	15.665	26%	54.55
3	05/08/15	12:45:00	p.m.	14.921	25%	50.48
4	05/08/15	12:50:00	p.m.	15.289	25%	50.48
5	05/08/15	12:55:00	p.m.	15.602	26%	54.55
6	05/08/15	01:00:00	p.m.	16.722	28%	63.10
7	05/08/15	01:05:00	p.m.	19.077	32%	81.71
8	05/08/15	01:10:00	p.m.	18.463	31%	76.88
9	05/08/15	01:15:00	p.m.	17.47	29%	67.56
10	05/08/15	01:20:00	p.m.	20.558	34%	91.72
11	05/08/15	01:25:00	p.m.	21.283	35%	96.89
12	05/08/15	01:30:00	p.m.	20.16	34%	91.72
13	05/08/15	01:35:00	p.m.	20.673	34%	91.72
14	05/08/15	01:40:00	p.m.	20.383	34%	91.72
15	05/08/15	01:45:00	p.m.	19.289	32%	81.71
16	05/08/15	01:50:00	p.m.	18.199	30%	72.16
17	05/08/15	01:55:00	p.m.	19.163	32%	81.71
18	05/08/15	02:00:00	p.m.	19.844	33%	86.66
19	05/08/15	02:05:00	p.m.	19.855	33%	86.66
20	05/08/15	02:10:00	p.m.	16.074	27%	58.75
21	05/08/15	02:15:00	p.m.	15.944	27%	58.75
22	05/08/15	02:20:00	p.m.	17.317	29%	67.56
23	05/08/15	02:25:00	p.m.	17.533	29%	67.56
24	05/08/15	02:30:00	p.m.	18.519	31%	76.88
25	05/08/15	02:35:00	p.m.	18.869	31%	76.88
26	05/08/15	02:40:00	p.m.	15.702	26%	54.55
27	05/08/15	02:45:00	p.m.	17.328	29%	67.56
28	05/08/15	02:50:00	p.m.	14.363	24%	46.54
29	05/08/15	02:55:00	p.m.	13.916	23%	42.75
30	05/08/15	03:00:00	p.m.	13.756	23%	42.75
31	05/08/15	03:05:00	p.m.	17.392	29%	67.56
32	05/08/15	03:10:00	p.m.	18.221	30%	72.16
33	05/08/15	03:15:00	p.m.	21.466	36%	102.16
34	05/08/15	03:20:00	p.m.	20.963	35%	96.89
35	05/08/15	03:25:00	p.m.	20.521	34%	91.72
36	05/08/15	03:30:00	p.m.	21.968	37%	107.52
37	05/08/15	03:35:00	p.m.	21.663	36%	102.16
38	05/08/15	03:40:00	p.m.	21.034	35%	96.89
39	05/08/15	03:45:00	p.m.	21.529	36%	102.16
40	05/08/15	03:50:00	p.m.	20.859	35%	96.89
41	05/08/15	03:55:00	p.m.	18.925	32%	81.71

N°	Fecha	Hora	am/pm	TIRANTE (CM) PUNTO P-9	TIRANTE (%)	Q (L/S) PUNTO P-9
42	05/08/15	04:00:00	p.m.	20.978	35%	96.89
43	05/08/15	04:05:00	p.m.	21.35	36%	102.16
44	05/08/15	04:10:00	p.m.	21.146	35%	96.89
45	05/08/15	04:15:00	p.m.	22.08	37%	107.52
46	05/08/15	04:20:00	p.m.	23.68	39%	118.54
47	05/08/15	04:25:00	p.m.	22.307	37%	107.52
48	05/08/15	04:30:00	p.m.	21.976	37%	107.52
49	05/08/15	04:35:00	p.m.	20.539	34%	91.72
50	05/08/15	04:40:00	p.m.	19.68	33%	86.66
51	05/08/15	04:45:00	p.m.	19.434	32%	81.71
52	05/08/15	04:50:00	p.m.	19.524	33%	86.66
53	05/08/15	04:55:00	p.m.	20.666	34%	91.72
54	05/08/15	05:00:00	p.m.	19.371	32%	81.71
55	05/08/15	05:05:00	p.m.	15.81	26%	54.55
56	05/08/15	05:10:00	p.m.	15.036	25%	50.48
57	05/08/15	05:15:00	p.m.	14.672	24%	46.54
58	05/08/15	05:20:00	p.m.	12.852	21%	35.61
59	05/08/15	05:25:00	p.m.	13.176	22%	39.11
60	05/08/15	05:30:00	p.m.	13.608	23%	42.75
61	05/08/15	05:35:00	p.m.	13.094	22%	39.11
62	05/08/15	05:40:00	p.m.	12.625	21%	35.61
63	05/08/15	05:45:00	p.m.	13.916	23%	42.75
64	05/08/15	05:50:00	p.m.	13.898	23%	42.75
65	05/08/15	05:55:00	p.m.	12.503	21%	35.61
66	05/08/15	06:00:00	p.m.	12.469	21%	35.61
67	05/08/15	06:05:00	p.m.	13.332	22%	39.11
68	05/08/15	06:10:00	p.m.	14.504	24%	46.54
69	05/08/15	06:15:00	p.m.	14.184	24%	46.54
70	05/08/15	06:20:00	p.m.	14.493	24%	46.54
71	05/08/15	06:25:00	p.m.	14.076	23%	42.75
72	05/08/15	06:30:00	p.m.	13.868	23%	42.75
73	05/08/15	06:35:00	p.m.	14.076	23%	42.75
74	05/08/15	06:40:00	p.m.	13.195	22%	39.11
75	05/08/15	06:45:00	p.m.	13.574	23%	42.75
76	05/08/15	06:50:00	p.m.	13.31	22%	39.11
77	05/08/15	06:55:00	p.m.	13.794	23%	42.75
78	05/08/15	07:00:00	p.m.	11.647	19%	29.08
79	05/08/15	07:05:00	p.m.	11.401	19%	29.08
80	05/08/15	07:10:00	p.m.	11.517	19%	29.08
81	05/08/15	07:15:00	p.m.	11.546	19%	29.08
82	05/08/15	07:20:00	p.m.	12.238	20%	32.27
83	05/08/15	07:25:00	p.m.	12.908	22%	39.11
84	05/08/15	07:30:00	p.m.	13.31	22%	39.11

N°	Fecha	Hora	am/pm	TIRANTE (CM) PUNTO P-9	TIRANTE (%)	Q (L/S) PUNTO P-9
85	05/08/15	07:35:00	p.m.	13.756	23%	42.75
86	05/08/15	07:40:00	p.m.	12.927	22%	39.11
87	05/08/15	07:45:00	p.m.	13.05	22%	39.11
88	05/08/15	07:50:00	p.m.	12.551	21%	35.61
89	05/08/15	07:55:00	p.m.	13.303	22%	39.11
90	05/08/15	08:00:00	p.m.	12.77	21%	35.61
91	05/08/15	08:05:00	p.m.	12.599	21%	35.61
92	05/08/15	08:10:00	p.m.	11.833	20%	32.27
93	05/08/15	08:15:00	p.m.	11.77	20%	32.27
94	05/08/15	08:20:00	p.m.	11.598	19%	29.08
95	05/08/15	08:25:00	p.m.	11.468	19%	29.08
96	05/08/15	08:30:00	p.m.	11.643	19%	29.08
97	05/08/15	08:35:00	p.m.	11.36	19%	29.08
98	05/08/15	08:40:00	p.m.	11.435	19%	29.08
99	05/08/15	08:45:00	p.m.	11.904	20%	32.27
100	05/08/15	08:50:00	p.m.	12.179	20%	32.27
101	05/08/15	08:55:00	p.m.	12.09	20%	32.27
102	05/08/15	09:00:00	p.m.	12	20%	32.27
103	05/08/15	09:05:00	p.m.	11.989	20%	32.27
104	05/08/15	09:10:00	p.m.	11.829	20%	32.27
105	05/08/15	09:15:00	p.m.	12.034	20%	32.27
106	05/08/15	09:20:00	p.m.	11.554	19%	29.08
107	05/08/15	09:25:00	p.m.	12.142	20%	32.27
108	05/08/15	09:30:00	p.m.	12.748	21%	35.61
109	05/08/15	09:35:00	p.m.	12.685	21%	35.61
110	05/08/15	09:40:00	p.m.	13.805	23%	42.75
111	05/08/15	09:45:00	p.m.	13.98	23%	42.75
112	05/08/15	09:50:00	p.m.	12.897	21%	35.61
113	05/08/15	09:55:00	p.m.	12.127	20%	32.27
114	05/08/15	10:00:00	p.m.	11.944	20%	32.27
115	05/08/15	10:05:00	p.m.	11.799	20%	32.27
116	05/08/15	10:10:00	p.m.	11.558	19%	29.08
117	05/08/15	10:15:00	p.m.	11.855	20%	32.27
118	05/08/15	10:20:00	p.m.	12.015	20%	32.27
119	05/08/15	10:25:00	p.m.	11.331	19%	29.08
120	05/08/15	10:30:00	p.m.	13.53	23%	42.75
121	05/08/15	10:35:00	p.m.	14.013	23%	42.75
122	05/08/15	10:40:00	p.m.	13.407	22%	39.11
123	05/08/15	10:45:00	p.m.	14.355	24%	46.54
124	05/08/15	10:50:00	p.m.	13.53	23%	42.75
125	05/08/15	10:55:00	p.m.	11.651	19%	29.08
126	05/08/15	11:00:00	p.m.	11.517	19%	29.08
127	05/08/15	11:05:00	p.m.	11.662	19%	29.08

N°	Fecha	Hora	am/pm	TIRANTE (CM) PUNTO P-9	TIRANTE (%)	Q (L/S) PUNTO P-9
128	05/08/15	11:10:00	p.m.	11.621	19%	29.08
129	05/08/15	11:15:00	p.m.	11.993	20%	32.27
130	05/08/15	11:20:00	p.m.	11.625	19%	29.08
131	05/08/15	11:25:00	p.m.	11.386	19%	29.08
132	05/08/15	11:30:00	p.m.	11.092	18%	26.05
133	05/08/15	11:35:00	p.m.	11.431	19%	29.08
134	05/08/15	11:40:00	p.m.	11.539	19%	29.08
135	05/08/15	11:45:00	p.m.	11.171	19%	29.08
136	05/08/15	11:50:00	p.m.	11.543	19%	29.08
137	05/08/15	11:55:00	p.m.	11.915	20%	32.27
138	06/08/15	12:00:00	a.m.	11.572	19%	29.08
139	06/08/15	12:05:00	a.m.	11.636	19%	29.08
140	06/08/15	12:10:00	a.m.	11.796	20%	32.27
141	06/08/15	12:15:00	a.m.	10.222	17%	23.17
142	06/08/15	12:20:00	a.m.	10.051	17%	23.17
143	06/08/15	12:25:00	a.m.	14.839	25%	50.48
144	06/08/15	12:30:00	a.m.	14.94	25%	50.48
145	06/08/15	12:35:00	a.m.	12.045	20%	32.27
146	06/08/15	12:40:00	a.m.	11.777	20%	32.27
147	06/08/15	12:45:00	a.m.	11.293	19%	29.08
148	06/08/15	12:50:00	a.m.	11.479	19%	29.08
149	06/08/15	12:55:00	a.m.	11.572	19%	29.08
150	06/08/15	01:00:00	a.m.	11.918	20%	32.27
151	06/08/15	01:05:00	a.m.	9.385	16%	20.46
152	06/08/15	01:10:00	a.m.	11.163	19%	29.08
153	06/08/15	01:15:00	a.m.	11.301	19%	29.08
154	06/08/15	01:20:00	a.m.	10.892	18%	26.05
155	06/08/15	01:25:00	a.m.	10.717	18%	26.05
156	06/08/15	01:30:00	a.m.	10.999	18%	26.05
157	06/08/15	01:35:00	a.m.	10.337	17%	23.17
158	06/08/15	01:40:00	a.m.	10.914	18%	26.05
159	06/08/15	01:45:00	a.m.	10.631	18%	26.05
160	06/08/15	01:50:00	a.m.	10.672	18%	26.05
161	06/08/15	01:55:00	a.m.	10.449	17%	23.17
162	06/08/15	02:00:00	a.m.	9.846	16%	20.46
163	06/08/15	02:05:00	a.m.	9.716	16%	20.46
164	06/08/15	02:10:00	a.m.	10.423	17%	23.17
165	06/08/15	02:15:00	a.m.	10.315	17%	23.17
166	06/08/15	02:20:00	a.m.	9.965	17%	23.17
167	06/08/15	02:25:00	a.m.	9.321	16%	20.46
168	06/08/15	02:30:00	a.m.	9.645	16%	20.46
169	06/08/15	02:35:00	a.m.	10.356	17%	23.17
170	06/08/15	02:40:00	a.m.	11.193	19%	29.08

N°	Fecha	Hora	am/pm	TIRANTE (CM) PUNTO P-9	TIRANTE (%)	Q (L/S) PUNTO P-9
171	06/08/15	02:45:00	a.m.	11.159	19%	29.08
172	06/08/15	02:50:00	a.m.	10.947	18%	26.05
173	06/08/15	02:55:00	a.m.	10.162	17%	23.17
174	06/08/15	03:00:00	a.m.	10.564	18%	26.05
175	06/08/15	03:05:00	a.m.	9.046	15%	17.91
176	06/08/15	03:10:00	a.m.	9.366	16%	20.46
177	06/08/15	03:15:00	a.m.	10.013	17%	23.17
178	06/08/15	03:20:00	a.m.	10.456	17%	23.17
179	06/08/15	03:25:00	a.m.	10.631	18%	26.05
180	06/08/15	03:30:00	a.m.	10.545	18%	26.05
181	06/08/15	03:35:00	a.m.	10.493	17%	23.17
182	06/08/15	03:40:00	a.m.	10.438	17%	23.17
183	06/08/15	03:45:00	a.m.	9.973	17%	23.17
184	06/08/15	03:50:00	a.m.	9.913	17%	23.17
185	06/08/15	03:55:00	a.m.	9.753	16%	20.46
186	06/08/15	04:00:00	a.m.	10.505	18%	26.05
187	06/08/15	04:05:00	a.m.	9.597	16%	20.46
188	06/08/15	04:10:00	a.m.	10.199	17%	23.17
189	06/08/15	04:15:00	a.m.	10.43	17%	23.17
190	06/08/15	04:20:00	a.m.	9.727	16%	20.46
191	06/08/15	04:25:00	a.m.	9.98	17%	23.17
192	06/08/15	04:30:00	a.m.	9.991	17%	23.17
193	06/08/15	04:35:00	a.m.	8.685	14%	15.53
194	06/08/15	04:40:00	a.m.	11.037	18%	26.05
195	06/08/15	04:45:00	a.m.	12.038	20%	32.27
196	06/08/15	04:50:00	a.m.	12.097	20%	32.27
197	06/08/15	04:55:00	a.m.	13.983	23%	42.75
198	06/08/15	05:00:00	a.m.	11.401	19%	29.08
199	06/08/15	05:05:00	a.m.	11.446	19%	29.08
200	06/08/15	05:10:00	a.m.	9.954	17%	23.17
201	06/08/15	05:15:00	a.m.	10.226	17%	23.17
202	06/08/15	05:20:00	a.m.	9.448	16%	20.46
203	06/08/15	05:25:00	a.m.	9.909	17%	23.17
204	06/08/15	05:30:00	a.m.	10.516	18%	26.05
205	06/08/15	05:35:00	a.m.	10.185	17%	23.17
206	06/08/15	05:45:00	a.m.	10.452	17%	23.17
207	06/08/15	05:50:00	a.m.	11.189	19%	29.08
208	06/08/15	05:55:00	a.m.	11.338	19%	29.08
209	06/08/15	06:00:00	a.m.	10.977	18%	26.05
210	06/08/15	06:05:00	a.m.	10.985	18%	26.05
211	06/08/15	06:10:00	a.m.	10.605	18%	26.05
212	06/08/15	06:15:00	a.m.	10.865	18%	26.05
213	06/08/15	06:20:00	a.m.	11.063	18%	26.05

N°	Fecha	Hora	am/pm	TIRANTE (CM) PUNTO P-9	TIRANTE (%)	Q (L/S) PUNTO P-9
214	06/08/15	06:25:00	a.m.	11.275	19%	29.08
215	06/08/15	06:30:00	a.m.	11.145	19%	29.08
216	06/08/15	06:35:00	a.m.	10.545	18%	26.05
217	06/08/15	06:40:00	a.m.	10.791	18%	26.05
218	06/08/15	06:45:00	a.m.	11.066	18%	26.05
219	06/08/15	06:50:00	a.m.	10.668	18%	26.05
220	06/08/15	06:55:00	a.m.	10.854	18%	26.05
221	06/08/15	07:00:00	a.m.	11.364	19%	29.08
222	06/08/15	07:05:00	a.m.	11.159	19%	29.08
223	06/08/15	07:10:00	a.m.	11.36	19%	29.08
224	06/08/15	07:15:00	a.m.	11.357	19%	29.08
225	06/08/15	07:20:00	a.m.	11.037	18%	26.05
226	06/08/15	07:25:00	a.m.	11.874	20%	32.27
227	06/08/15	07:30:00	a.m.	11.796	20%	32.27
228	06/08/15	07:35:00	a.m.	11.84	20%	32.27
229	06/08/15	07:40:00	a.m.	11.576	19%	29.08
230	06/08/15	07:45:00	a.m.	11.747	20%	32.27
231	06/08/15	07:50:00	a.m.	11.974	20%	32.27
232	06/08/15	07:55:00	a.m.	12.097	20%	32.27
233	06/08/15	08:00:00	a.m.	17.165	29%	67.56
234	06/08/15	08:05:00	a.m.	13.544	23%	42.75
235	06/08/15	08:10:00	a.m.	13.005	22%	39.11
236	06/08/15	08:15:00	a.m.	13.329	22%	39.11
237	06/08/15	08:20:00	a.m.	13.98	23%	42.75
238	06/08/15	08:25:00	a.m.	14.162	24%	46.54
239	06/08/15	08:30:00	a.m.	13.809	23%	42.75
240	06/08/15	08:35:00	a.m.	17.503	29%	67.56
241	06/08/15	08:40:00	a.m.	15.528	26%	54.55
242	06/08/15	08:45:00	a.m.	15.71	26%	54.55
243	06/08/15	08:50:00	a.m.	15.059	25%	50.48
244	06/08/15	08:55:00	a.m.	15.401	26%	54.55
245	06/08/15	09:00:00	a.m.	15.449	26%	54.55
246	06/08/15	09:05:00	a.m.	14.571	24%	46.54
247	06/08/15	09:10:00	a.m.	15.576	26%	54.55
248	06/08/15	09:15:00	a.m.	17.057	28%	63.10
249	06/08/15	09:20:00	a.m.	14.702	25%	50.48
250	06/08/15	09:25:00	a.m.	15.178	25%	50.48
251	06/08/15	09:30:00	a.m.	16.327	27%	58.75
252	06/08/15	09:35:00	a.m.	16.513	28%	63.10
253	06/08/15	09:40:00	a.m.	16.35	27%	58.75
254	06/08/15	09:45:00	a.m.	15.926	27%	58.75
255	06/08/15	09:50:00	a.m.	15.416	26%	54.55
256	06/08/15	09:55:00	a.m.	15.1	25%	50.48

N°	Fecha	Hora	am/pm	TIRANTE (CM) PUNTO P-9	TIRANTE (%)	Q (L/S) PUNTO P-9
257	06/08/15	10:00:00	a.m.	13.954	23%	42.75
258	06/08/15	10:05:00	a.m.	14.054	23%	42.75
259	06/08/15	10:10:00	a.m.	14.132	24%	46.54
260	06/08/15	10:15:00	a.m.	13.816	23%	42.75
261	06/08/15	10:20:00	a.m.	13.827	23%	42.75
262	06/08/15	10:25:00	a.m.	13.574	23%	42.75
263	06/08/15	10:30:00	a.m.	14.099	23%	42.75
264	06/08/15	10:35:00	a.m.	14.497	24%	46.54
265	06/08/15	10:40:00	a.m.	14.37	24%	46.54
266	06/08/15	10:45:00	a.m.	15.501	26%	54.55
267	06/08/15	10:50:00	a.m.	15.74	26%	54.55
268	06/08/15	10:55:00	a.m.	14.099	23%	42.75
269	06/08/15	11:00:00	a.m.	15.498	26%	54.55
270	06/08/15	11:05:00	a.m.	15.178	25%	50.48
271	06/08/15	11:10:00	a.m.	14.657	24%	46.54
272	06/08/15	11:15:00	a.m.	14.504	24%	46.54
273	06/08/15	11:20:00	a.m.	14.791	25%	50.48
274	06/08/15	11:25:00	a.m.	14.214	24%	46.54
275	06/08/15	11:30:00	a.m.	14.579	24%	46.54
276	06/08/15	11:35:00	a.m.	19.14	32%	81.71
277	06/08/15	11:40:00	a.m.	19.732	33%	86.66
278	06/08/15	11:45:00	a.m.	19.758	33%	86.66
279	06/08/15	11:50:00	a.m.	18.299	30%	72.16
280	06/08/15	11:55:00	a.m.	16.793	28%	63.10
281	06/08/15	12:00:00	p.m.	16.257	27%	58.75
282	06/08/15	12:05:00	p.m.	15.74	26%	54.55
283	06/08/15	12:10:00	p.m.	15.319	26%	54.55
284	06/08/15	12:15:00	p.m.	16.487	27%	58.75
285	06/08/15	12:20:00	p.m.	18.891	31%	76.88
286	06/08/15	12:25:00	p.m.	18.805	31%	76.88
287	06/08/15	12:30:00	p.m.	18.865	31%	76.88
288	06/08/15	12:35:00	p.m.	18.668	31%	76.88
289	06/08/15	12:40:00	p.m.	17.697	29%	67.56
290	06/08/15	12:45:00	p.m.	18.337	31%	76.88
291	06/08/15	12:50:00	p.m.	15.565	26%	54.55
292	06/08/15	12:55:00	p.m.	17.671	29%	67.56
293	06/08/15	01:00:00	p.m.	17.846	30%	72.16
294	06/08/15	01:05:00	p.m.	17.604	29%	67.56
295	06/08/15	01:10:00	p.m.	15.647	26%	54.55
296	06/08/15	01:15:00	p.m.	15.137	25%	50.48
297	06/08/15	01:20:00	p.m.	15.676	26%	54.55
298	06/08/15	01:25:00	p.m.	14.932	25%	50.48
299	06/08/15	01:30:00	p.m.	14.456	24%	46.54

N°	Fecha	Hora	am/pm	TIRANTE (CM) PUNTO P-9	TIRANTE (%)	Q (L/S) PUNTO P-9
300	06/08/15	01:35:00	p.m.	19.676	33%	86.66
301	06/08/15	01:40:00	p.m.	19.587	33%	86.66
302	06/08/15	01:45:00	p.m.	20.417	34%	91.72
303	06/08/15	01:50:00	p.m.	20.297	34%	91.72
304	06/08/15	01:55:00	p.m.	18.872	31%	76.88
305	06/08/15	02:00:00	p.m.	18.165	30%	72.16
306	06/08/15	02:05:00	p.m.	14.992	25%	50.48
307	06/08/15	02:10:00	p.m.	14.348	24%	46.54
308	06/08/15	02:15:00	p.m.	14.679	24%	46.54
309	06/08/15	02:20:00	p.m.	15.52	26%	54.55
310	06/08/15	02:25:00	p.m.	15.286	25%	50.48
311	06/08/15	02:30:00	p.m.	16.272	27%	58.75
312	06/08/15	02:35:00	p.m.	14.59	24%	46.54
313	06/08/15	02:40:00	p.m.	14.687	24%	46.54
314	06/08/15	02:45:00	p.m.	16.372	27%	58.75
315	06/08/15	02:50:00	p.m.	15.077	25%	50.48
316	06/08/15	02:55:00	p.m.	14.538	24%	46.54
317	06/08/15	03:00:00	p.m.	14.062	23%	42.75
318	06/08/15	03:05:00	p.m.	13.619	23%	42.75
319	06/08/15	03:10:00	p.m.	13.853	23%	42.75
320	06/08/15	03:15:00	p.m.	13.507	23%	42.75
321	06/08/15	03:20:00	p.m.	14.311	24%	46.54
322	06/08/15	03:25:00	p.m.	13.704	23%	42.75
323	06/08/15	03:30:00	p.m.	13.548	23%	42.75
324	06/08/15	03:35:00	p.m.	13.388	22%	39.11
325	06/08/15	03:40:00	p.m.	13.991	23%	42.75
326	06/08/15	03:45:00	p.m.	14.203	24%	46.54
327	06/08/15	03:50:00	p.m.	13.526	23%	42.75
328	06/08/15	03:55:00	p.m.	13.976	23%	42.75
329	06/08/15	04:00:00	p.m.	17.042	28%	63.10
330	06/08/15	04:05:00	p.m.	14.702	25%	50.48
331	06/08/15	04:10:00	p.m.	19.159	32%	81.71
332	06/08/15	04:15:00	p.m.	18.232	30%	72.16
333	06/08/15	04:20:00	p.m.	18.069	30%	72.16
334	06/08/15	04:25:00	p.m.	13.883	23%	42.75
335	06/08/15	04:30:00	p.m.	14.549	24%	46.54
336	06/08/15	04:35:00	p.m.	14.501	24%	46.54
337	06/08/15	04:40:00	p.m.	14.303	24%	46.54
338	06/08/15	04:45:00	p.m.	14.437	24%	46.54
339	06/08/15	04:50:00	p.m.	18.779	31%	76.88
340	06/08/15	04:55:00	p.m.	21.522	36%	102.16
341	06/08/15	05:00:00	p.m.	21.812	36%	102.16
342	06/08/15	05:05:00	p.m.	21.399	36%	102.16

N°	Fecha	Hora	am/pm	TIRANTE (CM) PUNTO P-9	TIRANTE (%)	Q (L/S) PUNTO P-9
343	06/08/15	05:10:00	p.m.	20.402	34%	91.72
344	06/08/15	05:15:00	p.m.	16.551	28%	63.10
345	06/08/15	05:20:00	p.m.	16.041	27%	58.75
346	06/08/15	05:25:00	p.m.	17.682	29%	67.56
347	06/08/15	05:30:00	p.m.	17.674	29%	67.56
348	06/08/15	05:35:00	p.m.	17.306	29%	67.56
349	06/08/15	05:40:00	p.m.	14.196	24%	46.54
350	06/08/15	05:45:00	p.m.	13.544	23%	42.75
351	06/08/15	05:50:00	p.m.	13.95	23%	42.75
352	06/08/15	05:55:00	p.m.	13.552	23%	42.75
353	06/08/15	06:00:00	p.m.	14.434	24%	46.54
354	06/08/15	06:05:00	p.m.	17.581	29%	67.56
355	06/08/15	06:10:00	p.m.	16.893	28%	63.10
356	06/08/15	06:15:00	p.m.	16.837	28%	63.10
357	06/08/15	06:20:00	p.m.	14.348	24%	46.54
358	06/08/15	06:25:00	p.m.	15.453	26%	54.55
359	06/08/15	06:30:00	p.m.	15.092	25%	50.48
360	06/08/15	06:35:00	p.m.	14.798	25%	50.48
361	06/08/15	06:40:00	p.m.	14.344	24%	46.54
362	06/08/15	06:45:00	p.m.	14.136	24%	46.54
363	06/08/15	06:50:00	p.m.	13.247	22%	39.11
364	06/08/15	06:55:00	p.m.	16.528	28%	63.10
365	06/08/15	07:00:00	p.m.	16.011	27%	58.75
366	06/08/15	07:05:00	p.m.	15.714	26%	54.55
367	06/08/15	07:10:00	p.m.	14.553	24%	46.54
368	06/08/15	07:15:00	p.m.	15.52	26%	54.55
369	06/08/15	07:20:00	p.m.	15.635	26%	54.55
370	06/08/15	07:25:00	p.m.	12.841	21%	35.61
371	06/08/15	07:30:00	p.m.	11.859	20%	32.27
372	06/08/15	07:35:00	p.m.	11.695	19%	29.08
373	06/08/15	07:40:00	p.m.	11.784	20%	32.27
374	06/08/15	07:45:00	p.m.	11.565	19%	29.08
375	06/08/15	07:50:00	p.m.	11.892	20%	32.27
376	06/08/15	07:55:00	p.m.	11.744	20%	32.27
377	06/08/15	08:00:00	p.m.	11.662	19%	29.08
378	06/08/15	08:05:00	p.m.	11.602	19%	29.08
379	06/08/15	08:10:00	p.m.	11.375	19%	29.08
380	06/08/15	08:15:00	p.m.	11.479	19%	29.08
381	06/08/15	08:20:00	p.m.	11.866	20%	32.27
382	06/08/15	08:25:00	p.m.	11.226	19%	29.08
383	06/08/15	08:30:00	p.m.	11.219	19%	29.08
384	06/08/15	08:35:00	p.m.	11.401	19%	29.08
385	06/08/15	08:40:00	p.m.	11.211	19%	29.08

N°	Fecha	Hora	am/pm	TIRANTE (CM) PUNTO P-9	TIRANTE (%)	Q (L/S) PUNTO P-9
386	06/08/15	08:45:00	p.m.	11.148	19%	29.08
387	06/08/15	08:50:00	p.m.	11.345	19%	29.08
388	06/08/15	08:55:00	p.m.	12.041	20%	32.27
389	06/08/15	09:00:00	p.m.	12.384	21%	35.61
390	06/08/15	09:05:00	p.m.	11.115	19%	29.08
391	06/08/15	09:10:00	p.m.	11.208	19%	29.08
392	06/08/15	09:15:00	p.m.	11.089	18%	26.05
393	06/08/15	09:20:00	p.m.	11.215	19%	29.08
394	06/08/15	09:25:00	p.m.	11.089	18%	26.05
395	06/08/15	09:30:00	p.m.	10.996	18%	26.05
396	06/08/15	09:35:00	p.m.	11.256	19%	29.08
397	06/08/15	09:40:00	p.m.	9.913	17%	23.17
398	06/08/15	09:45:00	p.m.	13.716	23%	42.75
399	06/08/15	09:50:00	p.m.	12.707	21%	35.61
400	06/08/15	09:55:00	p.m.	12.395	21%	35.61
401	06/08/15	10:00:00	p.m.	11.762	20%	32.27
402	06/08/15	10:05:00	p.m.	11.543	19%	29.08
403	06/08/15	10:10:00	p.m.	11.323	19%	29.08
404	06/08/15	10:15:00	p.m.	11.037	18%	26.05
405	06/08/15	10:20:00	p.m.	11.286	19%	29.08
406	06/08/15	10:25:00	p.m.	11.04	18%	26.05
407	06/08/15	10:30:00	p.m.	10.977	18%	26.05
408	06/08/15	10:35:00	p.m.	11.297	19%	29.08
409	06/08/15	10:40:00	p.m.	11.122	19%	29.08
410	06/08/15	10:45:00	p.m.	10.713	18%	26.05
411	06/08/15	10:50:00	p.m.	10.62	18%	26.05
412	06/08/15	10:55:00	p.m.	11.271	19%	29.08
413	06/08/15	11:00:00	p.m.	11.167	19%	29.08
414	06/08/15	11:05:00	p.m.	11.048	18%	26.05
415	06/08/15	11:10:00	p.m.	10.72	18%	26.05
416	06/08/15	11:15:00	p.m.	10.88	18%	26.05
417	06/08/15	11:20:00	p.m.	10.858	18%	26.05
418	06/08/15	11:25:00	p.m.	10.869	18%	26.05
419	06/08/15	11:30:00	p.m.	10.988	18%	26.05
420	06/08/15	11:35:00	p.m.	11.189	19%	29.08
421	06/08/15	11:40:00	p.m.	11.014	18%	26.05
422	06/08/15	11:45:00	p.m.	11.985	20%	32.27
423	06/08/15	11:50:00	p.m.	11.126	19%	29.08
424	06/08/15	11:55:00	p.m.	11.007	18%	26.05
425	07/08/15	12:00:00	a.m.	11.718	20%	32.27
426	07/08/15	12:05:00	a.m.	11.699	19%	29.08
427	07/08/15	12:10:00	a.m.	11.479	19%	29.08
428	07/08/15	12:15:00	a.m.	10.91	18%	26.05

N°	Fecha	Hora	am/pm	TIRANTE (CM) PUNTO P-9	TIRANTE (%)	Q (L/S) PUNTO P-9
429	07/08/15	12:20:00	a.m.	11.271	19%	29.08
430	07/08/15	12:25:00	a.m.	11.171	19%	29.08
431	07/08/15	12:30:00	a.m.	10.832	18%	26.05
432	07/08/15	12:35:00	a.m.	11.944	20%	32.27
433	07/08/15	12:40:00	a.m.	11.788	20%	32.27
434	07/08/15	12:45:00	a.m.	11.461	19%	29.08
435	07/08/15	12:50:00	a.m.	11.58	19%	29.08
436	07/08/15	12:55:00	a.m.	10.78	18%	26.05
437	07/08/15	01:00:00	a.m.	10.512	18%	26.05
438	07/08/15	01:05:00	a.m.	10.233	17%	23.17
439	07/08/15	01:10:00	a.m.	10.586	18%	26.05
440	07/08/15	01:15:00	a.m.	10.921	18%	26.05
441	07/08/15	01:20:00	a.m.	10.903	18%	26.05
442	07/08/15	01:25:00	a.m.	10.735	18%	26.05
443	07/08/15	01:30:00	a.m.	10.549	18%	26.05
444	07/08/15	01:35:00	a.m.	10.449	17%	23.17
445	07/08/15	01:40:00	a.m.	9.984	17%	23.17
446	07/08/15	01:45:00	a.m.	10.17	17%	23.17
447	07/08/15	01:50:00	a.m.	9.876	16%	20.46
448	07/08/15	01:55:00	a.m.	10.33	17%	23.17
449	07/08/15	02:00:00	a.m.	10.735	18%	26.05
450	07/08/15	02:05:00	a.m.	10.4	17%	23.17
451	07/08/15	02:10:00	a.m.	10.218	17%	23.17
452	07/08/15	02:15:00	a.m.	8.689	14%	15.53
453	07/08/15	02:20:00	a.m.	9.604	16%	20.46
454	07/08/15	02:25:00	a.m.	9.548	16%	20.46
455	07/08/15	02:30:00	a.m.	10.311	17%	23.17
456	07/08/15	02:35:00	a.m.	9.284	15%	17.91
457	07/08/15	02:40:00	a.m.	9.969	17%	23.17
458	07/08/15	02:45:00	a.m.	10.278	17%	23.17
459	07/08/15	02:50:00	a.m.	9.716	16%	20.46
460	07/08/15	02:55:00	a.m.	9.061	15%	17.91
461	07/08/15	03:00:00	a.m.	9.749	16%	20.46
462	07/08/15	03:05:00	a.m.	9.879	16%	20.46
463	07/08/15	03:10:00	a.m.	9.727	16%	20.46
464	07/08/15	03:15:00	a.m.	9.675	16%	20.46
465	07/08/15	03:20:00	a.m.	7.718	13%	13.32
466	07/08/15	03:25:00	a.m.	9.452	16%	20.46
467	07/08/15	03:30:00	a.m.	9.046	15%	17.91
468	07/08/15	03:35:00	a.m.	9.816	16%	20.46
469	07/08/15	03:40:00	a.m.	9.303	16%	20.46
470	07/08/15	03:45:00	a.m.	9.746	16%	20.46
471	07/08/15	03:50:00	a.m.	10.252	17%	23.17

N°	Fecha	Hora	am/pm	TIRANTE (CM) PUNTO P-9	TIRANTE (%)	Q (L/S) PUNTO P-9
472	07/08/15	03:55:00	a.m.	9.961	17%	23.17
473	07/08/15	04:00:00	a.m.	9.727	16%	20.46
474	07/08/15	04:05:00	a.m.	9.619	16%	20.46
475	07/08/15	04:10:00	a.m.	9.626	16%	20.46
476	07/08/15	04:15:00	a.m.	9.63	16%	20.46
477	07/08/15	04:20:00	a.m.	9.671	16%	20.46
478	07/08/15	04:25:00	a.m.	9.254	15%	17.91
479	07/08/15	04:30:00	a.m.	8.592	14%	15.53
480	07/08/15	04:35:00	a.m.	8.905	15%	17.91
481	07/08/15	04:40:00	a.m.	9.768	16%	20.46
482	07/08/15	04:45:00	a.m.	9.917	17%	23.17
483	07/08/15	04:50:00	a.m.	10.304	17%	23.17
484	07/08/15	04:55:00	a.m.	14.143	24%	46.54
485	07/08/15	05:00:00	a.m.	15.792	26%	54.55
486	07/08/15	05:05:00	a.m.	14.549	24%	46.54
487	07/08/15	05:10:00	a.m.	13.797	23%	42.75
488	07/08/15	05:15:00	a.m.	13.768	23%	42.75
489	07/08/15	05:20:00	a.m.	14.895	25%	50.48
490	07/08/15	05:25:00	a.m.	13.422	22%	39.11
491	07/08/15	05:30:00	a.m.	13.436	22%	39.11
492	07/08/15	05:35:00	a.m.	12.797	21%	35.61
493	07/08/15	05:40:00	a.m.	13.671	23%	42.75
494	07/08/15	05:45:00	a.m.	17.76	30%	72.16
495	07/08/15	05:50:00	a.m.	18.247	30%	72.16
496	07/08/15	05:55:00	a.m.	16.569	28%	63.10
497	07/08/15	06:00:00	a.m.	17.135	29%	67.56
498	07/08/15	06:05:00	a.m.	12.93	22%	39.11
499	07/08/15	06:10:00	a.m.	11.461	19%	29.08
500	07/08/15	06:15:00	a.m.	11.055	18%	26.05
501	07/08/15	06:20:00	a.m.	11.111	19%	29.08
502	07/08/15	06:25:00	a.m.	10.973	18%	26.05
503	07/08/15	06:30:00	a.m.	11.29	19%	29.08
504	07/08/15	06:35:00	a.m.	11.424	19%	29.08
505	07/08/15	06:40:00	a.m.	11.1	19%	29.08
506	07/08/15	06:45:00	a.m.	11.944	20%	32.27
507	07/08/15	06:50:00	a.m.	10.981	18%	26.05
508	07/08/15	06:55:00	a.m.	11.438	19%	29.08
509	07/08/15	07:00:00	a.m.	11.632	19%	29.08
510	07/08/15	07:05:00	a.m.	11.732	20%	32.27
511	07/08/15	07:10:00	a.m.	11.435	19%	29.08
512	07/08/15	07:15:00	a.m.	11.885	20%	32.27
513	07/08/15	07:20:00	a.m.	11.825	20%	32.27
514	07/08/15	07:25:00	a.m.	12.175	20%	32.27

N°	Fecha	Hora	am/pm	TIRANTE (CM) PUNTO P-9	TIRANTE (%)	Q (L/S) PUNTO P-9
515	07/08/15	07:30:00	a.m.	15.49	26%	54.55
516	07/08/15	07:35:00	a.m.	15.877	26%	54.55
517	07/08/15	07:40:00	a.m.	14.553	24%	46.54
518	07/08/15	07:45:00	a.m.	13.228	22%	39.11
519	07/08/15	07:50:00	a.m.	14.594	24%	46.54
520	07/08/15	07:55:00	a.m.	14.772	25%	50.48
521	07/08/15	08:00:00	a.m.	13.228	22%	39.11
522	07/08/15	08:05:00	a.m.	12.945	22%	39.11
523	07/08/15	08:10:00	a.m.	14.21	24%	46.54
524	07/08/15	08:15:00	a.m.	18.623	31%	76.88
525	07/08/15	08:20:00	a.m.	16.034	27%	58.75
526	07/08/15	08:25:00	a.m.	16.96	28%	63.10
527	07/08/15	08:30:00	a.m.	15.781	26%	54.55
528	07/08/15	08:35:00	a.m.	17.593	29%	67.56
529	07/08/15	08:40:00	a.m.	16.134	27%	58.75
530	07/08/15	08:45:00	a.m.	15.929	27%	58.75
531	07/08/15	08:50:00	a.m.	17.209	29%	67.56
532	07/08/15	08:55:00	a.m.	17.258	29%	67.56
533	07/08/15	09:00:00	a.m.	17.619	29%	67.56
534	07/08/15	09:05:00	a.m.	17.775	30%	72.16
535	07/08/15	09:10:00	a.m.	15.178	25%	50.48
536	07/08/15	09:15:00	a.m.	15.427	26%	54.55
537	07/08/15	09:20:00	a.m.	17.299	29%	67.56
538	07/08/15	09:25:00	a.m.	13.463	22%	39.11
539	07/08/15	09:30:00	a.m.	15.911	27%	58.75
540	07/08/15	09:35:00	a.m.	16.041	27%	58.75
541	07/08/15	09:40:00	a.m.	16.354	27%	58.75
542	07/08/15	09:45:00	a.m.	14.132	24%	46.54
543	07/08/15	09:50:00	a.m.	15.795	26%	54.55
544	07/08/15	09:55:00	a.m.	16.469	27%	58.75
545	07/08/15	10:00:00	a.m.	14.549	24%	46.54
546	07/08/15	10:05:00	a.m.	13.652	23%	42.75
547	07/08/15	10:10:00	a.m.	13.961	23%	42.75
548	07/08/15	10:15:00	a.m.	12.212	20%	32.27
549	07/08/15	10:20:00	a.m.	13.28	22%	39.11
550	07/08/15	10:25:00	a.m.	13.667	23%	42.75
551	07/08/15	10:30:00	a.m.	15.442	26%	54.55
552	07/08/15	10:35:00	a.m.	15.278	25%	50.48
553	07/08/15	10:40:00	a.m.	17.258	29%	67.56
554	07/08/15	10:45:00	a.m.	16.532	28%	63.10
555	07/08/15	10:50:00	a.m.	17.313	29%	67.56
556	07/08/15	10:55:00	a.m.	18.392	31%	76.88
557	07/08/15	11:00:00	a.m.	16.804	28%	63.10

N°	Fecha	Hora	am/pm	TIRANTE (CM) PUNTO P-9	TIRANTE (%)	Q (L/S) PUNTO P-9
558	07/08/15	11:05:00	a.m.	14.635	24%	46.54
559	07/08/15	11:10:00	a.m.	14.307	24%	46.54
560	07/08/15	11:15:00	a.m.	13.503	23%	42.75
561	07/08/15	11:20:00	a.m.	13.001	22%	39.11
562	07/08/15	11:25:00	a.m.	15.304	26%	54.55
563	07/08/15	11:30:00	a.m.	13.89	23%	42.75
564	07/08/15	11:35:00	a.m.	14.854	25%	50.48
565	07/08/15	11:40:00	a.m.	15.189	25%	50.48
566	07/08/15	11:45:00	a.m.	14.471	24%	46.54
567	07/08/15	11:50:00	a.m.	14.757	25%	50.48
568	07/08/15	11:55:00	a.m.	15.323	26%	54.55
569	07/08/15	12:00:00	p.m.	15.494	26%	54.55
570	07/08/15	12:05:00	p.m.	18.013	30%	72.16
571	07/08/15	12:10:00	p.m.	15.036	25%	50.48
572	07/08/15	12:15:00	p.m.	15.267	25%	50.48
573	07/08/15	12:20:00	p.m.	15.55	26%	54.55
574	07/08/15	12:25:00	p.m.	19.501	33%	86.66
575	07/08/15	12:30:00	p.m.	19.695	33%	86.66
576	07/08/15	12:35:00	p.m.	20.833	35%	96.89
577	07/08/15	12:40:00	p.m.	19.955	33%	86.66
578	07/08/15	12:45:00	p.m.	19.416	32%	81.71
579	07/08/15	12:50:00	p.m.	19.777	33%	86.66
580	07/08/15	12:55:00	p.m.	20.498	34%	91.72
581	07/08/15	01:00:00	p.m.	21.016	35%	96.89
582	07/08/15	01:05:00	p.m.	21.243	35%	96.89
583	07/08/15	01:10:00	p.m.	21.157	35%	96.89
584	07/08/15	01:15:00	p.m.	21.231	35%	96.89
585	07/08/15	01:20:00	p.m.	20.201	34%	91.72
586	07/08/15	01:25:00	p.m.	22.184	37%	107.52
587	07/08/15	01:30:00	p.m.	21.942	37%	107.52
588	07/08/15	01:35:00	p.m.	21.198	35%	96.89
589	07/08/15	01:40:00	p.m.	20.253	34%	91.72
590	07/08/15	01:45:00	p.m.	19.933	33%	86.66
591	07/08/15	01:50:00	p.m.	17.194	29%	67.56
592	07/08/15	01:55:00	p.m.	17.369	29%	67.56
593	07/08/15	02:00:00	p.m.	17.336	29%	67.56
594	07/08/15	02:05:00	p.m.	16.078	27%	58.75
595	07/08/15	02:10:00	p.m.	15.643	26%	54.55
596	07/08/15	02:15:00	p.m.	15.408	26%	54.55
597	07/08/15	02:20:00	p.m.	15.788	26%	54.55
598	07/08/15	02:25:00	p.m.	15.501	26%	54.55
599	07/08/15	02:30:00	p.m.	16.748	28%	63.10
600	07/08/15	02:35:00	p.m.	15.836	26%	54.55

N°	Fecha	Hora	am/pm	TIRANTE (CM) PUNTO P-9	TIRANTE (%)	Q (L/S) PUNTO P-9
601	07/08/15	02:40:00	p.m.	14.668	24%	46.54
602	07/08/15	02:45:00	p.m.	15.844	26%	54.55
603	07/08/15	02:50:00	p.m.	15.624	26%	54.55
604	07/08/15	02:55:00	p.m.	16.874	28%	63.10
605	07/08/15	03:00:00	p.m.	15.888	26%	54.55
606	07/08/15	03:05:00	p.m.	16.51	28%	63.10
607	07/08/15	03:10:00	p.m.	16.722	28%	63.10
608	07/08/15	03:15:00	p.m.	16.112	27%	58.75
609	07/08/15	03:20:00	p.m.	15.554	26%	54.55
610	07/08/15	03:25:00	p.m.	15.933	27%	58.75
611	07/08/15	03:30:00	p.m.	15.126	25%	50.48
612	07/08/15	03:35:00	p.m.	14.657	24%	46.54
613	07/08/15	03:40:00	p.m.	13.6	23%	42.75
614	07/08/15	03:45:00	p.m.	14.731	25%	50.48
615	07/08/15	03:50:00	p.m.	15.066	25%	50.48
616	07/08/15	03:55:00	p.m.	15.267	25%	50.48
617	07/08/15	04:00:00	p.m.	17.291	29%	67.56
618	07/08/15	04:05:00	p.m.	18.043	30%	72.16
619	07/08/15	04:10:00	p.m.	17.217	29%	67.56
620	07/08/15	04:15:00	p.m.	17.842	30%	72.16
621	07/08/15	04:20:00	p.m.	17.95	30%	72.16
622	07/08/15	04:25:00	p.m.	17.086	28%	63.10
623	07/08/15	04:30:00	p.m.	16.101	27%	58.75
624	07/08/15	04:35:00	p.m.	14.854	25%	50.48
625	07/08/15	04:40:00	p.m.	15.487	26%	54.55
626	07/08/15	04:45:00	p.m.	15.408	26%	54.55
627	07/08/15	04:50:00	p.m.	16.294	27%	58.75
628	07/08/15	04:55:00	p.m.	16.733	28%	63.10
629	07/08/15	05:00:00	p.m.	17.968	30%	72.16
630	07/08/15	05:05:00	p.m.	19.855	33%	86.66
631	07/08/15	05:10:00	p.m.	20.777	35%	96.89
632	07/08/15	05:15:00	p.m.	20	33%	86.66
633	07/08/15	05:20:00	p.m.	18.314	31%	76.88
634	07/08/15	05:25:00	p.m.	14.668	24%	46.54
635	07/08/15	05:30:00	p.m.	14.463	24%	46.54
636	07/08/15	05:35:00	p.m.	15.836	26%	54.55
637	07/08/15	05:40:00	p.m.	17.901	30%	72.16
638	07/08/15	05:45:00	p.m.	16.77	28%	63.10
639	07/08/15	05:50:00	p.m.	14.14	24%	46.54
640	07/08/15	05:55:00	p.m.	17.678	29%	67.56
641	07/08/15	06:00:00	p.m.	18.08	30%	72.16
642	07/08/15	06:05:00	p.m.	20.405	34%	91.72
643	07/08/15	06:10:00	p.m.	18.709	31%	76.88

N°	Fecha	Hora	am/pm	TIRANTE (CM) PUNTO P-9	TIRANTE (%)	Q (L/S) PUNTO P-9
644	07/08/15	06:15:00	p.m.	16.923	28%	63.10
645	07/08/15	06:20:00	p.m.	18.058	30%	72.16
646	07/08/15	06:25:00	p.m.	20.722	35%	96.89
647	07/08/15	06:30:00	p.m.	19.657	33%	86.66
648	07/08/15	06:35:00	p.m.	19.07	32%	81.71
649	07/08/15	06:40:00	p.m.	18.805	31%	76.88
650	07/08/15	06:45:00	p.m.	18.712	31%	76.88
651	07/08/15	06:50:00	p.m.	17.924	30%	72.16
652	07/08/15	06:55:00	p.m.	17.06	28%	63.10
653	07/08/15	07:00:00	p.m.	14.102	24%	46.54
654	07/08/15	07:05:00	p.m.	15.401	26%	54.55
655	07/08/15	07:10:00	p.m.	16.089	27%	58.75
656	07/08/15	07:15:00	p.m.	15.896	26%	54.55
657	07/08/15	07:20:00	p.m.	15.155	25%	50.48
658	07/08/15	07:25:00	p.m.	13.816	23%	42.75
659	07/08/15	07:30:00	p.m.	14.348	24%	46.54
660	07/08/15	07:35:00	p.m.	15.859	26%	54.55
661	07/08/15	07:40:00	p.m.	12.491	21%	35.61
662	07/08/15	07:45:00	p.m.	16.487	27%	58.75
663	07/08/15	07:50:00	p.m.	15.743	26%	54.55
664	07/08/15	07:55:00	p.m.	15.513	26%	54.55
665	07/08/15	08:00:00	p.m.	15.174	25%	50.48
666	07/08/15	08:05:00	p.m.	14.303	24%	46.54
667	07/08/15	08:10:00	p.m.	12.361	21%	35.61
668	07/08/15	08:15:00	p.m.	14.694	24%	46.54
669	07/08/15	08:20:00	p.m.	12.32	21%	35.61
670	07/08/15	08:25:00	p.m.	14.623	24%	46.54
671	07/08/15	08:30:00	p.m.	16.696	28%	63.10
672	07/08/15	08:35:00	p.m.	15.115	25%	50.48
673	07/08/15	08:40:00	p.m.	13.928	23%	42.75
674	07/08/15	08:45:00	p.m.	13.377	22%	39.11
675	07/08/15	08:50:00	p.m.	13.15	22%	39.11
676	07/08/15	08:55:00	p.m.	13.425	22%	39.11
677	07/08/15	09:00:00	p.m.	13.831	23%	42.75
678	07/08/15	09:05:00	p.m.	12.957	22%	39.11
679	07/08/15	09:10:00	p.m.	12.558	21%	35.61
680	07/08/15	09:15:00	p.m.	11.978	20%	32.27
681	07/08/15	09:20:00	p.m.	12.331	21%	35.61
682	07/08/15	09:25:00	p.m.	12.473	21%	35.61
683	07/08/15	09:30:00	p.m.	12.25	20%	32.27
684	07/08/15	09:35:00	p.m.	12.38	21%	35.61
685	07/08/15	09:40:00	p.m.	12.763	21%	35.61
686	07/08/15	09:45:00	p.m.	16.368	27%	58.75

N°	Fecha	Hora	am/pm	TIRANTE (CM) PUNTO P-9	TIRANTE (%)	Q (L/S) PUNTO P-9
687	07/08/15	09:50:00	p.m.	13.909	23%	42.75
688	07/08/15	09:55:00	p.m.	14.248	24%	46.54
689	07/08/15	10:00:00	p.m.	12.279	20%	32.27
690	07/08/15	10:05:00	p.m.	12.168	20%	32.27
691	07/08/15	10:10:00	p.m.	11.959	20%	32.27
692	07/08/15	10:15:00	p.m.	11.922	20%	32.27
693	07/08/15	10:20:00	p.m.	11.353	19%	29.08
694	07/08/15	10:25:00	p.m.	12.138	20%	32.27
695	07/08/15	10:30:00	p.m.	12.465	21%	35.61
696	07/08/15	10:35:00	p.m.	12.264	20%	32.27
697	07/08/15	10:40:00	p.m.	11.837	20%	32.27
698	07/08/15	10:45:00	p.m.	11.621	19%	29.08
699	07/08/15	10:50:00	p.m.	11.677	19%	29.08
700	07/08/15	10:55:00	p.m.	12.108	20%	32.27
701	07/08/15	11:00:00	p.m.	11.718	20%	32.27
702	07/08/15	11:05:00	p.m.	11.93	20%	32.27
703	07/08/15	11:10:00	p.m.	11.751	20%	32.27
704	07/08/15	11:15:00	p.m.	11.018	18%	26.05
705	07/08/15	11:20:00	p.m.	11.226	19%	29.08
706	07/08/15	11:25:00	p.m.	10.765	18%	26.05
707	07/08/15	11:30:00	p.m.	11.025	18%	26.05
708	07/08/15	11:35:00	p.m.	10.765	18%	26.05
709	07/08/15	11:40:00	p.m.	11.197	19%	29.08
710	07/08/15	11:45:00	p.m.	11.327	19%	29.08
711	07/08/15	11:50:00	p.m.	11.431	19%	29.08
712	07/08/15	11:55:00	p.m.	11.643	19%	29.08
713	08/08/15	12:00:00	a.m.	11.316	19%	29.08
714	08/08/15	12:05:00	a.m.	11.572	19%	29.08
715	08/08/15	12:10:00	a.m.	11.267	19%	29.08
716	08/08/15	12:15:00	a.m.	11.063	18%	26.05
717	08/08/15	12:20:00	a.m.	11.133	19%	29.08
718	08/08/15	12:25:00	a.m.	11.197	19%	29.08
719	08/08/15	12:30:00	a.m.	11.379	19%	29.08
720	08/08/15	12:35:00	a.m.	11.342	19%	29.08
721	08/08/15	12:40:00	a.m.	11.513	19%	29.08
722	08/08/15	12:45:00	a.m.	12.257	20%	32.27
723	08/08/15	12:50:00	a.m.	11.814	20%	32.27
724	08/08/15	12:55:00	a.m.	11.751	20%	32.27
725	08/08/15	01:00:00	a.m.	11.431	19%	29.08
726	08/08/15	01:05:00	a.m.	11.126	19%	29.08
727	08/08/15	01:10:00	a.m.	10.932	18%	26.05
728	08/08/15	01:15:00	a.m.	10.832	18%	26.05
729	08/08/15	01:20:00	a.m.	11.252	19%	29.08

N°	Fecha	Hora	am/pm	TIRANTE (CM) PUNTO P-9	TIRANTE (%)	Q (L/S) PUNTO P-9
730	08/08/15	01:25:00	a.m.	11.178	19%	29.08
731	08/08/15	01:30:00	a.m.	10.735	18%	26.05
732	08/08/15	01:35:00	a.m.	11.07	18%	26.05
733	08/08/15	01:40:00	a.m.	10.739	18%	26.05
734	08/08/15	01:45:00	a.m.	10.739	18%	26.05
735	08/08/15	01:50:00	a.m.	11.159	19%	29.08
736	08/08/15	01:55:00	a.m.	10.694	18%	26.05
737	08/08/15	02:00:00	a.m.	10.151	17%	23.17
738	08/08/15	02:05:00	a.m.	10.899	18%	26.05
739	08/08/15	02:10:00	a.m.	11.022	18%	26.05
740	08/08/15	02:15:00	a.m.	10.899	18%	26.05
741	08/08/15	02:20:00	a.m.	10.877	18%	26.05
742	08/08/15	02:25:00	a.m.	10.449	17%	23.17
743	08/08/15	02:30:00	a.m.	10.996	18%	26.05
744	08/08/15	02:35:00	a.m.	10.973	18%	26.05
745	08/08/15	02:40:00	a.m.	10.155	17%	23.17
746	08/08/15	02:45:00	a.m.	11.052	18%	26.05
747	08/08/15	02:50:00	a.m.	10.836	18%	26.05
748	08/08/15	02:55:00	a.m.	12.205	20%	32.27
749	08/08/15	03:00:00	a.m.	11.424	19%	29.08
750	08/08/15	03:05:00	a.m.	10.72	18%	26.05
751	08/08/15	03:10:00	a.m.	11.732	20%	32.27
752	08/08/15	03:15:00	a.m.	11.271	19%	29.08
753	08/08/15	03:20:00	a.m.	11.379	19%	29.08
754	08/08/15	03:25:00	a.m.	11.171	19%	29.08
755	08/08/15	03:30:00	a.m.	10.572	18%	26.05
756	08/08/15	03:35:00	a.m.	10.371	17%	23.17
757	08/08/15	03:40:00	a.m.	10.772	18%	26.05
758	08/08/15	03:45:00	a.m.	11.405	19%	29.08
759	08/08/15	03:50:00	a.m.	11.044	18%	26.05
760	08/08/15	03:55:00	a.m.	11.531	19%	29.08
761	08/08/15	04:00:00	a.m.	10.854	18%	26.05
762	08/08/15	04:05:00	a.m.	9.411	16%	20.46
763	08/08/15	04:10:00	a.m.	11.033	18%	26.05
764	08/08/15	04:15:00	a.m.	10.545	18%	26.05
765	08/08/15	04:20:00	a.m.	10.601	18%	26.05
766	08/08/15	04:25:00	a.m.	10.698	18%	26.05
767	08/08/15	04:30:00	a.m.	10.505	18%	26.05
768	08/08/15	04:35:00	a.m.	10.854	18%	26.05
769	08/08/15	04:40:00	a.m.	9.857	16%	20.46
770	08/08/15	04:45:00	a.m.	10.01	17%	23.17
771	08/08/15	04:50:00	a.m.	10.91	18%	26.05
772	08/08/15	04:55:00	a.m.	9.749	16%	20.46

N°	Fecha	Hora	am/pm	TIRANTE (CM) PUNTO P-9	TIRANTE (%)	Q (L/S) PUNTO P-9
773	08/08/15	05:00:00	a.m.	9.958	17%	23.17
774	08/08/15	05:05:00	a.m.	9.738	16%	20.46
775	08/08/15	05:10:00	a.m.	10.304	17%	23.17
776	08/08/15	05:15:00	a.m.	10.549	18%	26.05
777	08/08/15	05:20:00	a.m.	10.471	17%	23.17
778	08/08/15	05:25:00	a.m.	10.892	18%	26.05
779	08/08/15	05:30:00	a.m.	10.479	17%	23.17
780	08/08/15	05:35:00	a.m.	10.337	17%	23.17
781	08/08/15	05:40:00	a.m.	10.821	18%	26.05
782	08/08/15	05:45:00	a.m.	10.635	18%	26.05
783	08/08/15	05:50:00	a.m.	10.266	17%	23.17
784	08/08/15	05:55:00	a.m.	8.968	15%	17.91
785	08/08/15	06:00:00	a.m.	9.34	16%	20.46
786	08/08/15	06:05:00	a.m.	9.392	16%	20.46
787	08/08/15	06:10:00	a.m.	7.011	12%	11.27
788	08/08/15	06:15:00	a.m.	12.458	21%	35.61
789	08/08/15	06:20:00	a.m.	12.93	22%	39.11
790	08/08/15	06:25:00	a.m.	13.202	22%	39.11
791	08/08/15	06:30:00	a.m.	13.198	22%	39.11
792	08/08/15	06:35:00	a.m.	13.689	23%	42.75
793	08/08/15	06:40:00	a.m.	13.451	22%	39.11
794	08/08/15	06:45:00	a.m.	13.239	22%	39.11
795	08/08/15	06:50:00	a.m.	12.436	21%	35.61
796	08/08/15	06:55:00	a.m.	12.949	22%	39.11
797	08/08/15	07:00:00	a.m.	13.429	22%	39.11
798	08/08/15	07:05:00	a.m.	12.447	21%	35.61
799	08/08/15	07:10:00	a.m.	12.075	20%	32.27
800	08/08/15	07:15:00	a.m.	11.799	20%	32.27
801	08/08/15	07:20:00	a.m.	11.933	20%	32.27
802	08/08/15	07:25:00	a.m.	12.019	20%	32.27
803	08/08/15	07:30:00	a.m.	11.632	19%	29.08
804	08/08/15	07:35:00	a.m.	11.803	20%	32.27
805	08/08/15	07:40:00	a.m.	11.115	19%	29.08
806	08/08/15	07:45:00	a.m.	11.554	19%	29.08
807	08/08/15	07:50:00	a.m.	11.926	20%	32.27
808	08/08/15	07:55:00	a.m.	12.078	20%	32.27
809	08/08/15	08:00:00	a.m.	11.706	20%	32.27
810	08/08/15	08:05:00	a.m.	11.866	20%	32.27
811	08/08/15	08:10:00	a.m.	12.067	20%	32.27
812	08/08/15	08:15:00	a.m.	12.532	21%	35.61
813	08/08/15	08:20:00	a.m.	12.279	20%	32.27
814	08/08/15	08:25:00	a.m.	11.87	20%	32.27
815	08/08/15	08:30:00	a.m.	12.272	20%	32.27

N°	Fecha	Hora	am/pm	TIRANTE (CM) PUNTO P-9	TIRANTE (%)	Q (L/S) PUNTO P-9
816	08/08/15	08:35:00	a.m.	13.433	22%	39.11
817	08/08/15	08:40:00	a.m.	13.053	22%	39.11
818	08/08/15	08:45:00	a.m.	13.567	23%	42.75
819	08/08/15	08:50:00	a.m.	14.322	24%	46.54
820	08/08/15	08:55:00	a.m.	14.78	25%	50.48
821	08/08/15	09:00:00	a.m.	14.754	25%	50.48
822	08/08/15	09:05:00	a.m.	14.43	24%	46.54
823	08/08/15	09:10:00	a.m.	14.702	25%	50.48
824	08/08/15	09:15:00	a.m.	13.961	23%	42.75
825	08/08/15	09:20:00	a.m.	15.907	27%	58.75
826	08/08/15	09:25:00	a.m.	14.047	23%	42.75
827	08/08/15	09:30:00	a.m.	13.474	22%	39.11
828	08/08/15	09:35:00	a.m.	13.645	23%	42.75
829	08/08/15	09:40:00	a.m.	12.938	22%	39.11
830	08/08/15	09:45:00	a.m.	12.934	22%	39.11
831	08/08/15	09:50:00	a.m.	15.111	25%	50.48
832	08/08/15	09:55:00	a.m.	15.323	26%	54.55
833	08/08/15	10:00:00	a.m.	15.338	26%	54.55
834	08/08/15	10:05:00	a.m.	15.766	26%	54.55
835	08/08/15	10:10:00	a.m.	15.174	25%	50.48
836	08/08/15	10:15:00	a.m.	14.943	25%	50.48
837	08/08/15	10:20:00	a.m.	15.256	25%	50.48
838	08/08/15	10:25:00	a.m.	14.657	24%	46.54
839	08/08/15	10:30:00	a.m.	15.066	25%	50.48
840	08/08/15	10:35:00	a.m.	14.14	24%	46.54
841	08/08/15	10:40:00	a.m.	15.472	26%	54.55
842	08/08/15	10:45:00	a.m.	14.739	25%	50.48
843	08/08/15	10:50:00	a.m.	14.46	24%	46.54
844	08/08/15	10:55:00	a.m.	14.668	24%	46.54
845	08/08/15	11:00:00	a.m.	14.482	24%	46.54
846	08/08/15	11:05:00	a.m.	14.471	24%	46.54
847	08/08/15	11:10:00	a.m.	12.618	21%	35.61
848	08/08/15	11:15:00	a.m.	14.769	25%	50.48
849	08/08/15	11:20:00	a.m.	14.456	24%	46.54
850	08/08/15	11:25:00	a.m.	14.597	24%	46.54
851	08/08/15	11:30:00	a.m.	16.037	27%	58.75
852	08/08/15	11:35:00	a.m.	15.561	26%	54.55
853	08/08/15	11:40:00	a.m.	17.403	29%	67.56
854	08/08/15	11:45:00	a.m.	18.203	30%	72.16
855	08/08/15	11:50:00	a.m.	16.655	28%	63.10
856	08/08/15	11:55:00	a.m.	14.716	25%	50.48
857	08/08/15	12:00:00	p.m.	15.539	26%	54.55
858	08/08/15	12:05:00	p.m.	14.207	24%	46.54

N°	Fecha	Hora	am/pm	TIRANTE (CM) PUNTO P-9	TIRANTE (%)	Q (L/S) PUNTO P-9
859	08/08/15	12:10:00	p.m.	15.048	25%	50.48
860	08/08/15	12:15:00	p.m.	15.792	26%	54.55
861	08/08/15	12:20:00	p.m.	16.097	27%	58.75
862	08/08/15	12:25:00	p.m.	17.176	29%	67.56
863	08/08/15	12:30:00	p.m.	15.252	25%	50.48
864	08/08/15	12:35:00	p.m.	15.855	26%	54.55
865	08/08/15	12:40:00	p.m.	15.762	26%	54.55
866	08/08/15	12:45:00	p.m.	15.092	25%	50.48
867	08/08/15	12:50:00	p.m.	16.826	28%	63.10
868	08/08/15	12:55:00	p.m.	16.048	27%	58.75
869	08/08/15	01:00:00	p.m.	16.547	28%	63.10
870	08/08/15	01:05:00	p.m.	16.045	27%	58.75
871	08/08/15	01:10:00	p.m.	15.092	25%	50.48
872	08/08/15	01:15:00	p.m.	15.234	25%	50.48
873	08/08/15	01:20:00	p.m.	14.809	25%	50.48
874	08/08/15	01:25:00	p.m.	14.943	25%	50.48
875	08/08/15	01:30:00	p.m.	16.439	27%	58.75
876	08/08/15	01:35:00	p.m.	16.354	27%	58.75
877	08/08/15	01:40:00	p.m.	15.394	26%	54.55
878	08/08/15	01:45:00	p.m.	15.628	26%	54.55
879	08/08/15	01:50:00	p.m.	14.274	24%	46.54
880	08/08/15	01:55:00	p.m.	14.59	24%	46.54
881	08/08/15	02:00:00	p.m.	13.902	23%	42.75
882	08/08/15	02:05:00	p.m.	14.631	24%	46.54
883	08/08/15	02:10:00	p.m.	14.772	25%	50.48
884	08/08/15	02:15:00	p.m.	14.348	24%	46.54
885	08/08/15	02:20:00	p.m.	14.355	24%	46.54
886	08/08/15	02:25:00	p.m.	14.523	24%	46.54
887	08/08/15	02:30:00	p.m.	14.307	24%	46.54
888	08/08/15	02:35:00	p.m.	15.074	25%	50.48
889	08/08/15	02:40:00	p.m.	14.649	24%	46.54
890	08/08/15	02:45:00	p.m.	14.389	24%	46.54
891	08/08/15	02:50:00	p.m.	13.775	23%	42.75
892	08/08/15	02:55:00	p.m.	14.672	24%	46.54
893	08/08/15	03:00:00	p.m.	14.065	23%	42.75
894	08/08/15	03:05:00	p.m.	14.318	24%	46.54
895	08/08/15	03:10:00	p.m.	15.208	25%	50.48
896	08/08/15	03:15:00	p.m.	14.85	25%	50.48
897	08/08/15	03:20:00	p.m.	16.573	28%	63.10
898	08/08/15	03:25:00	p.m.	16.677	28%	63.10
899	08/08/15	03:30:00	p.m.	14.545	24%	46.54
900	08/08/15	03:35:00	p.m.	13.816	23%	42.75
901	08/08/15	03:40:00	p.m.	13.414	22%	39.11

N°	Fecha	Hora	am/pm	TIRANTE (CM) PUNTO P-9	TIRANTE (%)	Q (L/S) PUNTO P-9
902	08/08/15	03:45:00	p.m.	14.504	24%	46.54
903	08/08/15	03:50:00	p.m.	14.497	24%	46.54
904	08/08/15	03:55:00	p.m.	13.489	22%	39.11
905	08/08/15	04:00:00	p.m.	14.255	24%	46.54
906	08/08/15	04:05:00	p.m.	14.958	25%	50.48
907	08/08/15	04:10:00	p.m.	14.906	25%	50.48
908	08/08/15	04:15:00	p.m.	14.542	24%	46.54
909	08/08/15	04:20:00	p.m.	15.077	25%	50.48
910	08/08/15	04:25:00	p.m.	13.515	23%	42.75
911	08/08/15	04:30:00	p.m.	14.173	24%	46.54
912	08/08/15	04:35:00	p.m.	13.396	22%	39.11
913	08/08/15	04:40:00	p.m.	13.384	22%	39.11
914	08/08/15	04:45:00	p.m.	13.407	22%	39.11
915	08/08/15	04:50:00	p.m.	13.455	22%	39.11
916	08/08/15	04:55:00	p.m.	14.318	24%	46.54
917	08/08/15	05:00:00	p.m.	13.31	22%	39.11
918	08/08/15	05:05:00	p.m.	12.797	21%	35.61
919	08/08/15	05:10:00	p.m.	13.15	22%	39.11
920	08/08/15	05:15:00	p.m.	13.403	22%	39.11
921	08/08/15	05:20:00	p.m.	13.466	22%	39.11
922	08/08/15	05:25:00	p.m.	13.02	22%	39.11
923	08/08/15	05:30:00	p.m.	12.413	21%	35.61
924	08/08/15	05:35:00	p.m.	12.77	21%	35.61
925	08/08/15	05:40:00	p.m.	12.573	21%	35.61
926	08/08/15	05:45:00	p.m.	12.711	21%	35.61
927	08/08/15	05:50:00	p.m.	12.406	21%	35.61
928	08/08/15	05:55:00	p.m.	12.194	20%	32.27
929	08/08/15	06:00:00	p.m.	12.264	20%	32.27
930	08/08/15	06:05:00	p.m.	12.197	20%	32.27
931	08/08/15	06:10:00	p.m.	12.294	20%	32.27
932	08/08/15	06:15:00	p.m.	12.395	21%	35.61
933	08/08/15	06:20:00	p.m.	12.797	21%	35.61
934	08/08/15	06:25:00	p.m.	12.023	20%	32.27
935	08/08/15	06:30:00	p.m.	13.57	23%	42.75
936	08/08/15	06:35:00	p.m.	12.964	22%	39.11
937	08/08/15	06:40:00	p.m.	12.48	21%	35.61
938	08/08/15	06:45:00	p.m.	11.963	20%	32.27
939	08/08/15	06:50:00	p.m.	12.034	20%	32.27
940	08/08/15	06:55:00	p.m.	12.015	20%	32.27
941	08/08/15	07:00:00	p.m.	11.807	20%	32.27
942	08/08/15	07:05:00	p.m.	11.985	20%	32.27
943	08/08/15	07:10:00	p.m.	11.911	20%	32.27
944	08/08/15	07:15:00	p.m.	12.313	21%	35.61

N°	Fecha	Hora	am/pm	TIRANTE (CM) PUNTO P-9	TIRANTE (%)	Q (L/S) PUNTO P-9
945	08/08/15	07:20:00	p.m.	13.124	22%	39.11
946	08/08/15	07:25:00	p.m.	13.827	23%	42.75
947	08/08/15	07:30:00	p.m.	14.627	24%	46.54
948	08/08/15	07:35:00	p.m.	13.619	23%	42.75
949	08/08/15	07:40:00	p.m.	13.619	23%	42.75
950	08/08/15	07:45:00	p.m.	13.756	23%	42.75
951	08/08/15	07:50:00	p.m.	13.295	22%	39.11
952	08/08/15	07:55:00	p.m.	13.34	22%	39.11
953	08/08/15	08:00:00	p.m.	14.344	24%	46.54
954	08/08/15	08:05:00	p.m.	13.481	22%	39.11
955	08/08/15	08:10:00	p.m.	13.745	23%	42.75
956	08/08/15	08:15:00	p.m.	13.998	23%	42.75
957	08/08/15	08:20:00	p.m.	13.489	22%	39.11
958	08/08/15	08:25:00	p.m.	13.764	23%	42.75
959	08/08/15	08:30:00	p.m.	13.087	22%	39.11
960	08/08/15	08:35:00	p.m.	13.5	23%	42.75
961	08/08/15	08:40:00	p.m.	13.09	22%	39.11
962	08/08/15	08:45:00	p.m.	13.626	23%	42.75
963	08/08/15	08:50:00	p.m.	13.459	22%	39.11
964	08/08/15	08:55:00	p.m.	13.511	23%	42.75
965	08/08/15	09:00:00	p.m.	13.459	22%	39.11
966	08/08/15	09:05:00	p.m.	13.436	22%	39.11
967	08/08/15	09:10:00	p.m.	13.436	22%	39.11
968	08/08/15	09:15:00	p.m.	13.355	22%	39.11
969	08/08/15	09:20:00	p.m.	13.046	22%	39.11
970	08/08/15	09:25:00	p.m.	13.291	22%	39.11
971	08/08/15	09:30:00	p.m.	13.25	22%	39.11
972	08/08/15	09:35:00	p.m.	13.176	22%	39.11
973	08/08/15	09:40:00	p.m.	13.779	23%	42.75
974	08/08/15	09:45:00	p.m.	12.793	21%	35.61
975	08/08/15	09:50:00	p.m.	13.135	22%	39.11
976	08/08/15	09:55:00	p.m.	12.633	21%	35.61
977	08/08/15	10:00:00	p.m.	12.823	21%	35.61
978	08/08/15	10:05:00	p.m.	12.376	21%	35.61
979	08/08/15	10:10:00	p.m.	12.61	21%	35.61
980	08/08/15	10:15:00	p.m.	12.808	21%	35.61
981	08/08/15	10:20:00	p.m.	12.637	21%	35.61
982	08/08/15	10:25:00	p.m.	12.287	20%	32.27
983	08/08/15	10:30:00	p.m.	12.41	21%	35.61
984	08/08/15	10:35:00	p.m.	12.655	21%	35.61
985	08/08/15	10:40:00	p.m.	12.722	21%	35.61
986	08/08/15	10:45:00	p.m.	12.651	21%	35.61
987	08/08/15	10:50:00	p.m.	12.674	21%	35.61

N°	Fecha	Hora	am/pm	TIRANTE (CM) PUNTO P-9	TIRANTE (%)	Q (L/S) PUNTO P-9
988	08/08/15	10:55:00	p.m.	12.54	21%	35.61
989	08/08/15	11:00:00	p.m.	12.097	20%	32.27
990	08/08/15	11:05:00	p.m.	13.038	22%	39.11
991	08/08/15	11:10:00	p.m.	12.878	21%	35.61
992	08/08/15	11:15:00	p.m.	12.823	21%	35.61
993	08/08/15	11:20:00	p.m.	12.302	21%	35.61
994	08/08/15	11:25:00	p.m.	11.989	20%	32.27
995	08/08/15	11:30:00	p.m.	11.245	19%	29.08
996	08/08/15	11:35:00	p.m.	12.015	20%	32.27
997	08/08/15	11:40:00	p.m.	12.625	21%	35.61
998	08/08/15	11:45:00	p.m.	11.948	20%	32.27
999	08/08/15	11:50:00	p.m.	12.696	21%	35.61
1000	08/08/15	11:55:00	p.m.	12.532	21%	35.61
1001	09/08/15	12:00:00	a.m.	12.331	21%	35.61
1002	09/08/15	12:05:00	a.m.	12.242	20%	32.27
1003	09/08/15	12:10:00	a.m.	10.925	18%	26.05
1004	09/08/15	12:15:00	a.m.	10.88	18%	26.05
1005	09/08/15	12:20:00	a.m.	10.795	18%	26.05
1006	09/08/15	12:25:00	a.m.	9.827	16%	20.46
1007	09/08/15	12:30:00	a.m.	11.509	19%	29.08
1008	09/08/15	12:35:00	a.m.	10.962	18%	26.05
1009	09/08/15	12:40:00	a.m.	11.412	19%	29.08
1010	09/08/15	12:45:00	a.m.	11.278	19%	29.08
1011	09/08/15	12:50:00	a.m.	11.446	19%	29.08
1012	09/08/15	12:55:00	a.m.	9.065	15%	17.91
1013	09/08/15	01:00:00	a.m.	11.156	19%	29.08
1014	09/08/15	01:05:00	a.m.	11.029	18%	26.05
1015	09/08/15	01:10:00	a.m.	11.003	18%	26.05
1016	09/08/15	01:15:00	a.m.	9.448	16%	20.46
1017	09/08/15	01:20:00	a.m.	12.242	20%	32.27
1018	09/08/15	01:25:00	a.m.	12.432	21%	35.61
1019	09/08/15	01:30:00	a.m.	12.194	20%	32.27
1020	09/08/15	01:35:00	a.m.	11.383	19%	29.08
1021	09/08/15	01:40:00	a.m.	12.45	21%	35.61
1022	09/08/15	01:45:00	a.m.	9.827	16%	20.46
1023	09/08/15	01:50:00	a.m.	11.561	19%	29.08
1024	09/08/15	01:55:00	a.m.	11.427	19%	29.08
1025	09/08/15	02:00:00	a.m.	10.575	18%	26.05
1026	09/08/15	02:05:00	a.m.	10.999	18%	26.05
1027	09/08/15	02:10:00	a.m.	7.978	13%	13.32
1028	09/08/15	02:15:00	a.m.	6.68	11%	9.40
1029	09/08/15	02:20:00	a.m.	7.145	12%	11.27
1030	09/08/15	02:25:00	a.m.	7.037	12%	11.27

N°	Fecha	Hora	am/pm	TIRANTE (CM) PUNTO P-9	TIRANTE (%)	Q (L/S) PUNTO P-9
1031	09/08/15	02:30:00	a.m.	7.015	12%	11.27
1032	09/08/15	02:35:00	a.m.	6.814	11%	9.40
1033	09/08/15	02:40:00	a.m.	6.769	11%	9.40
1034	09/08/15	02:45:00	a.m.	7.13	12%	11.27
1035	09/08/15	02:50:00	a.m.	9.656	16%	20.46
1036	09/08/15	02:55:00	a.m.	11.312	19%	29.08
1037	09/08/15	03:00:00	a.m.	11.863	20%	32.27
1038	09/08/15	03:05:00	a.m.	7.554	13%	13.32
1039	09/08/15	03:10:00	a.m.	9.448	16%	20.46
1040	09/08/15	03:15:00	a.m.	11.669	19%	29.08
1041	09/08/15	03:20:00	a.m.	11.621	19%	29.08
1042	09/08/15	03:25:00	a.m.	7.465	12%	11.27
1043	09/08/15	03:30:00	a.m.	11.379	19%	29.08
1044	09/08/15	03:35:00	a.m.	12.186	20%	32.27
1045	09/08/15	03:40:00	a.m.	11.416	19%	29.08
1046	09/08/15	03:45:00	a.m.	12.767	21%	35.61
1047	09/08/15	03:50:00	a.m.	12.837	21%	35.61
1048	09/08/15	03:55:00	a.m.	13.016	22%	39.11
1049	09/08/15	04:00:00	a.m.	11.513	19%	29.08
1050	09/08/15	04:05:00	a.m.	10.854	18%	26.05
1051	09/08/15	04:10:00	a.m.	12.25	20%	32.27
1052	09/08/15	04:15:00	a.m.	11.398	19%	29.08
1053	09/08/15	04:20:00	a.m.	7.483	12%	11.27
1054	09/08/15	04:25:00	a.m.	10.211	17%	23.17
1055	09/08/15	04:30:00	a.m.	10.672	18%	26.05
1056	09/08/15	04:35:00	a.m.	9.02	15%	17.91
1057	09/08/15	04:40:00	a.m.	6.531	11%	9.40
1058	09/08/15	04:45:00	a.m.	11.855	20%	32.27
1059	09/08/15	04:50:00	a.m.	11.654	19%	29.08
1060	09/08/15	04:55:00	a.m.	10.81	18%	26.05
1061	09/08/15	05:00:00	a.m.	12.171	20%	32.27
1062	09/08/15	05:05:00	a.m.	11.688	19%	29.08
1063	09/08/15	05:10:00	a.m.	10.843	18%	26.05
1064	09/08/15	05:15:00	a.m.	6.293	10%	7.69
1065	09/08/15	05:20:00	a.m.	11.669	19%	29.08
1066	09/08/15	05:25:00	a.m.	11.721	20%	32.27
1067	09/08/15	05:30:00	a.m.	7.729	13%	13.32
1068	09/08/15	05:35:00	a.m.	8.953	15%	17.91
1069	09/08/15	05:40:00	a.m.	11.989	20%	32.27
1070	09/08/15	05:45:00	a.m.	13.221	22%	39.11
1071	09/08/15	05:50:00	a.m.	10.367	17%	23.17
1072	09/08/15	05:55:00	a.m.	13.656	23%	42.75
1073	09/08/15	06:00:00	a.m.	12.008	20%	32.27

N°	Fecha	Hora	am/pm	TIRANTE (CM) PUNTO P-9	TIRANTE (%)	Q (L/S) PUNTO P-9
1074	09/08/15	06:05:00	a.m.	7.889	13%	13.32
1075	09/08/15	06:10:00	a.m.	6.226	10%	7.69
1076	09/08/15	06:15:00	a.m.	10.542	18%	26.05
1077	09/08/15	06:20:00	a.m.	10.508	18%	26.05
1078	09/08/15	06:25:00	a.m.	7.186	12%	11.27
1079	09/08/15	06:30:00	a.m.	10.181	17%	23.17
1080	09/08/15	06:35:00	a.m.	10.985	18%	26.05
1081	09/08/15	06:40:00	a.m.	8.361	14%	15.53
1082	09/08/15	06:45:00	a.m.	8.864	15%	17.91
1083	09/08/15	06:50:00	a.m.	11.074	18%	26.05
1084	09/08/15	06:55:00	a.m.	10.452	17%	23.17
1085	09/08/15	07:00:00	a.m.	8.231	14%	15.53
1086	09/08/15	07:05:00	a.m.	11.286	19%	29.08
1087	09/08/15	07:10:00	a.m.	11.364	19%	29.08
1088	09/08/15	07:15:00	a.m.	9.009	15%	17.91
1089	09/08/15	07:20:00	a.m.	10.106	17%	23.17
1090	09/08/15	07:25:00	a.m.	12.224	20%	32.27
1091	09/08/15	07:30:00	a.m.	9.965	17%	23.17
1092	09/08/15	07:35:00	a.m.	8.905	15%	17.91
1093	09/08/15	07:40:00	a.m.	11.665	19%	29.08
1094	09/08/15	07:45:00	a.m.	11.379	19%	29.08
1095	09/08/15	07:50:00	a.m.	8.849	15%	17.91
1096	09/08/15	07:55:00	a.m.	11.561	19%	29.08
1097	09/08/15	08:00:00	a.m.	12.145	20%	32.27
1098	09/08/15	08:05:00	a.m.	9.347	16%	20.46
1099	09/08/15	08:10:00	a.m.	11.483	19%	29.08
1100	09/08/15	08:15:00	a.m.	12.443	21%	35.61
1101	09/08/15	08:20:00	a.m.	10.579	18%	26.05
1102	09/08/15	08:25:00	a.m.	9.597	16%	20.46
1103	09/08/15	08:30:00	a.m.	12.421	21%	35.61
1104	09/08/15	08:35:00	a.m.	11.26	19%	29.08
1105	09/08/15	08:40:00	a.m.	9.612	16%	20.46
1106	09/08/15	08:45:00	a.m.	12.607	21%	35.61
1107	09/08/15	08:50:00	a.m.	12.625	21%	35.61
1108	09/08/15	08:55:00	a.m.	10.292	17%	23.17
1109	09/08/15	09:00:00	a.m.	9.902	17%	23.17
1110	09/08/15	09:05:00	a.m.	9.69	16%	20.46
1111	09/08/15	09:10:00	a.m.	9.213	15%	17.91
1112	09/08/15	09:15:00	a.m.	10.185	17%	23.17
1113	09/08/15	09:20:00	a.m.	12.711	21%	35.61
1114	09/08/15	09:25:00	a.m.	13.79	23%	42.75
1115	09/08/15	09:30:00	a.m.	13.392	22%	39.11
1116	09/08/15	09:35:00	a.m.	13.749	23%	42.75

N°	Fecha	Hora	am/pm	TIRANTE (CM) PUNTO P-9	TIRANTE (%)	Q (L/S) PUNTO P-9
1117	09/08/15	09:40:00	a.m.	12.77	21%	35.61
1118	09/08/15	09:45:00	a.m.	12.551	21%	35.61
1119	09/08/15	09:50:00	a.m.	12.197	20%	32.27
1120	09/08/15	09:55:00	a.m.	12.573	21%	35.61
1121	09/08/15	10:00:00	a.m.	12.67	21%	35.61
1122	09/08/15	10:05:00	a.m.	12.343	21%	35.61
1123	09/08/15	10:10:00	a.m.	11.907	20%	32.27
1124	09/08/15	10:15:00	a.m.	12.112	20%	32.27
1125	09/08/15	10:20:00	a.m.	12.134	20%	32.27
1126	09/08/15	10:25:00	a.m.	12.145	20%	32.27
1127	09/08/15	10:30:00	a.m.	11.543	19%	29.08
1128	09/08/15	10:35:00	a.m.	11.405	19%	29.08
1129	09/08/15	10:40:00	a.m.	10.501	18%	26.05
1130	09/08/15	10:45:00	a.m.	10.531	18%	26.05
1131	09/08/15	10:50:00	a.m.	10.348	17%	23.17
1132	09/08/15	10:55:00	a.m.	10.043	17%	23.17
1133	09/08/15	11:00:00	a.m.	10.114	17%	23.17
1134	09/08/15	11:05:00	a.m.	10.415	17%	23.17
1135	09/08/15	11:10:00	a.m.	10.683	18%	26.05
1136	09/08/15	11:15:00	a.m.	10.464	17%	23.17
1137	09/08/15	11:20:00	a.m.	10.862	18%	26.05
1138	09/08/15	11:25:00	a.m.	10.624	18%	26.05
1139	09/08/15	11:30:00	a.m.	10.523	18%	26.05
1140	09/08/15	11:35:00	a.m.	10.527	18%	26.05
1141	09/08/15	11:40:00	a.m.	11.334	19%	29.08
1142	09/08/15	11:45:00	a.m.	17.47733333	29%	67.56
1143	09/08/15	11:50:00	a.m.	16.57033333	28%	63.10
1144	09/08/15	11:55:00	a.m.	15.61066667	26%	54.55
1145	09/08/15	12:00:00	a.m.	15.76333333	26%	54.55
1146	09/08/15	12:05:00	a.m.	15.98666667	27%	58.75
1147	09/08/15	12:10:00	a.m.	15.13433333	25%	50.48
1148	09/08/15	12:15:00	a.m.	15.84866667	26%	54.55
1149	09/08/15	12:20:00	a.m.	16.846	28%	63.10
1150	09/08/15	12:25:00	a.m.	18.494	31%	76.88
1151	09/08/15	12:30:00	a.m.	17.93733333	30%	72.16
1152	09/08/15	12:35:00	a.m.	18.452	31%	76.88
			Max	23.68	39%	118.54
			Prom	13.38	22%	41.93
			Min	6.23	10%	7.69

PUNTO P-16 COPACABANA

N°	Fecha	Hora	am/pm	TIRANTE (CM) PUNTO P-16	TIRANTE (%)	Q (L/S) PUNTO P-16
1	11/08/15	08:05:00	a.m.	10.604	15%	114.46
2	11/08/15	08:10:00	a.m.	10.645	15%	114.46
3	11/08/15	08:15:00	a.m.	11.165	16%	130.74
4	11/08/15	08:20:00	a.m.	10.971	15%	114.46
5	11/08/15	08:25:00	a.m.	11.09	15%	114.46
6	11/08/15	08:30:00	a.m.	11.129	15%	114.46
7	11/08/15	08:35:00	a.m.	10.837	15%	114.46
8	11/08/15	08:40:00	a.m.	11.141	15%	114.46
9	11/08/15	08:45:00	a.m.	10.823	15%	114.46
10	11/08/15	08:50:00	a.m.	10.92	15%	114.46
11	11/08/15	08:55:00	a.m.	10.886	15%	114.46
12	11/08/15	09:00:00	a.m.	10.78	15%	114.46
13	11/08/15	09:05:00	a.m.	11.046	15%	114.46
14	11/08/15	09:10:00	a.m.	11.057	15%	114.46
15	11/08/15	09:15:00	a.m.	11.054	15%	114.46
16	11/08/15	09:20:00	a.m.	11.014	15%	114.46
17	11/08/15	09:25:00	a.m.	10.521	15%	114.46
18	11/08/15	09:30:00	a.m.	10.645	15%	114.46
19	11/08/15	09:35:00	a.m.	10.428	14%	99.24
20	11/08/15	09:40:00	a.m.	10.512	15%	114.46
21	11/08/15	09:45:00	a.m.	10.37	14%	99.24
22	11/08/15	09:50:00	a.m.	10.323	14%	99.24
23	11/08/15	09:55:00	a.m.	10.261	14%	99.24
24	11/08/15	10:00:00	a.m.	10.421	14%	99.24
25	11/08/15	10:05:00	a.m.	10.487	15%	114.46
26	11/08/15	10:10:00	a.m.	10.184	14%	99.24
27	11/08/15	10:15:00	a.m.	10.038	14%	99.24
28	11/08/15	10:20:00	a.m.	10.194	14%	99.24
29	11/08/15	10:25:00	a.m.	10.325	14%	99.24
30	11/08/15	10:30:00	a.m.	10.371	14%	99.24
31	11/08/15	10:35:00	a.m.	10.174	14%	99.24
32	11/08/15	10:40:00	a.m.	10.197	14%	99.24
33	11/08/15	10:45:00	a.m.	10.128	14%	99.24
34	11/08/15	10:50:00	a.m.	10.13	14%	99.24
35	11/08/15	10:55:00	a.m.	10.041	14%	99.24
36	11/08/15	11:00:00	a.m.	10.164	14%	99.24

N°	Fecha	Hora	am/pm	TIRANTE (CM) PUNTO P-16	TIRANTE (%)	Q (L/S) PUNTO P-16
37	11/08/15	11:05:00	a.m.	9.989	14%	99.24
38	11/08/15	11:10:00	a.m.	9.993	14%	99.24
39	11/08/15	11:15:00	a.m.	10.36	14%	99.24
40	11/08/15	11:20:00	a.m.	10.42	14%	99.24
41	11/08/15	11:25:00	a.m.	10.3	14%	99.24
42	11/08/15	11:30:00	a.m.	10.26	14%	99.24
43	11/08/15	11:35:00	a.m.	10.488	15%	114.46
44	11/08/15	11:40:00	a.m.	10.648	15%	114.46
45	11/08/15	11:45:00	a.m.	10.573	15%	114.46
46	11/08/15	11:50:00	a.m.	10.508	15%	114.46
47	11/08/15	11:55:00	a.m.	10.563	15%	114.46
48	11/08/15	12:00:00	p.m.	10.667	15%	114.46
49	11/08/15	12:05:00	p.m.	10.612	15%	114.46
50	11/08/15	12:10:00	p.m.	10.653	15%	114.46
51	11/08/15	12:15:00	p.m.	10.584	15%	114.46
52	11/08/15	12:20:00	p.m.	10.913	15%	114.46
53	11/08/15	12:25:00	p.m.	10.841	15%	114.46
54	11/08/15	12:30:00	p.m.	10.937	15%	114.46
55	11/08/15	12:35:00	p.m.	10.894	15%	114.46
56	11/08/15	12:40:00	p.m.	10.91	15%	114.46
57	11/08/15	12:45:00	p.m.	10.767	15%	114.46
58	11/08/15	12:50:00	p.m.	10.806	15%	114.46
59	11/08/15	12:55:00	p.m.	10.53	15%	114.46
60	11/08/15	01:00:00	p.m.	10.459	15%	114.46
61	11/08/15	01:05:00	p.m.	10.405	14%	99.24
62	11/08/15	01:10:00	p.m.	10.662	15%	114.46
63	11/08/15	01:15:00	p.m.	10.711	15%	114.46
64	11/08/15	01:20:00	p.m.	10.726	15%	114.46
65	11/08/15	01:25:00	p.m.	10.723	15%	114.46
66	11/08/15	01:30:00	p.m.	10.85	15%	114.46
67	11/08/15	01:35:00	p.m.	10.934	15%	114.46
68	11/08/15	01:40:00	p.m.	11.093	15%	114.46
69	11/08/15	01:45:00	p.m.	11.076	15%	114.46
70	11/08/15	01:50:00	p.m.	10.85	15%	114.46
71	11/08/15	01:55:00	p.m.	10.508	15%	114.46
72	11/08/15	02:00:00	p.m.	10.757	15%	114.46
73	11/08/15	02:05:00	p.m.	10.922	15%	114.46
74	11/08/15	02:10:00	p.m.	10.751	15%	114.46
75	11/08/15	02:15:00	p.m.	10.535	15%	114.46
76	11/08/15	02:20:00	p.m.	10.722	15%	114.46
77	11/08/15	02:25:00	p.m.	10.624	15%	114.46
78	11/08/15	02:30:00	p.m.	10.744	15%	114.46
79	11/08/15	02:35:00	p.m.	10.963	15%	114.46

N°	Fecha	Hora	am/pm	TIRANTE (CM) PUNTO P-16	TIRANTE (%)	Q (L/S) PUNTO P-16
80	11/08/15	02:40:00	p.m.	10.633	15%	114.46
81	11/08/15	02:45:00	p.m.	10.796	15%	114.46
82	11/08/15	02:50:00	p.m.	10.51	15%	114.46
83	11/08/15	02:55:00	p.m.	10.682	15%	114.46
84	11/08/15	03:00:00	p.m.	10.318	14%	99.24
85	11/08/15	03:05:00	p.m.	10.243	14%	99.24
86	11/08/15	03:10:00	p.m.	10.09	14%	99.24
87	11/08/15	03:15:00	p.m.	10.43	14%	99.24
88	11/08/15	03:20:00	p.m.	10.482	15%	114.46
89	11/08/15	03:25:00	p.m.	10.465	15%	114.46
90	11/08/15	03:30:00	p.m.	10.859	15%	114.46
91	11/08/15	03:35:00	p.m.	10.115	14%	99.24
92	11/08/15	03:40:00	p.m.	10.246	14%	99.24
93	11/08/15	03:45:00	p.m.	9.819	14%	99.24
94	11/08/15	03:50:00	p.m.	10.245	14%	99.24
95	11/08/15	03:55:00	p.m.	10.051	14%	99.24
96	11/08/15	04:00:00	p.m.	10.338	14%	99.24
97	11/08/15	04:05:00	p.m.	10.331	14%	99.24
98	11/08/15	04:10:00	p.m.	10.605	15%	114.46
99	11/08/15	04:15:00	p.m.	10.621	15%	114.46
100	11/08/15	04:20:00	p.m.	10.33	14%	99.24
101	11/08/15	04:25:00	p.m.	10.214	14%	99.24
102	11/08/15	04:30:00	p.m.	10.369	14%	99.24
103	11/08/15	04:35:00	p.m.	10.061	14%	99.24
104	11/08/15	04:40:00	p.m.	10.399	14%	99.24
105	11/08/15	04:45:00	p.m.	10.546	15%	114.46
106	11/08/15	04:50:00	p.m.	10.378	14%	99.24
107	11/08/15	04:55:00	p.m.	10.734	15%	114.46
108	11/08/15	05:00:00	p.m.	10.434	14%	99.24
109	11/08/15	05:05:00	p.m.	10.888	15%	114.46
110	11/08/15	05:10:00	p.m.	10.777	15%	114.46
111	11/08/15	05:15:00	p.m.	10.532	15%	114.46
112	11/08/15	05:20:00	p.m.	10.709	15%	114.46
113	11/08/15	05:25:00	p.m.	10.787	15%	114.46
114	11/08/15	05:30:00	p.m.	10.744	15%	114.46
115	11/08/15	05:35:00	p.m.	10.818	15%	114.46
116	11/08/15	05:40:00	p.m.	11.162	16%	130.74
117	11/08/15	05:45:00	p.m.	10.951	15%	114.46
118	11/08/15	05:50:00	p.m.	10.879	15%	114.46
119	11/08/15	05:55:00	p.m.	10.789	15%	114.46
120	11/08/15	06:00:00	p.m.	10.413	14%	99.24
121	11/08/15	06:05:00	p.m.	10.343	14%	99.24
122	11/08/15	06:10:00	p.m.	10.695	15%	114.46

N°	Fecha	Hora	am/pm	TIRANTE (CM) PUNTO P-16	TIRANTE (%)	Q (L/S) PUNTO P-16
123	11/08/15	06:15:00	p.m.	10.606	15%	114.46
124	11/08/15	06:20:00	p.m.	10.464	15%	114.46
125	11/08/15	06:25:00	p.m.	10.413	14%	99.24
126	11/08/15	06:30:00	p.m.	10.409	14%	99.24
127	11/08/15	06:35:00	p.m.	10.715	15%	114.46
128	11/08/15	06:40:00	p.m.	10.589	15%	114.46
129	11/08/15	06:45:00	p.m.	10.381	14%	99.24
130	11/08/15	06:50:00	p.m.	10.423	14%	99.24
131	11/08/15	06:55:00	p.m.	10.758	15%	114.46
132	11/08/15	07:00:00	p.m.	10.839	15%	114.46
133	11/08/15	07:05:00	p.m.	10.835	15%	114.46
134	11/08/15	07:10:00	p.m.	10.922	15%	114.46
135	11/08/15	07:15:00	p.m.	11.024	15%	114.46
136	11/08/15	07:20:00	p.m.	11.038	15%	114.46
137	11/08/15	07:25:00	p.m.	10.956	15%	114.46
138	11/08/15	07:30:00	p.m.	11.457	16%	130.74
139	11/08/15	07:35:00	p.m.	11.238	16%	130.74
140	11/08/15	07:40:00	p.m.	11.641	16%	130.74
141	11/08/15	07:45:00	p.m.	11.26	16%	130.74
142	11/08/15	07:50:00	p.m.	11.47	16%	130.74
143	11/08/15	07:55:00	p.m.	11.239	16%	130.74
144	11/08/15	08:00:00	p.m.	11.214	16%	130.74
145	11/08/15	08:05:00	p.m.	11.323	16%	130.74
146	11/08/15	08:10:00	p.m.	11.109	15%	114.46
147	11/08/15	08:15:00	p.m.	11.057	15%	114.46
148	11/08/15	08:20:00	p.m.	10.644	15%	114.46
149	11/08/15	08:25:00	p.m.	10.551	15%	114.46
150	11/08/15	08:30:00	p.m.	10.67	15%	114.46
151	11/08/15	08:35:00	p.m.	10.757	15%	114.46
152	11/08/15	08:40:00	p.m.	10.871	15%	114.46
153	11/08/15	08:45:00	p.m.	10.657	15%	114.46
154	11/08/15	08:50:00	p.m.	10.459	15%	114.46
155	11/08/15	08:55:00	p.m.	10.22	14%	99.24
156	11/08/15	09:00:00	p.m.	10.206	14%	99.24
157	11/08/15	09:05:00	p.m.	10.532	15%	114.46
158	11/08/15	09:10:00	p.m.	10.352	14%	99.24
159	11/08/15	09:15:00	p.m.	10.62	15%	114.46
160	11/08/15	09:20:00	p.m.	10.924	15%	114.46
161	11/08/15	09:25:00	p.m.	11.065	15%	114.46
162	11/08/15	09:30:00	p.m.	10.925	15%	114.46
163	11/08/15	09:35:00	p.m.	10.896	15%	114.46
164	11/08/15	09:40:00	p.m.	10.396	14%	99.24
165	11/08/15	09:45:00	p.m.	10.563	15%	114.46

N°	Fecha	Hora	am/pm	TIRANTE (CM) PUNTO P-16	TIRANTE (%)	Q (L/S) PUNTO P-16
166	11/08/15	09:50:00	p.m.	10.344	14%	99.24
167	11/08/15	09:55:00	p.m.	10.04	14%	99.24
168	11/08/15	10:00:00	p.m.	10.131	14%	99.24
169	11/08/15	10:05:00	p.m.	10.175	14%	99.24
170	11/08/15	10:10:00	p.m.	10.193	14%	99.24
171	11/08/15	10:15:00	p.m.	9.88	14%	99.24
172	11/08/15	10:20:00	p.m.	9.671	13%	85.09
173	11/08/15	10:25:00	p.m.	9.723	14%	99.24
174	11/08/15	10:30:00	p.m.	9.85	14%	99.24
175	11/08/15	10:35:00	p.m.	9.983	14%	99.24
176	11/08/15	10:40:00	p.m.	9.654	13%	85.09
177	11/08/15	10:45:00	p.m.	9.431	13%	85.09
178	11/08/15	10:50:00	p.m.	9.45	13%	85.09
179	11/08/15	10:55:00	p.m.	9.312	13%	85.09
180	11/08/15	11:00:00	p.m.	9.281	13%	85.09
181	11/08/15	11:05:00	p.m.	9.152	13%	85.09
182	11/08/15	11:10:00	p.m.	9.234	13%	85.09
183	11/08/15	11:15:00	p.m.	9.367	13%	85.09
184	11/08/15	11:20:00	p.m.	9.208	13%	85.09
185	11/08/15	11:25:00	p.m.	9.163	13%	85.09
186	11/08/15	11:30:00	p.m.	8.93	12%	72.02
187	11/08/15	11:35:00	p.m.	8.836	12%	72.02
188	11/08/15	11:40:00	p.m.	8.772	12%	72.02
189	11/08/15	11:45:00	p.m.	8.674	12%	72.02
190	11/08/15	11:50:00	p.m.	8.504	12%	72.02
191	11/08/15	11:55:00	p.m.	8.396	12%	72.02
192	12/08/15	12:00:00	a.m.	8.359	12%	72.02
193	12/08/15	12:05:00	a.m.	8.378	12%	72.02
194	12/08/15	12:10:00	a.m.	8.3	12%	72.02
195	12/08/15	12:15:00	a.m.	8.398	12%	72.02
196	12/08/15	12:20:00	a.m.	8.344	12%	72.02
197	12/08/15	12:25:00	a.m.	8.256	11%	60.04
198	12/08/15	12:30:00	a.m.	8.11	11%	60.04
199	12/08/15	12:35:00	a.m.	8.194	11%	60.04
200	12/08/15	12:40:00	a.m.	8.212	11%	60.04
201	12/08/15	12:45:00	a.m.	8.018	11%	60.04
202	12/08/15	12:50:00	a.m.	7.962	11%	60.04
203	12/08/15	12:55:00	a.m.	7.977	11%	60.04
204	12/08/15	01:00:00	a.m.	7.738	11%	60.04
205	12/08/15	01:05:00	a.m.	7.575	11%	60.04
206	12/08/15	01:10:00	a.m.	7.693	11%	60.04
207	12/08/15	01:15:00	a.m.	7.645	11%	60.04
208	12/08/15	01:20:00	a.m.	7.613	11%	60.04

N°	Fecha	Hora	am/pm	TIRANTE (CM) PUNTO P-16	TIRANTE (%)	Q (L/S) PUNTO P-16
209	12/08/15	01:25:00	a.m.	7.616	11%	60.04
210	12/08/15	01:30:00	a.m.	7.449	10%	49.16
211	12/08/15	01:35:00	a.m.	7.452	10%	49.16
212	12/08/15	01:40:00	a.m.	7.365	10%	49.16
213	12/08/15	01:45:00	a.m.	7.416	10%	49.16
214	12/08/15	01:50:00	a.m.	7.399	10%	49.16
215	12/08/15	01:55:00	a.m.	7.306	10%	49.16
216	12/08/15	02:00:00	a.m.	7.32	10%	49.16
217	12/08/15	02:05:00	a.m.	7.306	10%	49.16
218	12/08/15	02:10:00	a.m.	7.381	10%	49.16
219	12/08/15	02:15:00	a.m.	7.14	10%	49.16
220	12/08/15	02:20:00	a.m.	6.929	10%	49.16
221	12/08/15	02:25:00	a.m.	7.01	10%	49.16
222	12/08/15	02:30:00	a.m.	6.958	10%	49.16
223	12/08/15	02:35:00	a.m.	7.025	10%	49.16
224	12/08/15	02:40:00	a.m.	6.942	10%	49.16
225	12/08/15	02:45:00	a.m.	7.032	10%	49.16
226	12/08/15	02:50:00	a.m.	6.845	10%	49.16
227	12/08/15	02:55:00	a.m.	6.778	9%	39.38
228	12/08/15	03:00:00	a.m.	6.664	9%	39.38
229	12/08/15	03:05:00	a.m.	6.727	9%	39.38
230	12/08/15	03:10:00	a.m.	6.764	9%	39.38
231	12/08/15	03:15:00	a.m.	6.453	9%	39.38
232	12/08/15	03:20:00	a.m.	6.351	9%	39.38
233	12/08/15	03:25:00	a.m.	6.359	9%	39.38
234	12/08/15	03:30:00	a.m.	6.151	9%	39.38
235	12/08/15	03:35:00	a.m.	6.166	9%	39.38
236	12/08/15	03:40:00	a.m.	6.11	8%	30.71
237	12/08/15	03:45:00	a.m.	5.807	8%	30.71
238	12/08/15	03:50:00	a.m.	5.938	8%	30.71
239	12/08/15	03:55:00	a.m.	5.943	8%	30.71
240	12/08/15	04:00:00	a.m.	6.085	8%	30.71
241	12/08/15	04:05:00	a.m.	5.947	8%	30.71
242	12/08/15	04:10:00	a.m.	5.989	8%	30.71
243	12/08/15	04:15:00	a.m.	5.691	8%	30.71
244	12/08/15	04:20:00	a.m.	5.618	8%	30.71
245	12/08/15	04:25:00	a.m.	5.662	8%	30.71
246	12/08/15	04:30:00	a.m.	5.631	8%	30.71
247	12/08/15	04:35:00	a.m.	5.754	8%	30.71
248	12/08/15	04:40:00	a.m.	5.651	8%	30.71
249	12/08/15	04:45:00	a.m.	5.481	8%	30.71
250	12/08/15	04:50:00	a.m.	5.489	8%	30.71
251	12/08/15	04:55:00	a.m.	5.604	8%	30.71

N°	Fecha	Hora	am/pm	TIRANTE (CM) PUNTO P-16	TIRANTE (%)	Q (L/S) PUNTO P-16
252	12/08/15	05:00:00	a.m.	5.52	8%	30.71
253	12/08/15	05:05:00	a.m.	5.79	8%	30.71
254	12/08/15	05:10:00	a.m.	5.599	8%	30.71
255	12/08/15	05:15:00	a.m.	5.487	8%	30.71
256	12/08/15	05:20:00	a.m.	5.532	8%	30.71
257	12/08/15	05:25:00	a.m.	5.552	8%	30.71
258	12/08/15	05:30:00	a.m.	5.64	8%	30.71
259	12/08/15	05:35:00	a.m.	5.445	8%	30.71
260	12/08/15	05:40:00	a.m.	5.442	8%	30.71
261	12/08/15	05:45:00	a.m.	5.488	8%	30.71
262	12/08/15	05:50:00	a.m.	5.726	8%	30.71
263	12/08/15	05:55:00	a.m.	5.499	8%	30.71
264	12/08/15	06:00:00	a.m.	5.548	8%	30.71
265	12/08/15	06:05:00	a.m.	5.443	8%	30.71
266	12/08/15	06:10:00	a.m.	6.503	9%	39.38
267	12/08/15	06:15:00	a.m.	7.065	10%	49.16
268	12/08/15	06:20:00	a.m.	6.029	8%	30.71
269	12/08/15	06:25:00	a.m.	5.557	8%	30.71
270	12/08/15	06:30:00	a.m.	7.06	10%	49.16
271	12/08/15	06:35:00	a.m.	5.904	8%	30.71
272	12/08/15	06:40:00	a.m.	6.758	9%	39.38
273	12/08/15	06:45:00	a.m.	6.983	10%	49.16
274	12/08/15	06:50:00	a.m.	6.225	9%	39.38
275	12/08/15	06:55:00	a.m.	6.944	10%	49.16
276	12/08/15	07:00:00	a.m.	6.142	9%	39.38
277	12/08/15	07:05:00	a.m.	7.524	10%	49.16
278	12/08/15	07:10:00	a.m.	6.937	10%	49.16
279	12/08/15	07:15:00	a.m.	7.243	10%	49.16
280	12/08/15	07:20:00	a.m.	6.955	10%	49.16
281	12/08/15	07:25:00	a.m.	7.445	10%	49.16
282	12/08/15	07:30:00	a.m.	8.362	12%	72.02
283	12/08/15	07:35:00	a.m.	8.261	11%	60.04
284	12/08/15	07:40:00	a.m.	8.727	12%	72.02
285	12/08/15	07:45:00	a.m.	8.475	12%	72.02
286	12/08/15	07:50:00	a.m.	8.542	12%	72.02
287	12/08/15	07:55:00	a.m.	8.989	12%	72.02
288	12/08/15	08:00:00	a.m.	10.268	14%	99.24
289	12/08/15	08:05:00	a.m.	9.642	13%	85.09
290	12/08/15	08:10:00	a.m.	9.819	14%	99.24
291	12/08/15	08:15:00	a.m.	9.928	14%	99.24
292	12/08/15	08:20:00	a.m.	10.015	14%	99.24
293	12/08/15	08:25:00	a.m.	10.682	15%	114.46
294	12/08/15	08:30:00	a.m.	10.124	14%	99.24

N°	Fecha	Hora	am/pm	TIRANTE (CM) PUNTO P-16	TIRANTE (%)	Q (L/S) PUNTO P-16
295	12/08/15	08:35:00	a.m.	10.14	14%	99.24
296	12/08/15	08:40:00	a.m.	10.629	15%	114.46
297	12/08/15	08:45:00	a.m.	10.498	15%	114.46
298	12/08/15	08:50:00	a.m.	10.811	15%	114.46
299	12/08/15	08:55:00	a.m.	11.387	16%	130.74
300	12/08/15	09:00:00	a.m.	10.796	15%	114.46
301	12/08/15	09:05:00	a.m.	10.943	15%	114.46
302	12/08/15	09:10:00	a.m.	10.558	15%	114.46
303	12/08/15	09:15:00	a.m.	10.178	14%	99.24
304	12/08/15	09:20:00	a.m.	10.37	14%	99.24
305	12/08/15	09:25:00	a.m.	10.614	15%	114.46
306	12/08/15	09:30:00	a.m.	10.2	14%	99.24
307	12/08/15	09:35:00	a.m.	10.212	14%	99.24
308	12/08/15	09:40:00	a.m.	10.275	14%	99.24
309	12/08/15	09:45:00	a.m.	10.621	15%	114.46
310	12/08/15	09:50:00	a.m.	10.873	15%	114.46
311	12/08/15	09:55:00	a.m.	11.088	15%	114.46
312	12/08/15	10:00:00	a.m.	10.634	15%	114.46
313	12/08/15	10:05:00	a.m.	10.396	14%	99.24
314	12/08/15	10:10:00	a.m.	10.208	14%	99.24
315	12/08/15	10:15:00	a.m.	10.173	14%	99.24
316	12/08/15	10:20:00	a.m.	10.536	15%	114.46
317	12/08/15	10:25:00	a.m.	10.147	14%	99.24
318	12/08/15	10:30:00	a.m.	10.261	14%	99.24
319	12/08/15	10:35:00	a.m.	10.061	14%	99.24
320	12/08/15	10:40:00	a.m.	10.028	14%	99.24
321	12/08/15	10:45:00	a.m.	10.027	14%	99.24
322	12/08/15	10:50:00	a.m.	9.885	14%	99.24
323	12/08/15	10:55:00	a.m.	10.3	14%	99.24
324	12/08/15	11:00:00	a.m.	10.4	14%	99.24
325	12/08/15	11:05:00	a.m.	10.602	15%	114.46
326	12/08/15	11:10:00	a.m.	10.282	14%	99.24
327	12/08/15	11:15:00	a.m.	10.505	15%	114.46
328	12/08/15	11:20:00	a.m.	10.141	14%	99.24
329	12/08/15	11:25:00	a.m.	10.564	15%	114.46
330	12/08/15	11:30:00	a.m.	10.033	14%	99.24
331	12/08/15	11:35:00	a.m.	10.478	15%	114.46
332	12/08/15	11:40:00	a.m.	10.291	14%	99.24
333	12/08/15	11:45:00	a.m.	10.478	15%	114.46
334	12/08/15	11:50:00	a.m.	10.489	15%	114.46
335	12/08/15	11:55:00	a.m.	10.985	15%	114.46
336	12/08/15	12:00:00	p.m.	10.485	15%	114.46
337	12/08/15	12:05:00	p.m.	10.299	14%	99.24

N°	Fecha	Hora	am/pm	TIRANTE (CM) PUNTO P-16	TIRANTE (%)	Q (L/S) PUNTO P-16
338	12/08/15	12:10:00	p.m.	10.54	15%	114.46
339	12/08/15	12:15:00	p.m.	10.627	15%	114.46
340	12/08/15	12:20:00	p.m.	10.396	14%	99.24
341	12/08/15	12:25:00	p.m.	10.899	15%	114.46
342	12/08/15	12:30:00	p.m.	10.444	15%	114.46
343	12/08/15	12:35:00	p.m.	10.856	15%	114.46
344	12/08/15	12:40:00	p.m.	10.981	15%	114.46
345	12/08/15	12:45:00	p.m.	11.244	16%	130.74
346	12/08/15	12:50:00	p.m.	11.435	16%	130.74
347	12/08/15	12:55:00	p.m.	11.104	15%	114.46
348	12/08/15	01:00:00	p.m.	10.973	15%	114.46
349	12/08/15	01:05:00	p.m.	11.066	15%	114.46
350	12/08/15	01:10:00	p.m.	11.14	15%	114.46
351	12/08/15	01:15:00	p.m.	11.21	16%	130.74
352	12/08/15	01:20:00	p.m.	11.248	16%	130.74
353	12/08/15	01:25:00	p.m.	11.322	16%	130.74
354	12/08/15	01:30:00	p.m.	11.182	16%	130.74
355	12/08/15	01:35:00	p.m.	11.169	16%	130.74
356	12/08/15	01:40:00	p.m.	10.927	15%	114.46
357	12/08/15	01:45:00	p.m.	11.148	15%	114.46
358	12/08/15	01:50:00	p.m.	10.885	15%	114.46
359	12/08/15	01:55:00	p.m.	10.769	15%	114.46
360	12/08/15	02:00:00	p.m.	10.571	15%	114.46
361	12/08/15	02:05:00	p.m.	10.234	14%	99.24
362	12/08/15	02:10:00	p.m.	10.348	14%	99.24
363	12/08/15	02:15:00	p.m.	10.568	15%	114.46
364	12/08/15	02:20:00	p.m.	10.667	15%	114.46
365	12/08/15	02:25:00	p.m.	10.623	15%	114.46
366	12/08/15	02:30:00	p.m.	10.818	15%	114.46
367	12/08/15	02:35:00	p.m.	10.274	14%	99.24
368	12/08/15	02:40:00	p.m.	10.548	15%	114.46
369	12/08/15	02:45:00	p.m.	10.491	15%	114.46
370	12/08/15	02:50:00	p.m.	10.487	15%	114.46
371	12/08/15	02:55:00	p.m.	10.526	15%	114.46
372	12/08/15	03:00:00	p.m.	10.561	15%	114.46
373	12/08/15	03:05:00	p.m.	10.997	15%	114.46
374	12/08/15	03:10:00	p.m.	10.857	15%	114.46
375	12/08/15	03:15:00	p.m.	10.39	14%	99.24
376	12/08/15	03:20:00	p.m.	10.591	15%	114.46
377	12/08/15	03:25:00	p.m.	10.853	15%	114.46
378	12/08/15	03:30:00	p.m.	10.534	15%	114.46
379	12/08/15	03:35:00	p.m.	10.071	14%	99.24
380	12/08/15	03:40:00	p.m.	10.019	14%	99.24

N°	Fecha	Hora	am/pm	TIRANTE (CM) PUNTO P-16	TIRANTE (%)	Q (L/S) PUNTO P-16
381	12/08/15	03:45:00	p.m.	10.633	15%	114.46
382	12/08/15	03:50:00	p.m.	10.599	15%	114.46
383	12/08/15	03:55:00	p.m.	11.075	15%	114.46
384	12/08/15	04:00:00	p.m.	11.313	16%	130.74
385	12/08/15	04:05:00	p.m.	11.315	16%	130.74
386	12/08/15	04:10:00	p.m.	11.278	16%	130.74
387	12/08/15	04:15:00	p.m.	11.487	16%	130.74
388	12/08/15	04:20:00	p.m.	11.318	16%	130.74
389	12/08/15	04:25:00	p.m.	11.384	16%	130.74
390	12/08/15	04:30:00	p.m.	11.523	16%	130.74
391	12/08/15	04:35:00	p.m.	11.474	16%	130.74
392	12/08/15	04:40:00	p.m.	11.612	16%	130.74
393	12/08/15	04:45:00	p.m.	11.657	16%	130.74
394	12/08/15	04:50:00	p.m.	11.866	16%	130.74
395	12/08/15	04:55:00	p.m.	11.863	16%	130.74
396	12/08/15	05:00:00	p.m.	12.112	17%	148.07
397	12/08/15	05:05:00	p.m.	12.009	17%	148.07
398	12/08/15	05:10:00	p.m.	12.013	17%	148.07
399	12/08/15	05:15:00	p.m.	11.509	16%	130.74
400	12/08/15	05:20:00	p.m.	11.963	17%	148.07
401	12/08/15	05:25:00	p.m.	12.215	17%	148.07
402	12/08/15	05:30:00	p.m.	11.875	16%	130.74
403	12/08/15	05:35:00	p.m.	11.576	16%	130.74
404	12/08/15	05:40:00	p.m.	11.813	16%	130.74
405	12/08/15	05:45:00	p.m.	11.854	16%	130.74
406	12/08/15	05:50:00	p.m.	11.998	17%	148.07
407	12/08/15	05:55:00	p.m.	11.685	16%	130.74
408	12/08/15	06:00:00	p.m.	11.697	16%	130.74
409	12/08/15	06:05:00	p.m.	11.488	16%	130.74
410	12/08/15	06:10:00	p.m.	11.697	16%	130.74
411	12/08/15	06:15:00	p.m.	11.572	16%	130.74
412	12/08/15	06:20:00	p.m.	11.782	16%	130.74
413	12/08/15	06:25:00	p.m.	11.795	16%	130.74
414	12/08/15	06:30:00	p.m.	11.825	16%	130.74
415	12/08/15	06:35:00	p.m.	11.747	16%	130.74
416	12/08/15	06:40:00	p.m.	11.509	16%	130.74
417	12/08/15	06:45:00	p.m.	11.494	16%	130.74
418	12/08/15	06:50:00	p.m.	11.528	16%	130.74
419	12/08/15	06:55:00	p.m.	11.487	16%	130.74
420	12/08/15	07:00:00	p.m.	11.546	16%	130.74
421	12/08/15	07:05:00	p.m.	11.435	16%	130.74
422	12/08/15	07:10:00	p.m.	11.926	17%	148.07
423	12/08/15	07:15:00	p.m.	11.657	16%	130.74

N°	Fecha	Hora	am/pm	TIRANTE (CM) PUNTO P-16	TIRANTE (%)	Q (L/S) PUNTO P-16
424	12/08/15	07:20:00	p.m.	11.397	16%	130.74
425	12/08/15	07:25:00	p.m.	11.139	15%	114.46
426	12/08/15	07:30:00	p.m.	11.113	15%	114.46
427	12/08/15	07:35:00	p.m.	11.255	16%	130.74
428	12/08/15	07:40:00	p.m.	11.286	16%	130.74
429	12/08/15	07:45:00	p.m.	11.818	16%	130.74
430	12/08/15	07:50:00	p.m.	11.389	16%	130.74
431	12/08/15	07:55:00	p.m.	11.4	16%	130.74
432	12/08/15	08:00:00	p.m.	11.247	16%	130.74
433	12/08/15	08:05:00	p.m.	11.372	16%	130.74
434	12/08/15	08:10:00	p.m.	11.387	16%	130.74
435	12/08/15	08:15:00	p.m.	11.113	15%	114.46
436	12/08/15	08:20:00	p.m.	11.103	15%	114.46
437	12/08/15	08:25:00	p.m.	11.22	16%	130.74
438	12/08/15	08:30:00	p.m.	11.626	16%	130.74
439	12/08/15	08:35:00	p.m.	11.27	16%	130.74
440	12/08/15	08:40:00	p.m.	11.343	16%	130.74
441	12/08/15	08:45:00	p.m.	11.519	16%	130.74
442	12/08/15	08:50:00	p.m.	11.628	16%	130.74
443	12/08/15	08:55:00	p.m.	11.086	15%	114.46
444	12/08/15	09:00:00	p.m.	11.136	15%	114.46
445	12/08/15	09:05:00	p.m.	11.011	15%	114.46
446	12/08/15	09:10:00	p.m.	11.096	15%	114.46
447	12/08/15	09:15:00	p.m.	11.108	15%	114.46
448	12/08/15	09:20:00	p.m.	11.064	15%	114.46
449	12/08/15	09:25:00	p.m.	10.864	15%	114.46
450	12/08/15	09:30:00	p.m.	10.927	15%	114.46
451	12/08/15	09:35:00	p.m.	10.973	15%	114.46
452	12/08/15	09:40:00	p.m.	10.976	15%	114.46
453	12/08/15	09:45:00	p.m.	11.11	15%	114.46
454	12/08/15	09:50:00	p.m.	10.902	15%	114.46
455	12/08/15	09:55:00	p.m.	10.124	14%	99.24
456	12/08/15	10:00:00	p.m.	10.257	14%	99.24
457	12/08/15	10:05:00	p.m.	10.441	15%	114.46
458	12/08/15	10:10:00	p.m.	10.785	15%	114.46
459	12/08/15	10:15:00	p.m.	9.982	14%	99.24
460	12/08/15	10:20:00	p.m.	10.265	14%	99.24
461	12/08/15	10:25:00	p.m.	10.712	15%	114.46
462	12/08/15	10:30:00	p.m.	10.478	15%	114.46
463	12/08/15	10:35:00	p.m.	9.743	14%	99.24
464	12/08/15	10:40:00	p.m.	10.068	14%	99.24
465	12/08/15	10:45:00	p.m.	9.938	14%	99.24
466	12/08/15	10:50:00	p.m.	9.784	14%	99.24

N°	Fecha	Hora	am/pm	TIRANTE (CM) PUNTO P-16	TIRANTE (%)	Q (L/S) PUNTO P-16
467	12/08/15	10:55:00	p.m.	9.747	14%	99.24
468	12/08/15	11:00:00	p.m.	9.748	14%	99.24
469	12/08/15	11:05:00	p.m.	9.438	13%	85.09
470	12/08/15	11:10:00	p.m.	9.252	13%	85.09
471	12/08/15	11:15:00	p.m.	9.118	13%	85.09
472	12/08/15	11:20:00	p.m.	9.179	13%	85.09
473	12/08/15	11:25:00	p.m.	9.077	13%	85.09
474	12/08/15	11:30:00	p.m.	9.035	13%	85.09
475	12/08/15	11:35:00	p.m.	9.04	13%	85.09
476	12/08/15	11:40:00	p.m.	9.01	13%	85.09
477	12/08/15	11:45:00	p.m.	8.904	12%	72.02
478	12/08/15	11:50:00	p.m.	9.067	13%	85.09
479	12/08/15	11:55:00	p.m.	9.011	13%	85.09
480	13/08/15	12:00:00	a.m.	8.93	12%	72.02
481	13/08/15	12:05:00	a.m.	8.873	12%	72.02
482	13/08/15	12:10:00	a.m.	8.78	12%	72.02
483	13/08/15	12:15:00	a.m.	8.737	12%	72.02
484	13/08/15	12:20:00	a.m.	8.748	12%	72.02
485	13/08/15	12:25:00	a.m.	8.576	12%	72.02
486	13/08/15	12:30:00	a.m.	8.441	12%	72.02
487	13/08/15	12:35:00	a.m.	8.403	12%	72.02
488	13/08/15	12:40:00	a.m.	8.3	12%	72.02
489	13/08/15	12:45:00	a.m.	8.276	11%	60.04
490	13/08/15	12:50:00	a.m.	8.197	11%	60.04
491	13/08/15	12:55:00	a.m.	8.064	11%	60.04
492	13/08/15	01:00:00	a.m.	8.023	11%	60.04
493	13/08/15	01:05:00	a.m.	7.98	11%	60.04
494	13/08/15	01:10:00	a.m.	7.903	11%	60.04
495	13/08/15	01:15:00	a.m.	7.739	11%	60.04
496	13/08/15	01:20:00	a.m.	7.783	11%	60.04
497	13/08/15	01:25:00	a.m.	7.758	11%	60.04
498	13/08/15	01:30:00	a.m.	7.862	11%	60.04
499	13/08/15	01:35:00	a.m.	7.966	11%	60.04
500	13/08/15	01:40:00	a.m.	7.901	11%	60.04
501	13/08/15	01:45:00	a.m.	7.73	11%	60.04
502	13/08/15	01:50:00	a.m.	7.647	11%	60.04
503	13/08/15	01:55:00	a.m.	7.674	11%	60.04
504	13/08/15	02:00:00	a.m.	7.488	10%	49.16
505	13/08/15	02:05:00	a.m.	7.459	10%	49.16
506	13/08/15	02:10:00	a.m.	7.283	10%	49.16
507	13/08/15	02:15:00	a.m.	7.32	10%	49.16
508	13/08/15	02:20:00	a.m.	7.36	10%	49.16
509	13/08/15	02:25:00	a.m.	7.421	10%	49.16

N°	Fecha	Hora	am/pm	TIRANTE (CM) PUNTO P-16	TIRANTE (%)	Q (L/S) PUNTO P-16
510	13/08/15	02:30:00	a.m.	7.186	10%	49.16
511	13/08/15	02:35:00	a.m.	7.208	10%	49.16
512	13/08/15	02:40:00	a.m.	7.477	10%	49.16
513	13/08/15	02:45:00	a.m.	7.003	10%	49.16
514	13/08/15	02:50:00	a.m.	7.002	10%	49.16
515	13/08/15	02:55:00	a.m.	6.89	10%	49.16
516	13/08/15	03:00:00	a.m.	6.947	10%	49.16
517	13/08/15	03:05:00	a.m.	6.778	9%	39.38
518	13/08/15	03:10:00	a.m.	6.637	9%	39.38
519	13/08/15	03:15:00	a.m.	6.526	9%	39.38
520	13/08/15	03:20:00	a.m.	6.55	9%	39.38
521	13/08/15	03:25:00	a.m.	6.529	9%	39.38
522	13/08/15	03:30:00	a.m.	6.417	9%	39.38
523	13/08/15	03:35:00	a.m.	6.471	9%	39.38
524	13/08/15	03:40:00	a.m.	6.429	9%	39.38
525	13/08/15	03:45:00	a.m.	6.365	9%	39.38
526	13/08/15	03:50:00	a.m.	6.187	9%	39.38
527	13/08/15	03:55:00	a.m.	6.227	9%	39.38
528	13/08/15	04:00:00	a.m.	6.109	8%	30.71
529	13/08/15	04:05:00	a.m.	6.182	9%	39.38
530	13/08/15	04:10:00	a.m.	6.318	9%	39.38
531	13/08/15	04:15:00	a.m.	6.285	9%	39.38
532	13/08/15	04:20:00	a.m.	6.254	9%	39.38
533	13/08/15	04:25:00	a.m.	6.176	9%	39.38
534	13/08/15	04:30:00	a.m.	6.114	8%	30.71
535	13/08/15	04:35:00	a.m.	6.115	8%	30.71
536	13/08/15	04:40:00	a.m.	6.071	8%	30.71
537	13/08/15	04:45:00	a.m.	6.083	8%	30.71
538	13/08/15	04:50:00	a.m.	6.06	8%	30.71
539	13/08/15	04:55:00	a.m.	5.968	8%	30.71
540	13/08/15	05:00:00	a.m.	5.969	8%	30.71
541	13/08/15	05:05:00	a.m.	5.954	8%	30.71
542	13/08/15	05:10:00	a.m.	5.97	8%	30.71
543	13/08/15	05:15:00	a.m.	5.969	8%	30.71
544	13/08/15	05:20:00	a.m.	5.882	8%	30.71
545	13/08/15	05:25:00	a.m.	5.909	8%	30.71
546	13/08/15	05:30:00	a.m.	5.966	8%	30.71
547	13/08/15	05:35:00	a.m.	5.957	8%	30.71
548	13/08/15	05:40:00	a.m.	6.1	8%	30.71
549	13/08/15	05:45:00	a.m.	6.123	9%	39.38
550	13/08/15	05:50:00	a.m.	6.113	8%	30.71
551	13/08/15	05:55:00	a.m.	6.309	9%	39.38
552	13/08/15	06:00:00	a.m.	6.167	9%	39.38

N°	Fecha	Hora	am/pm	TIRANTE (CM) PUNTO P-16	TIRANTE (%)	Q (L/S) PUNTO P-16
553	13/08/15	06:05:00	a.m.	6.235	9%	39.38
554	13/08/15	06:10:00	a.m.	6.294	9%	39.38
555	13/08/15	06:15:00	a.m.	6.287	9%	39.38
556	13/08/15	06:20:00	a.m.	6.776	9%	39.38
557	13/08/15	06:25:00	a.m.	7.174	10%	49.16
558	13/08/15	06:30:00	a.m.	6.915	10%	49.16
559	13/08/15	06:35:00	a.m.	6.886	10%	49.16
560	13/08/15	06:40:00	a.m.	7.002	10%	49.16
561	13/08/15	06:45:00	a.m.	7.588	11%	60.04
562	13/08/15	06:50:00	a.m.	7.202	10%	49.16
563	13/08/15	06:55:00	a.m.	6.834	9%	39.38
564	13/08/15	07:00:00	a.m.	6.96	10%	49.16
565	13/08/15	07:05:00	a.m.	6.963	10%	49.16
566	13/08/15	07:10:00	a.m.	7.262	10%	49.16
567	13/08/15	07:15:00	a.m.	7.471	10%	49.16
568	13/08/15	07:20:00	a.m.	7.587	11%	60.04
569	13/08/15	07:25:00	a.m.	7.87	11%	60.04
570	13/08/15	07:30:00	a.m.	7.876	11%	60.04
571	13/08/15	07:35:00	a.m.	8.463	12%	72.02
572	13/08/15	07:40:00	a.m.	8.425	12%	72.02
573	13/08/15	07:45:00	a.m.	8.77	12%	72.02
574	13/08/15	07:50:00	a.m.	9.006	13%	85.09
575	13/08/15	07:55:00	a.m.	9.426	13%	85.09
576	13/08/15	08:00:00	a.m.	9.338	13%	85.09
577	13/08/15	08:05:00	a.m.	9.732	14%	99.24
578	13/08/15	08:10:00	a.m.	10.19	14%	99.24
579	13/08/15	08:15:00	a.m.	10.353	14%	99.24
580	13/08/15	08:20:00	a.m.	10.508	15%	114.46
581	13/08/15	08:25:00	a.m.	10.445	15%	114.46
582	13/08/15	08:30:00	a.m.	10.988	15%	114.46
583	13/08/15	08:35:00	a.m.	11.015	15%	114.46
584	13/08/15	08:40:00	a.m.	10.974	15%	114.46
585	13/08/15	08:45:00	a.m.	10.414	14%	99.24
586	13/08/15	08:50:00	a.m.	10.444	15%	114.46
587	13/08/15	08:55:00	a.m.	10.73	15%	114.46
588	13/08/15	09:00:00	a.m.	10.39	14%	99.24
589	13/08/15	09:05:00	a.m.	10.465	15%	114.46
590	13/08/15	09:10:00	a.m.	10.402	14%	99.24
591	13/08/15	09:15:00	a.m.	10.154	14%	99.24
592	13/08/15	09:20:00	a.m.	10.251	14%	99.24
593	13/08/15	09:25:00	a.m.	10.273	14%	99.24
594	13/08/15	09:30:00	a.m.	10.322	14%	99.24
595	13/08/15	09:35:00	a.m.	10.202	14%	99.24

N°	Fecha	Hora	am/pm	TIRANTE (CM) PUNTO P-16	TIRANTE (%)	Q (L/S) PUNTO P-16
596	13/08/15	09:40:00	a.m.	10.297	14%	99.24
597	13/08/15	09:45:00	a.m.	10.263	14%	99.24
598	13/08/15	09:50:00	a.m.	9.991	14%	99.24
599	13/08/15	09:55:00	a.m.	9.967	14%	99.24
600	13/08/15	10:00:00	a.m.	9.977	14%	99.24
601	13/08/15	10:05:00	a.m.	10.098	14%	99.24
602	13/08/15	10:10:00	a.m.	9.989	14%	99.24
603	13/08/15	10:15:00	a.m.	10.289	14%	99.24
604	13/08/15	10:20:00	a.m.	10.095	14%	99.24
605	13/08/15	10:25:00	a.m.	10.199	14%	99.24
606	13/08/15	10:30:00	a.m.	10.701	15%	114.46
607	13/08/15	10:35:00	a.m.	10.72	15%	114.46
608	13/08/15	10:40:00	a.m.	10.35	14%	99.24
609	13/08/15	10:45:00	a.m.	10.178	14%	99.24
610	13/08/15	10:50:00	a.m.	9.927	14%	99.24
611	13/08/15	10:55:00	a.m.	10.259	14%	99.24
612	13/08/15	11:00:00	a.m.	10.315	14%	99.24
613	13/08/15	11:05:00	a.m.	10.836	15%	114.46
614	13/08/15	11:10:00	a.m.	10.723	15%	114.46
615	13/08/15	11:15:00	a.m.	10.646	15%	114.46
616	13/08/15	11:20:00	a.m.	10.954	15%	114.46
617	13/08/15	11:25:00	a.m.	10.603	15%	114.46
618	13/08/15	11:30:00	a.m.	10.233	14%	99.24
619	13/08/15	11:35:00	a.m.	10.637	15%	114.46
620	13/08/15	11:40:00	a.m.	10.744	15%	114.46
621	13/08/15	11:45:00	a.m.	10.693	15%	114.46
622	13/08/15	11:50:00	a.m.	10.657	15%	114.46
623	13/08/15	11:55:00	a.m.	10.218	14%	99.24
624	13/08/15	12:00:00	p.m.	10.271	14%	99.24
625	13/08/15	12:05:00	p.m.	10.391	14%	99.24
626	13/08/15	12:10:00	p.m.	10.615	15%	114.46
627	13/08/15	12:15:00	p.m.	10.502	15%	114.46
628	13/08/15	12:20:00	p.m.	10.545	15%	114.46
629	13/08/15	12:25:00	p.m.	10.566	15%	114.46
630	13/08/15	12:30:00	p.m.	9.978	14%	99.24
631	13/08/15	12:35:00	p.m.	10.315	14%	99.24
632	13/08/15	12:40:00	p.m.	10.748	15%	114.46
633	13/08/15	12:45:00	p.m.	10.731	15%	114.46
634	13/08/15	12:50:00	p.m.	10.718	15%	114.46
635	13/08/15	12:55:00	p.m.	10.747	15%	114.46
636	13/08/15	01:00:00	p.m.	10.439	14%	99.24
637	13/08/15	01:05:00	p.m.	10.494	15%	114.46
638	13/08/15	01:10:00	p.m.	10.341	14%	99.24

N°	Fecha	Hora	am/pm	TIRANTE (CM) PUNTO P-16	TIRANTE (%)	Q (L/S) PUNTO P-16
639	13/08/15	01:15:00	p.m.	10.694	15%	114.46
640	13/08/15	01:20:00	p.m.	10.383	14%	99.24
641	13/08/15	01:25:00	p.m.	10.877	15%	114.46
642	13/08/15	01:30:00	p.m.	11.006	15%	114.46
643	13/08/15	01:35:00	p.m.	10.988	15%	114.46
644	13/08/15	01:40:00	p.m.	11.116	15%	114.46
645	13/08/15	01:45:00	p.m.	11.267	16%	130.74
646	13/08/15	01:50:00	p.m.	11.159	15%	114.46
647	13/08/15	01:55:00	p.m.	10.948	15%	114.46
648	13/08/15	02:00:00	p.m.	10.742	15%	114.46
649	13/08/15	02:05:00	p.m.	11.063	15%	114.46
650	13/08/15	02:10:00	p.m.	10.651	15%	114.46
651	13/08/15	02:15:00	p.m.	10.766	15%	114.46
652	13/08/15	02:20:00	p.m.	10.439	14%	99.24
653	13/08/15	02:25:00	p.m.	11.004	15%	114.46
654	13/08/15	02:30:00	p.m.	10.815	15%	114.46
655	13/08/15	02:35:00	p.m.	10.861	15%	114.46
656	13/08/15	02:40:00	p.m.	10.61	15%	114.46
657	13/08/15	02:45:00	p.m.	10.393	14%	99.24
658	13/08/15	02:50:00	p.m.	10.24	14%	99.24
659	13/08/15	02:55:00	p.m.	10.38	14%	99.24
660	13/08/15	03:00:00	p.m.	10.411	14%	99.24
661	13/08/15	03:05:00	p.m.	10.161	14%	99.24
662	13/08/15	03:10:00	p.m.	10.243	14%	99.24
663	13/08/15	03:15:00	p.m.	9.961	14%	99.24
664	13/08/15	03:20:00	p.m.	10.036	14%	99.24
665	13/08/15	03:25:00	p.m.	9.948	14%	99.24
666	13/08/15	03:30:00	p.m.	10.431	14%	99.24
667	13/08/15	03:35:00	p.m.	10.036	14%	99.24
668	13/08/15	03:40:00	p.m.	10.264	14%	99.24
669	13/08/15	03:45:00	p.m.	10.146	14%	99.24
670	13/08/15	03:50:00	p.m.	10.553	15%	114.46
671	13/08/15	03:55:00	p.m.	10.599	15%	114.46
672	13/08/15	04:00:00	p.m.	10.47	15%	114.46
673	13/08/15	04:05:00	p.m.	10.583	15%	114.46
674	13/08/15	04:10:00	p.m.	10.84	15%	114.46
675	13/08/15	04:15:00	p.m.	11.01	15%	114.46
676	13/08/15	04:20:00	p.m.	11.099	15%	114.46
677	13/08/15	04:25:00	p.m.	11.256	16%	130.74
678	13/08/15	04:30:00	p.m.	11.292	16%	130.74
679	13/08/15	04:35:00	p.m.	11.238	16%	130.74
680	13/08/15	04:40:00	p.m.	11.191	16%	130.74
681	13/08/15	04:45:00	p.m.	11.244	16%	130.74

N°	Fecha	Hora	am/pm	TIRANTE (CM) PUNTO P-16	TIRANTE (%)	Q (L/S) PUNTO P-16
682	13/08/15	04:50:00	p.m.	11.4	16%	130.74
683	13/08/15	04:55:00	p.m.	11.306	16%	130.74
684	13/08/15	05:00:00	p.m.	11.41	16%	130.74
685	13/08/15	05:05:00	p.m.	11.387	16%	130.74
686	13/08/15	05:10:00	p.m.	11.402	16%	130.74
687	13/08/15	05:15:00	p.m.	11.424	16%	130.74
688	13/08/15	05:20:00	p.m.	11.403	16%	130.74
689	13/08/15	05:25:00	p.m.	11.423	16%	130.74
690	13/08/15	05:30:00	p.m.	11.369	16%	130.74
691	13/08/15	05:35:00	p.m.	11.311	16%	130.74
692	13/08/15	05:40:00	p.m.	11.485	16%	130.74
693	13/08/15	05:45:00	p.m.	11.585	16%	130.74
694	13/08/15	05:50:00	p.m.	11.226	16%	130.74
695	13/08/15	05:55:00	p.m.	11.461	16%	130.74
696	13/08/15	06:00:00	p.m.	11.09	15%	114.46
697	13/08/15	06:05:00	p.m.	11.078	15%	114.46
698	13/08/15	06:10:00	p.m.	11.132	15%	114.46
699	13/08/15	06:15:00	p.m.	11.391	16%	130.74
700	13/08/15	06:20:00	p.m.	11.252	16%	130.74
701	13/08/15	06:25:00	p.m.	11.32	16%	130.74
702	13/08/15	06:30:00	p.m.	11.391	16%	130.74
703	13/08/15	06:35:00	p.m.	11.784	16%	130.74
704	13/08/15	06:40:00	p.m.	11.581	16%	130.74
705	13/08/15	06:45:00	p.m.	10.945	15%	114.46
706	13/08/15	06:50:00	p.m.	11.198	16%	130.74
707	13/08/15	06:55:00	p.m.	11.196	16%	130.74
708	13/08/15	07:00:00	p.m.	11.613	16%	130.74
709	13/08/15	07:05:00	p.m.	11.686	16%	130.74
710	13/08/15	07:10:00	p.m.	11.534	16%	130.74
711	13/08/15	07:15:00	p.m.	11.12	15%	114.46
712	13/08/15	07:20:00	p.m.	11.109	15%	114.46
713	13/08/15	07:25:00	p.m.	11.174	16%	130.74
714	13/08/15	07:30:00	p.m.	11.419	16%	130.74
715	13/08/15	07:35:00	p.m.	11.18	16%	130.74
716	13/08/15	07:40:00	p.m.	11.795	16%	130.74
717	13/08/15	07:45:00	p.m.	11.277	16%	130.74
718	13/08/15	07:50:00	p.m.	11.493	16%	130.74
719	13/08/15	07:55:00	p.m.	11.678	16%	130.74
720	13/08/15	08:00:00	p.m.	11.705	16%	130.74
721	13/08/15	08:05:00	p.m.	11.391	16%	130.74
722	13/08/15	08:10:00	p.m.	11.163	16%	130.74
723	13/08/15	08:15:00	p.m.	10.964	15%	114.46
724	13/08/15	08:20:00	p.m.	10.771	15%	114.46

N°	Fecha	Hora	am/pm	TIRANTE (CM) PUNTO P-16	TIRANTE (%)	Q (L/S) PUNTO P-16
725	13/08/15	08:25:00	p.m.	11.179	16%	130.74
726	13/08/15	08:30:00	p.m.	11.317	16%	130.74
727	13/08/15	08:35:00	p.m.	10.942	15%	114.46
728	13/08/15	08:40:00	p.m.	11.475	16%	130.74
729	13/08/15	08:45:00	p.m.	11.196	16%	130.74
730	13/08/15	08:50:00	p.m.	10.714	15%	114.46
731	13/08/15	08:55:00	p.m.	10.595	15%	114.46
732	13/08/15	09:00:00	p.m.	10.54	15%	114.46
733	13/08/15	09:05:00	p.m.	10.801	15%	114.46
734	13/08/15	09:10:00	p.m.	10.637	15%	114.46
735	13/08/15	09:15:00	p.m.	10.719	15%	114.46
736	13/08/15	09:20:00	p.m.	10.39	14%	99.24
737	13/08/15	09:25:00	p.m.	10.431	14%	99.24
738	13/08/15	09:30:00	p.m.	10.205	14%	99.24
739	13/08/15	09:35:00	p.m.	10.606	15%	114.46
740	13/08/15	09:40:00	p.m.	9.997	14%	99.24
741	13/08/15	09:45:00	p.m.	10.548	15%	114.46
742	13/08/15	09:50:00	p.m.	10.438	14%	99.24
743	13/08/15	09:55:00	p.m.	10.417	14%	99.24
744	13/08/15	10:00:00	p.m.	10.447	15%	114.46
745	13/08/15	10:05:00	p.m.	9.981	14%	99.24
746	13/08/15	10:10:00	p.m.	10.091	14%	99.24
747	13/08/15	10:15:00	p.m.	10.252	14%	99.24
748	13/08/15	10:20:00	p.m.	9.687	13%	85.09
749	13/08/15	10:25:00	p.m.	9.979	14%	99.24
750	13/08/15	10:30:00	p.m.	9.932	14%	99.24
751	13/08/15	10:35:00	p.m.	10.008	14%	99.24
752	13/08/15	10:40:00	p.m.	9.707	13%	85.09
753	13/08/15	10:45:00	p.m.	9.47	13%	85.09
754	13/08/15	10:50:00	p.m.	9.404	13%	85.09
755	13/08/15	10:55:00	p.m.	9.25	13%	85.09
756	13/08/15	11:00:00	p.m.	9.385	13%	85.09
757	13/08/15	11:05:00	p.m.	9.019	13%	85.09
758	13/08/15	11:10:00	p.m.	9.523	13%	85.09
759	13/08/15	11:15:00	p.m.	9.249	13%	85.09
760	13/08/15	11:20:00	p.m.	9.047	13%	85.09
761	13/08/15	11:25:00	p.m.	9.207	13%	85.09
762	13/08/15	11:30:00	p.m.	8.864	12%	72.02
763	13/08/15	11:35:00	p.m.	8.863	12%	72.02
764	13/08/15	11:40:00	p.m.	8.95	12%	72.02
765	13/08/15	11:45:00	p.m.	8.985	12%	72.02
766	13/08/15	11:50:00	p.m.	8.981	12%	72.02
767	13/08/15	11:55:00	p.m.	8.872	12%	72.02

N°	Fecha	Hora	am/pm	TIRANTE (CM) PUNTO P-16	TIRANTE (%)	Q (L/S) PUNTO P-16
768	14/08/15	12:00:00	a.m.	8.606	12%	72.02
769	14/08/15	12:05:00	a.m.	8.64	12%	72.02
770	14/08/15	12:10:00	a.m.	8.502	12%	72.02
771	14/08/15	12:15:00	a.m.	8.382	12%	72.02
772	14/08/15	12:20:00	a.m.	8.324	12%	72.02
773	14/08/15	12:25:00	a.m.	8.293	12%	72.02
774	14/08/15	12:30:00	a.m.	8.196	11%	60.04
775	14/08/15	12:35:00	a.m.	8.082	11%	60.04
776	14/08/15	12:40:00	a.m.	8.121	11%	60.04
777	14/08/15	12:45:00	a.m.	8.135	11%	60.04
778	14/08/15	12:50:00	a.m.	7.957	11%	60.04
779	14/08/15	12:55:00	a.m.	7.859	11%	60.04
780	14/08/15	01:00:00	a.m.	7.865	11%	60.04
781	14/08/15	01:05:00	a.m.	7.672	11%	60.04
782	14/08/15	01:10:00	a.m.	7.52	10%	49.16
783	14/08/15	01:15:00	a.m.	7.576	11%	60.04
784	14/08/15	01:20:00	a.m.	7.516	10%	49.16
785	14/08/15	01:25:00	a.m.	7.366	10%	49.16
786	14/08/15	01:30:00	a.m.	7.345	10%	49.16
787	14/08/15	01:35:00	a.m.	7.289	10%	49.16
788	14/08/15	01:40:00	a.m.	7.224	10%	49.16
789	14/08/15	01:45:00	a.m.	7.205	10%	49.16
790	14/08/15	01:50:00	a.m.	7.454	10%	49.16
791	14/08/15	01:55:00	a.m.	7.262	10%	49.16
792	14/08/15	02:00:00	a.m.	7.21	10%	49.16
793	14/08/15	02:05:00	a.m.	7.154	10%	49.16
794	14/08/15	02:10:00	a.m.	7.103	10%	49.16
795	14/08/15	02:15:00	a.m.	7.099	10%	49.16
796	14/08/15	02:20:00	a.m.	7.015	10%	49.16
797	14/08/15	02:25:00	a.m.	6.963	10%	49.16
798	14/08/15	02:30:00	a.m.	7.017	10%	49.16
799	14/08/15	02:35:00	a.m.	7.088	10%	49.16
800	14/08/15	02:40:00	a.m.	7.047	10%	49.16
801	14/08/15	02:45:00	a.m.	6.955	10%	49.16
802	14/08/15	02:50:00	a.m.	6.93	10%	49.16
803	14/08/15	02:55:00	a.m.	6.99	10%	49.16
804	14/08/15	03:00:00	a.m.	6.774	9%	39.38
805	14/08/15	03:05:00	a.m.	6.695	9%	39.38
806	14/08/15	03:10:00	a.m.	6.578	9%	39.38
807	14/08/15	03:15:00	a.m.	6.526	9%	39.38
808	14/08/15	03:20:00	a.m.	6.357	9%	39.38
809	14/08/15	03:25:00	a.m.	6.238	9%	39.38
810	14/08/15	03:30:00	a.m.	6.197	9%	39.38

N°	Fecha	Hora	am/pm	TIRANTE (CM) PUNTO P-16	TIRANTE (%)	Q (L/S) PUNTO P-16
811	14/08/15	03:35:00	a.m.	5.996	8%	30.71
812	14/08/15	03:40:00	a.m.	5.813	8%	30.71
813	14/08/15	03:45:00	a.m.	5.802	8%	30.71
814	14/08/15	03:50:00	a.m.	5.992	8%	30.71
815	14/08/15	03:55:00	a.m.	5.91	8%	30.71
816	14/08/15	04:00:00	a.m.	5.828	8%	30.71
817	14/08/15	04:05:00	a.m.	5.871	8%	30.71
818	14/08/15	04:10:00	a.m.	6.04	8%	30.71
819	14/08/15	04:15:00	a.m.	6.026	8%	30.71
820	14/08/15	04:20:00	a.m.	6.088	8%	30.71
821	14/08/15	04:25:00	a.m.	5.529	8%	30.71
822	14/08/15	04:30:00	a.m.	5.418	8%	30.71
823	14/08/15	04:35:00	a.m.	5.505	8%	30.71
824	14/08/15	04:40:00	a.m.	5.518	8%	30.71
825	14/08/15	04:45:00	a.m.	5.517	8%	30.71
826	14/08/15	04:50:00	a.m.	5.48	8%	30.71
827	14/08/15	04:55:00	a.m.	5.425	8%	30.71
828	14/08/15	05:00:00	a.m.	5.528	8%	30.71
829	14/08/15	05:05:00	a.m.	5.552	8%	30.71
830	14/08/15	05:10:00	a.m.	5.56	8%	30.71
831	14/08/15	05:15:00	a.m.	5.578	8%	30.71
832	14/08/15	05:20:00	a.m.	5.65	8%	30.71
833	14/08/15	05:25:00	a.m.	5.74	8%	30.71
834	14/08/15	05:30:00	a.m.	5.744	8%	30.71
835	14/08/15	05:35:00	a.m.	5.421	8%	30.71
836	14/08/15	05:40:00	a.m.	5.499	8%	30.71
837	14/08/15	05:45:00	a.m.	5.478	8%	30.71
838	14/08/15	05:50:00	a.m.	5.486	8%	30.71
839	14/08/15	05:55:00	a.m.	5.427	8%	30.71
840	14/08/15	06:00:00	a.m.	5.373	7%	23.14
841	14/08/15	06:05:00	a.m.	5.374	7%	23.14
842	14/08/15	06:10:00	a.m.	5.429	8%	30.71
843	14/08/15	06:15:00	a.m.	5.477	8%	30.71
844	14/08/15	06:20:00	a.m.	5.538	8%	30.71
845	14/08/15	06:25:00	a.m.	5.504	8%	30.71
846	14/08/15	06:30:00	a.m.	5.622	8%	30.71
847	14/08/15	06:35:00	a.m.	6.075	8%	30.71
848	14/08/15	06:40:00	a.m.	6.373	9%	39.38
849	14/08/15	06:45:00	a.m.	6.297	9%	39.38
850	14/08/15	06:50:00	a.m.	6.494	9%	39.38
851	14/08/15	06:55:00	a.m.	6.116	8%	30.71
852	14/08/15	07:00:00	a.m.	6.278	9%	39.38
853	14/08/15	07:05:00	a.m.	6.271	9%	39.38

N°	Fecha	Hora	am/pm	TIRANTE (CM) PUNTO P-16	TIRANTE (%)	Q (L/S) PUNTO P-16
854	14/08/15	07:10:00	a.m.	6.673	9%	39.38
855	14/08/15	07:15:00	a.m.	6.672	9%	39.38
856	14/08/15	07:20:00	a.m.	6.855	10%	49.16
857	14/08/15	07:25:00	a.m.	6.954	10%	49.16
858	14/08/15	07:30:00	a.m.	7.127	10%	49.16
859	14/08/15	07:35:00	a.m.	7.637	11%	60.04
860	14/08/15	07:40:00	a.m.	8.222	11%	60.04
861	14/08/15	07:45:00	a.m.	8.468	12%	72.02
862	14/08/15	07:50:00	a.m.	8.618	12%	72.02
863	14/08/15	07:55:00	a.m.	8.885	12%	72.02
864	14/08/15	08:00:00	a.m.	9.049	13%	85.09
865	14/08/15	08:05:00	a.m.	9.375	13%	85.09
866	14/08/15	08:10:00	a.m.	9.521	13%	85.09
867	14/08/15	08:15:00	a.m.	9.967	14%	99.24
868	14/08/15	08:20:00	a.m.	10.575	15%	114.46
869	14/08/15	08:25:00	a.m.	10.395	14%	99.24
870	14/08/15	08:30:00	a.m.	10.27	14%	99.24
871	14/08/15	08:35:00	a.m.	10.638	15%	114.46
872	14/08/15	08:40:00	a.m.	10.619	15%	114.46
873	14/08/15	08:45:00	a.m.	10.721	15%	114.46
874	14/08/15	08:50:00	a.m.	10.86	15%	114.46
875	14/08/15	08:55:00	a.m.	10.473	15%	114.46
876	14/08/15	09:00:00	a.m.	10.515	15%	114.46
877	14/08/15	09:05:00	a.m.	10.694	15%	114.46
878	14/08/15	09:10:00	a.m.	10.392	14%	99.24
879	14/08/15	09:15:00	a.m.	10.358	14%	99.24
880	14/08/15	09:20:00	a.m.	10.562	15%	114.46
881	14/08/15	09:25:00	a.m.	10.778	15%	114.46
882	14/08/15	09:30:00	a.m.	10.232	14%	99.24
883	14/08/15	09:35:00	a.m.	10.227	14%	99.24
884	14/08/15	09:40:00	a.m.	10.315	14%	99.24
885	14/08/15	09:45:00	a.m.	10.128	14%	99.24
886	14/08/15	09:50:00	a.m.	10.025	14%	99.24
887	14/08/15	09:55:00	a.m.	10.193	14%	99.24
888	14/08/15	10:00:00	a.m.	10.721	15%	114.46
889	14/08/15	10:05:00	a.m.	10.614	15%	114.46
890	14/08/15	10:10:00	a.m.	10.707	15%	114.46
891	14/08/15	10:15:00	a.m.	10.491	15%	114.46
892	14/08/15	10:20:00	a.m.	11.285	16%	130.74
893	14/08/15	10:25:00	a.m.	11.969	17%	148.07
894	14/08/15	10:30:00	a.m.	12.013	17%	148.07
895	14/08/15	10:35:00	a.m.	11.74	16%	130.74
896	14/08/15	10:40:00	a.m.	11.519	16%	130.74

N°	Fecha	Hora	am/pm	TIRANTE (CM) PUNTO P-16	TIRANTE (%)	Q (L/S) PUNTO P-16
897	14/08/15	10:45:00	a.m.	11.139	15%	114.46
898	14/08/15	10:50:00	a.m.	10.53	15%	114.46
899	14/08/15	10:55:00	a.m.	10.677	15%	114.46
900	14/08/15	11:00:00	a.m.	10.57	15%	114.46
901	14/08/15	11:05:00	a.m.	10.408	14%	99.24
902	14/08/15	11:10:00	a.m.	10.408	14%	99.24
903	14/08/15	11:15:00	a.m.	10.358	14%	99.24
904	14/08/15	11:20:00	a.m.	10.452	15%	114.46
905	14/08/15	11:25:00	a.m.	10.484	15%	114.46
906	14/08/15	11:30:00	a.m.	10.592	15%	114.46
907	14/08/15	11:35:00	a.m.	10.786	15%	114.46
908	14/08/15	11:40:00	a.m.	10.679	15%	114.46
909	14/08/15	11:45:00	a.m.	10.603	15%	114.46
910	14/08/15	11:50:00	a.m.	10.902	15%	114.46
911	14/08/15	11:55:00	a.m.	10.648	15%	114.46
912	14/08/15	12:00:00	p.m.	10.893	15%	114.46
913	14/08/15	12:05:00	p.m.	10.764	15%	114.46
914	14/08/15	12:10:00	p.m.	10.824	15%	114.46
915	14/08/15	12:15:00	p.m.	10.621	15%	114.46
916	14/08/15	12:20:00	p.m.	10.65	15%	114.46
917	14/08/15	12:25:00	p.m.	10.639	15%	114.46
918	14/08/15	12:30:00	p.m.	10.837	15%	114.46
919	14/08/15	12:35:00	p.m.	11.103	15%	114.46
920	14/08/15	12:40:00	p.m.	10.923	15%	114.46
921	14/08/15	12:45:00	p.m.	11.039	15%	114.46
922	14/08/15	12:50:00	p.m.	10.807	15%	114.46
923	14/08/15	12:55:00	p.m.	10.828	15%	114.46
924	14/08/15	01:00:00	p.m.	10.967	15%	114.46
925	14/08/15	01:05:00	p.m.	10.766	15%	114.46
926	14/08/15	01:10:00	p.m.	10.677	15%	114.46
927	14/08/15	01:15:00	p.m.	10.961	15%	114.46
928	14/08/15	01:20:00	p.m.	10.748	15%	114.46
929	14/08/15	01:25:00	p.m.	10.748	15%	114.46
930	14/08/15	01:30:00	p.m.	10.628	15%	114.46
931	14/08/15	01:35:00	p.m.	10.839	15%	114.46
932	14/08/15	01:40:00	p.m.	11.171	16%	130.74
933	14/08/15	01:45:00	p.m.	11.452	16%	130.74
934	14/08/15	01:50:00	p.m.	11.525	16%	130.74
935	14/08/15	01:55:00	p.m.	11.587	16%	130.74
936	14/08/15	02:00:00	p.m.	11.331	16%	130.74
937	14/08/15	02:05:00	p.m.	11.097	15%	114.46
938	14/08/15	02:10:00	p.m.	10.966	15%	114.46
939	14/08/15	02:15:00	p.m.	10.766	15%	114.46

N°	Fecha	Hora	am/pm	TIRANTE (CM) PUNTO P-16	TIRANTE (%)	Q (L/S) PUNTO P-16
940	14/08/15	02:20:00	p.m.	10.625	15%	114.46
941	14/08/15	02:25:00	p.m.	10.61	15%	114.46
942	14/08/15	02:30:00	p.m.	10.447	15%	114.46
943	14/08/15	02:35:00	p.m.	10.444	15%	114.46
944	14/08/15	02:40:00	p.m.	10.326	14%	99.24
945	14/08/15	02:45:00	p.m.	10.444	15%	114.46
946	14/08/15	02:50:00	p.m.	10.494	15%	114.46
947	14/08/15	02:55:00	p.m.	10.403	14%	99.24
948	14/08/15	03:00:00	p.m.	10.671	15%	114.46
949	14/08/15	03:05:00	p.m.	10.765	15%	114.46
950	14/08/15	03:10:00	p.m.	10.751	15%	114.46
951	14/08/15	03:15:00	p.m.	10.87	15%	114.46
952	14/08/15	03:20:00	p.m.	10.784	15%	114.46
953	14/08/15	03:25:00	p.m.	10.984	15%	114.46
954	14/08/15	03:30:00	p.m.	11.19	16%	130.74
955	14/08/15	03:35:00	p.m.	11.393	16%	130.74
956	14/08/15	03:40:00	p.m.	11.381	16%	130.74
957	14/08/15	03:45:00	p.m.	11.394	16%	130.74
958	14/08/15	03:50:00	p.m.	11.427	16%	130.74
959	14/08/15	03:55:00	p.m.	11.746	16%	130.74
960	14/08/15	04:00:00	p.m.	12.235	17%	148.07
961	14/08/15	04:05:00	p.m.	12.39	17%	148.07
962	14/08/15	04:10:00	p.m.	12.471	17%	148.07
963	14/08/15	04:15:00	p.m.	12.354	17%	148.07
964	14/08/15	04:20:00	p.m.	12.24	17%	148.07
965	14/08/15	04:25:00	p.m.	12.168	17%	148.07
966	14/08/15	04:30:00	p.m.	12.289	17%	148.07
967	14/08/15	04:35:00	p.m.	12.317	17%	148.07
968	14/08/15	04:40:00	p.m.	12.337	17%	148.07
969	14/08/15	04:45:00	p.m.	12.293	17%	148.07
970	14/08/15	04:50:00	p.m.	12.391	17%	148.07
971	14/08/15	04:55:00	p.m.	12.36	17%	148.07
972	14/08/15	05:00:00	p.m.	12.293	17%	148.07
973	14/08/15	05:05:00	p.m.	12.081	17%	148.07
974	14/08/15	05:10:00	p.m.	12.308	17%	148.07
975	14/08/15	05:15:00	p.m.	12.539	17%	148.07
976	14/08/15	05:20:00	p.m.	12.459	17%	148.07
977	14/08/15	05:25:00	p.m.	12.439	17%	148.07
978	14/08/15	05:30:00	p.m.	12.148	17%	148.07
979	14/08/15	05:35:00	p.m.	11.878	16%	130.74
980	14/08/15	05:40:00	p.m.	12.131	17%	148.07
981	14/08/15	05:45:00	p.m.	12.001	17%	148.07
982	14/08/15	05:50:00	p.m.	12.189	17%	148.07

N°	Fecha	Hora	am/pm	TIRANTE (CM) PUNTO P-16	TIRANTE (%)	Q (L/S) PUNTO P-16
983	14/08/15	05:55:00	p.m.	12.029	17%	148.07
984	14/08/15	06:00:00	p.m.	12.137	17%	148.07
985	14/08/15	06:05:00	p.m.	12.165	17%	148.07
986	14/08/15	06:10:00	p.m.	12.276	17%	148.07
987	14/08/15	06:15:00	p.m.	11.957	17%	148.07
988	14/08/15	06:20:00	p.m.	12.197	17%	148.07
989	14/08/15	06:25:00	p.m.	11.961	17%	148.07
990	14/08/15	06:30:00	p.m.	12.01	17%	148.07
991	14/08/15	06:35:00	p.m.	11.889	17%	148.07
992	14/08/15	06:40:00	p.m.	11.888	17%	148.07
993	14/08/15	06:45:00	p.m.	11.63	16%	130.74
994	14/08/15	06:50:00	p.m.	11.561	16%	130.74
995	14/08/15	06:55:00	p.m.	11.19	16%	130.74
996	14/08/15	07:00:00	p.m.	11.693	16%	130.74
997	14/08/15	07:05:00	p.m.	11.449	16%	130.74
998	14/08/15	07:10:00	p.m.	11.37	16%	130.74
999	14/08/15	07:15:00	p.m.	11.78	16%	130.74
1000	14/08/15	07:20:00	p.m.	11.783	16%	130.74
1001	14/08/15	07:25:00	p.m.	11.518	16%	130.74
1002	14/08/15	07:30:00	p.m.	11.32	16%	130.74
1003	14/08/15	07:35:00	p.m.	11.174	16%	130.74
1004	14/08/15	07:40:00	p.m.	10.977	15%	114.46
1005	14/08/15	07:45:00	p.m.	11.018	15%	114.46
1006	14/08/15	07:50:00	p.m.	10.996	15%	114.46
1007	14/08/15	07:55:00	p.m.	11.329	16%	130.74
1008	14/08/15	08:00:00	p.m.	11.158	15%	114.46
1009	14/08/15	08:05:00	p.m.	11.206	16%	130.74
1010	14/08/15	08:10:00	p.m.	11.014	15%	114.46
1011	14/08/15	08:15:00	p.m.	11.313	16%	130.74
1012	14/08/15	08:20:00	p.m.	11.311	16%	130.74
1013	14/08/15	08:25:00	p.m.	11.019	15%	114.46
1014	14/08/15	08:30:00	p.m.	10.881	15%	114.46
1015	14/08/15	08:35:00	p.m.	10.874	15%	114.46
1016	14/08/15	08:40:00	p.m.	10.952	15%	114.46
1017	14/08/15	08:45:00	p.m.	10.743	15%	114.46
1018	14/08/15	08:50:00	p.m.	10.663	15%	114.46
1019	14/08/15	08:55:00	p.m.	10.717	15%	114.46
1020	14/08/15	09:00:00	p.m.	10.554	15%	114.46
1021	14/08/15	09:05:00	p.m.	10.62	15%	114.46
1022	14/08/15	09:10:00	p.m.	10.584	15%	114.46
1023	14/08/15	09:15:00	p.m.	10.461	15%	114.46
1024	14/08/15	09:20:00	p.m.	10.507	15%	114.46
1025	14/08/15	09:25:00	p.m.	10.497	15%	114.46

N°	Fecha	Hora	am/pm	TIRANTE (CM) PUNTO P-16	TIRANTE (%)	Q (L/S) PUNTO P-16
1026	14/08/15	09:30:00	p.m.	10.571	15%	114.46
1027	14/08/15	09:35:00	p.m.	10.234	14%	99.24
1028	14/08/15	09:40:00	p.m.	9.878	14%	99.24
1029	14/08/15	09:45:00	p.m.	9.798	14%	99.24
1030	14/08/15	09:50:00	p.m.	10.124	14%	99.24
1031	14/08/15	09:55:00	p.m.	9.786	14%	99.24
1032	14/08/15	10:00:00	p.m.	9.723	14%	99.24
1033	14/08/15	10:05:00	p.m.	9.951	14%	99.24
1034	14/08/15	10:10:00	p.m.	10.26	14%	99.24
1035	14/08/15	10:15:00	p.m.	9.775	14%	99.24
1036	14/08/15	10:20:00	p.m.	9.839	14%	99.24
1037	14/08/15	10:25:00	p.m.	9.585	13%	85.09
1038	14/08/15	10:30:00	p.m.	9.574	13%	85.09
1039	14/08/15	10:35:00	p.m.	9.543	13%	85.09
1040	14/08/15	10:40:00	p.m.	9.609	13%	85.09
1041	14/08/15	10:45:00	p.m.	9.52	13%	85.09
1042	14/08/15	10:50:00	p.m.	9.382	13%	85.09
1043	14/08/15	10:55:00	p.m.	9.238	13%	85.09
1044	14/08/15	11:00:00	p.m.	9.117	13%	85.09
1045	14/08/15	11:05:00	p.m.	8.993	12%	72.02
1046	14/08/15	11:10:00	p.m.	9.338	13%	85.09
1047	14/08/15	11:15:00	p.m.	9.099	13%	85.09
1048	14/08/15	11:20:00	p.m.	8.926	12%	72.02
1049	14/08/15	11:25:00	p.m.	9.058	13%	85.09
1050	14/08/15	11:30:00	p.m.	9.432	13%	85.09
1051	14/08/15	11:35:00	p.m.	9.045	13%	85.09
1052	14/08/15	11:40:00	p.m.	8.762	12%	72.02
1053	14/08/15	11:45:00	p.m.	8.667	12%	72.02
1054	14/08/15	11:50:00	p.m.	8.856	12%	72.02
1055	14/08/15	11:55:00	p.m.	8.926	12%	72.02
1056	15/08/15	12:00:00	a.m.	8.559	12%	72.02
1057	15/08/15	12:05:00	a.m.	8.395	12%	72.02
1058	15/08/15	12:10:00	a.m.	8.205	11%	60.04
1059	15/08/15	12:15:00	a.m.	8.257	11%	60.04
1060	15/08/15	12:20:00	a.m.	8.266	11%	60.04
1061	15/08/15	12:25:00	a.m.	8.133	11%	60.04
1062	15/08/15	12:30:00	a.m.	8.213	11%	60.04
1063	15/08/15	12:35:00	a.m.	8.026	11%	60.04
1064	15/08/15	12:40:00	a.m.	8.666	12%	72.02
1065	15/08/15	12:45:00	a.m.	9.187	13%	85.09
1066	15/08/15	12:50:00	a.m.	8.091	11%	60.04
1067	15/08/15	12:55:00	a.m.	8.487	12%	72.02
1068	15/08/15	01:00:00	a.m.	8.831	12%	72.02

N°	Fecha	Hora	am/pm	TIRANTE (CM) PUNTO P-16	TIRANTE (%)	Q (L/S) PUNTO P-16
1069	15/08/15	01:05:00	a.m.	7.904	11%	60.04
1070	15/08/15	01:10:00	a.m.	7.554	10%	49.16
1071	15/08/15	01:15:00	a.m.	7.174	10%	49.16
1072	15/08/15	01:20:00	a.m.	7.514	10%	49.16
1073	15/08/15	01:25:00	a.m.	7.73	11%	60.04
1074	15/08/15	01:30:00	a.m.	7.334	10%	49.16
1075	15/08/15	01:35:00	a.m.	7.773	11%	60.04
1076	15/08/15	01:40:00	a.m.	8.373	12%	72.02
1077	15/08/15	01:45:00	a.m.	8.302	12%	72.02
1078	15/08/15	01:50:00	a.m.	7.369	10%	49.16
1079	15/08/15	01:55:00	a.m.	7.039	10%	49.16
1080	15/08/15	02:00:00	a.m.	7.074	10%	49.16
1081	15/08/15	02:05:00	a.m.	7.124	10%	49.16
1082	15/08/15	02:10:00	a.m.	7.111	10%	49.16
1083	15/08/15	02:15:00	a.m.	7.041	10%	49.16
1084	15/08/15	02:20:00	a.m.	7.083	10%	49.16
1085	15/08/15	02:25:00	a.m.	7.056	10%	49.16
1086	15/08/15	02:30:00	a.m.	7.087	10%	49.16
1087	15/08/15	02:35:00	a.m.	7.123	10%	49.16
1088	15/08/15	02:40:00	a.m.	6.803	9%	39.38
1089	15/08/15	02:45:00	a.m.	7.01	10%	49.16
1090	15/08/15	02:50:00	a.m.	6.75	9%	39.38
1091	15/08/15	02:55:00	a.m.	6.734	9%	39.38
1092	15/08/15	03:00:00	a.m.	6.611	9%	39.38
1093	15/08/15	03:05:00	a.m.	6.774	9%	39.38
1094	15/08/15	03:10:00	a.m.	6.621	9%	39.38
1095	15/08/15	03:15:00	a.m.	6.753	9%	39.38
1096	15/08/15	03:20:00	a.m.	6.558	9%	39.38
1097	15/08/15	03:25:00	a.m.	6.466	9%	39.38
1098	15/08/15	03:30:00	a.m.	6.314	9%	39.38
1099	15/08/15	03:35:00	a.m.	6.212	9%	39.38
1100	15/08/15	03:40:00	a.m.	6.053	8%	30.71
1101	15/08/15	03:45:00	a.m.	6.302	9%	39.38
1102	15/08/15	03:50:00	a.m.	5.99	8%	30.71
1103	15/08/15	03:55:00	a.m.	5.906	8%	30.71
1104	15/08/15	04:00:00	a.m.	6.178	9%	39.38
1105	15/08/15	04:05:00	a.m.	6.07	8%	30.71
1106	15/08/15	04:10:00	a.m.	5.791	8%	30.71
1107	15/08/15	04:15:00	a.m.	5.802	8%	30.71
1108	15/08/15	04:20:00	a.m.	5.707	8%	30.71
1109	15/08/15	04:25:00	a.m.	5.708	8%	30.71
1110	15/08/15	04:30:00	a.m.	5.722	8%	30.71
1111	15/08/15	04:35:00	a.m.	5.683	8%	30.71

N°	Fecha	Hora	am/pm	TIRANTE (CM) PUNTO P-16	TIRANTE (%)	Q (L/S) PUNTO P-16	
1112	15/08/15	04:40:00	a.m.	5.665	8%	30.71	
1113	15/08/15	04:45:00	a.m.	5.668	8%	30.71	
1114	15/08/15	04:50:00	a.m.	5.525	8%	30.71	
1115	15/08/15	04:55:00	a.m.	5.542	8%	30.71	
1116	15/08/15	05:00:00	a.m.	5.595	8%	30.71	
1117	15/08/15	05:05:00	a.m.	5.783	8%	30.71	
1118	15/08/15	05:10:00	a.m.	5.574	8%	30.71	
1119	15/08/15	05:15:00	a.m.	5.472	8%	30.71	
1120	15/08/15	05:20:00	a.m.	5.534	8%	30.71	
1121	15/08/15	05:25:00	a.m.	5.777	8%	30.71	
1122	15/08/15	05:30:00	a.m.	5.641	8%	30.71	
1123	15/08/15	05:35:00	a.m.	5.664	8%	30.71	
1124	15/08/15	05:40:00	a.m.	5.5	8%	30.71	
1125	15/08/15	05:45:00	a.m.	5.481	8%	30.71	
1126	15/08/15	05:50:00	a.m.	5.612	8%	30.71	
1127	15/08/15	05:55:00	a.m.	5.482	8%	30.71	
1128	15/08/15	06:00:00	a.m.	5.548	8%	30.71	
1129	15/08/15	06:05:00	a.m.	5.746	8%	30.71	
1130	15/08/15	06:10:00	a.m.	5.566	8%	30.71	
1131	15/08/15	06:15:00	a.m.	5.564	8%	30.71	
1132	15/08/15	06:20:00	a.m.	5.485	8%	30.71	
1133	15/08/15	06:25:00	a.m.	5.591	8%	30.71	
1134	15/08/15	06:30:00	a.m.	5.802	8%	30.71	
1135	15/08/15	06:35:00	a.m.	5.905	8%	30.71	
1136	15/08/15	06:40:00	a.m.	5.982	8%	30.71	
1137	15/08/15	06:45:00	a.m.	6.46	9%	39.38	
1138	15/08/15	06:50:00	a.m.	6.379	9%	39.38	
1139	15/08/15	06:55:00	a.m.	6.265	9%	39.38	
1140	15/08/15	07:00:00	a.m.	6.354	9%	39.38	
1141	15/08/15	07:05:00	a.m.	7.139	10%	49.16	
1142	15/08/15	07:10:00	a.m.	6.875	10%	49.16	
1143	15/08/15	07:15:00	a.m.	6.646	9%	39.38	
1144	15/08/15	07:20:00	a.m.	6.73	9%	39.38	
1145	15/08/15	07:25:00	a.m.	6.771	9%	39.38	
1146	15/08/15	07:30:00	a.m.	7.015	10%	49.16	
1147	15/08/15	07:35:00	a.m.	7.061	10%	49.16	
1148	15/08/15	07:40:00	a.m.	7.162	10%	49.16	
1149	15/08/15	07:45:00	a.m.	7.421	10%	49.16	
1150	15/08/15	07:50:00	a.m.	7.726	11%	60.04	
1151	15/08/15	07:55:00	a.m.	8.189	11%	60.04	
1152	15/08/15	08:00:00	a.m.	7.842	11%	60.04	
				Max	12.54	17%	148.07
				Prom	9.39	13%	90.13

N°	Fecha	Hora	am/pm	TIRANTE (CM) PUNTO P-16	TIRANTE (%)	Q (L/S) PUNTO P-16
			Min	5.37	7%	23.14

2.8 PUNTO P-17 PUENTE PIEDRA

N°	Fecha	Hora	am/pm	TIRANTE (CM) PUNTO P-17	TIRANTE (%)	Q (L/S) PUNTO P-17
1	11/08/15	09:05:00	a.m.	25.987	46%	471.00
2	11/08/15	09:10:00	a.m.	25.8376	45%	453.12
3	11/08/15	09:15:00	a.m.	26.0584	46%	471.00
4	11/08/15	09:20:00	a.m.	26.1176	46%	471.00
5	11/08/15	09:25:00	a.m.	26.2128	46%	471.00
6	11/08/15	09:30:00	a.m.	26.1896	46%	471.00
7	11/08/15	09:35:00	a.m.	26.2104	46%	471.00
8	11/08/15	09:40:00	a.m.	25.996	46%	471.00
9	11/08/15	09:45:00	a.m.	26.4448	46%	471.00
10	11/08/15	09:50:00	a.m.	26.612	47%	489.03
11	11/08/15	09:55:00	a.m.	26.5048	46%	471.00
12	11/08/15	10:00:00	a.m.	26.6384	47%	489.03
13	11/08/15	10:05:00	a.m.	26.168	46%	471.00
14	11/08/15	10:10:00	a.m.	26.6	47%	489.03
15	11/08/15	10:15:00	a.m.	27.076	48%	507.21
16	11/08/15	10:20:00	a.m.	26.6984	47%	489.03
17	11/08/15	10:25:00	a.m.	26.8768	47%	489.03
18	11/08/15	10:30:00	a.m.	26.8352	47%	489.03
19	11/08/15	10:35:00	a.m.	26.6776	47%	489.03
20	11/08/15	10:40:00	a.m.	26.9272	47%	489.03
21	11/08/15	10:45:00	a.m.	27.764	49%	525.51
22	11/08/15	10:50:00	a.m.	27.2816	48%	507.21
23	11/08/15	10:55:00	a.m.	27.064	47%	489.03
24	11/08/15	11:00:00	a.m.	27.5856	48%	507.21
25	11/08/15	11:05:00	a.m.	27.4872	48%	507.21
26	11/08/15	11:10:00	a.m.	27.064	47%	489.03
27	11/08/15	11:15:00	a.m.	27.02	47%	489.03
28	11/08/15	11:20:00	a.m.	27.276	48%	507.21
29	11/08/15	11:25:00	a.m.	26.8352	47%	489.03
30	11/08/15	11:30:00	a.m.	27.0256	47%	489.03
31	11/08/15	11:35:00	a.m.	27.0736	47%	489.03
32	11/08/15	11:40:00	a.m.	26.9896	47%	489.03
33	11/08/15	11:45:00	a.m.	27.0136	47%	489.03
34	11/08/15	11:50:00	a.m.	27.1656	48%	507.21
35	11/08/15	11:55:00	a.m.	26.7816	47%	489.03

N°	Fecha	Hora	am/pm	TIRANTE (CM) PUNTO P-17	TIRANTE (%)	Q (L/S) PUNTO P-17
36	11/08/15	12:00:00	p.m.	26.7072	47%	489.03
37	11/08/15	12:05:00	p.m.	27.3616	48%	507.21
38	11/08/15	12:10:00	p.m.	27.5016	48%	507.21
39	11/08/15	12:15:00	p.m.	27.2432	48%	507.21
40	11/08/15	12:20:00	p.m.	28.588	50%	543.93
41	11/08/15	12:25:00	p.m.	28.0136	49%	525.51
42	11/08/15	12:30:00	p.m.	28.6416	50%	543.93
43	11/08/15	12:35:00	p.m.	27.9304	49%	525.51
44	11/08/15	12:40:00	p.m.	28.1504	49%	525.51
45	11/08/15	12:45:00	p.m.	29.16	51%	562.44
46	11/08/15	12:50:00	p.m.	28.472	50%	543.93
47	11/08/15	12:55:00	p.m.	28.3056	50%	543.93
48	11/08/15	01:00:00	p.m.	28.7432	50%	543.93
49	11/08/15	01:05:00	p.m.	28.0792	49%	525.51
50	11/08/15	01:10:00	p.m.	27.496	48%	507.21
51	11/08/15	01:15:00	p.m.	26.9096	47%	489.03
52	11/08/15	01:20:00	p.m.	27.148	48%	507.21
53	11/08/15	01:25:00	p.m.	27.0824	48%	507.21
54	11/08/15	01:30:00	p.m.	27.0136	47%	489.03
55	11/08/15	01:35:00	p.m.	27.1272	48%	507.21
56	11/08/15	01:40:00	p.m.	26.9336	47%	489.03
57	11/08/15	01:45:00	p.m.	26.8648	47%	489.03
58	11/08/15	01:50:00	p.m.	26.9872	47%	489.03
59	11/08/15	01:55:00	p.m.	27.1448	48%	507.21
60	11/08/15	02:00:00	p.m.	27.0496	47%	489.03
61	11/08/15	02:05:00	p.m.	27.0672	47%	489.03
62	11/08/15	02:10:00	p.m.	26.7432	47%	489.03
63	11/08/15	02:15:00	p.m.	27.9752	49%	525.51
64	11/08/15	02:20:00	p.m.	27.9216	49%	525.51
65	11/08/15	02:25:00	p.m.	27.996	49%	525.51
66	11/08/15	02:30:00	p.m.	27.692	49%	525.51
67	11/08/15	02:35:00	p.m.	27.9216	49%	525.51
68	11/08/15	02:40:00	p.m.	28.2552	50%	543.93
69	11/08/15	02:45:00	p.m.	28.5496	50%	543.93
70	11/08/15	02:50:00	p.m.	28.6512	50%	543.93
71	11/08/15	02:55:00	p.m.	28.7968	51%	562.44
72	11/08/15	03:00:00	p.m.	28.1624	49%	525.51
73	11/08/15	03:05:00	p.m.	27.984	49%	525.51
74	11/08/15	03:10:00	p.m.	28.416	50%	543.93
75	11/08/15	03:15:00	p.m.	28.3208	50%	543.93
76	11/08/15	03:20:00	p.m.	27.9392	49%	525.51
77	11/08/15	03:25:00	p.m.	28.4512	50%	543.93
78	11/08/15	03:30:00	p.m.	28.1984	49%	525.51

N°	Fecha	Hora	am/pm	TIRANTE (CM) PUNTO P-17	TIRANTE (%)	Q (L/S) PUNTO P-17
79	11/08/15	03:35:00	p.m.	28.1416	49%	525.51
80	11/08/15	03:40:00	p.m.	28.2576	50%	543.93
81	11/08/15	03:45:00	p.m.	27.9368	49%	525.51
82	11/08/15	03:50:00	p.m.	28.276	50%	543.93
83	11/08/15	03:55:00	p.m.	28.0016	49%	525.51
84	11/08/15	04:00:00	p.m.	28.0464	49%	525.51
85	11/08/15	04:05:00	p.m.	26.7576	47%	489.03
86	11/08/15	04:10:00	p.m.	27.6	48%	507.21
87	11/08/15	04:15:00	p.m.	27.368	48%	507.21
88	11/08/15	04:20:00	p.m.	26.728	47%	489.03
89	11/08/15	04:25:00	p.m.	27.0944	48%	507.21
90	11/08/15	04:30:00	p.m.	27.6832	49%	525.51
91	11/08/15	04:35:00	p.m.	27.5224	48%	507.21
92	11/08/15	04:40:00	p.m.	28.0648	49%	525.51
93	11/08/15	04:45:00	p.m.	27.6624	49%	525.51
94	11/08/15	04:50:00	p.m.	26.8888	47%	489.03
95	11/08/15	04:55:00	p.m.	26.3944	46%	471.00
96	11/08/15	05:00:00	p.m.	26.3824	46%	471.00
97	11/08/15	05:05:00	p.m.	27.4688	48%	507.21
98	11/08/15	05:10:00	p.m.	27.5288	48%	507.21
99	11/08/15	05:15:00	p.m.	26.8592	47%	489.03
100	11/08/15	05:20:00	p.m.	25.9392	46%	471.00
101	11/08/15	05:25:00	p.m.	26.008	46%	471.00
102	11/08/15	05:30:00	p.m.	26.3352	46%	471.00
103	11/08/15	05:35:00	p.m.	26.6152	47%	489.03
104	11/08/15	05:40:00	p.m.	26.4896	46%	471.00
105	11/08/15	05:45:00	p.m.	26.2848	46%	471.00
106	11/08/15	05:50:00	p.m.	25.9928	46%	471.00
107	11/08/15	05:55:00	p.m.	25.7544	45%	453.12
108	11/08/15	06:00:00	p.m.	25.8024	45%	453.12
109	11/08/15	06:05:00	p.m.	26.1656	46%	471.00
110	11/08/15	06:10:00	p.m.	26.1952	46%	471.00
111	11/08/15	06:15:00	p.m.	26.064	46%	471.00
112	11/08/15	06:20:00	p.m.	26.124	46%	471.00
113	11/08/15	06:25:00	p.m.	25.8824	45%	453.12
114	11/08/15	06:30:00	p.m.	25.8024	45%	453.12
115	11/08/15	06:35:00	p.m.	25.984	46%	471.00
116	11/08/15	06:40:00	p.m.	25.6	45%	453.12
117	11/08/15	06:45:00	p.m.	25.0376	44%	435.42
118	11/08/15	06:50:00	p.m.	25.3048	44%	435.42
119	11/08/15	06:55:00	p.m.	25.2904	44%	435.42
120	11/08/15	07:00:00	p.m.	25.0104	44%	435.42
121	11/08/15	07:05:00	p.m.	24.924	44%	435.42

N°	Fecha	Hora	am/pm	TIRANTE (CM) PUNTO P-17	TIRANTE (%)	Q (L/S) PUNTO P-17
122	11/08/15	07:10:00	p.m.	25.0104	44%	435.42
123	11/08/15	07:15:00	p.m.	24.8352	44%	435.42
124	11/08/15	07:20:00	p.m.	25.2904	44%	435.42
125	11/08/15	07:25:00	p.m.	25.8944	45%	453.12
126	11/08/15	07:30:00	p.m.	26.0496	46%	471.00
127	11/08/15	07:35:00	p.m.	25.6776	45%	453.12
128	11/08/15	07:40:00	p.m.	25.4776	45%	453.12
129	11/08/15	07:45:00	p.m.	25.4752	45%	453.12
130	11/08/15	07:50:00	p.m.	27.2224	48%	507.21
131	11/08/15	07:55:00	p.m.	26.6504	47%	489.03
132	11/08/15	08:00:00	p.m.	27.6504	49%	525.51
133	11/08/15	08:05:00	p.m.	26.704	47%	489.03
134	11/08/15	08:10:00	p.m.	27.6864	49%	525.51
135	11/08/15	08:15:00	p.m.	26.9096	47%	489.03
136	11/08/15	08:20:00	p.m.	26.9992	47%	489.03
137	11/08/15	08:25:00	p.m.	27.0552	47%	489.03
138	11/08/15	08:30:00	p.m.	25.716	45%	453.12
139	11/08/15	08:35:00	p.m.	26.716	47%	489.03
140	11/08/15	08:40:00	p.m.	25.912	45%	453.12
141	11/08/15	08:45:00	p.m.	26.0344	46%	471.00
142	11/08/15	08:50:00	p.m.	27.1656	48%	507.21
143	11/08/15	08:55:00	p.m.	26.3024	46%	471.00
144	11/08/15	09:00:00	p.m.	26.6032	47%	489.03
145	11/08/15	09:05:00	p.m.	26.0552	46%	471.00
146	11/08/15	09:10:00	p.m.	25.1888	44%	435.42
147	11/08/15	09:15:00	p.m.	24.7696	43%	417.90
148	11/08/15	09:20:00	p.m.	25.8616	45%	453.12
149	11/08/15	09:25:00	p.m.	25.9512	46%	471.00
150	11/08/15	09:30:00	p.m.	26.1896	46%	471.00
151	11/08/15	09:35:00	p.m.	25.4304	45%	453.12
152	11/08/15	09:40:00	p.m.	25.6656	45%	453.12
153	11/08/15	09:45:00	p.m.	24.9864	44%	435.42
154	11/08/15	09:50:00	p.m.	24.3112	43%	417.90
155	11/08/15	09:55:00	p.m.	24.2216	42%	400.58
156	11/08/15	10:00:00	p.m.	23.8528	42%	400.58
157	11/08/15	10:05:00	p.m.	23.2632	41%	383.47
158	11/08/15	10:10:00	p.m.	22.6352	40%	366.59
159	11/08/15	10:15:00	p.m.	23.0904	41%	383.47
160	11/08/15	10:20:00	p.m.	22.8344	40%	366.59
161	11/08/15	10:25:00	p.m.	22.8136	40%	366.59
162	11/08/15	10:30:00	p.m.	22.4176	39%	349.95
163	11/08/15	10:35:00	p.m.	22.704	40%	366.59
164	11/08/15	10:40:00	p.m.	22.5728	40%	366.59

N°	Fecha	Hora	am/pm	TIRANTE (CM) PUNTO P-17	TIRANTE (%)	Q (L/S) PUNTO P-17
165	11/08/15	10:45:00	p.m.	22.772	40%	366.59
166	11/08/15	10:50:00	p.m.	24.2904	43%	417.90
167	11/08/15	10:55:00	p.m.	23.8232	42%	400.58
168	11/08/15	11:00:00	p.m.	22.692	40%	366.59
169	11/08/15	11:05:00	p.m.	23.344	41%	383.47
170	11/08/15	11:10:00	p.m.	23.0456	40%	366.59
171	11/08/15	11:15:00	p.m.	23.2632	41%	383.47
172	11/08/15	11:20:00	p.m.	22.7928	40%	366.59
173	11/08/15	11:25:00	p.m.	23.796	42%	400.58
174	11/08/15	11:30:00	p.m.	23.2928	41%	383.47
175	11/08/15	11:35:00	p.m.	23.5368	41%	383.47
176	11/08/15	11:40:00	p.m.	22.2664	39%	349.95
177	11/08/15	11:45:00	p.m.	21.9504	39%	349.95
178	11/08/15	11:50:00	p.m.	21.3016	37%	317.44
179	11/08/15	11:55:00	p.m.	21.4776	38%	333.56
180	12/08/15	12:00:00	a.m.	21.5488	38%	333.56
181	12/08/15	12:05:00	a.m.	21.2032	37%	317.44
182	12/08/15	12:10:00	a.m.	21.3824	38%	333.56
183	12/08/15	12:15:00	a.m.	21.8104	38%	333.56
184	12/08/15	12:20:00	a.m.	21.248	37%	317.44
185	12/08/15	12:25:00	a.m.	21.12	37%	317.44
186	12/08/15	12:30:00	a.m.	21.1592	37%	317.44
187	12/08/15	12:35:00	a.m.	21.2304	37%	317.44
188	12/08/15	12:40:00	a.m.	21.3728	37%	317.44
189	12/08/15	12:45:00	a.m.	21.3464	37%	317.44
190	12/08/15	12:50:00	a.m.	21.3376	37%	317.44
191	12/08/15	12:55:00	a.m.	21.4984	38%	333.56
192	12/08/15	01:00:00	a.m.	21.132	37%	317.44
193	12/08/15	01:05:00	a.m.	21.2544	37%	317.44
194	12/08/15	01:10:00	a.m.	21.168	37%	317.44
195	12/08/15	01:15:00	a.m.	21.1376	37%	317.44
196	12/08/15	01:20:00	a.m.	20.9176	37%	317.44
197	12/08/15	01:25:00	a.m.	21.2336	37%	317.44
198	12/08/15	01:30:00	a.m.	21.5904	38%	333.56
199	12/08/15	01:35:00	a.m.	21.2512	37%	317.44
200	12/08/15	01:40:00	a.m.	21.4152	38%	333.56
201	12/08/15	01:45:00	a.m.	20.9568	37%	317.44
202	12/08/15	01:50:00	a.m.	20.5072	36%	301.59
203	12/08/15	01:55:00	a.m.	20.7304	36%	301.59
204	12/08/15	02:00:00	a.m.	20.5728	36%	301.59
205	12/08/15	02:05:00	a.m.	19.7416	35%	286.04
206	12/08/15	02:10:00	a.m.	19.6232	34%	270.79
207	12/08/15	02:15:00	a.m.	19.2152	34%	270.79

N°	Fecha	Hora	am/pm	TIRANTE (CM) PUNTO P-17	TIRANTE (%)	Q (L/S) PUNTO P-17
208	12/08/15	02:20:00	a.m.	19.2208	34%	270.79
209	12/08/15	02:25:00	a.m.	20.5512	36%	301.59
210	12/08/15	02:30:00	a.m.	20.144	35%	286.04
211	12/08/15	02:35:00	a.m.	19.6824	35%	286.04
212	12/08/15	02:40:00	a.m.	21.1888	37%	317.44
213	12/08/15	02:45:00	a.m.	20.7568	36%	301.59
214	12/08/15	02:50:00	a.m.	20.6824	36%	301.59
215	12/08/15	02:55:00	a.m.	21.1056	37%	317.44
216	12/08/15	03:00:00	a.m.	20.6496	36%	301.59
217	12/08/15	03:05:00	a.m.	21.18	37%	317.44
218	12/08/15	03:10:00	a.m.	20.4056	36%	301.59
219	12/08/15	03:15:00	a.m.	19.5368	34%	270.79
220	12/08/15	03:20:00	a.m.	19.2928	34%	270.79
221	12/08/15	03:25:00	a.m.	19.2928	34%	270.79
222	12/08/15	03:30:00	a.m.	18.7392	33%	255.85
223	12/08/15	03:35:00	a.m.	19.2392	34%	270.79
224	12/08/15	03:40:00	a.m.	19.1704	34%	270.79
225	12/08/15	03:45:00	a.m.	19.5784	34%	270.79
226	12/08/15	03:50:00	a.m.	19.2568	34%	270.79
227	12/08/15	03:55:00	a.m.	18.8728	33%	255.85
228	12/08/15	04:00:00	a.m.	19.2152	34%	270.79
229	12/08/15	04:05:00	a.m.	19.7208	35%	286.04
230	12/08/15	04:10:00	a.m.	19.62	34%	270.79
231	12/08/15	04:15:00	a.m.	19.2896	34%	270.79
232	12/08/15	04:20:00	a.m.	19.2328	34%	270.79
233	12/08/15	04:25:00	a.m.	19.0216	33%	255.85
234	12/08/15	04:30:00	a.m.	19.8104	35%	286.04
235	12/08/15	04:35:00	a.m.	19.6976	35%	286.04
236	12/08/15	04:40:00	a.m.	19.5664	34%	270.79
237	12/08/15	04:45:00	a.m.	19.1792	34%	270.79
238	12/08/15	04:50:00	a.m.	19.572	34%	270.79
239	12/08/15	04:55:00	a.m.	19.5488	34%	270.79
240	12/08/15	05:00:00	a.m.	18.6136	33%	255.85
241	12/08/15	05:05:00	a.m.	19.2032	34%	270.79
242	12/08/15	05:10:00	a.m.	18.6016	33%	255.85
243	12/08/15	05:15:00	a.m.	19.584	34%	270.79
244	12/08/15	05:20:00	a.m.	18.9144	33%	255.85
245	12/08/15	05:25:00	a.m.	19.4352	34%	270.79
246	12/08/15	05:30:00	a.m.	19.2776	34%	270.79
247	12/08/15	05:35:00	a.m.	19.8136	35%	286.04
248	12/08/15	05:40:00	a.m.	18.748	33%	255.85
249	12/08/15	05:45:00	a.m.	18.096	32%	241.24
250	12/08/15	05:50:00	a.m.	18.992	33%	255.85

N°	Fecha	Hora	am/pm	TIRANTE (CM) PUNTO P-17	TIRANTE (%)	Q (L/S) PUNTO P-17
251	12/08/15	05:55:00	a.m.	19.3016	34%	270.79
252	12/08/15	06:00:00	a.m.	19.2808	34%	270.79
253	12/08/15	06:05:00	a.m.	19.0632	33%	255.85
254	12/08/15	06:10:00	a.m.	19.7392	35%	286.04
255	12/08/15	06:15:00	a.m.	20.4416	36%	301.59
256	12/08/15	06:20:00	a.m.	18.4888	32%	241.24
257	12/08/15	06:25:00	a.m.	18.4944	32%	241.24
258	12/08/15	06:30:00	a.m.	20.0632	35%	286.04
259	12/08/15	06:35:00	a.m.	18.956	33%	255.85
260	12/08/15	06:40:00	a.m.	20.2328	35%	286.04
261	12/08/15	06:45:00	a.m.	18.3344	32%	241.24
262	12/08/15	06:50:00	a.m.	21.784	38%	333.56
263	12/08/15	06:55:00	a.m.	21.096	37%	317.44
264	12/08/15	07:00:00	a.m.	21.6768	38%	333.56
265	12/08/15	07:05:00	a.m.	22.6736	40%	366.59
266	12/08/15	07:10:00	a.m.	22.3408	39%	349.95
267	12/08/15	07:15:00	a.m.	24.284	43%	417.90
268	12/08/15	07:20:00	a.m.	23.96	42%	400.58
269	12/08/15	07:25:00	a.m.	23.4088	41%	383.47
270	12/08/15	07:30:00	a.m.	24.844	44%	435.42
271	12/08/15	07:35:00	a.m.	24.5432	43%	417.90
272	12/08/15	07:40:00	a.m.	24.9032	44%	435.42
273	12/08/15	07:45:00	a.m.	24.784	43%	417.90
274	12/08/15	07:50:00	a.m.	25.2992	44%	435.42
275	12/08/15	07:55:00	a.m.	26.2488	46%	471.00
276	12/08/15	08:00:00	a.m.	26.3824	46%	471.00
277	12/08/15	08:05:00	a.m.	25.7936	45%	453.12
278	12/08/15	08:10:00	a.m.	25.7816	45%	453.12
279	12/08/15	08:15:00	a.m.	25.1744	44%	435.42
280	12/08/15	08:20:00	a.m.	27.2192	48%	507.21
281	12/08/15	08:25:00	a.m.	27.6864	49%	525.51
282	12/08/15	08:30:00	a.m.	27.484	48%	507.21
283	12/08/15	08:35:00	a.m.	28.2312	50%	543.93
284	12/08/15	08:40:00	a.m.	27.9664	49%	525.51
285	12/08/15	08:45:00	a.m.	27.5432	48%	507.21
286	12/08/15	08:50:00	a.m.	28.1392	49%	525.51
287	12/08/15	08:55:00	a.m.	27.7432	49%	525.51
288	12/08/15	09:00:00	a.m.	28.4576	50%	543.93
289	12/08/15	09:05:00	a.m.	27.9992	49%	525.51
290	12/08/15	09:10:00	a.m.	27.9336	49%	525.51
291	12/08/15	09:15:00	a.m.	27.3472	48%	507.21
292	12/08/15	09:20:00	a.m.	27.4632	48%	507.21
293	12/08/15	09:25:00	a.m.	27.1536	48%	507.21

N°	Fecha	Hora	am/pm	TIRANTE (CM) PUNTO P-17	TIRANTE (%)	Q (L/S) PUNTO P-17
294	12/08/15	09:30:00	a.m.	27.5048	48%	507.21
295	12/08/15	09:35:00	a.m.	27.7784	49%	525.51
296	12/08/15	09:40:00	a.m.	27.5048	48%	507.21
297	12/08/15	09:45:00	a.m.	27.6624	49%	525.51
298	12/08/15	09:50:00	a.m.	28.0672	49%	525.51
299	12/08/15	09:55:00	a.m.	28.0912	49%	525.51
300	12/08/15	10:00:00	a.m.	27.7608	49%	525.51
301	12/08/15	10:05:00	a.m.	27.4184	48%	507.21
302	12/08/15	10:10:00	a.m.	27.0104	47%	489.03
303	12/08/15	10:15:00	a.m.	26.3528	46%	471.00
304	12/08/15	10:20:00	a.m.	26.88	47%	489.03
305	12/08/15	10:25:00	a.m.	27.1656	48%	507.21
306	12/08/15	10:30:00	a.m.	26.9216	47%	489.03
307	12/08/15	10:35:00	a.m.	26.8024	47%	489.03
308	12/08/15	10:40:00	a.m.	26.7664	47%	489.03
309	12/08/15	10:45:00	a.m.	27.1296	48%	507.21
310	12/08/15	10:50:00	a.m.	27.776	49%	525.51
311	12/08/15	10:55:00	a.m.	27.6536	49%	525.51
312	12/08/15	11:00:00	a.m.	28.3528	50%	543.93
313	12/08/15	11:05:00	a.m.	28.4544	50%	543.93
314	12/08/15	11:10:00	a.m.	27.6808	49%	525.51
315	12/08/15	11:15:00	a.m.	27.2128	48%	507.21
316	12/08/15	11:20:00	a.m.	27.4992	48%	507.21
317	12/08/15	11:25:00	a.m.	27.7248	49%	525.51
318	12/08/15	11:30:00	a.m.	27.8408	49%	525.51
319	12/08/15	11:35:00	a.m.	28.74	50%	543.93
320	12/08/15	11:40:00	a.m.	28.4184	50%	543.93
321	12/08/15	11:45:00	a.m.	28.7072	50%	543.93
322	12/08/15	11:50:00	a.m.	28.2848	50%	543.93
323	12/08/15	11:55:00	a.m.	27.972	49%	525.51
324	12/08/15	12:00:00	p.m.	27.9928	49%	525.51
325	12/08/15	12:05:00	p.m.	27.948	49%	525.51
326	12/08/15	12:10:00	p.m.	27.7904	49%	525.51
327	12/08/15	12:15:00	p.m.	27.9808	49%	525.51
328	12/08/15	12:20:00	p.m.	28.088	49%	525.51
329	12/08/15	12:25:00	p.m.	28.4128	50%	543.93
330	12/08/15	12:30:00	p.m.	28.3208	50%	543.93
331	12/08/15	12:35:00	p.m.	28.0968	49%	525.51
332	12/08/15	12:40:00	p.m.	28.392	50%	543.93
333	12/08/15	12:45:00	p.m.	28.3296	50%	543.93
334	12/08/15	12:50:00	p.m.	28.3112	50%	543.93
335	12/08/15	12:55:00	p.m.	28.6328	50%	543.93
336	12/08/15	01:00:00	p.m.	29.1688	51%	562.44

N°	Fecha	Hora	am/pm	TIRANTE (CM) PUNTO P-17	TIRANTE (%)	Q (L/S) PUNTO P-17
337	12/08/15	01:05:00	p.m.	29.1656	51%	562.44
338	12/08/15	01:10:00	p.m.	29.1	51%	562.44
339	12/08/15	01:15:00	p.m.	29.2848	51%	562.44
340	12/08/15	01:20:00	p.m.	29.1392	51%	562.44
341	12/08/15	01:25:00	p.m.	29.4096	52%	581.04
342	12/08/15	01:30:00	p.m.	29.2136	51%	562.44
343	12/08/15	01:35:00	p.m.	28.8472	51%	562.44
344	12/08/15	01:40:00	p.m.	28.9128	51%	562.44
345	12/08/15	01:45:00	p.m.	28.8	51%	562.44
346	12/08/15	01:50:00	p.m.	28.6808	50%	543.93
347	12/08/15	01:55:00	p.m.	28.4488	50%	543.93
348	12/08/15	02:00:00	p.m.	28.4632	50%	543.93
349	12/08/15	02:05:00	p.m.	28.6984	50%	543.93
350	12/08/15	02:10:00	p.m.	28.6512	50%	543.93
351	12/08/15	02:15:00	p.m.	28.9696	51%	562.44
352	12/08/15	02:20:00	p.m.	28.3416	50%	543.93
353	12/08/15	02:25:00	p.m.	28.5528	50%	543.93
354	12/08/15	02:30:00	p.m.	28.2344	50%	543.93
355	12/08/15	02:35:00	p.m.	28.6208	50%	543.93
356	12/08/15	02:40:00	p.m.	28.1184	49%	525.51
357	12/08/15	02:45:00	p.m.	28.6	50%	543.93
358	12/08/15	02:50:00	p.m.	28.66	50%	543.93
359	12/08/15	02:55:00	p.m.	28.5464	50%	543.93
360	12/08/15	03:00:00	p.m.	28.1184	49%	525.51
361	12/08/15	03:05:00	p.m.	27.9272	49%	525.51
362	12/08/15	03:10:00	p.m.	28.1416	49%	525.51
363	12/08/15	03:15:00	p.m.	28.3024	50%	543.93
364	12/08/15	03:20:00	p.m.	28.0496	49%	525.51
365	12/08/15	03:25:00	p.m.	28.0824	49%	525.51
366	12/08/15	03:30:00	p.m.	28.0792	49%	525.51
367	12/08/15	03:35:00	p.m.	28.3416	50%	543.93
368	12/08/15	03:40:00	p.m.	28.0528	49%	525.51
369	12/08/15	03:45:00	p.m.	28.2696	50%	543.93
370	12/08/15	03:50:00	p.m.	28.2816	50%	543.93
371	12/08/15	03:55:00	p.m.	28.3144	50%	543.93
372	12/08/15	04:00:00	p.m.	28.2696	50%	543.93
373	12/08/15	04:05:00	p.m.	28.4544	50%	543.93
374	12/08/15	04:10:00	p.m.	28.6416	50%	543.93
375	12/08/15	04:15:00	p.m.	28.416	50%	543.93
376	12/08/15	04:20:00	p.m.	28.3624	50%	543.93
377	12/08/15	04:25:00	p.m.	28.3264	50%	543.93
378	12/08/15	04:30:00	p.m.	28.2016	49%	525.51
379	12/08/15	04:35:00	p.m.	28.3088	50%	543.93

N°	Fecha	Hora	am/pm	TIRANTE (CM) PUNTO P-17	TIRANTE (%)	Q (L/S) PUNTO P-17
380	12/08/15	04:40:00	p.m.	28.3416	50%	543.93
381	12/08/15	04:45:00	p.m.	28.2904	50%	543.93
382	12/08/15	04:50:00	p.m.	28.5048	50%	543.93
383	12/08/15	04:55:00	p.m.	28.9392	51%	562.44
384	12/08/15	05:00:00	p.m.	28.636	50%	543.93
385	12/08/15	05:05:00	p.m.	28.532	50%	543.93
386	12/08/15	05:10:00	p.m.	28.4752	50%	543.93
387	12/08/15	05:15:00	p.m.	28.332	50%	543.93
388	12/08/15	05:20:00	p.m.	28.38	50%	543.93
389	12/08/15	05:25:00	p.m.	28.3888	50%	543.93
390	12/08/15	05:30:00	p.m.	28.2552	50%	543.93
391	12/08/15	05:35:00	p.m.	27.9248	49%	525.51
392	12/08/15	05:40:00	p.m.	27.7016	49%	525.51
393	12/08/15	05:45:00	p.m.	27.308	48%	507.21
394	12/08/15	05:50:00	p.m.	27.564	48%	507.21
395	12/08/15	05:55:00	p.m.	27.3264	48%	507.21
396	12/08/15	06:00:00	p.m.	27.6624	49%	525.51
397	12/08/15	06:05:00	p.m.	27.5528	48%	507.21
398	12/08/15	06:10:00	p.m.	27.1568	48%	507.21
399	12/08/15	06:15:00	p.m.	26.7848	47%	489.03
400	12/08/15	06:20:00	p.m.	26.844	47%	489.03
401	12/08/15	06:25:00	p.m.	27.472	48%	507.21
402	12/08/15	06:30:00	p.m.	27.436	48%	507.21
403	12/08/15	06:35:00	p.m.	27.4632	48%	507.21
404	12/08/15	06:40:00	p.m.	27.064	47%	489.03
405	12/08/15	06:45:00	p.m.	25.8288	45%	453.12
406	12/08/15	06:50:00	p.m.	25.7456	45%	453.12
407	12/08/15	06:55:00	p.m.	26.168	46%	471.00
408	12/08/15	07:00:00	p.m.	25.924	45%	453.12
409	12/08/15	07:05:00	p.m.	25.5312	45%	453.12
410	12/08/15	07:10:00	p.m.	25.9568	46%	471.00
411	12/08/15	07:15:00	p.m.	26.2816	46%	471.00
412	12/08/15	07:20:00	p.m.	26.8616	47%	489.03
413	12/08/15	07:25:00	p.m.	26.936	47%	489.03
414	12/08/15	07:30:00	p.m.	26.6656	47%	489.03
415	12/08/15	07:35:00	p.m.	26.1832	46%	471.00
416	12/08/15	07:40:00	p.m.	26.1536	46%	471.00
417	12/08/15	07:45:00	p.m.	25.9632	46%	471.00
418	12/08/15	07:50:00	p.m.	26.2816	46%	471.00
419	12/08/15	07:55:00	p.m.	26.2456	46%	471.00
420	12/08/15	08:00:00	p.m.	25.9424	46%	471.00
421	12/08/15	08:05:00	p.m.	25.5224	45%	453.12
422	12/08/15	08:10:00	p.m.	25.6056	45%	453.12

N°	Fecha	Hora	am/pm	TIRANTE (CM) PUNTO P-17	TIRANTE (%)	Q (L/S) PUNTO P-17
423	12/08/15	08:15:00	p.m.	25.8264	45%	453.12
424	12/08/15	08:20:00	p.m.	25.448	45%	453.12
425	12/08/15	08:25:00	p.m.	25.7096	45%	453.12
426	12/08/15	08:30:00	p.m.	25.2696	44%	435.42
427	12/08/15	08:35:00	p.m.	25.5464	45%	453.12
428	12/08/15	08:40:00	p.m.	25.3232	44%	435.42
429	12/08/15	08:45:00	p.m.	25.3648	44%	435.42
430	12/08/15	08:50:00	p.m.	25.3768	45%	453.12
431	12/08/15	08:55:00	p.m.	25.2728	44%	435.42
432	12/08/15	09:00:00	p.m.	25.1208	44%	435.42
433	12/08/15	09:05:00	p.m.	25.216	44%	435.42
434	12/08/15	09:10:00	p.m.	24.6176	43%	417.90
435	12/08/15	09:15:00	p.m.	24.0104	42%	400.58
436	12/08/15	09:20:00	p.m.	23.948	42%	400.58
437	12/08/15	09:25:00	p.m.	23.7992	42%	400.58
438	12/08/15	09:30:00	p.m.	24.0728	42%	400.58
439	12/08/15	09:35:00	p.m.	23.9184	42%	400.58
440	12/08/15	09:40:00	p.m.	23.8528	42%	400.58
441	12/08/15	09:45:00	p.m.	24.076	42%	400.58
442	12/08/15	09:50:00	p.m.	23.9392	42%	400.58
443	12/08/15	09:55:00	p.m.	23.4448	41%	383.47
444	12/08/15	10:00:00	p.m.	23.04	40%	366.59
445	12/08/15	10:05:00	p.m.	23.0816	40%	366.59
446	12/08/15	10:10:00	p.m.	24.0464	42%	400.58
447	12/08/15	10:15:00	p.m.	23.192	41%	383.47
448	12/08/15	10:20:00	p.m.	23.1416	41%	383.47
449	12/08/15	10:25:00	p.m.	22.1112	39%	349.95
450	12/08/15	10:30:00	p.m.	21.9592	39%	349.95
451	12/08/15	10:35:00	p.m.	21.8824	38%	333.56
452	12/08/15	10:40:00	p.m.	21.7776	38%	333.56
453	12/08/15	10:45:00	p.m.	21.7664	38%	333.56
454	12/08/15	10:50:00	p.m.	22.1616	39%	349.95
455	12/08/15	10:55:00	p.m.	22.1056	39%	349.95
456	12/08/15	11:00:00	p.m.	22.0104	39%	349.95
457	12/08/15	11:05:00	p.m.	22.1056	39%	349.95
458	12/08/15	11:10:00	p.m.	21.912	38%	333.56
459	12/08/15	11:15:00	p.m.	22.1264	39%	349.95
460	12/08/15	11:20:00	p.m.	21.8256	38%	333.56
461	12/08/15	11:25:00	p.m.	21.8496	38%	333.56
462	12/08/15	11:30:00	p.m.	22.2688	39%	349.95
463	12/08/15	11:35:00	p.m.	22.6888	40%	366.59
464	12/08/15	11:40:00	p.m.	21.9176	38%	333.56
465	12/08/15	11:45:00	p.m.	22.2152	39%	349.95

N°	Fecha	Hora	am/pm	TIRANTE (CM) PUNTO P-17	TIRANTE (%)	Q (L/S) PUNTO P-17
466	12/08/15	11:50:00	p.m.	22.2992	39%	349.95
467	12/08/15	11:55:00	p.m.	21.8616	38%	333.56
468	13/08/15	12:00:00	a.m.	21.6496	38%	333.56
469	13/08/15	12:05:00	a.m.	21.4712	38%	333.56
470	13/08/15	12:10:00	a.m.	21.4152	38%	333.56
471	13/08/15	12:15:00	a.m.	21.6888	38%	333.56
472	13/08/15	12:20:00	a.m.	21.912	38%	333.56
473	13/08/15	12:25:00	a.m.	21.5456	38%	333.56
474	13/08/15	12:30:00	a.m.	21.6352	38%	333.56
475	13/08/15	12:35:00	a.m.	21.5664	38%	333.56
476	13/08/15	12:40:00	a.m.	21.0456	37%	317.44
477	13/08/15	12:45:00	a.m.	21.1024	37%	317.44
478	13/08/15	12:50:00	a.m.	21.2152	37%	317.44
479	13/08/15	12:55:00	a.m.	21.2032	37%	317.44
480	13/08/15	01:00:00	a.m.	21.9176	38%	333.56
481	13/08/15	01:05:00	a.m.	21.5936	38%	333.56
482	13/08/15	01:10:00	a.m.	21.9264	38%	333.56
483	13/08/15	01:15:00	a.m.	21.5816	38%	333.56
484	13/08/15	01:20:00	a.m.	20.748	36%	301.59
485	13/08/15	01:25:00	a.m.	21.4056	38%	333.56
486	13/08/15	01:30:00	a.m.	20.7808	36%	301.59
487	13/08/15	01:35:00	a.m.	20.2216	35%	286.04
488	13/08/15	01:40:00	a.m.	20.1976	35%	286.04
489	13/08/15	01:45:00	a.m.	20.096	35%	286.04
490	13/08/15	01:50:00	a.m.	20.5544	36%	301.59
491	13/08/15	01:55:00	a.m.	20.4744	36%	301.59
492	13/08/15	02:00:00	a.m.	20.48	36%	301.59
493	13/08/15	02:05:00	a.m.	20.212	35%	286.04
494	13/08/15	02:10:00	a.m.	20.284	36%	301.59
495	13/08/15	02:15:00	a.m.	20.3048	36%	301.59
496	13/08/15	02:20:00	a.m.	20.3792	36%	301.59
497	13/08/15	02:25:00	a.m.	20.5192	36%	301.59
498	13/08/15	02:30:00	a.m.	20.2928	36%	301.59
499	13/08/15	02:35:00	a.m.	19.9656	35%	286.04
500	13/08/15	02:40:00	a.m.	20.028	35%	286.04
501	13/08/15	02:45:00	a.m.	19.4352	34%	270.79
502	13/08/15	02:50:00	a.m.	20.9352	37%	317.44
503	13/08/15	02:55:00	a.m.	20.8048	36%	301.59
504	13/08/15	03:00:00	a.m.	20.1232	35%	286.04
505	13/08/15	03:05:00	a.m.	19.2536	34%	270.79
506	13/08/15	03:10:00	a.m.	19.8792	35%	286.04
507	13/08/15	03:15:00	a.m.	19.6136	34%	270.79
508	13/08/15	03:20:00	a.m.	19.5664	34%	270.79

N°	Fecha	Hora	am/pm	TIRANTE (CM) PUNTO P-17	TIRANTE (%)	Q (L/S) PUNTO P-17
509	13/08/15	03:25:00	a.m.	19.3072	34%	270.79
510	13/08/15	03:30:00	a.m.	19.6112	34%	270.79
511	13/08/15	03:35:00	a.m.	19.5072	34%	270.79
512	13/08/15	03:40:00	a.m.	20.0096	35%	286.04
513	13/08/15	03:45:00	a.m.	19.9264	35%	286.04
514	13/08/15	03:50:00	a.m.	19.8488	35%	286.04
515	13/08/15	03:55:00	a.m.	19.9472	35%	286.04
516	13/08/15	04:00:00	a.m.	20.0512	35%	286.04
517	13/08/15	04:05:00	a.m.	20.0632	35%	286.04
518	13/08/15	04:10:00	a.m.	19.6136	34%	270.79
519	13/08/15	04:15:00	a.m.	19.712	35%	286.04
520	13/08/15	04:20:00	a.m.	19.8072	35%	286.04
521	13/08/15	04:25:00	a.m.	19.7688	35%	286.04
522	13/08/15	04:30:00	a.m.	19.3816	34%	270.79
523	13/08/15	04:35:00	a.m.	19.1376	34%	270.79
524	13/08/15	04:40:00	a.m.	19.2984	34%	270.79
525	13/08/15	04:45:00	a.m.	19.572	34%	270.79
526	13/08/15	04:50:00	a.m.	19.596	34%	270.79
527	13/08/15	04:55:00	a.m.	19.7208	35%	286.04
528	13/08/15	05:00:00	a.m.	19.9384	35%	286.04
529	13/08/15	05:05:00	a.m.	19.0064	33%	255.85
530	13/08/15	05:10:00	a.m.	20.0936	35%	286.04
531	13/08/15	05:15:00	a.m.	19.724	35%	286.04
532	13/08/15	05:20:00	a.m.	20.072	35%	286.04
533	13/08/15	05:25:00	a.m.	19.8016	35%	286.04
534	13/08/15	05:30:00	a.m.	19.5128	34%	270.79
535	13/08/15	05:35:00	a.m.	19.7776	35%	286.04
536	13/08/15	05:40:00	a.m.	19.4744	34%	270.79
537	13/08/15	05:45:00	a.m.	20.0936	35%	286.04
538	13/08/15	05:50:00	a.m.	19.9384	35%	286.04
539	13/08/15	05:55:00	a.m.	19.8256	35%	286.04
540	13/08/15	06:00:00	a.m.	19.0216	33%	255.85
541	13/08/15	06:05:00	a.m.	19.1112	34%	270.79
542	13/08/15	06:10:00	a.m.	20.6048	36%	301.59
543	13/08/15	06:15:00	a.m.	20.1616	35%	286.04
544	13/08/15	06:20:00	a.m.	19.0368	33%	255.85
545	13/08/15	06:25:00	a.m.	19.3224	34%	270.79
546	13/08/15	06:30:00	a.m.	19.7984	35%	286.04
547	13/08/15	06:35:00	a.m.	20.4056	36%	301.59
548	13/08/15	06:40:00	a.m.	20.0336	35%	286.04
549	13/08/15	06:45:00	a.m.	20.1584	35%	286.04
550	13/08/15	06:50:00	a.m.	21.1648	37%	317.44
551	13/08/15	06:55:00	a.m.	21.596	38%	333.56

N°	Fecha	Hora	am/pm	TIRANTE (CM) PUNTO P-17	TIRANTE (%)	Q (L/S) PUNTO P-17
552	13/08/15	07:00:00	a.m.	22.608	40%	366.59
553	13/08/15	07:05:00	a.m.	22.748	40%	366.59
554	13/08/15	07:10:00	a.m.	22.8968	40%	366.59
555	13/08/15	07:15:00	a.m.	23.576	41%	383.47
556	13/08/15	07:20:00	a.m.	23.2784	41%	383.47
557	13/08/15	07:25:00	a.m.	23.7064	42%	400.58
558	13/08/15	07:30:00	a.m.	24.3464	43%	417.90
559	13/08/15	07:35:00	a.m.	24.1232	42%	400.58
560	13/08/15	07:40:00	a.m.	24.4184	43%	417.90
561	13/08/15	07:45:00	a.m.	24.7608	43%	417.90
562	13/08/15	07:50:00	a.m.	25.1952	44%	435.42
563	13/08/15	07:55:00	a.m.	25.2008	44%	435.42
564	13/08/15	08:00:00	a.m.	25.3704	45%	453.12
565	13/08/15	08:05:00	a.m.	27.2816	48%	507.21
566	13/08/15	08:10:00	a.m.	27.216	48%	507.21
567	13/08/15	08:15:00	a.m.	27.204	48%	507.21
568	13/08/15	08:20:00	a.m.	27.5376	48%	507.21
569	13/08/15	08:25:00	a.m.	27.228	48%	507.21
570	13/08/15	08:30:00	a.m.	26.9992	47%	489.03
571	13/08/15	08:35:00	a.m.	27.5672	48%	507.21
572	13/08/15	08:40:00	a.m.	27.8144	49%	525.51
573	13/08/15	08:45:00	a.m.	27.5792	48%	507.21
574	13/08/15	08:50:00	a.m.	27.3024	48%	507.21
575	13/08/15	08:55:00	a.m.	27.5376	48%	507.21
576	13/08/15	09:00:00	a.m.	27.984	49%	525.51
577	13/08/15	09:05:00	a.m.	27.728	49%	525.51
578	13/08/15	09:10:00	a.m.	27.3592	48%	507.21
579	13/08/15	09:15:00	a.m.	27.7992	49%	525.51
580	13/08/15	09:20:00	a.m.	27.6624	49%	525.51
581	13/08/15	09:25:00	a.m.	27.576	48%	507.21
582	13/08/15	09:30:00	a.m.	27.4752	48%	507.21
583	13/08/15	09:35:00	a.m.	27.2128	48%	507.21
584	13/08/15	09:40:00	a.m.	27.3504	48%	507.21
585	13/08/15	09:45:00	a.m.	27.2576	48%	507.21
586	13/08/15	09:50:00	a.m.	26.3944	46%	471.00
587	13/08/15	09:55:00	a.m.	26.3264	46%	471.00
588	13/08/15	10:00:00	a.m.	26.6744	47%	489.03
589	13/08/15	10:05:00	a.m.	27.0616	47%	489.03
590	13/08/15	10:10:00	a.m.	26.808	47%	489.03
591	13/08/15	10:15:00	a.m.	27.776	49%	525.51
592	13/08/15	10:20:00	a.m.	27.7696	49%	525.51
593	13/08/15	10:25:00	a.m.	27.6504	49%	525.51
594	13/08/15	10:30:00	a.m.	29.8	52%	581.04

N°	Fecha	Hora	am/pm	TIRANTE (CM) PUNTO P-17	TIRANTE (%)	Q (L/S) PUNTO P-17
595	13/08/15	10:35:00	a.m.	28.46	50%	543.93
596	13/08/15	10:40:00	a.m.	28.8856	51%	562.44
597	13/08/15	10:45:00	a.m.	28.9304	51%	562.44
598	13/08/15	10:50:00	a.m.	28.3176	50%	543.93
599	13/08/15	10:55:00	a.m.	28.228	50%	543.93
600	13/08/15	11:00:00	a.m.	28.2016	49%	525.51
601	13/08/15	11:05:00	a.m.	28.2224	50%	543.93
602	13/08/15	11:10:00	a.m.	28.0168	49%	525.51
603	13/08/15	11:15:00	a.m.	28.0792	49%	525.51
604	13/08/15	11:20:00	a.m.	27.8648	49%	525.51
605	13/08/15	11:25:00	a.m.	27.9544	49%	525.51
606	13/08/15	11:30:00	a.m.	27.8024	49%	525.51
607	13/08/15	11:35:00	a.m.	27.8472	49%	525.51
608	13/08/15	11:40:00	a.m.	28.0944	49%	525.51
609	13/08/15	11:45:00	a.m.	27.9872	49%	525.51
610	13/08/15	11:50:00	a.m.	28.3296	50%	543.93
611	13/08/15	11:55:00	a.m.	28.1184	49%	525.51
612	13/08/15	12:00:00	p.m.	28.1688	49%	525.51
613	13/08/15	12:05:00	p.m.	28.5288	50%	543.93
614	13/08/15	12:10:00	p.m.	29.1808	51%	562.44
615	13/08/15	12:15:00	p.m.	28.8976	51%	562.44
616	13/08/15	12:20:00	p.m.	28.7488	50%	543.93
617	13/08/15	12:25:00	p.m.	28.1832	49%	525.51
618	13/08/15	12:30:00	p.m.	28.1624	49%	525.51
619	13/08/15	12:35:00	p.m.	28.1832	49%	525.51
620	13/08/15	12:40:00	p.m.	28.228	50%	543.93
621	13/08/15	12:45:00	p.m.	28.2672	50%	543.93
622	13/08/15	12:50:00	p.m.	28.344	50%	543.93
623	13/08/15	12:55:00	p.m.	28.5112	50%	543.93
624	13/08/15	01:00:00	p.m.	28.484	50%	543.93
625	13/08/15	01:05:00	p.m.	28.6208	50%	543.93
626	13/08/15	01:10:00	p.m.	28.4696	50%	543.93
627	13/08/15	01:15:00	p.m.	28.9216	51%	562.44
628	13/08/15	01:20:00	p.m.	28.5768	50%	543.93
629	13/08/15	01:25:00	p.m.	28.8768	51%	562.44
630	13/08/15	01:30:00	p.m.	28.8416	51%	562.44
631	13/08/15	01:35:00	p.m.	28.6776	50%	543.93
632	13/08/15	01:40:00	p.m.	28.6896	50%	543.93
633	13/08/15	01:45:00	p.m.	29.16	51%	562.44
634	13/08/15	01:50:00	p.m.	29.1392	51%	562.44
635	13/08/15	01:55:00	p.m.	28.776	50%	543.93
636	13/08/15	02:00:00	p.m.	28.52	50%	543.93
637	13/08/15	02:05:00	p.m.	28.6208	50%	543.93

N°	Fecha	Hora	am/pm	TIRANTE (CM) PUNTO P-17	TIRANTE (%)	Q (L/S) PUNTO P-17
638	13/08/15	02:10:00	p.m.	28.3832	50%	543.93
639	13/08/15	02:15:00	p.m.	27.7968	49%	525.51
640	13/08/15	02:20:00	p.m.	27.9808	49%	525.51
641	13/08/15	02:25:00	p.m.	28.1272	49%	525.51
642	13/08/15	02:30:00	p.m.	28.1896	49%	525.51
643	13/08/15	02:35:00	p.m.	28.0944	49%	525.51
644	13/08/15	02:40:00	p.m.	27.8352	49%	525.51
645	13/08/15	02:45:00	p.m.	27.7992	49%	525.51
646	13/08/15	02:50:00	p.m.	27.984	49%	525.51
647	13/08/15	02:55:00	p.m.	27.9632	49%	525.51
648	13/08/15	03:00:00	p.m.	27.8856	49%	525.51
649	13/08/15	03:05:00	p.m.	27.5912	48%	507.21
650	13/08/15	03:10:00	p.m.	27.448	48%	507.21
651	13/08/15	03:15:00	p.m.	27.4456	48%	507.21
652	13/08/15	03:20:00	p.m.	27.6744	49%	525.51
653	13/08/15	03:25:00	p.m.	28.2904	50%	543.93
654	13/08/15	03:30:00	p.m.	28.1624	49%	525.51
655	13/08/15	03:35:00	p.m.	27.9304	49%	525.51
656	13/08/15	03:40:00	p.m.	27.9808	49%	525.51
657	13/08/15	03:45:00	p.m.	28.264	50%	543.93
658	13/08/15	03:50:00	p.m.	28.2464	50%	543.93
659	13/08/15	03:55:00	p.m.	28.9456	51%	562.44
660	13/08/15	04:00:00	p.m.	29.5376	52%	581.04
661	13/08/15	04:05:00	p.m.	29.612	52%	581.04
662	13/08/15	04:10:00	p.m.	30.3144	53%	599.70
663	13/08/15	04:15:00	p.m.	30.4488	53%	599.70
664	13/08/15	04:20:00	p.m.	30.3	53%	599.70
665	13/08/15	04:25:00	p.m.	30.7168	54%	618.42
666	13/08/15	04:30:00	p.m.	30.7968	54%	618.42
667	13/08/15	04:35:00	p.m.	30.8744	54%	618.42
668	13/08/15	04:40:00	p.m.	30.9456	54%	618.42
669	13/08/15	04:45:00	p.m.	30.7432	54%	618.42
670	13/08/15	04:50:00	p.m.	30.7192	54%	618.42
671	13/08/15	04:55:00	p.m.	30.7192	54%	618.42
672	13/08/15	05:00:00	p.m.	30.8144	54%	618.42
673	13/08/15	05:05:00	p.m.	30.88	54%	618.42
674	13/08/15	05:10:00	p.m.	30.788	54%	618.42
675	13/08/15	05:15:00	p.m.	30.9488	54%	618.42
676	13/08/15	05:20:00	p.m.	31.0648	54%	618.42
677	13/08/15	05:25:00	p.m.	30.66	54%	618.42
678	13/08/15	05:30:00	p.m.	30.3712	53%	599.70
679	13/08/15	05:35:00	p.m.	30.2376	53%	599.70
680	13/08/15	05:40:00	p.m.	29.8504	52%	581.04

N°	Fecha	Hora	am/pm	TIRANTE (CM) PUNTO P-17	TIRANTE (%)	Q (L/S) PUNTO P-17
681	13/08/15	05:45:00	p.m.	29.9512	53%	599.70
682	13/08/15	05:50:00	p.m.	28.9928	51%	562.44
683	13/08/15	05:55:00	p.m.	29.1064	51%	562.44
684	13/08/15	06:00:00	p.m.	28.8352	51%	562.44
685	13/08/15	06:05:00	p.m.	28.5704	50%	543.93
686	13/08/15	06:10:00	p.m.	28.0584	49%	525.51
687	13/08/15	06:15:00	p.m.	27.5704	48%	507.21
688	13/08/15	06:20:00	p.m.	27.2488	48%	507.21
689	13/08/15	06:25:00	p.m.	27.6176	48%	507.21
690	13/08/15	06:30:00	p.m.	27.8176	49%	525.51
691	13/08/15	06:35:00	p.m.	28.0344	49%	525.51
692	13/08/15	06:40:00	p.m.	27.8024	49%	525.51
693	13/08/15	06:45:00	p.m.	27.9064	49%	525.51
694	13/08/15	06:50:00	p.m.	27.9304	49%	525.51
695	13/08/15	06:55:00	p.m.	27.984	49%	525.51
696	13/08/15	07:00:00	p.m.	27.8592	49%	525.51
697	13/08/15	07:05:00	p.m.	28.0648	49%	525.51
698	13/08/15	07:10:00	p.m.	28.16	49%	525.51
699	13/08/15	07:15:00	p.m.	28.0552	49%	525.51
700	13/08/15	07:20:00	p.m.	27.7368	49%	525.51
701	13/08/15	07:25:00	p.m.	27.984	49%	525.51
702	13/08/15	07:30:00	p.m.	27.6088	48%	507.21
703	13/08/15	07:35:00	p.m.	27.0408	47%	489.03
704	13/08/15	07:40:00	p.m.	27.508	48%	507.21
705	13/08/15	07:45:00	p.m.	26.7992	47%	489.03
706	13/08/15	07:50:00	p.m.	26.9992	47%	489.03
707	13/08/15	07:55:00	p.m.	26.4512	46%	471.00
708	13/08/15	08:00:00	p.m.	26.344	46%	471.00
709	13/08/15	08:05:00	p.m.	26.2904	46%	471.00
710	13/08/15	08:10:00	p.m.	26.192	46%	471.00
711	13/08/15	08:15:00	p.m.	26.2544	46%	471.00
712	13/08/15	08:20:00	p.m.	26.3856	46%	471.00
713	13/08/15	08:25:00	p.m.	25.8144	45%	453.12
714	13/08/15	08:30:00	p.m.	25.9544	46%	471.00
715	13/08/15	08:35:00	p.m.	25.5912	45%	453.12
716	13/08/15	08:40:00	p.m.	25.4152	45%	453.12
717	13/08/15	08:45:00	p.m.	25.448	45%	453.12
718	13/08/15	08:50:00	p.m.	25.6352	45%	453.12
719	13/08/15	08:55:00	p.m.	25.7096	45%	453.12
720	13/08/15	09:00:00	p.m.	25.204	44%	435.42
721	13/08/15	09:05:00	p.m.	24.9328	44%	435.42
722	13/08/15	09:10:00	p.m.	25.4304	45%	453.12
723	13/08/15	09:15:00	p.m.	25.076	44%	435.42

N°	Fecha	Hora	am/pm	TIRANTE (CM) PUNTO P-17	TIRANTE (%)	Q (L/S) PUNTO P-17
724	13/08/15	09:20:00	p.m.	26.4752	46%	471.00
725	13/08/15	09:25:00	p.m.	25.4568	45%	453.12
726	13/08/15	09:30:00	p.m.	24.7248	43%	417.90
727	13/08/15	09:35:00	p.m.	24.4392	43%	417.90
728	13/08/15	09:40:00	p.m.	25.2728	44%	435.42
729	13/08/15	09:45:00	p.m.	25.076	44%	435.42
730	13/08/15	09:50:00	p.m.	24.4864	43%	417.90
731	13/08/15	09:55:00	p.m.	24.9328	44%	435.42
732	13/08/15	10:00:00	p.m.	24.4448	43%	417.90
733	13/08/15	10:05:00	p.m.	24.924	44%	435.42
734	13/08/15	10:10:00	p.m.	24.6624	43%	417.90
735	13/08/15	10:15:00	p.m.	24.3288	43%	417.90
736	13/08/15	10:20:00	p.m.	24.3464	43%	417.90
737	13/08/15	10:25:00	p.m.	23.9744	42%	400.58
738	13/08/15	10:30:00	p.m.	24.052	42%	400.58
739	13/08/15	10:35:00	p.m.	24.0368	42%	400.58
740	13/08/15	10:40:00	p.m.	23.7872	42%	400.58
741	13/08/15	10:45:00	p.m.	24.3528	43%	417.90
742	13/08/15	10:50:00	p.m.	23.8552	42%	400.58
743	13/08/15	10:55:00	p.m.	23.0344	40%	366.59
744	13/08/15	11:00:00	p.m.	22.5728	40%	366.59
745	13/08/15	11:05:00	p.m.	22.4624	39%	349.95
746	13/08/15	11:10:00	p.m.	23.0072	40%	366.59
747	13/08/15	11:15:00	p.m.	22.3968	39%	349.95
748	13/08/15	11:20:00	p.m.	22.4056	39%	349.95
749	13/08/15	11:25:00	p.m.	21.9776	39%	349.95
750	13/08/15	11:30:00	p.m.	21.552	38%	333.56
751	13/08/15	11:35:00	p.m.	21.632	38%	333.56
752	13/08/15	11:40:00	p.m.	21.5216	38%	333.56
753	13/08/15	11:45:00	p.m.	21.5696	38%	333.56
754	13/08/15	11:50:00	p.m.	22.3848	39%	349.95
755	13/08/15	11:55:00	p.m.	22.0488	39%	349.95
756	14/08/15	12:00:00	a.m.	21.6144	38%	333.56
757	14/08/15	12:05:00	a.m.	21.5608	38%	333.56
758	14/08/15	12:10:00	a.m.	21.54	38%	333.56
759	14/08/15	12:15:00	a.m.	21.6264	38%	333.56
760	14/08/15	12:20:00	a.m.	21.68	38%	333.56
761	14/08/15	12:25:00	a.m.	22.1408	39%	349.95
762	14/08/15	12:30:00	a.m.	22.26	39%	349.95
763	14/08/15	12:35:00	a.m.	22.4744	39%	349.95
764	14/08/15	12:40:00	a.m.	21.7568	38%	333.56
765	14/08/15	12:45:00	a.m.	22.12	39%	349.95
766	14/08/15	12:50:00	a.m.	22.8224	40%	366.59

N°	Fecha	Hora	am/pm	TIRANTE (CM) PUNTO P-17	TIRANTE (%)	Q (L/S) PUNTO P-17
767	14/08/15	12:55:00	a.m.	22.2424	39%	349.95
768	14/08/15	01:00:00	a.m.	22.4296	39%	349.95
769	14/08/15	01:05:00	a.m.	21.656	38%	333.56
770	14/08/15	01:10:00	a.m.	21.4472	38%	333.56
771	14/08/15	01:15:00	a.m.	21.0632	37%	317.44
772	14/08/15	01:20:00	a.m.	20.8312	37%	317.44
773	14/08/15	01:25:00	a.m.	21.0608	37%	317.44
774	14/08/15	01:30:00	a.m.	21.0904	37%	317.44
775	14/08/15	01:35:00	a.m.	20.8344	37%	317.44
776	14/08/15	01:40:00	a.m.	20.504	36%	301.59
777	14/08/15	01:45:00	a.m.	20.5128	36%	301.59
778	14/08/15	01:50:00	a.m.	20.072	35%	286.04
779	14/08/15	01:55:00	a.m.	19.8224	35%	286.04
780	14/08/15	02:00:00	a.m.	19.7448	35%	286.04
781	14/08/15	02:05:00	a.m.	19.9504	35%	286.04
782	14/08/15	02:10:00	a.m.	19.4384	34%	270.79
783	14/08/15	02:15:00	a.m.	20.3048	36%	301.59
784	14/08/15	02:20:00	a.m.	20.516	36%	301.59
785	14/08/15	02:25:00	a.m.	20.6736	36%	301.59
786	14/08/15	02:30:00	a.m.	20.7512	36%	301.59
787	14/08/15	02:35:00	a.m.	19.4232	34%	270.79
788	14/08/15	02:40:00	a.m.	19.3192	34%	270.79
789	14/08/15	02:45:00	a.m.	20.4416	36%	301.59
790	14/08/15	02:50:00	a.m.	19.224	34%	270.79
791	14/08/15	02:55:00	a.m.	19.6672	35%	286.04
792	14/08/15	03:00:00	a.m.	19.468	34%	270.79
793	14/08/15	03:05:00	a.m.	19.4856	34%	270.79
794	14/08/15	03:10:00	a.m.	19.7416	35%	286.04
795	14/08/15	03:15:00	a.m.	20.2744	36%	301.59
796	14/08/15	03:20:00	a.m.	19.9264	35%	286.04
797	14/08/15	03:25:00	a.m.	19.328	34%	270.79
798	14/08/15	03:30:00	a.m.	19.7392	35%	286.04
799	14/08/15	03:35:00	a.m.	19.9296	35%	286.04
800	14/08/15	03:40:00	a.m.	19.5248	34%	270.79
801	14/08/15	03:45:00	a.m.	19.3072	34%	270.79
802	14/08/15	03:50:00	a.m.	19.5424	34%	270.79
803	14/08/15	03:55:00	a.m.	20.1824	35%	286.04
804	14/08/15	04:00:00	a.m.	19.9504	35%	286.04
805	14/08/15	04:05:00	a.m.	19.8376	35%	286.04
806	14/08/15	04:10:00	a.m.	19.6496	34%	270.79
807	14/08/15	04:15:00	a.m.	19.7184	35%	286.04
808	14/08/15	04:20:00	a.m.	19.6464	34%	270.79
809	14/08/15	04:25:00	a.m.	20.0816	35%	286.04

N°	Fecha	Hora	am/pm	TIRANTE (CM) PUNTO P-17	TIRANTE (%)	Q (L/S) PUNTO P-17
810	14/08/15	04:30:00	a.m.	19.5248	34%	270.79
811	14/08/15	04:35:00	a.m.	19.644	34%	270.79
812	14/08/15	04:40:00	a.m.	19.8072	35%	286.04
813	14/08/15	04:45:00	a.m.	19.7	35%	286.04
814	14/08/15	04:50:00	a.m.	19.8344	35%	286.04
815	14/08/15	04:55:00	a.m.	18.9952	33%	255.85
816	14/08/15	05:00:00	a.m.	19.516	34%	270.79
817	14/08/15	05:05:00	a.m.	19.7304	35%	286.04
818	14/08/15	05:10:00	a.m.	19.6768	35%	286.04
819	14/08/15	05:15:00	a.m.	20.2064	35%	286.04
820	14/08/15	05:20:00	a.m.	19.4648	34%	270.79
821	14/08/15	05:25:00	a.m.	18.9208	33%	255.85
822	14/08/15	05:30:00	a.m.	19.6616	34%	270.79
823	14/08/15	05:35:00	a.m.	19.9144	35%	286.04
824	14/08/15	05:40:00	a.m.	19.7744	35%	286.04
825	14/08/15	05:45:00	a.m.	19.7392	35%	286.04
826	14/08/15	05:50:00	a.m.	19.8376	35%	286.04
827	14/08/15	05:55:00	a.m.	19.2032	34%	270.79
828	14/08/15	06:00:00	a.m.	20.7032	36%	301.59
829	14/08/15	06:05:00	a.m.	20.5368	36%	301.59
830	14/08/15	06:10:00	a.m.	19.3048	34%	270.79
831	14/08/15	06:15:00	a.m.	19.3136	34%	270.79
832	14/08/15	06:20:00	a.m.	18.9088	33%	255.85
833	14/08/15	06:25:00	a.m.	19.0304	33%	255.85
834	14/08/15	06:30:00	a.m.	18.7536	33%	255.85
835	14/08/15	06:35:00	a.m.	19.004	33%	255.85
836	14/08/15	06:40:00	a.m.	19.4232	34%	270.79
837	14/08/15	06:45:00	a.m.	19.8792	35%	286.04
838	14/08/15	06:50:00	a.m.	20.6792	36%	301.59
839	14/08/15	06:55:00	a.m.	21.4536	38%	333.56
840	14/08/15	07:00:00	a.m.	21.436	38%	333.56
841	14/08/15	07:05:00	a.m.	21.644	38%	333.56
842	14/08/15	07:10:00	a.m.	21.552	38%	333.56
843	14/08/15	07:15:00	a.m.	22.6832	40%	366.59
844	14/08/15	07:20:00	a.m.	23.3968	41%	383.47
845	14/08/15	07:25:00	a.m.	22.9688	40%	366.59
846	14/08/15	07:30:00	a.m.	24.0464	42%	400.58
847	14/08/15	07:35:00	a.m.	24.2008	42%	400.58
848	14/08/15	07:40:00	a.m.	24.9	44%	435.42
849	14/08/15	07:45:00	a.m.	25.24	44%	435.42
850	14/08/15	07:50:00	a.m.	24.5816	43%	417.90
851	14/08/15	07:55:00	a.m.	25.6592	45%	453.12
852	14/08/15	08:00:00	a.m.	25.1952	44%	435.42

N°	Fecha	Hora	am/pm	TIRANTE (CM) PUNTO P-17	TIRANTE (%)	Q (L/S) PUNTO P-17
853	14/08/15	08:05:00	a.m.	26.0344	46%	471.00
854	14/08/15	08:10:00	a.m.	27.0136	47%	489.03
855	14/08/15	08:15:00	a.m.	27.344	48%	507.21
856	14/08/15	08:20:00	a.m.	27.2608	48%	507.21
857	14/08/15	08:25:00	a.m.	27.1592	48%	507.21
858	14/08/15	08:30:00	a.m.	27.1504	48%	507.21
859	14/08/15	08:35:00	a.m.	26.8856	47%	489.03
860	14/08/15	08:40:00	a.m.	26.9568	47%	489.03
861	14/08/15	08:45:00	a.m.	27.0552	47%	489.03
862	14/08/15	08:50:00	a.m.	26.8408	47%	489.03
863	14/08/15	08:55:00	a.m.	27.0376	47%	489.03
864	14/08/15	09:00:00	a.m.	27.0912	48%	507.21
865	14/08/15	09:05:00	a.m.	27.1328	48%	507.21
866	14/08/15	09:10:00	a.m.	27.564	48%	507.21
867	14/08/15	09:15:00	a.m.	27.8944	49%	525.51
868	14/08/15	09:20:00	a.m.	27.2848	48%	507.21
869	14/08/15	09:25:00	a.m.	27.6416	48%	507.21
870	14/08/15	09:30:00	a.m.	27.6208	48%	507.21
871	14/08/15	09:35:00	a.m.	27.5408	48%	507.21
872	14/08/15	09:40:00	a.m.	27.868	49%	525.51
873	14/08/15	09:45:00	a.m.	27.8144	49%	525.51
874	14/08/15	09:50:00	a.m.	27.2552	48%	507.21
875	14/08/15	09:55:00	a.m.	28.008	49%	525.51
876	14/08/15	10:00:00	a.m.	27.9392	49%	525.51
877	14/08/15	10:05:00	a.m.	27.7816	49%	525.51
878	14/08/15	10:10:00	a.m.	28.0408	49%	525.51
879	14/08/15	10:15:00	a.m.	27.9872	49%	525.51
880	14/08/15	10:20:00	a.m.	27.692	49%	525.51
881	14/08/15	10:25:00	a.m.	27.9248	49%	525.51
882	14/08/15	10:30:00	a.m.	28.0912	49%	525.51
883	14/08/15	10:35:00	a.m.	27.7784	49%	525.51
884	14/08/15	10:40:00	a.m.	27.776	49%	525.51
885	14/08/15	10:45:00	a.m.	27.0552	47%	489.03
886	14/08/15	10:50:00	a.m.	27.5048	48%	507.21
887	14/08/15	10:55:00	a.m.	27.6328	48%	507.21
888	14/08/15	11:00:00	a.m.	28.0224	49%	525.51
889	14/08/15	11:05:00	a.m.	28.3144	50%	543.93
890	14/08/15	11:10:00	a.m.	28.228	50%	543.93
891	14/08/15	11:15:00	a.m.	28.1744	49%	525.51
892	14/08/15	11:20:00	a.m.	28.1328	49%	525.51
893	14/08/15	11:25:00	a.m.	28.0256	49%	525.51
894	14/08/15	11:30:00	a.m.	28.0224	49%	525.51
895	14/08/15	11:35:00	a.m.	27.7608	49%	525.51

N°	Fecha	Hora	am/pm	TIRANTE (CM) PUNTO P-17	TIRANTE (%)	Q (L/S) PUNTO P-17
896	14/08/15	11:40:00	a.m.	27.88	49%	525.51
897	14/08/15	11:45:00	a.m.	28.1744	49%	525.51
898	14/08/15	11:50:00	a.m.	28.1296	49%	525.51
899	14/08/15	11:55:00	a.m.	28.1744	49%	525.51
900	14/08/15	12:00:00	p.m.	28.3264	50%	543.93
901	14/08/15	12:05:00	p.m.	28.1448	49%	525.51
902	14/08/15	12:10:00	p.m.	28.7256	50%	543.93
903	14/08/15	12:15:00	p.m.	28.8416	51%	562.44
904	14/08/15	12:20:00	p.m.	29.38	52%	581.04
905	14/08/15	12:25:00	p.m.	29.16	51%	562.44
906	14/08/15	12:30:00	p.m.	29.544	52%	581.04
907	14/08/15	12:35:00	p.m.	29.6032	52%	581.04
908	14/08/15	12:40:00	p.m.	29.9752	53%	599.70
909	14/08/15	12:45:00	p.m.	29.88	52%	581.04
910	14/08/15	12:50:00	p.m.	30.2496	53%	599.70
911	14/08/15	12:55:00	p.m.	30.0408	53%	599.70
912	14/08/15	01:00:00	p.m.	29.1864	51%	562.44
913	14/08/15	01:05:00	p.m.	29.2224	51%	562.44
914	14/08/15	01:10:00	p.m.	29.5616	52%	581.04
915	14/08/15	01:15:00	p.m.	29.8952	52%	581.04
916	14/08/15	01:20:00	p.m.	29.7552	52%	581.04
917	14/08/15	01:25:00	p.m.	29.6952	52%	581.04
918	14/08/15	01:30:00	p.m.	29.916	52%	581.04
919	14/08/15	01:35:00	p.m.	29.532	52%	581.04
920	14/08/15	01:40:00	p.m.	30.184	53%	599.70
921	14/08/15	01:45:00	p.m.	29.9632	53%	599.70
922	14/08/15	01:50:00	p.m.	29.8768	52%	581.04
923	14/08/15	01:55:00	p.m.	29.9608	53%	599.70
924	14/08/15	02:00:00	p.m.	30.02	53%	599.70
925	14/08/15	02:05:00	p.m.	29.6984	52%	581.04
926	14/08/15	02:10:00	p.m.	28.8592	51%	562.44
927	14/08/15	02:15:00	p.m.	28.3416	50%	543.93
928	14/08/15	02:20:00	p.m.	29.3952	52%	581.04
929	14/08/15	02:25:00	p.m.	28.984	51%	562.44
930	14/08/15	02:30:00	p.m.	28.5552	50%	543.93
931	14/08/15	02:35:00	p.m.	28.6296	50%	543.93
932	14/08/15	02:40:00	p.m.	28.3528	50%	543.93
933	14/08/15	02:45:00	p.m.	28.1032	49%	525.51
934	14/08/15	02:50:00	p.m.	28.288	50%	543.93
935	14/08/15	02:55:00	p.m.	28.076	49%	525.51
936	14/08/15	03:00:00	p.m.	28.3856	50%	543.93
937	14/08/15	03:05:00	p.m.	28.3504	50%	543.93
938	14/08/15	03:10:00	p.m.	27.9128	49%	525.51

N°	Fecha	Hora	am/pm	TIRANTE (CM) PUNTO P-17	TIRANTE (%)	Q (L/S) PUNTO P-17
939	14/08/15	03:15:00	p.m.	28.46	50%	543.93
940	14/08/15	03:20:00	p.m.	28.4336	50%	543.93
941	14/08/15	03:25:00	p.m.	28.6984	50%	543.93
942	14/08/15	03:30:00	p.m.	28.5344	50%	543.93
943	14/08/15	03:35:00	p.m.	29.9248	52%	581.04
944	14/08/15	03:40:00	p.m.	29.8592	52%	581.04
945	14/08/15	03:45:00	p.m.	29.264	51%	562.44
946	14/08/15	03:50:00	p.m.	29.0856	51%	562.44
947	14/08/15	03:55:00	p.m.	28.9184	51%	562.44
948	14/08/15	04:00:00	p.m.	28.7104	50%	543.93
949	14/08/15	04:05:00	p.m.	29.3384	51%	562.44
950	14/08/15	04:10:00	p.m.	29.1064	51%	562.44
951	14/08/15	04:15:00	p.m.	28.9392	51%	562.44
952	14/08/15	04:20:00	p.m.	29.8176	52%	581.04
953	14/08/15	04:25:00	p.m.	29.5584	52%	581.04
954	14/08/15	04:30:00	p.m.	29.916	52%	581.04
955	14/08/15	04:35:00	p.m.	29.4664	52%	581.04
956	14/08/15	04:40:00	p.m.	29.8472	52%	581.04
957	14/08/15	04:45:00	p.m.	29.9072	52%	581.04
958	14/08/15	04:50:00	p.m.	29.624	52%	581.04
959	14/08/15	04:55:00	p.m.	29.1304	51%	562.44
960	14/08/15	05:00:00	p.m.	29.8384	52%	581.04
961	14/08/15	05:05:00	p.m.	29.3416	51%	562.44
962	14/08/15	05:10:00	p.m.	28.776	50%	543.93
963	14/08/15	05:15:00	p.m.	28.2464	50%	543.93
964	14/08/15	05:20:00	p.m.	28.1536	49%	525.51
965	14/08/15	05:25:00	p.m.	28.3472	50%	543.93
966	14/08/15	05:30:00	p.m.	28.4304	50%	543.93
967	14/08/15	05:35:00	p.m.	28.3144	50%	543.93
968	14/08/15	05:40:00	p.m.	28.4272	50%	543.93
969	14/08/15	05:45:00	p.m.	28.2784	50%	543.93
970	14/08/15	05:50:00	p.m.	28.0616	49%	525.51
971	14/08/15	05:55:00	p.m.	27.8592	49%	525.51
972	14/08/15	06:00:00	p.m.	28.8504	51%	562.44
973	14/08/15	06:05:00	p.m.	28.3232	50%	543.93
974	14/08/15	06:10:00	p.m.	28.7936	51%	562.44
975	14/08/15	06:15:00	p.m.	28.6088	50%	543.93
976	14/08/15	06:20:00	p.m.	28.3712	50%	543.93
977	14/08/15	06:25:00	p.m.	28.6296	50%	543.93
978	14/08/15	06:30:00	p.m.	28.2488	50%	543.93
979	14/08/15	06:35:00	p.m.	27.9512	49%	525.51
980	14/08/15	06:40:00	p.m.	27.832	49%	525.51
981	14/08/15	06:45:00	p.m.	28.0584	49%	525.51

N°	Fecha	Hora	am/pm	TIRANTE (CM) PUNTO P-17	TIRANTE (%)	Q (L/S) PUNTO P-17
982	14/08/15	06:50:00	p.m.	28.008	49%	525.51
983	14/08/15	06:55:00	p.m.	27.6032	48%	507.21
984	14/08/15	07:00:00	p.m.	27.2224	48%	507.21
985	14/08/15	07:05:00	p.m.	27.5944	48%	507.21
986	14/08/15	07:10:00	p.m.	27.5344	48%	507.21
987	14/08/15	07:15:00	p.m.	27.7072	49%	525.51
988	14/08/15	07:20:00	p.m.	28.2432	50%	543.93
989	14/08/15	07:25:00	p.m.	27.9424	49%	525.51
990	14/08/15	07:30:00	p.m.	27.3616	48%	507.21
991	14/08/15	07:35:00	p.m.	27.356	48%	507.21
992	14/08/15	07:40:00	p.m.	27.32	48%	507.21
993	14/08/15	07:45:00	p.m.	27.5136	48%	507.21
994	14/08/15	07:50:00	p.m.	26.8288	47%	489.03
995	14/08/15	07:55:00	p.m.	26.2008	46%	471.00
996	14/08/15	08:00:00	p.m.	27.4992	48%	507.21
997	14/08/15	08:05:00	p.m.	27.1712	48%	507.21
998	14/08/15	08:10:00	p.m.	26.2336	46%	471.00
999	14/08/15	08:15:00	p.m.	25.54	45%	453.12
1000	14/08/15	08:20:00	p.m.	25.4096	45%	453.12
1001	14/08/15	08:25:00	p.m.	25.3256	44%	435.42
1002	14/08/15	08:30:00	p.m.	25.5552	45%	453.12
1003	14/08/15	08:35:00	p.m.	25.6504	45%	453.12
1004	14/08/15	08:40:00	p.m.	25.0912	44%	435.42
1005	14/08/15	08:45:00	p.m.	24.6328	43%	417.90
1006	14/08/15	08:50:00	p.m.	24.82	44%	435.42
1007	14/08/15	08:55:00	p.m.	24.8352	44%	435.42
1008	14/08/15	09:00:00	p.m.	24.9448	44%	435.42
1009	14/08/15	09:05:00	p.m.	25.3768	45%	453.12
1010	14/08/15	09:10:00	p.m.	24.8824	44%	435.42
1011	14/08/15	09:15:00	p.m.	24.2096	42%	400.58
1012	14/08/15	09:20:00	p.m.	24.1176	42%	400.58
1013	14/08/15	09:25:00	p.m.	24.296	43%	417.90
1014	14/08/15	09:30:00	p.m.	24.4864	43%	417.90
1015	14/08/15	09:35:00	p.m.	24.272	43%	417.90
1016	14/08/15	09:40:00	p.m.	24.2544	43%	417.90
1017	14/08/15	09:45:00	p.m.	23.9272	42%	400.58
1018	14/08/15	09:50:00	p.m.	23.7392	42%	400.58
1019	14/08/15	09:55:00	p.m.	23.3496	41%	383.47
1020	14/08/15	10:00:00	p.m.	23.4624	41%	383.47
1021	14/08/15	10:05:00	p.m.	23.1592	41%	383.47
1022	14/08/15	10:10:00	p.m.	23.2248	41%	383.47
1023	14/08/15	10:15:00	p.m.	23.4688	41%	383.47
1024	14/08/15	10:20:00	p.m.	23.5488	41%	383.47

N°	Fecha	Hora	am/pm	TIRANTE (CM) PUNTO P-17	TIRANTE (%)	Q (L/S) PUNTO P-17
1025	14/08/15	10:25:00	p.m.	23.0136	40%	366.59
1026	14/08/15	10:30:00	p.m.	23.204	41%	383.47
1027	14/08/15	10:35:00	p.m.	22.4808	39%	349.95
1028	14/08/15	10:40:00	p.m.	22.3104	39%	349.95
1029	14/08/15	10:45:00	p.m.	23.1504	41%	383.47
1030	14/08/15	10:50:00	p.m.	22.564	40%	366.59
1031	14/08/15	10:55:00	p.m.	22.236	39%	349.95
1032	14/08/15	11:00:00	p.m.	22.1824	39%	349.95
1033	14/08/15	11:05:00	p.m.	22.2568	39%	349.95
1034	14/08/15	11:10:00	p.m.	22.2664	39%	349.95
1035	14/08/15	11:15:00	p.m.	22.3376	39%	349.95
1036	14/08/15	11:20:00	p.m.	22.7808	40%	366.59
1037	14/08/15	11:25:00	p.m.	22.6176	40%	366.59
1038	14/08/15	11:30:00	p.m.	21.8408	38%	333.56
1039	14/08/15	11:35:00	p.m.	21.7928	38%	333.56
1040	14/08/15	11:40:00	p.m.	21.9536	39%	349.95
1041	14/08/15	11:45:00	p.m.	22.0968	39%	349.95
1042	14/08/15	11:50:00	p.m.	21.7928	38%	333.56
1043	14/08/15	11:55:00	p.m.	21.3968	38%	333.56
1044	15/08/15	12:00:00	a.m.	21.8288	38%	333.56
1045	15/08/15	12:05:00	a.m.	22.1648	39%	349.95
1046	15/08/15	12:10:00	a.m.	22.308	39%	349.95
1047	15/08/15	12:15:00	a.m.	22.1408	39%	349.95
1048	15/08/15	12:20:00	a.m.	22.192	39%	349.95
1049	15/08/15	12:25:00	a.m.	21.864	38%	333.56
1050	15/08/15	12:30:00	a.m.	21.6888	38%	333.56
1051	15/08/15	12:35:00	a.m.	21.796	38%	333.56
1052	15/08/15	12:40:00	a.m.	21.8344	38%	333.56
1053	15/08/15	12:45:00	a.m.	21.748	38%	333.56
1054	15/08/15	12:50:00	a.m.	22.5248	40%	366.59
1055	15/08/15	12:55:00	a.m.	21.9504	39%	349.95
1056	15/08/15	01:00:00	a.m.	22.1944	39%	349.95
1057	15/08/15	01:05:00	a.m.	22.0336	39%	349.95
1058	15/08/15	01:10:00	a.m.	21.9504	39%	349.95
1059	15/08/15	01:15:00	a.m.	22.5552	40%	366.59
1060	15/08/15	01:20:00	a.m.	21.6768	38%	333.56
1061	15/08/15	01:25:00	a.m.	22.052	39%	349.95
1062	15/08/15	01:30:00	a.m.	21.7984	38%	333.56
1063	15/08/15	01:35:00	a.m.	21.3168	37%	317.44
1064	15/08/15	01:40:00	a.m.	21.5312	38%	333.56
1065	15/08/15	01:45:00	a.m.	21.7984	38%	333.56
1066	15/08/15	01:50:00	a.m.	21.7448	38%	333.56
1067	15/08/15	01:55:00	a.m.	21.9032	38%	333.56

N°	Fecha	Hora	am/pm	TIRANTE (CM) PUNTO P-17	TIRANTE (%)	Q (L/S) PUNTO P-17
1068	15/08/15	02:00:00	a.m.	21.468	38%	333.56
1069	15/08/15	02:05:00	a.m.	21.7544	38%	333.56
1070	15/08/15	02:10:00	a.m.	21.3792	38%	333.56
1071	15/08/15	02:15:00	a.m.	20.2776	36%	301.59
1072	15/08/15	02:20:00	a.m.	19.9888	35%	286.04
1073	15/08/15	02:25:00	a.m.	20.4984	36%	301.59
1074	15/08/15	02:30:00	a.m.	20.0128	35%	286.04
1075	15/08/15	02:35:00	a.m.	20.328	36%	301.59
1076	15/08/15	02:40:00	a.m.	20.7184	36%	301.59
1077	15/08/15	02:45:00	a.m.	20.784	36%	301.59
1078	15/08/15	02:50:00	a.m.	20.6288	36%	301.59
1079	15/08/15	02:55:00	a.m.	19.9472	35%	286.04
1080	15/08/15	03:00:00	a.m.	19.7152	35%	286.04
1081	15/08/15	03:05:00	a.m.	19.56	34%	270.79
1082	15/08/15	03:10:00	a.m.	19.2512	34%	270.79
1083	15/08/15	03:15:00	a.m.	19.4744	34%	270.79
1084	15/08/15	03:20:00	a.m.	18.9352	33%	255.85
1085	15/08/15	03:25:00	a.m.	19.3672	34%	270.79
1086	15/08/15	03:30:00	a.m.	19.98	35%	286.04
1087	15/08/15	03:35:00	a.m.	19.4712	34%	270.79
1088	15/08/15	03:40:00	a.m.	19.8016	35%	286.04
1089	15/08/15	03:45:00	a.m.	19.6232	34%	270.79
1090	15/08/15	03:50:00	a.m.	20.5576	36%	301.59
1091	15/08/15	03:55:00	a.m.	20.5664	36%	301.59
1092	15/08/15	04:00:00	a.m.	20.0336	35%	286.04
1093	15/08/15	04:05:00	a.m.	20.6856	36%	301.59
1094	15/08/15	04:10:00	a.m.	19.56	34%	270.79
1095	15/08/15	04:15:00	a.m.	19.56	34%	270.79
1096	15/08/15	04:20:00	a.m.	20.6288	36%	301.59
1097	15/08/15	04:25:00	a.m.	20.0336	35%	286.04
1098	15/08/15	04:30:00	a.m.	19.5368	34%	270.79
1099	15/08/15	04:35:00	a.m.	21.0216	37%	317.44
1100	15/08/15	04:40:00	a.m.	20.224	35%	286.04
1101	15/08/15	04:45:00	a.m.	19.2392	34%	270.79
1102	15/08/15	04:50:00	a.m.	19.3792	34%	270.79
1103	15/08/15	04:55:00	a.m.	20.6888	36%	301.59
1104	15/08/15	05:00:00	a.m.	20.1288	35%	286.04
1105	15/08/15	05:05:00	a.m.	19.2776	34%	270.79
1106	15/08/15	05:10:00	a.m.	19.7392	35%	286.04
1107	15/08/15	05:15:00	a.m.	21.308	37%	317.44
1108	15/08/15	05:20:00	a.m.	20.668	36%	301.59
1109	15/08/15	05:25:00	a.m.	19.5216	34%	270.79
1110	15/08/15	05:30:00	a.m.	20.0128	35%	286.04

N°	Fecha	Hora	am/pm	TIRANTE (CM) PUNTO P-17	TIRANTE (%)	Q (L/S) PUNTO P-17
1111	15/08/15	05:35:00	a.m.	21.2032	37%	317.44
1112	15/08/15	05:40:00	a.m.	20.8432	37%	317.44
1113	15/08/15	05:45:00	a.m.	19.852	35%	286.04
1114	15/08/15	05:50:00	a.m.	20.6376	36%	301.59
1115	15/08/15	05:55:00	a.m.	21.108	37%	317.44
1116	15/08/15	06:00:00	a.m.	19.9176	35%	286.04
1117	15/08/15	06:05:00	a.m.	19.6136	34%	270.79
1118	15/08/15	06:10:00	a.m.	19.2152	34%	270.79
1119	15/08/15	06:15:00	a.m.	19.7032	35%	286.04
1120	15/08/15	06:20:00	a.m.	19.388	34%	270.79
1121	15/08/15	06:25:00	a.m.	19.7032	35%	286.04
1122	15/08/15	06:30:00	a.m.	19.4888	34%	270.79
1123	15/08/15	06:35:00	a.m.	19.8488	35%	286.04
1124	15/08/15	06:40:00	a.m.	19.4384	34%	270.79
1125	15/08/15	06:45:00	a.m.	19.1584	34%	270.79
1126	15/08/15	06:50:00	a.m.	19.504	34%	270.79
1127	15/08/15	06:55:00	a.m.	20.8816	37%	317.44
1128	15/08/15	07:00:00	a.m.	21.1144	37%	317.44
1129	15/08/15	07:05:00	a.m.	21.2984	37%	317.44
1130	15/08/15	07:10:00	a.m.	21.54	38%	333.56
1131	15/08/15	07:15:00	a.m.	22.2272	39%	349.95
1132	15/08/15	07:20:00	a.m.	22.3048	39%	349.95
1133	15/08/15	07:25:00	a.m.	21.9296	38%	333.56
1134	15/08/15	07:30:00	a.m.	21.8944	38%	333.56
1135	15/08/15	07:35:00	a.m.	22.1592	39%	349.95
1136	15/08/15	07:40:00	a.m.	23.3464	41%	383.47
1137	15/08/15	07:45:00	a.m.	24.0104	42%	400.58
1138	15/08/15	07:50:00	a.m.	23.8344	42%	400.58
1139	15/08/15	07:55:00	a.m.	23.5576	41%	383.47
1140	15/08/15	08:00:00	a.m.	23.0192	40%	366.59
1141	15/08/15	08:05:00	a.m.	23.8672	42%	400.58
1142	15/08/15	08:10:00	a.m.	24.3616	43%	417.90
1143	15/08/15	08:15:00	a.m.	24.3616	43%	417.90
1144	15/08/15	08:20:00	a.m.	24.5464	43%	417.90
1145	15/08/15	08:25:00	a.m.	24.8256	44%	435.42
1146	15/08/15	08:30:00	a.m.	25.9064	45%	453.12
1147	15/08/15	08:35:00	a.m.	27.2848	48%	507.21
1148	15/08/15	08:40:00	a.m.	27.4928	48%	507.21
1149	15/08/15	08:45:00	a.m.	27.3832	48%	507.21
1150	15/08/15	08:50:00	a.m.	27.8856	49%	525.51
1151	15/08/15	08:55:00	a.m.	27.5256	48%	507.21
1152	15/08/15	09:00:00	a.m.	27.7848	49%	525.51
			Max	31.06	54%	618.42

N°	Fecha	Hora	am/pm	TIRANTE (CM) PUNTO P-17	TIRANTE (%)	Q (L/S) PUNTO P-17
			Prom	24.83	44%	431.37
			Min	18.10	32%	241.24

2.9 PUNTO P-2. COLECTOR PUENTE PIEDRA

N°	Fecha	Hora	am/pm	TIRANTE (CM) PUNTO P-2 COLEC. PTE PIEDRA	TIRANTE (%)	Q (L/S) PUNTO P-2 COLEC. PTE PIEDRA
1	26/08/15	08:45:00	a.m.	30.324	51%	190.91
2	26/08/15	08:50:00	a.m.	30.23111	50%	184.63
3	26/08/15	08:55:00	a.m.	30.76765	51%	190.91
4	26/08/15	09:00:00	a.m.	29.81689	50%	184.63
5	26/08/15	09:05:00	a.m.	30.36455	51%	190.91
6	26/08/15	09:10:00	a.m.	30.2047	50%	184.63
7	26/08/15	09:15:00	a.m.	29.20668	49%	178.38
8	26/08/15	09:20:00	a.m.	29.91002	50%	184.63
9	26/08/15	09:25:00	a.m.	30.01844	50%	184.63
10	26/08/15	09:30:00	a.m.	29.3568	49%	178.38
11	26/08/15	09:35:00	a.m.	30.13798	50%	184.63
12	26/08/15	09:40:00	a.m.	29.89473	50%	184.63
13	26/08/15	09:45:00	a.m.	31.15129	52%	197.22
14	26/08/15	09:50:00	a.m.	30.75792	51%	190.91
15	26/08/15	09:55:00	a.m.	30.40069	51%	190.91
16	26/08/15	10:00:00	a.m.	31.85463	53%	203.56
17	26/08/15	10:05:00	a.m.	31.83934	53%	203.56
18	26/08/15	10:10:00	a.m.	30.90804	52%	197.22
19	26/08/15	10:15:00	a.m.	31.25415	52%	197.22
20	26/08/15	10:20:00	a.m.	31.39871	52%	197.22
21	26/08/15	10:25:00	a.m.	31.83378	53%	203.56
22	26/08/15	10:30:00	a.m.	30.28254	50%	184.63
23	26/08/15	10:35:00	a.m.	31.14573	52%	197.22
24	26/08/15	10:40:00	a.m.	32.05618	53%	203.56
25	26/08/15	10:45:00	a.m.	30.70649	51%	190.91
26	26/08/15	10:50:00	a.m.	31.29585	52%	197.22
27	26/08/15	10:55:00	a.m.	31.72536	53%	203.56
28	26/08/15	11:00:00	a.m.	30.90804	52%	197.22
29	26/08/15	11:05:00	a.m.	32.54268	54%	209.91
30	26/08/15	11:10:00	a.m.	32.86794	55%	216.28
31	26/08/15	11:15:00	a.m.	31.97278	53%	203.56
32	26/08/15	11:20:00	a.m.	32.08259	53%	203.56
33	26/08/15	11:25:00	a.m.	32.99721	55%	216.28
34	26/08/15	11:30:00	a.m.	33.39614	56%	222.65
35	26/08/15	11:35:00	a.m.	32.52739	54%	209.91
36	26/08/15	11:40:00	a.m.	33.23073	55%	216.28
37	26/08/15	11:45:00	a.m.	34.36219	57%	229.02
38	26/08/15	11:50:00	a.m.	34.15091	57%	229.02
39	26/08/15	11:55:00	a.m.	34.02164	57%	229.02
40	26/08/15	12:00:00	p.m.	34.91124	58%	235.39
41	26/08/15	12:05:00	p.m.	34.59571	58%	235.39

N°	Fecha	Hora	am/pm	TIRANTE (CM) PUNTO P-2 COLEC. PTE PIEDRA	TIRANTE (%)	Q (L/S) PUNTO P-2 COLEC. PTE PIEDRA
42	26/08/15	12:10:00	p.m.	34.73054	58%	235.39
43	26/08/15	12:15:00	p.m.	35.88285	60%	248.08
44	26/08/15	12:20:00	p.m.	36.16224	60%	248.08
45	26/08/15	12:25:00	p.m.	37.22281	62%	260.68
46	26/08/15	12:30:00	p.m.	37.97202	63%	266.94
47	26/08/15	12:35:00	p.m.	36.68488	61%	254.40
48	26/08/15	12:40:00	p.m.	37.52305	63%	266.94
49	26/08/15	12:45:00	p.m.	37.08798	62%	260.68
50	26/08/15	12:50:00	p.m.	36.54032	61%	254.40
51	26/08/15	12:55:00	p.m.	38.43767	64%	273.15
52	26/08/15	01:00:00	p.m.	37.27424	62%	260.68
53	26/08/15	01:05:00	p.m.	36.3485	61%	254.40
54	26/08/15	01:10:00	p.m.	37.21169	62%	260.68
55	26/08/15	01:15:00	p.m.	38.45852	64%	273.15
56	26/08/15	01:20:00	p.m.	39.29669	65%	279.31
57	26/08/15	01:25:00	p.m.	38.3084	64%	273.15
58	26/08/15	01:30:00	p.m.	36.20394	60%	248.08
59	26/08/15	01:35:00	p.m.	36.48889	61%	254.40
60	26/08/15	01:40:00	p.m.	35.58261	59%	241.74
61	26/08/15	01:45:00	p.m.	35.57844	59%	241.74
62	26/08/15	01:50:00	p.m.	35.60346	59%	241.74
63	26/08/15	01:55:00	p.m.	33.82009	56%	222.65
64	26/08/15	02:00:00	p.m.	34.15647	57%	229.02
65	26/08/15	02:05:00	p.m.	33.56155	56%	222.65
66	26/08/15	02:10:00	p.m.	32.4287	54%	209.91
67	26/08/15	02:15:00	p.m.	32.55797	54%	209.91
68	26/08/15	02:20:00	p.m.	32.67612	54%	209.91
69	26/08/15	02:25:00	p.m.	33.02779	55%	216.28
70	26/08/15	02:30:00	p.m.	31.60165	53%	203.56
71	26/08/15	02:35:00	p.m.	32.50654	54%	209.91
72	26/08/15	02:40:00	p.m.	31.71424	53%	203.56
73	26/08/15	02:45:00	p.m.	31.75594	53%	203.56
74	26/08/15	02:50:00	p.m.	32.35642	54%	209.91
75	26/08/15	02:55:00	p.m.	30.9136	52%	197.22
76	26/08/15	03:00:00	p.m.	31.9005	53%	203.56
77	26/08/15	03:05:00	p.m.	32.56353	54%	209.91
78	26/08/15	03:10:00	p.m.	31.32643	52%	197.22
79	26/08/15	03:15:00	p.m.	31.64196	53%	203.56
80	26/08/15	03:20:00	p.m.	32.48013	54%	209.91
81	26/08/15	03:25:00	p.m.	32.9152	55%	216.28
82	26/08/15	03:30:00	p.m.	32.99721	55%	216.28
83	26/08/15	03:35:00	p.m.	31.74065	53%	203.56

N°	Fecha	Hora	am/pm	TIRANTE (CM) PUNTO P-2 COLEC. PTE PIEDRA	TIRANTE (%)	Q (L/S) PUNTO P-2 COLEC. PTE PIEDRA
84	26/08/15	03:40:00	p.m.	31.40983	52%	197.22
85	26/08/15	03:45:00	p.m.	32.01448	53%	203.56
86	26/08/15	03:50:00	p.m.	30.73707	51%	190.91
87	26/08/15	03:55:00	p.m.	31.67393	53%	203.56
88	26/08/15	04:00:00	p.m.	32.53712	54%	209.91
89	26/08/15	04:05:00	p.m.	31.19299	52%	197.22
90	26/08/15	04:10:00	p.m.	32.13819	54%	209.91
91	26/08/15	04:15:00	p.m.	32.55797	54%	209.91
92	26/08/15	04:20:00	p.m.	31.50852	53%	203.56
93	26/08/15	04:25:00	p.m.	32.33001	54%	209.91
94	26/08/15	04:30:00	p.m.	31.04704	52%	197.22
95	26/08/15	04:35:00	p.m.	31.84907	53%	203.56
96	26/08/15	04:40:00	p.m.	32.68168	54%	209.91
97	26/08/15	04:45:00	p.m.	32.95134	55%	216.28
98	26/08/15	04:50:00	p.m.	32.80539	55%	216.28
99	26/08/15	04:55:00	p.m.	31.71424	53%	203.56
100	26/08/15	05:00:00	p.m.	30.93862	52%	197.22
101	26/08/15	05:05:00	p.m.	31.34728	52%	197.22
102	26/08/15	05:10:00	p.m.	29.99759	50%	184.63
103	26/08/15	05:15:00	p.m.	29.47495	49%	178.38
104	26/08/15	05:20:00	p.m.	30.67591	51%	190.91
105	26/08/15	05:25:00	p.m.	30.00315	50%	184.63
106	26/08/15	05:30:00	p.m.	29.77519	50%	184.63
107	26/08/15	05:35:00	p.m.	30.41598	51%	190.91
108	26/08/15	05:40:00	p.m.	29.14969	49%	178.38
109	26/08/15	05:45:00	p.m.	29.81689	50%	184.63
110	26/08/15	05:50:00	p.m.	30.15744	50%	184.63
111	26/08/15	05:55:00	p.m.	29.42352	49%	178.38
112	26/08/15	06:00:00	p.m.	30.71622	51%	190.91
113	26/08/15	06:05:00	p.m.	31.41539	52%	197.22
114	26/08/15	06:10:00	p.m.	29.66121	49%	178.38
115	26/08/15	06:15:00	p.m.	29.49024	49%	178.38
116	26/08/15	06:20:00	p.m.	30.17412	50%	184.63
117	26/08/15	06:25:00	p.m.	31.16658	52%	197.22
118	26/08/15	06:30:00	p.m.	31.275	52%	197.22
119	26/08/15	06:35:00	p.m.	30.8302	51%	190.91
120	26/08/15	06:40:00	p.m.	29.79048	50%	184.63
121	26/08/15	06:45:00	p.m.	30.83576	51%	190.91
122	26/08/15	06:50:00	p.m.	29.72932	50%	184.63
123	26/08/15	06:55:00	p.m.	29.66677	49%	178.38
124	26/08/15	07:00:00	p.m.	29.87388	50%	184.63
125	26/08/15	07:05:00	p.m.	30.52023	51%	190.91

N°	Fecha	Hora	am/pm	TIRANTE (CM) PUNTO P-2 COLEC. PTE PIEDRA	TIRANTE (%)	Q (L/S) PUNTO P-2 COLEC. PTE PIEDRA
126	26/08/15	07:10:00	p.m.	29.98786	50%	184.63
127	26/08/15	07:15:00	p.m.	29.87944	50%	184.63
128	26/08/15	07:20:00	p.m.	30.32424	51%	190.91
129	26/08/15	07:25:00	p.m.	28.79246	48%	172.16
130	26/08/15	07:30:00	p.m.	28.37407	47%	165.99
131	26/08/15	07:35:00	p.m.	28.92173	48%	172.16
132	26/08/15	07:40:00	p.m.	27.73745	46%	159.87
133	26/08/15	07:45:00	p.m.	28.45191	47%	165.99
134	26/08/15	07:50:00	p.m.	27.69575	46%	159.87
135	26/08/15	07:55:00	p.m.	26.89511	45%	153.81
136	26/08/15	08:00:00	p.m.	27.86116	46%	159.87
137	26/08/15	08:05:00	p.m.	25.87624	43%	141.85
138	26/08/15	08:10:00	p.m.	26.42946	44%	147.80
139	26/08/15	08:15:00	p.m.	25.80813	43%	141.85
140	26/08/15	08:20:00	p.m.	25.16734	42%	135.97
141	26/08/15	08:25:00	p.m.	25.68998	43%	141.85
142	26/08/15	08:30:00	p.m.	24.69196	41%	130.16
143	26/08/15	08:35:00	p.m.	25.5343	43%	141.85
144	26/08/15	08:40:00	p.m.	25.53986	43%	141.85
145	26/08/15	08:45:00	p.m.	24.50014	41%	130.16
146	26/08/15	08:50:00	p.m.	25.576	43%	141.85
147	26/08/15	08:55:00	p.m.	24.17488	40%	124.43
148	26/08/15	09:00:00	p.m.	23.86352	40%	124.43
149	26/08/15	09:05:00	p.m.	25.09506	42%	135.97
150	26/08/15	09:10:00	p.m.	23.53826	39%	118.79
151	26/08/15	09:15:00	p.m.	23.28945	39%	118.79
152	26/08/15	09:20:00	p.m.	24.89351	41%	130.16
153	26/08/15	09:25:00	p.m.	22.86133	38%	113.22
154	26/08/15	09:30:00	p.m.	22.69453	38%	113.22
155	26/08/15	09:35:00	p.m.	23.63695	39%	118.79
156	26/08/15	09:40:00	p.m.	22.72094	38%	113.22
157	26/08/15	09:45:00	p.m.	22.31784	37%	107.75
158	26/08/15	09:50:00	p.m.	22.77793	38%	113.22
159	26/08/15	09:55:00	p.m.	22.83492	38%	113.22
160	26/08/15	10:00:00	p.m.	22.28726	37%	107.75
161	26/08/15	10:05:00	p.m.	21.03487	35%	97.09
162	26/08/15	10:10:00	p.m.	22.36371	37%	107.75
163	26/08/15	10:15:00	p.m.	22.30255	37%	107.75
164	26/08/15	10:20:00	p.m.	21.10715	35%	97.09
165	26/08/15	10:25:00	p.m.	20.79162	35%	97.09
166	26/08/15	10:30:00	p.m.	22.31228	37%	107.75
167	26/08/15	10:35:00	p.m.	21.46438	36%	102.37

N°	Fecha	Hora	am/pm	TIRANTE (CM) PUNTO P-2 COLEC. PTE PIEDRA	TIRANTE (%)	Q (L/S) PUNTO P-2 COLEC. PTE PIEDRA
168	26/08/15	10:40:00	p.m.	20.47609	34%	91.91
169	26/08/15	10:45:00	p.m.	20.26481	34%	91.91
170	26/08/15	10:50:00	p.m.	21.84246	36%	102.37
171	26/08/15	10:55:00	p.m.	21.21557	35%	97.09
172	26/08/15	11:00:00	p.m.	20.10357	34%	91.91
173	26/08/15	11:05:00	p.m.	20.2384	34%	91.91
174	26/08/15	11:10:00	p.m.	20.19253	34%	91.91
175	26/08/15	11:15:00	p.m.	21.43797	36%	102.37
176	26/08/15	11:20:00	p.m.	20.92645	35%	97.09
177	26/08/15	11:25:00	p.m.	20.92089	35%	97.09
178	26/08/15	11:30:00	p.m.	20.88058	35%	97.09
179	26/08/15	11:35:00	p.m.	20.36767	34%	91.91
180	26/08/15	11:40:00	p.m.	21.14885	35%	97.09
181	26/08/15	11:45:00	p.m.	20.07855	33%	86.84
182	26/08/15	11:50:00	p.m.	19.10138	32%	81.88
183	26/08/15	11:55:00	p.m.	18.71357	31%	77.04
184	27/08/15	12:00:00	a.m.	18.72886	31%	77.04
185	27/08/15	12:05:00	a.m.	20.13971	34%	91.91
186	27/08/15	12:10:00	a.m.	19.31822	32%	81.88
187	27/08/15	12:15:00	a.m.	18.61488	31%	77.04
188	27/08/15	12:20:00	a.m.	18.37163	31%	77.04
189	27/08/15	12:25:00	a.m.	17.72528	30%	72.31
190	27/08/15	12:30:00	a.m.	17.58489	29%	67.71
191	27/08/15	12:35:00	a.m.	19.62819	33%	86.84
192	27/08/15	12:40:00	a.m.	19.13196	32%	81.88
193	27/08/15	12:45:00	a.m.	17.86984	30%	72.31
194	27/08/15	12:50:00	a.m.	17.65856	29%	67.71
195	27/08/15	12:55:00	a.m.	17.49176	29%	67.71
196	27/08/15	01:00:00	a.m.	17.44033	29%	67.71
197	27/08/15	01:05:00	a.m.	17.39446	29%	67.71
198	27/08/15	01:10:00	a.m.	18.16452	30%	72.31
199	27/08/15	01:15:00	a.m.	19.71576	33%	86.84
200	27/08/15	01:20:00	a.m.	17.37917	29%	67.71
201	27/08/15	01:25:00	a.m.	17.15121	29%	67.71
202	27/08/15	01:30:00	a.m.	16.60772	28%	63.23
203	27/08/15	01:35:00	a.m.	16.44787	27%	58.88
204	27/08/15	01:40:00	a.m.	15.98222	27%	58.88
205	27/08/15	01:45:00	a.m.	15.53186	26%	54.66
206	27/08/15	01:50:00	a.m.	15.54298	26%	54.66
207	27/08/15	01:55:00	a.m.	15.40815	26%	54.66
208	27/08/15	02:00:00	a.m.	15.31502	26%	54.66
209	27/08/15	02:05:00	a.m.	15.6514	26%	54.66

N°	Fecha	Hora	am/pm	TIRANTE (CM) PUNTO P-2 COLEC. PTE PIEDRA	TIRANTE (%)	Q (L/S) PUNTO P-2 COLEC. PTE PIEDRA
210	27/08/15	02:10:00	a.m.	17.53902	29%	67.71
211	27/08/15	02:15:00	a.m.	16.59799	28%	63.23
212	27/08/15	02:20:00	a.m.	15.27332	25%	50.58
213	27/08/15	02:25:00	a.m.	15.11903	25%	50.58
214	27/08/15	02:30:00	a.m.	14.93277	25%	50.58
215	27/08/15	02:35:00	a.m.	14.88551	25%	50.58
216	27/08/15	02:40:00	a.m.	14.93694	25%	50.58
217	27/08/15	02:45:00	a.m.	14.63253	24%	46.64
218	27/08/15	02:50:00	a.m.	14.51299	24%	46.64
219	27/08/15	02:55:00	a.m.	14.33229	24%	46.64
220	27/08/15	03:00:00	a.m.	15.07733	25%	50.58
221	27/08/15	03:05:00	a.m.	14.51855	24%	46.64
222	27/08/15	03:10:00	a.m.	14.10016	24%	46.64
223	27/08/15	03:15:00	a.m.	13.85691	23%	42.84
224	27/08/15	03:20:00	a.m.	14.29059	24%	46.64
225	27/08/15	03:25:00	a.m.	16.59799	28%	63.23
226	27/08/15	03:30:00	a.m.	15.93079	27%	58.88
227	27/08/15	03:35:00	a.m.	14.65755	24%	46.64
228	27/08/15	03:40:00	a.m.	14.08487	23%	42.84
229	27/08/15	03:45:00	a.m.	13.98618	23%	42.84
230	27/08/15	03:50:00	a.m.	13.90278	23%	42.84
231	27/08/15	03:55:00	a.m.	13.89861	23%	42.84
232	27/08/15	04:00:00	a.m.	13.89305	23%	42.84
233	27/08/15	04:05:00	a.m.	13.7888	23%	42.84
234	27/08/15	04:10:00	a.m.	13.76378	23%	42.84
235	27/08/15	04:15:00	a.m.	13.77351	23%	42.84
236	27/08/15	04:20:00	a.m.	13.72764	23%	42.84
237	27/08/15	04:25:00	a.m.	13.64007	23%	42.84
238	27/08/15	04:30:00	a.m.	13.62339	23%	42.84
239	27/08/15	04:35:00	a.m.	13.57196	23%	42.84
240	27/08/15	04:40:00	a.m.	13.48995	22%	39.19
241	27/08/15	04:45:00	a.m.	13.50524	23%	42.84
242	27/08/15	04:50:00	a.m.	13.62339	23%	42.84
243	27/08/15	04:55:00	a.m.	13.52053	23%	42.84
244	27/08/15	05:00:00	a.m.	14.56025	24%	46.64
245	27/08/15	05:05:00	a.m.	15.49572	26%	54.66
246	27/08/15	05:10:00	a.m.	16.18933	27%	58.88
247	27/08/15	05:15:00	a.m.	17.32218	29%	67.71
248	27/08/15	05:20:00	a.m.	16.3186	27%	58.88
249	27/08/15	05:25:00	a.m.	15.70839	26%	54.66
250	27/08/15	05:30:00	a.m.	15.51101	26%	54.66
251	27/08/15	05:35:00	a.m.	15.76955	26%	54.66

N°	Fecha	Hora	am/pm	TIRANTE (CM) PUNTO P-2 COLEC. PTE PIEDRA	TIRANTE (%)	Q (L/S) PUNTO P-2 COLEC. PTE PIEDRA
252	27/08/15	05:40:00	a.m.	16.35474	27%	58.88
253	27/08/15	05:45:00	a.m.	16.4576	27%	58.88
254	27/08/15	05:50:00	a.m.	16.47845	27%	58.88
255	27/08/15	05:55:00	a.m.	17.99355	30%	72.31
256	27/08/15	06:00:00	a.m.	21.44353	36%	102.37
257	27/08/15	06:05:00	a.m.	20.5025	34%	91.91
258	27/08/15	06:10:00	a.m.	21.32955	36%	102.37
259	27/08/15	06:15:00	a.m.	23.64668	39%	118.79
260	27/08/15	06:20:00	a.m.	22.64866	38%	113.22
261	27/08/15	06:25:00	a.m.	24.13318	40%	124.43
262	27/08/15	06:30:00	a.m.	23.46598	39%	118.79
263	27/08/15	06:35:00	a.m.	24.21102	40%	124.43
264	27/08/15	06:40:00	a.m.	24.58354	41%	130.16
265	27/08/15	06:45:00	a.m.	24.37087	41%	130.16
266	27/08/15	06:50:00	a.m.	25.90682	43%	141.85
267	27/08/15	06:55:00	a.m.	25.14093	42%	135.97
268	27/08/15	07:00:00	a.m.	26.32521	44%	147.80
269	27/08/15	07:05:00	a.m.	28.22951	47%	165.99
270	27/08/15	07:10:00	a.m.	28.03769	47%	165.99
271	27/08/15	07:15:00	a.m.	28.19337	47%	165.99
272	27/08/15	07:20:00	a.m.	29.95172	50%	184.63
273	27/08/15	07:25:00	a.m.	31.38898	52%	197.22
274	27/08/15	07:30:00	a.m.	30.74819	51%	190.91
275	27/08/15	07:35:00	a.m.	31.0109	52%	197.22
276	27/08/15	07:40:00	a.m.	32.53712	54%	209.91
277	27/08/15	07:45:00	a.m.	33.62271	56%	222.65
278	27/08/15	07:50:00	a.m.	34.28574	57%	229.02
279	27/08/15	07:55:00	a.m.	34.85981	58%	235.39
280	27/08/15	08:00:00	a.m.	33.81453	56%	222.65
281	27/08/15	08:05:00	a.m.	33.97994	57%	229.02
282	27/08/15	08:10:00	a.m.	34.90568	58%	235.39
283	27/08/15	08:15:00	a.m.	34.6527	58%	235.39
284	27/08/15	08:20:00	a.m.	33.00833	55%	216.28
285	27/08/15	08:25:00	a.m.	33.30718	56%	222.65
286	27/08/15	08:30:00	a.m.	31.93247	53%	203.56
287	27/08/15	08:35:00	a.m.	31.53354	53%	203.56
288	27/08/15	08:40:00	a.m.	31.59053	53%	203.56
289	27/08/15	08:45:00	a.m.	30.31868	51%	190.91
290	27/08/15	08:50:00	a.m.	31.60582	53%	203.56
291	27/08/15	08:55:00	a.m.	30.39652	51%	190.91
292	27/08/15	09:00:00	a.m.	30.6078	51%	190.91
293	27/08/15	09:05:00	a.m.	31.32226	52%	197.22

N°	Fecha	Hora	am/pm	TIRANTE (CM) PUNTO P-2 COLEC. PTE PIEDRA	TIRANTE (%)	Q (L/S) PUNTO P-2 COLEC. PTE PIEDRA
294	27/08/15	09:10:00	a.m.	31.69339	53%	203.56
295	27/08/15	09:15:00	a.m.	30.17412	50%	184.63
296	27/08/15	09:20:00	a.m.	31.28612	52%	197.22
297	27/08/15	09:25:00	a.m.	31.91579	53%	203.56
298	27/08/15	09:30:00	a.m.	30.57722	51%	190.91
299	27/08/15	09:35:00	a.m.	30.85661	51%	190.91
300	27/08/15	09:40:00	a.m.	31.69339	53%	203.56
301	27/08/15	09:45:00	a.m.	32.72338	55%	216.28
302	27/08/15	09:50:00	a.m.	31.33755	52%	197.22
303	27/08/15	09:55:00	a.m.	32.0256	53%	203.56
304	27/08/15	10:00:00	a.m.	32.59967	54%	209.91
305	27/08/15	10:05:00	a.m.	31.79764	53%	203.56
306	27/08/15	10:10:00	a.m.	33.14177	55%	216.28
307	27/08/15	10:15:00	a.m.	32.68168	54%	209.91
308	27/08/15	10:20:00	a.m.	32.6511	54%	209.91
309	27/08/15	10:25:00	a.m.	33.91322	57%	229.02
310	27/08/15	10:30:00	a.m.	33.16818	55%	216.28
311	27/08/15	10:35:00	a.m.	33.71584	56%	222.65
312	27/08/15	10:40:00	a.m.	34.44003	57%	229.02
313	27/08/15	10:45:00	a.m.	33.86596	56%	222.65
314	27/08/15	10:50:00	a.m.	33.73113	56%	222.65
315	27/08/15	10:55:00	a.m.	34.28018	57%	229.02
316	27/08/15	11:00:00	a.m.	33.52958	56%	222.65
317	27/08/15	11:05:00	a.m.	34.04666	57%	229.02
318	27/08/15	11:10:00	a.m.	34.90568	58%	235.39
319	27/08/15	11:15:00	a.m.	35.38662	59%	241.74
320	27/08/15	11:20:00	a.m.	35.24206	59%	241.74
321	27/08/15	11:25:00	a.m.	34.64714	58%	235.39
322	27/08/15	11:30:00	a.m.	35.83698	60%	248.08
323	27/08/15	11:35:00	a.m.	37.66761	63%	266.94
324	27/08/15	11:40:00	a.m.	37.89001	63%	266.94
325	27/08/15	11:45:00	a.m.	39.2814	65%	279.31
326	27/08/15	11:50:00	a.m.	45.06797	75%	336.72
327	27/08/15	11:55:00	a.m.	49.85235	83%	373.33
328	27/08/15	12:00:00	p.m.	52.04994	87%	386.63
329	27/08/15	12:05:00	p.m.	52.76857	88%	389.27
330	27/08/15	12:10:00	p.m.	56.54937	94%	397.20
331	27/08/15	12:15:00	p.m.	58.46896	97%	393.53
332	27/08/15	12:20:00	p.m.	58.54541	98%	390.19
333	27/08/15	12:25:00	p.m.	62.16636	104%	369.26
334	27/08/15	12:30:00	p.m.	66.30856	111%	369.26
335	27/08/15	12:35:00	p.m.	68.88701	115%	369.26

N°	Fecha	Hora	am/pm	TIRANTE (CM) PUNTO P-2 COLEC. PTE PIEDRA	TIRANTE (%)	Q (L/S) PUNTO P-2 COLEC. PTE PIEDRA
336	27/08/15	12:40:00	p.m.	70.72876	118%	369.26
337	27/08/15	12:45:00	p.m.	72.49128	121%	369.26
338	27/08/15	12:50:00	p.m.	72.0159	120%	369.26
339	27/08/15	12:55:00	p.m.	68.52005	114%	369.26
340	27/08/15	01:00:00	p.m.	67.27044	112%	369.26
341	27/08/15	01:05:00	p.m.	66.71166	111%	369.26
342	27/08/15	01:10:00	p.m.	66.04446	110%	369.26
343	27/08/15	01:15:00	p.m.	65.46066	109%	369.26
344	27/08/15	01:20:00	p.m.	64.01784	107%	369.26
345	27/08/15	01:25:00	p.m.	62.59031	104%	369.26
346	27/08/15	01:30:00	p.m.	61.12108	102%	369.26
347	27/08/15	01:35:00	p.m.	59.08334	98%	390.19
348	27/08/15	01:40:00	p.m.	57.09286	95%	396.77
349	27/08/15	01:45:00	p.m.	57.3931	96%	395.61
350	27/08/15	01:50:00	p.m.	57.43897	96%	395.61
351	27/08/15	01:55:00	p.m.	56.42566	94%	397.20
352	27/08/15	02:00:00	p.m.	55.41652	92%	396.31
353	27/08/15	02:05:00	p.m.	54.28506	90%	393.55
354	27/08/15	02:10:00	p.m.	53.51361	89%	391.58
355	27/08/15	02:15:00	p.m.	51.81781	86%	383.70
356	27/08/15	02:20:00	p.m.	48.86406	81%	365.27
357	27/08/15	02:25:00	p.m.	49.50624	83%	373.33
358	27/08/15	02:30:00	p.m.	51.41471	86%	383.70
359	27/08/15	02:35:00	p.m.	47.82017	80%	360.93
360	27/08/15	02:40:00	p.m.	46.36067	77%	346.87
361	27/08/15	02:45:00	p.m.	46.3565	77%	346.87
362	27/08/15	02:50:00	p.m.	43.44445	72%	320.51
363	27/08/15	02:55:00	p.m.	41.96549	70%	309.15
364	27/08/15	03:00:00	p.m.	43.87396	73%	326.03
365	27/08/15	03:05:00	p.m.	57.49596	96%	395.61
366	27/08/15	03:10:00	p.m.	75.52704	126%	369.26
367	27/08/15	03:15:00	p.m.	83.79476	140%	369.26
368	27/08/15	03:20:00	p.m.	91.69413	153%	369.26
369	27/08/15	03:25:00	p.m.	98.44397	164%	369.26
370	27/08/15	03:30:00	p.m.	103.50218	173%	369.26
371	27/08/15	03:35:00	p.m.	103.41322	172%	369.26
372	27/08/15	03:40:00	p.m.	104.48908	174%	369.26
373	27/08/15	03:45:00	p.m.	103.62033	173%	369.26
374	27/08/15	03:50:00	p.m.	99.08476	165%	369.26
375	27/08/15	03:55:00	p.m.	95.74181	160%	369.26
376	27/08/15	04:00:00	p.m.	92.51979	154%	369.26
377	27/08/15	04:05:00	p.m.	87.97866	147%	369.26

N°	Fecha	Hora	am/pm	TIRANTE (CM) PUNTO P-2 COLEC. PTE PIEDRA	TIRANTE (%)	Q (L/S) PUNTO P-2 COLEC. PTE PIEDRA
378	27/08/15	04:10:00	p.m.	80.73815	135%	369.26
379	27/08/15	04:15:00	p.m.	73.00141	122%	369.26
380	27/08/15	04:20:00	p.m.	65.82762	110%	369.26
381	27/08/15	04:25:00	p.m.	61.52557	103%	369.26
382	27/08/15	04:30:00	p.m.	58.8665	98%	390.19
383	27/08/15	04:35:00	p.m.	56.45068	94%	397.20
384	27/08/15	04:40:00	p.m.	52.51003	88%	389.27
385	27/08/15	04:45:00	p.m.	46.38708	77%	346.87
386	27/08/15	04:50:00	p.m.	44.42718	74%	331.43
387	27/08/15	04:55:00	p.m.	42.34774	71%	314.88
388	27/08/15	05:00:00	p.m.	38.6559	64%	273.15
389	27/08/15	05:05:00	p.m.	37.95256	63%	266.94
390	27/08/15	05:10:00	p.m.	38.56694	64%	273.15
391	27/08/15	05:15:00	p.m.	37.44521	62%	260.68
392	27/08/15	05:20:00	p.m.	35.96625	60%	248.08
393	27/08/15	05:25:00	p.m.	36.48889	61%	254.40
394	27/08/15	05:30:00	p.m.	36.69044	61%	254.40
395	27/08/15	05:35:00	p.m.	34.98908	58%	235.39
396	27/08/15	05:40:00	p.m.	35.27264	59%	241.74
397	27/08/15	05:45:00	p.m.	35.82586	60%	248.08
398	27/08/15	05:50:00	p.m.	34.51231	58%	235.39
399	27/08/15	05:55:00	p.m.	34.96823	58%	235.39
400	27/08/15	06:00:00	p.m.	33.5824	56%	222.65
401	27/08/15	06:05:00	p.m.	33.85067	56%	222.65
402	27/08/15	06:10:00	p.m.	34.18149	57%	229.02
403	27/08/15	06:15:00	p.m.	32.81651	55%	216.28
404	27/08/15	06:20:00	p.m.	33.23073	55%	216.28
405	27/08/15	06:25:00	p.m.	34.10921	57%	229.02
406	27/08/15	06:30:00	p.m.	33.95909	57%	229.02
407	27/08/15	06:35:00	p.m.	32.71782	55%	216.28
408	27/08/15	06:40:00	p.m.	33.73113	56%	222.65
409	27/08/15	06:45:00	p.m.	32.85821	55%	216.28
410	27/08/15	06:50:00	p.m.	32.37171	54%	209.91
411	27/08/15	06:55:00	p.m.	32.58855	54%	209.91
412	27/08/15	07:00:00	p.m.	30.81491	51%	190.91
413	27/08/15	07:05:00	p.m.	31.53354	53%	203.56
414	27/08/15	07:10:00	p.m.	31.92135	53%	203.56
415	27/08/15	07:15:00	p.m.	30.77877	51%	190.91
416	27/08/15	07:20:00	p.m.	30.92333	52%	197.22
417	27/08/15	07:25:00	p.m.	31.49184	52%	197.22
418	27/08/15	07:30:00	p.m.	30.01288	50%	184.63
419	27/08/15	07:35:00	p.m.	29.91002	50%	184.63

N°	Fecha	Hora	am/pm	TIRANTE (CM) PUNTO P-2 COLEC. PTE PIEDRA	TIRANTE (%)	Q (L/S) PUNTO P-2 COLEC. PTE PIEDRA
420	27/08/15	07:40:00	p.m.	29.93504	50%	184.63
421	27/08/15	07:45:00	p.m.	30.99005	52%	197.22
422	27/08/15	07:50:00	p.m.	29.40823	49%	178.38
423	27/08/15	07:55:00	p.m.	29.91002	50%	184.63
424	27/08/15	08:00:00	p.m.	29.1761	49%	178.38
425	27/08/15	08:05:00	p.m.	28.80358	48%	172.16
426	27/08/15	08:10:00	p.m.	29.10799	49%	178.38
427	27/08/15	08:15:00	p.m.	27.86672	46%	159.87
428	27/08/15	08:20:00	p.m.	28.47693	47%	165.99
429	27/08/15	08:25:00	p.m.	29.54306	49%	178.38
430	27/08/15	08:30:00	p.m.	28.55477	48%	172.16
431	27/08/15	08:35:00	p.m.	28.74103	48%	172.16
432	27/08/15	08:40:00	p.m.	28.25453	47%	165.99
433	27/08/15	08:45:00	p.m.	27.52061	46%	159.87
434	27/08/15	08:50:00	p.m.	28.36851	47%	165.99
435	27/08/15	08:55:00	p.m.	26.58375	44%	147.80
436	27/08/15	09:00:00	p.m.	27.36076	46%	159.87
437	27/08/15	09:05:00	p.m.	26.56846	44%	147.80
438	27/08/15	09:10:00	p.m.	25.85539	43%	141.85
439	27/08/15	09:15:00	p.m.	26.24876	44%	147.80
440	27/08/15	09:20:00	p.m.	25.3119	42%	135.97
441	27/08/15	09:25:00	p.m.	25.18819	42%	135.97
442	27/08/15	09:30:00	p.m.	25.92211	43%	141.85
443	27/08/15	09:35:00	p.m.	24.25689	40%	124.43
444	27/08/15	09:40:00	p.m.	24.96023	42%	135.97
445	27/08/15	09:45:00	p.m.	24.85737	41%	130.16
446	27/08/15	09:50:00	p.m.	22.96419	38%	113.22
447	27/08/15	09:55:00	p.m.	24.17905	40%	124.43
448	27/08/15	10:00:00	p.m.	23.09346	38%	113.22
449	27/08/15	10:05:00	p.m.	22.24556	37%	107.75
450	27/08/15	10:10:00	p.m.	23.69394	39%	118.79
451	27/08/15	10:15:00	p.m.	22.73623	38%	113.22
452	27/08/15	10:20:00	p.m.	22.15799	37%	107.75
453	27/08/15	10:25:00	p.m.	22.00787	37%	107.75
454	27/08/15	10:30:00	p.m.	22.70565	38%	113.22
455	27/08/15	10:35:00	p.m.	21.63952	36%	102.37
456	27/08/15	10:40:00	p.m.	21.3504	36%	102.37
457	27/08/15	10:45:00	p.m.	22.27058	37%	107.75
458	27/08/15	10:50:00	p.m.	21.77991	36%	102.37
459	27/08/15	10:55:00	p.m.	20.89031	35%	97.09
460	27/08/15	11:00:00	p.m.	20.49694	34%	91.91
461	27/08/15	11:05:00	p.m.	21.83134	36%	102.37

N°	Fecha	Hora	am/pm	TIRANTE (CM) PUNTO P-2 COLEC. PTE PIEDRA	TIRANTE (%)	Q (L/S) PUNTO P-2 COLEC. PTE PIEDRA
462	27/08/15	11:10:00	p.m.	21.41712	36%	102.37
463	27/08/15	11:15:00	p.m.	20.52335	34%	91.91
464	27/08/15	11:20:00	p.m.	19.99515	33%	86.84
465	27/08/15	11:25:00	p.m.	20.43578	34%	91.91
466	27/08/15	11:30:00	p.m.	21.42268	36%	102.37
467	27/08/15	11:35:00	p.m.	20.16056	34%	91.91
468	27/08/15	11:40:00	p.m.	19.92287	33%	86.84
469	27/08/15	11:45:00	p.m.	19.48363	32%	81.88
470	27/08/15	11:50:00	p.m.	20.55949	34%	91.91
471	27/08/15	11:55:00	p.m.	20.67764	34%	91.91
472	28/08/15	12:00:00	a.m.	19.59761	33%	86.84
473	28/08/15	12:05:00	a.m.	19.23065	32%	81.88
474	28/08/15	12:10:00	a.m.	18.64546	31%	77.04
475	28/08/15	12:15:00	a.m.	18.79558	31%	77.04
476	28/08/15	12:20:00	a.m.	19.80472	33%	86.84
477	28/08/15	12:25:00	a.m.	19.06941	32%	81.88
478	28/08/15	12:30:00	a.m.	18.34105	31%	77.04
479	28/08/15	12:35:00	a.m.	18.75388	31%	77.04
480	28/08/15	12:40:00	a.m.	20.016	33%	86.84
481	28/08/15	12:45:00	a.m.	19.13196	32%	81.88
482	28/08/15	12:50:00	a.m.	18.14923	30%	72.31
483	28/08/15	12:55:00	a.m.	17.30133	29%	67.71
484	28/08/15	01:00:00	a.m.	17.21793	29%	67.71
485	28/08/15	01:05:00	a.m.	17.3472	29%	67.71
486	28/08/15	01:10:00	a.m.	17.51817	29%	67.71
487	28/08/15	01:15:00	a.m.	18.70801	31%	77.04
488	28/08/15	01:20:00	a.m.	17.54458	29%	67.71
489	28/08/15	01:25:00	a.m.	17.19291	29%	67.71
490	28/08/15	01:30:00	a.m.	17.05808	28%	63.23
491	28/08/15	01:35:00	a.m.	16.93854	28%	63.23
492	28/08/15	01:40:00	a.m.	16.58687	28%	63.23
493	28/08/15	01:45:00	a.m.	16.49374	27%	58.88
494	28/08/15	01:50:00	a.m.	16.33389	27%	58.88
495	28/08/15	01:55:00	a.m.	16.04894	27%	58.88
496	28/08/15	02:00:00	a.m.	18.0561	30%	72.31
497	28/08/15	02:05:00	a.m.	16.93437	28%	63.23
498	28/08/15	02:10:00	a.m.	16.03921	27%	58.88
499	28/08/15	02:15:00	a.m.	15.6931	26%	54.66
500	28/08/15	02:20:00	a.m.	15.49572	26%	54.66
501	28/08/15	02:25:00	a.m.	15.30946	26%	54.66
502	28/08/15	02:30:00	a.m.	15.17046	25%	50.58
503	28/08/15	02:35:00	a.m.	15.29973	25%	50.58

N°	Fecha	Hora	am/pm	TIRANTE (CM) PUNTO P-2 COLEC. PTE PIEDRA	TIRANTE (%)	Q (L/S) PUNTO P-2 COLEC. PTE PIEDRA
504	28/08/15	02:40:00	a.m.	15.18575	25%	50.58
505	28/08/15	02:45:00	a.m.	15.12876	25%	50.58
506	28/08/15	02:50:00	a.m.	15.18019	25%	50.58
507	28/08/15	02:55:00	a.m.	15.11903	25%	50.58
508	28/08/15	03:00:00	a.m.	15.10235	25%	50.58
509	28/08/15	03:05:00	a.m.	15.09818	25%	50.58
510	28/08/15	03:10:00	a.m.	17.31106	29%	67.71
511	28/08/15	03:15:00	a.m.	16.14763	27%	58.88
512	28/08/15	03:20:00	a.m.	15.41371	26%	54.66
513	28/08/15	03:25:00	a.m.	14.86466	25%	50.58
514	28/08/15	03:30:00	a.m.	14.64782	24%	46.64
515	28/08/15	03:35:00	a.m.	14.26557	24%	46.64
516	28/08/15	03:40:00	a.m.	14.13074	24%	46.64
517	28/08/15	03:45:00	a.m.	14.11545	24%	46.64
518	28/08/15	03:50:00	a.m.	14.2753	24%	46.64
519	28/08/15	03:55:00	a.m.	14.26974	24%	46.64
520	28/08/15	04:00:00	a.m.	13.99174	23%	42.84
521	28/08/15	04:05:00	a.m.	14.04734	23%	42.84
522	28/08/15	04:10:00	a.m.	14.16132	24%	46.64
523	28/08/15	04:15:00	a.m.	14.1363	24%	46.64
524	28/08/15	04:20:00	a.m.	14.08904	23%	42.84
525	28/08/15	04:25:00	a.m.	13.98062	23%	42.84
526	28/08/15	04:30:00	a.m.	14.28086	24%	46.64
527	28/08/15	04:35:00	a.m.	17.36249	29%	67.71
528	28/08/15	04:40:00	a.m.	16.22547	27%	58.88
529	28/08/15	04:45:00	a.m.	15.40259	26%	54.66
530	28/08/15	04:50:00	a.m.	14.88551	25%	50.58
531	28/08/15	04:55:00	a.m.	14.79794	25%	50.58
532	28/08/15	05:00:00	a.m.	14.74095	25%	50.58
533	28/08/15	05:05:00	a.m.	14.74095	25%	50.58
534	28/08/15	05:10:00	a.m.	14.50326	24%	46.64
535	28/08/15	05:15:00	a.m.	14.36843	24%	46.64
536	28/08/15	05:20:00	a.m.	14.317	24%	46.64
537	28/08/15	05:25:00	a.m.	14.33785	24%	46.64
538	28/08/15	05:30:00	a.m.	14.456	24%	46.64
539	28/08/15	05:35:00	a.m.	14.74651	25%	50.58
540	28/08/15	05:40:00	a.m.	14.83964	25%	50.58
541	28/08/15	05:45:00	a.m.	17.17206	29%	67.71
542	28/08/15	05:50:00	a.m.	17.38334	29%	67.71
543	28/08/15	05:55:00	a.m.	16.75228	28%	63.23
544	28/08/15	06:00:00	a.m.	17.38334	29%	67.71
545	28/08/15	06:05:00	a.m.	19.31822	32%	81.88

N°	Fecha	Hora	am/pm	TIRANTE (CM) PUNTO P-2 COLEC. PTE PIEDRA	TIRANTE (%)	Q (L/S) PUNTO P-2 COLEC. PTE PIEDRA
546	28/08/15	06:10:00	a.m.	18.11309	30%	72.31
547	28/08/15	06:15:00	a.m.	19.60734	33%	86.84
548	28/08/15	06:20:00	a.m.	20.36211	34%	91.91
549	28/08/15	06:25:00	a.m.	19.66989	33%	86.84
550	28/08/15	06:30:00	a.m.	21.59365	36%	102.37
551	28/08/15	06:35:00	a.m.	20.16056	34%	91.91
552	28/08/15	06:40:00	a.m.	21.62006	36%	102.37
553	28/08/15	06:45:00	a.m.	21.73265	36%	102.37
554	28/08/15	06:50:00	a.m.	22.59723	38%	113.22
555	28/08/15	06:55:00	a.m.	23.29501	39%	118.79
556	28/08/15	07:00:00	a.m.	25.17707	42%	135.97
557	28/08/15	07:05:00	a.m.	27.36076	46%	159.87
558	28/08/15	07:10:00	a.m.	26.84229	45%	153.81
559	28/08/15	07:15:00	a.m.	28.54504	48%	172.16
560	28/08/15	07:20:00	a.m.	29.79048	50%	184.63
561	28/08/15	07:25:00	a.m.	30.52996	51%	190.91
562	28/08/15	07:30:00	a.m.	31.61138	53%	203.56
563	28/08/15	07:35:00	a.m.	31.10403	52%	197.22
564	28/08/15	07:40:00	a.m.	32.56353	54%	209.91
565	28/08/15	07:45:00	a.m.	33.26687	55%	216.28
566	28/08/15	07:50:00	a.m.	32.4287	54%	209.91
567	28/08/15	07:55:00	a.m.	32.90408	55%	216.28
568	28/08/15	08:00:00	a.m.	33.47815	56%	222.65
569	28/08/15	08:05:00	a.m.	32.55797	54%	209.91
570	28/08/15	08:10:00	a.m.	32.63581	54%	209.91
571	28/08/15	08:15:00	a.m.	32.71782	55%	216.28
572	28/08/15	08:20:00	a.m.	31.68922	53%	203.56
573	28/08/15	08:25:00	a.m.	32.63581	54%	209.91
574	28/08/15	08:30:00	a.m.	31.2333	52%	197.22
575	28/08/15	08:35:00	a.m.	31.37925	52%	197.22
576	28/08/15	08:40:00	a.m.	31.65725	53%	203.56
577	28/08/15	08:45:00	a.m.	30.14771	50%	184.63
578	28/08/15	08:50:00	a.m.	31.42512	52%	197.22
579	28/08/15	08:55:00	a.m.	30.67035	51%	190.91
580	28/08/15	09:00:00	a.m.	30.33397	51%	190.91
581	28/08/15	09:05:00	a.m.	31.0109	52%	197.22
582	28/08/15	09:10:00	a.m.	30.4271	51%	190.91
583	28/08/15	09:15:00	a.m.	30.06431	50%	184.63
584	28/08/15	09:20:00	a.m.	30.93445	52%	197.22
585	28/08/15	09:25:00	a.m.	30.19914	50%	184.63
586	28/08/15	09:30:00	a.m.	29.45966	49%	178.38
587	28/08/15	09:35:00	a.m.	30.3854	51%	190.91

N°	Fecha	Hora	am/pm	TIRANTE (CM) PUNTO P-2 COLEC. PTE PIEDRA	TIRANTE (%)	Q (L/S) PUNTO P-2 COLEC. PTE PIEDRA
588	28/08/15	09:40:00	a.m.	30.13798	50%	184.63
589	28/08/15	09:45:00	a.m.	31.18187	52%	197.22
590	28/08/15	09:50:00	a.m.	30.43683	51%	190.91
591	28/08/15	09:55:00	a.m.	29.71264	50%	184.63
592	28/08/15	10:00:00	a.m.	30.91777	52%	197.22
593	28/08/15	10:05:00	a.m.	30.1213	50%	184.63
594	28/08/15	10:10:00	a.m.	30.89831	51%	190.91
595	28/08/15	10:15:00	a.m.	30.75236	51%	190.91
596	28/08/15	10:20:00	a.m.	30.62865	51%	190.91
597	28/08/15	10:25:00	a.m.	31.67393	53%	203.56
598	28/08/15	10:30:00	a.m.	30.44239	51%	190.91
599	28/08/15	10:35:00	a.m.	31.78652	53%	203.56
600	28/08/15	10:40:00	a.m.	32.09232	53%	203.56
601	28/08/15	10:45:00	a.m.	30.80935	51%	190.91
602	28/08/15	10:50:00	a.m.	31.86992	53%	203.56
603	28/08/15	10:55:00	a.m.	30.71205	51%	190.91
604	28/08/15	11:00:00	a.m.	30.81491	51%	190.91
605	28/08/15	11:05:00	a.m.	31.91162	53%	203.56
606	28/08/15	11:10:00	a.m.	31.30558	52%	197.22
607	28/08/15	11:15:00	a.m.	31.34728	52%	197.22
608	28/08/15	11:20:00	a.m.	32.24244	54%	209.91
609	28/08/15	11:25:00	a.m.	31.92135	53%	203.56
610	28/08/15	11:30:00	a.m.	31.48767	52%	197.22
611	28/08/15	11:35:00	a.m.	32.41341	54%	209.91
612	28/08/15	11:40:00	a.m.	31.9005	53%	203.56
613	28/08/15	11:45:00	a.m.	33.36417	56%	222.65
614	28/08/15	11:50:00	a.m.	32.50654	54%	209.91
615	28/08/15	11:55:00	a.m.	32.69697	54%	209.91
616	28/08/15	12:00:00	p.m.	33.44201	56%	222.65
617	28/08/15	12:05:00	p.m.	32.66083	54%	209.91
618	28/08/15	12:10:00	p.m.	32.96107	55%	216.28
619	28/08/15	12:15:00	p.m.	33.28216	55%	216.28
620	28/08/15	12:20:00	p.m.	32.58299	54%	209.91
621	28/08/15	12:25:00	p.m.	33.61854	56%	222.65
622	28/08/15	12:30:00	p.m.	33.03891	55%	216.28
623	28/08/15	12:35:00	p.m.	33.57128	56%	222.65
624	28/08/15	12:40:00	p.m.	35.07109	58%	235.39
625	28/08/15	12:45:00	p.m.	35.16978	59%	241.74
626	28/08/15	12:50:00	p.m.	35.10167	59%	241.74
627	28/08/15	12:55:00	p.m.	35.98154	60%	248.08
628	28/08/15	01:00:00	p.m.	35.43805	59%	241.74
629	28/08/15	01:05:00	p.m.	35.64516	59%	241.74

N°	Fecha	Hora	am/pm	TIRANTE (CM) PUNTO P-2 COLEC. PTE PIEDRA	TIRANTE (%)	Q (L/S) PUNTO P-2 COLEC. PTE PIEDRA
630	28/08/15	01:10:00	p.m.	36.25537	60%	248.08
631	28/08/15	01:15:00	p.m.	36.91284	62%	260.68
632	28/08/15	01:20:00	p.m.	35.43805	59%	241.74
633	28/08/15	01:25:00	p.m.	34.23848	57%	229.02
634	28/08/15	01:30:00	p.m.	34.611	58%	235.39
635	28/08/15	01:35:00	p.m.	34.60544	58%	235.39
636	28/08/15	01:40:00	p.m.	33.26131	55%	216.28
637	28/08/15	01:45:00	p.m.	33.47259	56%	222.65
638	28/08/15	01:50:00	p.m.	33.1376	55%	216.28
639	28/08/15	01:55:00	p.m.	32.11873	54%	209.91
640	28/08/15	02:00:00	p.m.	32.94022	55%	216.28
641	28/08/15	02:05:00	p.m.	31.41956	52%	197.22
642	28/08/15	02:10:00	p.m.	31.71424	53%	203.56
643	28/08/15	02:15:00	p.m.	31.32226	52%	197.22
644	28/08/15	02:20:00	p.m.	30.29783	50%	184.63
645	28/08/15	02:25:00	p.m.	31.61138	53%	203.56
646	28/08/15	02:30:00	p.m.	30.81491	51%	190.91
647	28/08/15	02:35:00	p.m.	31.86992	53%	203.56
648	28/08/15	02:40:00	p.m.	30.88719	51%	190.91
649	28/08/15	02:45:00	p.m.	32.05062	53%	203.56
650	28/08/15	02:50:00	p.m.	32.81651	55%	216.28
651	28/08/15	02:55:00	p.m.	31.76706	53%	203.56
652	28/08/15	03:00:00	p.m.	32.90408	55%	216.28
653	28/08/15	03:05:00	p.m.	33.50456	56%	222.65
654	28/08/15	03:10:00	p.m.	32.29943	54%	209.91
655	28/08/15	03:15:00	p.m.	33.34332	56%	222.65
656	28/08/15	03:20:00	p.m.	33.62827	56%	222.65
657	28/08/15	03:25:00	p.m.	33.34332	56%	222.65
658	28/08/15	03:30:00	p.m.	34.63185	58%	235.39
659	28/08/15	03:35:00	p.m.	33.83538	56%	222.65
660	28/08/15	03:40:00	p.m.	33.82009	56%	222.65
661	28/08/15	03:45:00	p.m.	33.93824	57%	229.02
662	28/08/15	03:50:00	p.m.	33.13204	55%	216.28
663	28/08/15	03:55:00	p.m.	33.9021	57%	229.02
664	28/08/15	04:00:00	p.m.	32.6094	54%	209.91
665	28/08/15	04:05:00	p.m.	33.56572	56%	222.65
666	28/08/15	04:10:00	p.m.	32.93466	55%	216.28
667	28/08/15	04:15:00	p.m.	32.39812	54%	209.91
668	28/08/15	04:20:00	p.m.	33.26131	55%	216.28
669	28/08/15	04:25:00	p.m.	34.01608	57%	229.02
670	28/08/15	04:30:00	p.m.	33.26687	55%	216.28
671	28/08/15	04:35:00	p.m.	34.42474	57%	229.02

N°	Fecha	Hora	am/pm	TIRANTE (CM) PUNTO P-2 COLEC. PTE PIEDRA	TIRANTE (%)	Q (L/S) PUNTO P-2 COLEC. PTE PIEDRA
672	28/08/15	04:40:00	p.m.	35.40191	59%	241.74
673	28/08/15	04:45:00	p.m.	34.59015	58%	235.39
674	28/08/15	04:50:00	p.m.	34.74583	58%	235.39
675	28/08/15	04:55:00	p.m.	33.96465	57%	229.02
676	28/08/15	05:00:00	p.m.	33.61854	56%	222.65
677	28/08/15	05:05:00	p.m.	33.51429	56%	222.65
678	28/08/15	05:10:00	p.m.	32.5677	54%	209.91
679	28/08/15	05:15:00	p.m.	33.5824	56%	222.65
680	28/08/15	05:20:00	p.m.	32.51627	54%	209.91
681	28/08/15	05:25:00	p.m.	32.1646	54%	209.91
682	28/08/15	05:30:00	p.m.	32.65666	54%	209.91
683	28/08/15	05:35:00	p.m.	31.3584	52%	197.22
684	28/08/15	05:40:00	p.m.	32.03533	53%	203.56
685	28/08/15	05:45:00	p.m.	31.68922	53%	203.56
686	28/08/15	05:50:00	p.m.	30.64394	51%	190.91
687	28/08/15	05:55:00	p.m.	31.74621	53%	203.56
688	28/08/15	06:00:00	p.m.	30.17412	50%	184.63
689	28/08/15	06:05:00	p.m.	30.84132	51%	190.91
690	28/08/15	06:10:00	p.m.	30.23111	50%	184.63
691	28/08/15	06:15:00	p.m.	29.37765	49%	178.38
692	28/08/15	06:20:00	p.m.	29.17054	49%	178.38
693	28/08/15	06:25:00	p.m.	29.17054	49%	178.38
694	28/08/15	06:30:00	p.m.	30.72178	51%	190.91
695	28/08/15	06:35:00	p.m.	31.83934	53%	203.56
696	28/08/15	06:40:00	p.m.	30.63838	51%	190.91
697	28/08/15	06:45:00	p.m.	30.97476	52%	197.22
698	28/08/15	06:50:00	p.m.	31.18743	52%	197.22
699	28/08/15	06:55:00	p.m.	30.05458	50%	184.63
700	28/08/15	07:00:00	p.m.	31.46682	52%	197.22
701	28/08/15	07:05:00	p.m.	31.75038	53%	203.56
702	28/08/15	07:10:00	p.m.	30.57722	51%	190.91
703	28/08/15	07:15:00	p.m.	31.49184	52%	197.22
704	28/08/15	07:20:00	p.m.	30.03373	50%	184.63
705	28/08/15	07:25:00	p.m.	30.37984	51%	190.91
706	28/08/15	07:30:00	p.m.	31.07345	52%	197.22
707	28/08/15	07:35:00	p.m.	28.84945	48%	172.16
708	28/08/15	07:40:00	p.m.	29.79604	50%	184.63
709	28/08/15	07:45:00	p.m.	29.12884	49%	178.38
710	28/08/15	07:50:00	p.m.	28.36851	47%	165.99
711	28/08/15	07:55:00	p.m.	29.2734	49%	178.38
712	28/08/15	08:00:00	p.m.	28.10441	47%	165.99
713	28/08/15	08:05:00	p.m.	29.051	48%	172.16

N°	Fecha	Hora	am/pm	TIRANTE (CM) PUNTO P-2 COLEC. PTE PIEDRA	TIRANTE (%)	Q (L/S) PUNTO P-2 COLEC. PTE PIEDRA
714	28/08/15	08:10:00	p.m.	28.12526	47%	165.99
715	28/08/15	08:15:00	p.m.	27.56648	46%	159.87
716	28/08/15	08:20:00	p.m.	27.92927	47%	165.99
717	28/08/15	08:25:00	p.m.	28.00155	47%	165.99
718	28/08/15	08:30:00	p.m.	26.36135	44%	147.80
719	28/08/15	08:35:00	p.m.	27.62347	46%	159.87
720	28/08/15	08:40:00	p.m.	26.41417	44%	147.80
721	28/08/15	08:45:00	p.m.	26.71302	45%	153.81
722	28/08/15	08:50:00	p.m.	26.71302	45%	153.81
723	28/08/15	08:55:00	p.m.	26.10837	44%	147.80
724	28/08/15	09:00:00	p.m.	25.96381	43%	141.85
725	28/08/15	09:05:00	p.m.	26.67271	44%	147.80
726	28/08/15	09:10:00	p.m.	25.48287	42%	135.97
727	28/08/15	09:15:00	p.m.	24.62941	41%	130.16
728	28/08/15	09:20:00	p.m.	25.576	43%	141.85
729	28/08/15	09:25:00	p.m.	23.53826	39%	118.79
730	28/08/15	09:30:00	p.m.	22.43599	37%	107.75
731	28/08/15	09:35:00	p.m.	24.49458	41%	130.16
732	28/08/15	09:40:00	p.m.	22.95863	38%	113.22
733	28/08/15	09:45:00	p.m.	21.98702	37%	107.75
734	28/08/15	09:50:00	p.m.	23.491	39%	118.79
735	28/08/15	09:55:00	p.m.	22.67924	38%	113.22
736	28/08/15	10:00:00	p.m.	21.40183	36%	102.37
737	28/08/15	10:05:00	p.m.	22.21359	37%	107.75
738	28/08/15	10:10:00	p.m.	23.05176	38%	113.22
739	28/08/15	10:15:00	p.m.	21.29897	35%	97.09
740	28/08/15	10:20:00	p.m.	20.52891	34%	91.91
741	28/08/15	10:25:00	p.m.	20.85417	35%	97.09
742	28/08/15	10:30:00	p.m.	21.66037	36%	102.37
743	28/08/15	10:35:00	p.m.	20.45107	34%	91.91
744	28/08/15	10:40:00	p.m.	20.46636	34%	91.91
745	28/08/15	10:45:00	p.m.	21.17943	35%	97.09
746	28/08/15	10:50:00	p.m.	21.27812	35%	97.09
747	28/08/15	10:55:00	p.m.	20.34265	34%	91.91
748	28/08/15	11:00:00	p.m.	19.84503	33%	86.84
749	28/08/15	11:05:00	p.m.	19.84503	33%	86.84
750	28/08/15	11:10:00	p.m.	21.14329	35%	97.09
751	28/08/15	11:15:00	p.m.	20.12025	34%	91.91
752	28/08/15	11:20:00	p.m.	19.29737	32%	81.88
753	28/08/15	11:25:00	p.m.	20.08411	33%	86.84
754	28/08/15	11:30:00	p.m.	20.81803	35%	97.09
755	28/08/15	11:35:00	p.m.	21.84246	36%	102.37

N°	Fecha	Hora	am/pm	TIRANTE (CM) PUNTO P-2 COLEC. PTE PIEDRA	TIRANTE (%)	Q (L/S) PUNTO P-2 COLEC. PTE PIEDRA
756	28/08/15	11:40:00	p.m.	20.33709	34%	91.91
757	28/08/15	11:45:00	p.m.	18.87898	31%	77.04
758	28/08/15	11:50:00	p.m.	18.78029	31%	77.04
759	28/08/15	11:55:00	p.m.	18.74971	31%	77.04
760	29/08/15	12:00:00	a.m.	20.09384	33%	86.84
761	29/08/15	12:05:00	a.m.	18.8623	31%	77.04
762	29/08/15	12:10:00	a.m.	18.44947	31%	77.04
763	29/08/15	12:15:00	a.m.	18.4175	31%	77.04
764	29/08/15	12:20:00	a.m.	18.48561	31%	77.04
765	29/08/15	12:25:00	a.m.	18.44947	31%	77.04
766	29/08/15	12:30:00	a.m.	19.70047	33%	86.84
767	29/08/15	12:35:00	a.m.	18.22151	30%	72.31
768	29/08/15	12:40:00	a.m.	17.80312	30%	72.31
769	29/08/15	12:45:00	a.m.	17.54458	29%	67.71
770	29/08/15	12:50:00	a.m.	17.55431	29%	67.71
771	29/08/15	12:55:00	a.m.	17.63215	29%	67.71
772	29/08/15	01:00:00	a.m.	17.60574	29%	67.71
773	29/08/15	01:05:00	a.m.	18.83728	31%	77.04
774	29/08/15	01:10:00	a.m.	17.77115	30%	72.31
775	29/08/15	01:15:00	a.m.	17.50288	29%	67.71
776	29/08/15	01:20:00	a.m.	17.13592	29%	67.71
777	29/08/15	01:25:00	a.m.	16.44231	27%	58.88
778	29/08/15	01:30:00	a.m.	16.37559	27%	58.88
779	29/08/15	01:35:00	a.m.	16.30331	27%	58.88
780	29/08/15	01:40:00	a.m.	16.37976	27%	58.88
781	29/08/15	01:45:00	a.m.	16.59243	28%	63.23
782	29/08/15	01:50:00	a.m.	16.43675	27%	58.88
783	29/08/15	01:55:00	a.m.	17.66829	29%	67.71
784	29/08/15	02:00:00	a.m.	17.21376	29%	67.71
785	29/08/15	02:05:00	a.m.	16.27134	27%	58.88
786	29/08/15	02:10:00	a.m.	16.15319	27%	58.88
787	29/08/15	02:15:00	a.m.	15.82654	26%	54.66
788	29/08/15	02:20:00	a.m.	15.50128	26%	54.66
789	29/08/15	02:25:00	a.m.	15.6097	26%	54.66
790	29/08/15	02:30:00	a.m.	15.24274	25%	50.58
791	29/08/15	02:35:00	a.m.	15.10791	25%	50.58
792	29/08/15	02:40:00	a.m.	14.92165	25%	50.58
793	29/08/15	02:45:00	a.m.	14.85493	25%	50.58
794	29/08/15	02:50:00	a.m.	14.80767	25%	50.58
795	29/08/15	02:55:00	a.m.	14.64782	24%	46.64
796	29/08/15	03:00:00	a.m.	14.63809	24%	46.64
797	29/08/15	03:05:00	a.m.	14.40457	24%	46.64

N°	Fecha	Hora	am/pm	TIRANTE (CM) PUNTO P-2 COLEC. PTE PIEDRA	TIRANTE (%)	Q (L/S) PUNTO P-2 COLEC. PTE PIEDRA
798	29/08/15	03:10:00	a.m.	14.3587	24%	46.64
799	29/08/15	03:15:00	a.m.	17.10951	29%	67.71
800	29/08/15	03:20:00	a.m.	15.87936	26%	54.66
801	29/08/15	03:25:00	a.m.	14.7201	25%	50.58
802	29/08/15	03:30:00	a.m.	14.23916	24%	46.64
803	29/08/15	03:35:00	a.m.	14.20302	24%	46.64
804	29/08/15	03:40:00	a.m.	14.00147	23%	42.84
805	29/08/15	03:45:00	a.m.	13.82077	23%	42.84
806	29/08/15	03:50:00	a.m.	13.85691	23%	42.84
807	29/08/15	03:55:00	a.m.	14.03761	23%	42.84
808	29/08/15	04:00:00	a.m.	14.33229	24%	46.64
809	29/08/15	04:05:00	a.m.	14.39901	24%	46.64
810	29/08/15	04:10:00	a.m.	14.32673	24%	46.64
811	29/08/15	04:15:00	a.m.	14.10016	24%	46.64
812	29/08/15	04:20:00	a.m.	14.0529	23%	42.84
813	29/08/15	04:25:00	a.m.	13.97089	23%	42.84
814	29/08/15	04:30:00	a.m.	13.71235	23%	42.84
815	29/08/15	04:35:00	a.m.	13.77351	23%	42.84
816	29/08/15	04:40:00	a.m.	13.61922	23%	42.84
817	29/08/15	04:45:00	a.m.	13.60254	23%	42.84
818	29/08/15	04:50:00	a.m.	13.52609	23%	42.84
819	29/08/15	04:55:00	a.m.	13.61922	23%	42.84
820	29/08/15	05:00:00	a.m.	13.51497	23%	42.84
821	29/08/15	05:05:00	a.m.	14.38928	24%	46.64
822	29/08/15	05:10:00	a.m.	15.95164	27%	58.88
823	29/08/15	05:15:00	a.m.	14.71454	25%	50.58
824	29/08/15	05:20:00	a.m.	15.31502	26%	54.66
825	29/08/15	05:25:00	a.m.	15.97666	27%	58.88
826	29/08/15	05:30:00	a.m.	15.73897	26%	54.66
827	29/08/15	05:35:00	a.m.	15.59441	26%	54.66
828	29/08/15	05:40:00	a.m.	15.58885	26%	54.66
829	29/08/15	05:45:00	a.m.	15.66669	26%	54.66
830	29/08/15	05:50:00	a.m.	15.73341	26%	54.66
831	29/08/15	05:55:00	a.m.	15.74453	26%	54.66
832	29/08/15	06:00:00	a.m.	15.95164	27%	58.88
833	29/08/15	06:05:00	a.m.	15.88353	26%	54.66
834	29/08/15	06:10:00	a.m.	17.08866	28%	63.23
835	29/08/15	06:15:00	a.m.	17.99911	30%	72.31
836	29/08/15	06:20:00	a.m.	17.29577	29%	67.71
837	29/08/15	06:25:00	a.m.	17.07893	28%	63.23
838	29/08/15	06:30:00	a.m.	18.94014	32%	81.88
839	29/08/15	06:35:00	a.m.	18.01996	30%	72.31

N°	Fecha	Hora	am/pm	TIRANTE (CM) PUNTO P-2 COLEC. PTE PIEDRA	TIRANTE (%)	Q (L/S) PUNTO P-2 COLEC. PTE PIEDRA
840	29/08/15	06:40:00	a.m.	18.92485	32%	81.88
841	29/08/15	06:45:00	a.m.	19.28208	32%	81.88
842	29/08/15	06:50:00	a.m.	18.75388	31%	77.04
843	29/08/15	06:55:00	a.m.	21.02931	35%	97.09
844	29/08/15	07:00:00	a.m.	19.68518	33%	86.84
845	29/08/15	07:05:00	a.m.	21.93003	37%	107.75
846	29/08/15	07:10:00	a.m.	21.98702	37%	107.75
847	29/08/15	07:15:00	a.m.	21.93976	37%	107.75
848	29/08/15	07:20:00	a.m.	24.12762	40%	124.43
849	29/08/15	07:25:00	a.m.	23.88993	40%	124.43
850	29/08/15	07:30:00	a.m.	26.30992	44%	147.80
851	29/08/15	07:35:00	a.m.	26.33633	44%	147.80
852	29/08/15	07:40:00	a.m.	27.40107	46%	159.87
853	29/08/15	07:45:00	a.m.	28.2031	47%	165.99
854	29/08/15	07:50:00	a.m.	28.64234	48%	172.16
855	29/08/15	07:55:00	a.m.	30.37011	51%	190.91
856	29/08/15	08:00:00	a.m.	28.96899	48%	172.16
857	29/08/15	08:05:00	a.m.	30.29227	50%	184.63
858	29/08/15	08:10:00	a.m.	29.8016	50%	184.63
859	29/08/15	08:15:00	a.m.	29.41379	49%	178.38
860	29/08/15	08:20:00	a.m.	30.63421	51%	190.91
861	29/08/15	08:25:00	a.m.	31.24998	52%	197.22
862	29/08/15	08:30:00	a.m.	29.63619	49%	178.38
863	29/08/15	08:35:00	a.m.	31.36257	52%	197.22
864	29/08/15	08:40:00	a.m.	30.64394	51%	190.91
865	29/08/15	08:45:00	a.m.	31.07901	52%	197.22
866	29/08/15	08:50:00	a.m.	31.32643	52%	197.22
867	29/08/15	08:55:00	a.m.	30.68008	51%	190.91
868	29/08/15	09:00:00	a.m.	31.76706	53%	203.56
869	29/08/15	09:05:00	a.m.	32.57882	54%	209.91
870	29/08/15	09:10:00	a.m.	31.05816	52%	197.22
871	29/08/15	09:15:00	a.m.	32.41758	54%	209.91
872	29/08/15	09:20:00	a.m.	32.58855	54%	209.91
873	29/08/15	09:25:00	a.m.	31.53354	53%	203.56
874	29/08/15	09:30:00	a.m.	32.95134	55%	216.28
875	29/08/15	09:35:00	a.m.	32.95134	55%	216.28
876	29/08/15	09:40:00	a.m.	32.11317	54%	209.91
877	29/08/15	09:45:00	a.m.	33.53514	56%	222.65
878	29/08/15	09:50:00	a.m.	32.70809	55%	216.28
879	29/08/15	09:55:00	a.m.	33.50456	56%	222.65
880	29/08/15	10:00:00	a.m.	33.30301	56%	222.65
881	29/08/15	10:05:00	a.m.	32.6928	54%	209.91

N°	Fecha	Hora	am/pm	TIRANTE (CM) PUNTO P-2 COLEC. PTE PIEDRA	TIRANTE (%)	Q (L/S) PUNTO P-2 COLEC. PTE PIEDRA
882	29/08/15	10:10:00	a.m.	33.79924	56%	222.65
883	29/08/15	10:15:00	a.m.	32.78037	55%	216.28
884	29/08/15	10:20:00	a.m.	33.26131	55%	216.28
885	29/08/15	10:25:00	a.m.	34.26906	57%	229.02
886	29/08/15	10:30:00	a.m.	33.29745	55%	216.28
887	29/08/15	10:35:00	a.m.	33.82426	56%	222.65
888	29/08/15	10:40:00	a.m.	34.67772	58%	235.39
889	29/08/15	10:45:00	a.m.	33.45313	56%	222.65
890	29/08/15	10:50:00	a.m.	34.22875	57%	229.02
891	29/08/15	10:55:00	a.m.	34.64158	58%	235.39
892	29/08/15	11:00:00	a.m.	33.9438	57%	229.02
893	29/08/15	11:05:00	a.m.	34.72498	58%	235.39
894	29/08/15	11:10:00	a.m.	35.723	60%	248.08
895	29/08/15	11:15:00	a.m.	36.33877	61%	254.40
896	29/08/15	11:20:00	a.m.	35.39774	59%	241.74
897	29/08/15	11:25:00	a.m.	35.93011	60%	248.08
898	29/08/15	11:30:00	a.m.	37.48691	62%	260.68
899	29/08/15	11:35:00	a.m.	38.67536	64%	273.15
900	29/08/15	11:40:00	a.m.	37.03099	62%	260.68
901	29/08/15	11:45:00	a.m.	37.88445	63%	266.94
902	29/08/15	11:50:00	a.m.	40.49626	67%	291.46
903	29/08/15	11:55:00	a.m.	40.5324	68%	297.44
904	29/08/15	12:00:00	p.m.	39.6011	66%	285.41
905	29/08/15	12:05:00	p.m.	43.13448	72%	320.51
906	29/08/15	12:10:00	p.m.	43.48615	72%	320.51
907	29/08/15	12:15:00	p.m.	41.08562	68%	297.44
908	29/08/15	12:20:00	p.m.	40.00559	67%	291.46
909	29/08/15	12:25:00	p.m.	42.78698	71%	314.88
910	29/08/15	12:30:00	p.m.	46.39681	77%	346.87
911	29/08/15	12:35:00	p.m.	47.85631	80%	360.93
912	29/08/15	12:40:00	p.m.	45.94228	77%	346.87
913	29/08/15	12:45:00	p.m.	47.48935	79%	356.42
914	29/08/15	12:50:00	p.m.	49.43396	82%	369.40
915	29/08/15	12:55:00	p.m.	47.31838	79%	356.42
916	29/08/15	01:00:00	p.m.	46.83744	78%	351.72
917	29/08/15	01:05:00	p.m.	48.30528	81%	365.27
918	29/08/15	01:10:00	p.m.	50.21375	84%	377.03
919	29/08/15	01:15:00	p.m.	51.78584	86%	383.70
920	29/08/15	01:20:00	p.m.	51.62599	86%	383.70
921	29/08/15	01:25:00	p.m.	50.9018	85%	380.50
922	29/08/15	01:30:00	p.m.	49.95104	83%	373.33
923	29/08/15	01:35:00	p.m.	49.1226	82%	369.40

N°	Fecha	Hora	am/pm	TIRANTE (CM) PUNTO P-2 COLEC. PTE PIEDRA	TIRANTE (%)	Q (L/S) PUNTO P-2 COLEC. PTE PIEDRA
924	29/08/15	01:40:00	p.m.	48.26914	80%	360.93
925	29/08/15	01:45:00	p.m.	45.75046	76%	341.86
926	29/08/15	01:50:00	p.m.	46.58863	78%	351.72
927	29/08/15	01:55:00	p.m.	48.32613	81%	365.27
928	29/08/15	02:00:00	p.m.	46.32036	77%	346.87
929	29/08/15	02:05:00	p.m.	46.40237	77%	346.87
930	29/08/15	02:10:00	p.m.	46.69288	78%	351.72
931	29/08/15	02:15:00	p.m.	46.37735	77%	346.87
932	29/08/15	02:20:00	p.m.	45.29593	75%	336.72
933	29/08/15	02:25:00	p.m.	43.75442	73%	326.03
934	29/08/15	02:30:00	p.m.	41.95993	70%	309.15
935	29/08/15	02:35:00	p.m.	40.76592	68%	297.44
936	29/08/15	02:40:00	p.m.	38.24724	64%	273.15
937	29/08/15	02:45:00	p.m.	38.07627	63%	266.94
938	29/08/15	02:50:00	p.m.	36.33877	61%	254.40
939	29/08/15	02:55:00	p.m.	36.39993	61%	254.40
940	29/08/15	03:00:00	p.m.	37.16026	62%	260.68
941	29/08/15	03:05:00	p.m.	36.64874	61%	254.40
942	29/08/15	03:10:00	p.m.	36.45275	61%	254.40
943	29/08/15	03:15:00	p.m.	34.90012	58%	235.39
944	29/08/15	03:20:00	p.m.	35.13364	59%	241.74
945	29/08/15	03:25:00	p.m.	34.35802	57%	229.02
946	29/08/15	03:30:00	p.m.	34.37331	57%	229.02
947	29/08/15	03:35:00	p.m.	33.67553	56%	222.65
948	29/08/15	03:40:00	p.m.	32.99721	55%	216.28
949	29/08/15	03:45:00	p.m.	32.45928	54%	209.91
950	29/08/15	03:50:00	p.m.	33.42116	56%	222.65
951	29/08/15	03:55:00	p.m.	32.12846	54%	209.91
952	29/08/15	04:00:00	p.m.	33.3183	56%	222.65
953	29/08/15	04:05:00	p.m.	33.99523	57%	229.02
954	29/08/15	04:10:00	p.m.	34.04249	57%	229.02
955	29/08/15	04:15:00	p.m.	32.30916	54%	209.91
956	29/08/15	04:20:00	p.m.	31.87548	53%	203.56
957	29/08/15	04:25:00	p.m.	32.4287	54%	209.91
958	29/08/15	04:30:00	p.m.	32.02977	53%	203.56
959	29/08/15	04:35:00	p.m.	32.74423	55%	216.28
960	29/08/15	04:40:00	p.m.	33.32386	56%	222.65
961	29/08/15	04:45:00	p.m.	31.73092	53%	203.56
962	29/08/15	04:50:00	p.m.	32.65666	54%	209.91
963	29/08/15	04:55:00	p.m.	33.18903	55%	216.28
964	29/08/15	05:00:00	p.m.	31.65725	53%	203.56
965	29/08/15	05:05:00	p.m.	32.37171	54%	209.91

N°	Fecha	Hora	am/pm	TIRANTE (CM) PUNTO P-2 COLEC. PTE PIEDRA	TIRANTE (%)	Q (L/S) PUNTO P-2 COLEC. PTE PIEDRA
966	29/08/15	05:10:00	p.m.	31.26527	52%	197.22
967	29/08/15	05:15:00	p.m.	31.0526	52%	197.22
968	29/08/15	05:20:00	p.m.	32.45928	54%	209.91
969	29/08/15	05:25:00	p.m.	31.18743	52%	197.22
970	29/08/15	05:30:00	p.m.	31.4974	52%	197.22
971	29/08/15	05:35:00	p.m.	31.78652	53%	203.56
972	29/08/15	05:40:00	p.m.	31.14573	52%	197.22
973	29/08/15	05:45:00	p.m.	32.48013	54%	209.91
974	29/08/15	05:50:00	p.m.	31.56412	53%	203.56
975	29/08/15	05:55:00	p.m.	32.00892	53%	203.56
976	29/08/15	06:00:00	p.m.	32.6511	54%	209.91
977	29/08/15	06:05:00	p.m.	31.86436	53%	203.56
978	29/08/15	06:10:00	p.m.	31.66837	53%	203.56
979	29/08/15	06:15:00	p.m.	32.65666	54%	209.91
980	29/08/15	06:20:00	p.m.	31.90606	53%	203.56
981	29/08/15	06:25:00	p.m.	31.75038	53%	203.56
982	29/08/15	06:30:00	p.m.	32.23132	54%	209.91
983	29/08/15	06:35:00	p.m.	33.0542	55%	216.28
984	29/08/15	06:40:00	p.m.	33.72696	56%	222.65
985	29/08/15	06:45:00	p.m.	32.25217	54%	209.91
986	29/08/15	06:50:00	p.m.	32.86794	55%	216.28
987	29/08/15	06:55:00	p.m.	32.75396	55%	216.28
988	29/08/15	07:00:00	p.m.	32.63581	54%	209.91
989	29/08/15	07:05:00	p.m.	33.33915	56%	222.65
990	29/08/15	07:10:00	p.m.	32.32028	54%	209.91
991	29/08/15	07:15:00	p.m.	32.72894	55%	216.28
992	29/08/15	07:20:00	p.m.	33.21405	55%	216.28
993	29/08/15	07:25:00	p.m.	33.17791	55%	216.28
994	29/08/15	07:30:00	p.m.	32.75952	55%	216.28
995	29/08/15	07:35:00	p.m.	32.49542	54%	209.91
996	29/08/15	07:40:00	p.m.	32.2063	54%	209.91
997	29/08/15	07:45:00	p.m.	32.0256	53%	203.56
998	29/08/15	07:50:00	p.m.	31.59609	53%	203.56
999	29/08/15	07:55:00	p.m.	31.14573	52%	197.22
1000	29/08/15	08:00:00	p.m.	30.93862	52%	197.22
1001	29/08/15	08:05:00	p.m.	30.84549	51%	190.91
1002	29/08/15	08:10:00	p.m.	30.53552	51%	190.91
1003	29/08/15	08:15:00	p.m.	30.31868	51%	190.91
1004	29/08/15	08:20:00	p.m.	30.12686	50%	184.63
1005	29/08/15	08:25:00	p.m.	29.96701	50%	184.63
1006	29/08/15	08:30:00	p.m.	29.03571	48%	172.16
1007	29/08/15	08:35:00	p.m.	29.22197	49%	178.38

N°	Fecha	Hora	am/pm	TIRANTE (CM) PUNTO P-2 COLEC. PTE PIEDRA	TIRANTE (%)	Q (L/S) PUNTO P-2 COLEC. PTE PIEDRA
1008	29/08/15	08:40:00	p.m.	28.53392	48%	172.16
1009	29/08/15	08:45:00	p.m.	28.35878	47%	165.99
1010	29/08/15	08:50:00	p.m.	26.67271	44%	147.80
1011	29/08/15	08:55:00	p.m.	25.63855	43%	141.85
1012	29/08/15	09:00:00	p.m.	24.74895	41%	130.16
1013	29/08/15	09:05:00	p.m.	26.35718	44%	147.80
1014	29/08/15	09:10:00	p.m.	25.7567	43%	141.85
1015	29/08/15	09:15:00	p.m.	24.2416	40%	124.43
1016	29/08/15	09:20:00	p.m.	25.08394	42%	135.97
1017	29/08/15	09:25:00	p.m.	24.84625	41%	130.16
1018	29/08/15	09:30:00	p.m.	23.45069	39%	118.79
1019	29/08/15	09:35:00	p.m.	23.3103	39%	118.79
1020	29/08/15	09:40:00	p.m.	24.71698	41%	130.16
1021	29/08/15	09:45:00	p.m.	23.57996	39%	118.79
1022	29/08/15	09:50:00	p.m.	23.51185	39%	118.79
1023	29/08/15	09:55:00	p.m.	23.86352	40%	124.43
1024	29/08/15	10:00:00	p.m.	23.92051	40%	124.43
1025	29/08/15	10:05:00	p.m.	22.27058	37%	107.75
1026	29/08/15	10:10:00	p.m.	21.50052	36%	102.37
1027	29/08/15	10:15:00	p.m.	21.24754	35%	97.09
1028	29/08/15	10:20:00	p.m.	23.16574	39%	118.79
1029	29/08/15	10:25:00	p.m.	22.02733	37%	107.75
1030	29/08/15	10:30:00	p.m.	20.78189	35%	97.09
1031	29/08/15	10:35:00	p.m.	20.60536	34%	91.91
1032	29/08/15	10:40:00	p.m.	22.26085	37%	107.75
1033	29/08/15	10:45:00	p.m.	20.79718	35%	97.09
1034	29/08/15	10:50:00	p.m.	20.26898	34%	91.91
1035	29/08/15	10:55:00	p.m.	19.67545	33%	86.84
1036	29/08/15	11:00:00	p.m.	19.49892	32%	81.88
1037	29/08/15	11:05:00	p.m.	19.92843	33%	86.84
1038	29/08/15	11:10:00	p.m.	21.56307	36%	102.37
1039	29/08/15	11:15:00	p.m.	20.03129	33%	86.84
1040	29/08/15	11:20:00	p.m.	19.28208	32%	81.88
1041	29/08/15	11:25:00	p.m.	19.48919	32%	81.88
1042	29/08/15	11:30:00	p.m.	21.2114	35%	97.09
1043	29/08/15	11:35:00	p.m.	20.82359	35%	97.09
1044	29/08/15	11:40:00	p.m.	19.3905	32%	81.88
1045	29/08/15	11:45:00	p.m.	21.14329	35%	97.09
1046	29/08/15	11:50:00	p.m.	19.60178	33%	86.84
1047	29/08/15	11:55:00	p.m.	19.51977	33%	86.84
1048	30/08/15	12:00:00	a.m.	20.65262	34%	91.91
1049	30/08/15	12:05:00	a.m.	19.35436	32%	81.88

N°	Fecha	Hora	am/pm	TIRANTE (CM) PUNTO P-2 COLEC. PTE PIEDRA	TIRANTE (%)	Q (L/S) PUNTO P-2 COLEC. PTE PIEDRA
1050	30/08/15	12:10:00	a.m.	19.56564	33%	86.84
1051	30/08/15	12:15:00	a.m.	20.43995	34%	91.91
1052	30/08/15	12:20:00	a.m.	18.4592	31%	77.04
1053	30/08/15	12:25:00	a.m.	20.03129	33%	86.84
1054	30/08/15	12:30:00	a.m.	19.89785	33%	86.84
1055	30/08/15	12:35:00	a.m.	18.93597	32%	81.88
1056	30/08/15	12:40:00	a.m.	19.84503	33%	86.84
1057	30/08/15	12:45:00	a.m.	19.17783	32%	81.88
1058	30/08/15	12:50:00	a.m.	17.86011	30%	72.31
1059	30/08/15	12:55:00	a.m.	17.86984	30%	72.31
1060	30/08/15	01:00:00	a.m.	19.51004	33%	86.84
1061	30/08/15	01:05:00	a.m.	18.02552	30%	72.31
1062	30/08/15	01:10:00	a.m.	17.7503	30%	72.31
1063	30/08/15	01:15:00	a.m.	16.92881	28%	63.23
1064	30/08/15	01:20:00	a.m.	18.08251	30%	72.31
1065	30/08/15	01:25:00	a.m.	18.0144	30%	72.31
1066	30/08/15	01:30:00	a.m.	17.50288	29%	67.71
1067	30/08/15	01:35:00	a.m.	17.03723	28%	63.23
1068	30/08/15	01:40:00	a.m.	16.4576	27%	58.88
1069	30/08/15	01:45:00	a.m.	16.15875	27%	58.88
1070	30/08/15	01:50:00	a.m.	16.36447	27%	58.88
1071	30/08/15	01:55:00	a.m.	17.2082	29%	67.71
1072	30/08/15	02:00:00	a.m.	16.87182	28%	63.23
1073	30/08/15	02:05:00	a.m.	16.10593	27%	58.88
1074	30/08/15	02:10:00	a.m.	15.82654	26%	54.66
1075	30/08/15	02:15:00	a.m.	15.6931	26%	54.66
1076	30/08/15	02:20:00	a.m.	15.81125	26%	54.66
1077	30/08/15	02:25:00	a.m.	16.51459	28%	63.23
1078	30/08/15	02:30:00	a.m.	16.88155	28%	63.23
1079	30/08/15	02:35:00	a.m.	16.53544	28%	63.23
1080	30/08/15	02:40:00	a.m.	15.6097	26%	54.66
1081	30/08/15	02:45:00	a.m.	15.55271	26%	54.66
1082	30/08/15	02:50:00	a.m.	15.68754	26%	54.66
1083	30/08/15	02:55:00	a.m.	15.44429	26%	54.66
1084	30/08/15	03:00:00	a.m.	15.2483	25%	50.58
1085	30/08/15	03:05:00	a.m.	15.17602	25%	50.58
1086	30/08/15	03:10:00	a.m.	14.97308	25%	50.58
1087	30/08/15	03:15:00	a.m.	15.01478	25%	50.58
1088	30/08/15	03:20:00	a.m.	14.89107	25%	50.58
1089	30/08/15	03:25:00	a.m.	14.82435	25%	50.58
1090	30/08/15	03:30:00	a.m.	15.29417	25%	50.58
1091	30/08/15	03:35:00	a.m.	16.95383	28%	63.23

N°	Fecha	Hora	am/pm	TIRANTE (CM) PUNTO P-2 COLEC. PTE PIEDRA	TIRANTE (%)	Q (L/S) PUNTO P-2 COLEC. PTE PIEDRA
1092	30/08/15	03:40:00	a.m.	15.85851	26%	54.66
1093	30/08/15	03:45:00	a.m.	15.17602	25%	50.58
1094	30/08/15	03:50:00	a.m.	14.82435	25%	50.58
1095	30/08/15	03:55:00	a.m.	14.59083	24%	46.64
1096	30/08/15	04:00:00	a.m.	14.65338	24%	46.64
1097	30/08/15	04:05:00	a.m.	14.46712	24%	46.64
1098	30/08/15	04:10:00	a.m.	14.24472	24%	46.64
1099	30/08/15	04:15:00	a.m.	14.17244	24%	46.64
1100	30/08/15	04:20:00	a.m.	14.18217	24%	46.64
1101	30/08/15	04:25:00	a.m.	14.07931	23%	42.84
1102	30/08/15	04:30:00	a.m.	14.10989	24%	46.64
1103	30/08/15	04:35:00	a.m.	14.17661	24%	46.64
1104	30/08/15	04:40:00	a.m.	14.31144	24%	46.64
1105	30/08/15	04:45:00	a.m.	13.95421	23%	42.84
1106	30/08/15	04:50:00	a.m.	13.72764	23%	42.84
1107	30/08/15	04:55:00	a.m.	16.02809	27%	58.88
1108	30/08/15	05:00:00	a.m.	15.73897	26%	54.66
1109	30/08/15	05:05:00	a.m.	15.10235	25%	50.58
1110	30/08/15	05:10:00	a.m.	14.26557	24%	46.64
1111	30/08/15	05:15:00	a.m.	14.50326	24%	46.64
1112	30/08/15	05:20:00	a.m.	14.54496	24%	46.64
1113	30/08/15	05:25:00	a.m.	14.44627	24%	46.64
1114	30/08/15	05:30:00	a.m.	14.7201	25%	50.58
1115	30/08/15	05:35:00	a.m.	15.14961	25%	50.58
1116	30/08/15	05:40:00	a.m.	15.78623	26%	54.66
1117	30/08/15	05:45:00	a.m.	16.09064	27%	58.88
1118	30/08/15	05:50:00	a.m.	16.35474	27%	58.88
1119	30/08/15	05:55:00	a.m.	17.63771	29%	67.71
1120	30/08/15	06:00:00	a.m.	17.37361	29%	67.71
1121	30/08/15	06:05:00	a.m.	17.22905	29%	67.71
1122	30/08/15	06:10:00	a.m.	18.84284	31%	77.04
1123	30/08/15	06:15:00	a.m.	17.66273	29%	67.71
1124	30/08/15	06:20:00	a.m.	17.29021	29%	67.71
1125	30/08/15	06:25:00	a.m.	18.20066	30%	72.31
1126	30/08/15	06:30:00	a.m.	18.59959	31%	77.04
1127	30/08/15	06:35:00	a.m.	17.21793	29%	67.71
1128	30/08/15	06:40:00	a.m.	18.76917	31%	77.04
1129	30/08/15	06:45:00	a.m.	19.12084	32%	81.88
1130	30/08/15	06:50:00	a.m.	18.40777	31%	77.04
1131	30/08/15	06:55:00	a.m.	21.65064	36%	102.37
1132	30/08/15	07:00:00	a.m.	21.51581	36%	102.37
1133	30/08/15	07:05:00	a.m.	20.98344	35%	97.09

N°	Fecha	Hora	am/pm	TIRANTE (CM) PUNTO P-2 COLEC. PTE PIEDRA	TIRANTE (%)	Q (L/S) PUNTO P-2 COLEC. PTE PIEDRA
1134	30/08/15	07:10:00	a.m.	22.57638	38%	113.22
1135	30/08/15	07:15:00	a.m.	21.67566	36%	102.37
1136	30/08/15	07:20:00	a.m.	22.96975	38%	113.22
1137	30/08/15	07:25:00	a.m.	23.09902	38%	113.22
1138	30/08/15	07:30:00	a.m.	23.0462	38%	113.22
1139	30/08/15	07:35:00	a.m.	25.54542	43%	141.85
1140	30/08/15	07:40:00	a.m.	24.88795	41%	130.16
1141	30/08/15	07:45:00	a.m.	26.72414	45%	153.81
1142	30/08/15	07:50:00	a.m.	25.94296	43%	141.85
1143	30/08/15	07:55:00	a.m.	27.06469	45%	153.81
1144	30/08/15	08:00:00	a.m.	27.65961	46%	159.87
1145	30/08/15	08:05:00	a.m.	26.65186	44%	147.80
1146	30/08/15	08:10:00	a.m.	28.39492	47%	165.99
1147	30/08/15	08:15:00	a.m.	27.64432	46%	159.87
1148	30/08/15	08:20:00	a.m.	28.2031	47%	165.99
1149	30/08/15	08:25:00	a.m.	29.49024	49%	178.38
1150	30/08/15	08:30:00	a.m.	29.1761	49%	178.38
1151	30/08/15	08:35:00	a.m.	28.69933	48%	172.16
1152	30/08/15	08:40:00	a.m.	29.91002	50%	184.63
			Max	104.49	174%	397.20
			Prom	28.26	47%	162.80
			Min	13.49	22%	39.19

2.10 PUNTO P-6 COLECTOR N°4

N°	Fecha	Hora	am/pm	TIRANTE (CM) PUNTO P-6 COLECTOR N°4	TIRANTE (%)	Q (L/S) PUNTO P-6 COLECTOR N°4
1	16/08/15	08:25:00	a.m.	16.339	33%	36.72
2	16/08/15	08:30:00	a.m.	16.331	33%	36.72
3	16/08/15	08:35:00	a.m.	16.149	32%	34.63
4	16/08/15	08:40:00	a.m.	16.402	33%	36.72
5	16/08/15	08:45:00	a.m.	16.525	33%	36.72
6	16/08/15	08:50:00	a.m.	16.614	33%	36.72
7	16/08/15	08:55:00	a.m.	16.666	33%	36.72
8	16/08/15	09:00:00	a.m.	16.499	33%	36.72
9	16/08/15	09:05:00	a.m.	16.74	33%	36.72
10	16/08/15	09:10:00	a.m.	17.09	34%	38.87
11	16/08/15	09:15:00	a.m.	17.075	34%	38.87
12	16/08/15	09:20:00	a.m.	17.153	34%	38.87
13	16/08/15	09:25:00	a.m.	16.781	34%	38.87
14	16/08/15	09:30:00	a.m.	16.841	34%	38.87
15	16/08/15	09:35:00	a.m.	16.967	34%	38.87
16	16/08/15	09:40:00	a.m.	17.302	35%	41.06
17	16/08/15	09:45:00	a.m.	16.971	34%	38.87
18	16/08/15	09:50:00	a.m.	17.109	34%	38.87
19	16/08/15	09:55:00	a.m.	17.228	34%	38.87
20	16/08/15	10:00:00	a.m.	17.187	34%	38.87
21	16/08/15	10:05:00	a.m.	17.176	34%	38.87
22	16/08/15	10:10:00	a.m.	17.217	34%	38.87
23	16/08/15	10:15:00	a.m.	16.979	34%	38.87
24	16/08/15	10:20:00	a.m.	17.183	34%	38.87
25	16/08/15	10:25:00	a.m.	17.246	34%	38.87
26	16/08/15	10:30:00	a.m.	16.919	34%	38.87
27	16/08/15	10:35:00	a.m.	17.295	35%	41.06
28	16/08/15	10:40:00	a.m.	17.295	35%	41.06
29	16/08/15	10:45:00	a.m.	17.459	35%	41.06
30	16/08/15	10:50:00	a.m.	17.637	35%	41.06
31	16/08/15	10:55:00	a.m.	17.671	35%	41.06
32	16/08/15	11:00:00	a.m.	17.555	35%	41.06
33	16/08/15	11:05:00	a.m.	17.994	36%	43.29
34	16/08/15	11:10:00	a.m.	17.239	34%	38.87
35	16/08/15	11:15:00	a.m.	16.986	34%	38.87
36	16/08/15	11:20:00	a.m.	17.511	35%	41.06
37	16/08/15	11:25:00	a.m.	17.362	35%	41.06
38	16/08/15	11:30:00	a.m.	17.633	35%	41.06
39	16/08/15	11:35:00	a.m.	17.864	36%	43.29
40	16/08/15	11:40:00	a.m.	17.723	35%	41.06

N°	Fecha	Hora	am/pm	TIRANTE (CM) PUNTO P-6 COLECTOR N°4	TIRANTE (%)	Q (L/S) PUNTO P-6 COLECTOR N°4
41	16/08/15	11:45:00	a.m.	18.281	37%	45.56
42	16/08/15	11:50:00	a.m.	18.262	37%	45.56
43	16/08/15	11:55:00	a.m.	18.032	36%	43.29
44	16/08/15	12:00:00	p.m.	18.072	36%	43.29
45	16/08/15	12:05:00	p.m.	17.838	36%	43.29
46	16/08/15	12:10:00	p.m.	17.957	36%	43.29
47	16/08/15	12:15:00	p.m.	17.6	35%	41.06
48	16/08/15	12:20:00	p.m.	17.95	36%	43.29
49	16/08/15	12:25:00	p.m.	17.819	36%	43.29
50	16/08/15	12:30:00	p.m.	17.779	36%	43.29
51	16/08/15	12:35:00	p.m.	17.503	35%	41.06
52	16/08/15	12:40:00	p.m.	17.384	35%	41.06
53	16/08/15	12:45:00	p.m.	17.819	36%	43.29
54	16/08/15	12:50:00	p.m.	17.648	35%	41.06
55	16/08/15	12:55:00	p.m.	17.165	34%	38.87
56	16/08/15	01:00:00	p.m.	17.689	35%	41.06
57	16/08/15	01:05:00	p.m.	17.898	36%	43.29
58	16/08/15	01:10:00	p.m.	17.28	35%	41.06
59	16/08/15	01:15:00	p.m.	17.28	35%	41.06
60	16/08/15	01:20:00	p.m.	17.723	35%	41.06
61	16/08/15	01:25:00	p.m.	17.946	36%	43.29
62	16/08/15	01:30:00	p.m.	17.559	35%	41.06
63	16/08/15	01:35:00	p.m.	17.388	35%	41.06
64	16/08/15	01:40:00	p.m.	17.496	35%	41.06
65	16/08/15	01:45:00	p.m.	17.607	35%	41.06
66	16/08/15	01:50:00	p.m.	17.414	35%	41.06
67	16/08/15	01:55:00	p.m.	17.209	34%	38.87
68	16/08/15	02:00:00	p.m.	17.321	35%	41.06
69	16/08/15	02:05:00	p.m.	17.269	35%	41.06
70	16/08/15	02:10:00	p.m.	17.741	35%	41.06
71	16/08/15	02:15:00	p.m.	17.6	35%	41.06
72	16/08/15	02:20:00	p.m.	17.351	35%	41.06
73	16/08/15	02:25:00	p.m.	17.488	35%	41.06
74	16/08/15	02:30:00	p.m.	17.187	34%	38.87
75	16/08/15	02:35:00	p.m.	17.321	35%	41.06
76	16/08/15	02:40:00	p.m.	17.589	35%	41.06
77	16/08/15	02:45:00	p.m.	17.31	35%	41.06
78	16/08/15	02:50:00	p.m.	16.841	34%	38.87
79	16/08/15	02:55:00	p.m.	17.127	34%	38.87
80	16/08/15	03:00:00	p.m.	17.142	34%	38.87
81	16/08/15	03:05:00	p.m.	16.938	34%	38.87
82	16/08/15	03:10:00	p.m.	16.993	34%	38.87

N°	Fecha	Hora	am/pm	TIRANTE (CM) PUNTO P-6 COLECTOR N°4	TIRANTE (%)	Q (L/S) PUNTO P-6 COLECTOR N°4
83	16/08/15	03:15:00	p.m.	16.681	33%	36.72
84	16/08/15	03:20:00	p.m.	16.64	33%	36.72
85	16/08/15	03:25:00	p.m.	16.737	33%	36.72
86	16/08/15	03:30:00	p.m.	16.912	34%	38.87
87	16/08/15	03:35:00	p.m.	16.8	34%	38.87
88	16/08/15	03:40:00	p.m.	16.558	33%	36.72
89	16/08/15	03:45:00	p.m.	16.759	34%	38.87
90	16/08/15	03:50:00	p.m.	16.986	34%	38.87
91	16/08/15	03:55:00	p.m.	16.912	34%	38.87
92	16/08/15	04:00:00	p.m.	16.573	33%	36.72
93	16/08/15	04:05:00	p.m.	16.528	33%	36.72
94	16/08/15	04:10:00	p.m.	16.949	34%	38.87
95	16/08/15	04:15:00	p.m.	16.863	34%	38.87
96	16/08/15	04:20:00	p.m.	16.718	33%	36.72
97	16/08/15	04:25:00	p.m.	16.726	33%	36.72
98	16/08/15	04:30:00	p.m.	16.997	34%	38.87
99	16/08/15	04:35:00	p.m.	17.116	34%	38.87
100	16/08/15	04:40:00	p.m.	16.993	34%	38.87
101	16/08/15	04:45:00	p.m.	16.714	33%	36.72
102	16/08/15	04:50:00	p.m.	16.607	33%	36.72
103	16/08/15	04:55:00	p.m.	16.841	34%	38.87
104	16/08/15	05:00:00	p.m.	16.908	34%	38.87
105	16/08/15	05:05:00	p.m.	16.551	33%	36.72
106	16/08/15	05:10:00	p.m.	16.402	33%	36.72
107	16/08/15	05:15:00	p.m.	16.29	33%	36.72
108	16/08/15	05:20:00	p.m.	16.242	32%	34.63
109	16/08/15	05:25:00	p.m.	16.558	33%	36.72
110	16/08/15	05:30:00	p.m.	16.614	33%	36.72
111	16/08/15	05:35:00	p.m.	16.376	33%	36.72
112	16/08/15	05:40:00	p.m.	16.357	33%	36.72
113	16/08/15	05:45:00	p.m.	16.465	33%	36.72
114	16/08/15	05:50:00	p.m.	15.955	32%	34.63
115	16/08/15	05:55:00	p.m.	15.963	32%	34.63
116	16/08/15	06:00:00	p.m.	16.242	32%	34.63
117	16/08/15	06:05:00	p.m.	16.305	33%	36.72
118	16/08/15	06:10:00	p.m.	16.32	33%	36.72
119	16/08/15	06:15:00	p.m.	16.257	33%	36.72
120	16/08/15	06:20:00	p.m.	16.409	33%	36.72
121	16/08/15	06:25:00	p.m.	16.141	32%	34.63
122	16/08/15	06:30:00	p.m.	16.227	32%	34.63
123	16/08/15	06:35:00	p.m.	16.149	32%	34.63
124	16/08/15	06:40:00	p.m.	16.413	33%	36.72

N°	Fecha	Hora	am/pm	TIRANTE (CM) PUNTO P-6 COLECTOR N°4	TIRANTE (%)	Q (L/S) PUNTO P-6 COLECTOR N°4
125	16/08/15	06:45:00	p.m.	16.368	33%	36.72
126	16/08/15	06:50:00	p.m.	18.91	38%	47.88
127	16/08/15	06:55:00	p.m.	19.025	38%	47.88
128	16/08/15	07:00:00	p.m.	18.694	37%	45.56
129	16/08/15	07:05:00	p.m.	18.813	38%	47.88
130	16/08/15	07:10:00	p.m.	18.98	38%	47.88
131	16/08/15	07:15:00	p.m.	18.761	38%	47.88
132	16/08/15	07:20:00	p.m.	18.794	38%	47.88
133	16/08/15	07:25:00	p.m.	18.787	38%	47.88
134	16/08/15	07:30:00	p.m.	18.735	37%	45.56
135	16/08/15	07:35:00	p.m.	19.018	38%	47.88
136	16/08/15	07:40:00	p.m.	19.103	38%	47.88
137	16/08/15	07:45:00	p.m.	19.04	38%	47.88
138	16/08/15	07:50:00	p.m.	18.902	38%	47.88
139	16/08/15	07:55:00	p.m.	19.17	38%	47.88
140	16/08/15	08:00:00	p.m.	18.876	38%	47.88
141	16/08/15	08:05:00	p.m.	18.727	37%	45.56
142	16/08/15	08:10:00	p.m.	19.088	38%	47.88
143	16/08/15	08:15:00	p.m.	19.308	39%	50.23
144	16/08/15	08:20:00	p.m.	19.096	38%	47.88
145	16/08/15	08:25:00	p.m.	18.876	38%	47.88
146	16/08/15	08:30:00	p.m.	19.051	38%	47.88
147	16/08/15	08:35:00	p.m.	18.694	37%	45.56
148	16/08/15	08:40:00	p.m.	18.787	38%	47.88
149	16/08/15	08:45:00	p.m.	18.552	37%	45.56
150	16/08/15	08:50:00	p.m.	18.404	37%	45.56
151	16/08/15	08:55:00	p.m.	18.325	37%	45.56
152	16/08/15	09:00:00	p.m.	18.032	36%	43.29
153	16/08/15	09:05:00	p.m.	18.121	36%	43.29
154	16/08/15	09:10:00	p.m.	18.984	38%	47.88
155	16/08/15	09:15:00	p.m.	19.341	39%	50.23
156	16/08/15	09:20:00	p.m.	19.092	38%	47.88
157	16/08/15	09:25:00	p.m.	18.928	38%	47.88
158	16/08/15	09:30:00	p.m.	18.88	38%	47.88
159	16/08/15	09:35:00	p.m.	19.099	38%	47.88
160	16/08/15	09:40:00	p.m.	19.2	38%	47.88
161	16/08/15	09:45:00	p.m.	18.835	38%	47.88
162	16/08/15	09:50:00	p.m.	18.954	38%	47.88
163	16/08/15	09:55:00	p.m.	18.463	37%	45.56
164	16/08/15	10:00:00	p.m.	18.56	37%	45.56
165	16/08/15	10:05:00	p.m.	18.485	37%	45.56
166	16/08/15	10:10:00	p.m.	18.512	37%	45.56

N°	Fecha	Hora	am/pm	TIRANTE (CM) PUNTO P-6 COLECTOR N°4	TIRANTE (%)	Q (L/S) PUNTO P-6 COLECTOR N°4
167	16/08/15	10:15:00	p.m.	18.299	37%	45.56
168	16/08/15	10:20:00	p.m.	18.143	36%	43.29
169	16/08/15	10:25:00	p.m.	18.259	37%	45.56
170	16/08/15	10:30:00	p.m.	18.437	37%	45.56
171	16/08/15	10:35:00	p.m.	18.277	37%	45.56
172	16/08/15	10:40:00	p.m.	18.072	36%	43.29
173	16/08/15	10:45:00	p.m.	18.091	36%	43.29
174	16/08/15	10:50:00	p.m.	18.34	37%	45.56
175	16/08/15	10:55:00	p.m.	18.433	37%	45.56
176	16/08/15	11:00:00	p.m.	18.21	36%	43.29
177	16/08/15	11:05:00	p.m.	18.08	36%	43.29
178	16/08/15	11:10:00	p.m.	18.266	37%	45.56
179	16/08/15	11:15:00	p.m.	18.281	37%	45.56
180	16/08/15	11:20:00	p.m.	18.024	36%	43.29
181	16/08/15	11:25:00	p.m.	17.935	36%	43.29
182	16/08/15	11:30:00	p.m.	17.823	36%	43.29
183	16/08/15	11:35:00	p.m.	17.834	36%	43.29
184	16/08/15	11:40:00	p.m.	17.574	35%	41.06
185	16/08/15	11:45:00	p.m.	17.354	35%	41.06
186	16/08/15	11:50:00	p.m.	17.369	35%	41.06
187	16/08/15	11:55:00	p.m.	17.503	35%	41.06
188	17/08/15	12:00:00	a.m.	17.429	35%	41.06
189	17/08/15	12:05:00	a.m.	17.25	35%	41.06
190	17/08/15	12:10:00	a.m.	17.388	35%	41.06
191	17/08/15	12:15:00	a.m.	17.284	35%	41.06
192	17/08/15	12:20:00	a.m.	16.852	34%	38.87
193	17/08/15	12:25:00	a.m.	16.789	34%	38.87
194	17/08/15	12:30:00	a.m.	16.897	34%	38.87
195	17/08/15	12:35:00	a.m.	16.74	33%	36.72
196	17/08/15	12:40:00	a.m.	16.458	33%	36.72
197	17/08/15	12:45:00	a.m.	16.528	33%	36.72
198	17/08/15	12:50:00	a.m.	16.752	34%	38.87
199	17/08/15	12:55:00	a.m.	16.662	33%	36.72
200	17/08/15	01:00:00	a.m.	16.469	33%	36.72
201	17/08/15	01:05:00	a.m.	16.447	33%	36.72
202	17/08/15	01:10:00	a.m.	16.29	33%	36.72
203	17/08/15	01:15:00	a.m.	16.342	33%	36.72
204	17/08/15	01:20:00	a.m.	16.287	33%	36.72
205	17/08/15	01:25:00	a.m.	16.156	32%	34.63
206	17/08/15	01:30:00	a.m.	15.981	32%	34.63
207	17/08/15	01:35:00	a.m.	16.048	32%	34.63
208	17/08/15	01:40:00	a.m.	15.896	32%	34.63

N°	Fecha	Hora	am/pm	TIRANTE (CM) PUNTO P-6 COLECTOR N°4	TIRANTE (%)	Q (L/S) PUNTO P-6 COLECTOR N°4
209	17/08/15	01:45:00	a.m.	16.071	32%	34.63
210	17/08/15	01:50:00	a.m.	16.145	32%	34.63
211	17/08/15	01:55:00	a.m.	16.089	32%	34.63
212	17/08/15	02:00:00	a.m.	16.045	32%	34.63
213	17/08/15	02:05:00	a.m.	15.981	32%	34.63
214	17/08/15	02:10:00	a.m.	16.127	32%	34.63
215	17/08/15	02:15:00	a.m.	16.022	32%	34.63
216	17/08/15	02:20:00	a.m.	15.959	32%	34.63
217	17/08/15	02:25:00	a.m.	15.896	32%	34.63
218	17/08/15	02:30:00	a.m.	15.918	32%	34.63
219	17/08/15	02:35:00	a.m.	15.952	32%	34.63
220	17/08/15	02:40:00	a.m.	15.814	32%	34.63
221	17/08/15	02:45:00	a.m.	15.688	31%	32.58
222	17/08/15	02:50:00	a.m.	15.74	31%	32.58
223	17/08/15	02:55:00	a.m.	15.773	32%	34.63
224	17/08/15	03:00:00	a.m.	15.758	32%	34.63
225	17/08/15	03:05:00	a.m.	15.624	31%	32.58
226	17/08/15	03:10:00	a.m.	15.587	31%	32.58
227	17/08/15	03:15:00	a.m.	15.594	31%	32.58
228	17/08/15	03:20:00	a.m.	15.509	31%	32.58
229	17/08/15	03:25:00	a.m.	15.405	31%	32.58
230	17/08/15	03:30:00	a.m.	15.479	31%	32.58
231	17/08/15	03:35:00	a.m.	15.557	31%	32.58
232	17/08/15	03:40:00	a.m.	15.468	31%	32.58
233	17/08/15	03:45:00	a.m.	15.498	31%	32.58
234	17/08/15	03:50:00	a.m.	15.706	31%	32.58
235	17/08/15	03:55:00	a.m.	15.635	31%	32.58
236	17/08/15	04:00:00	a.m.	15.345	31%	32.58
237	17/08/15	04:05:00	a.m.	15.565	31%	32.58
238	17/08/15	04:10:00	a.m.	15.237	30%	30.58
239	17/08/15	04:15:00	a.m.	15.267	31%	32.58
240	17/08/15	04:20:00	a.m.	15.323	31%	32.58
241	17/08/15	04:25:00	a.m.	15.334	31%	32.58
242	17/08/15	04:30:00	a.m.	15.193	30%	30.58
243	17/08/15	04:35:00	a.m.	15.356	31%	32.58
244	17/08/15	04:40:00	a.m.	15.423	31%	32.58
245	17/08/15	04:45:00	a.m.	15.472	31%	32.58
246	17/08/15	04:50:00	a.m.	15.397	31%	32.58
247	17/08/15	04:55:00	a.m.	15.208	30%	30.58
248	17/08/15	05:00:00	a.m.	15.435	31%	32.58
249	17/08/15	05:05:00	a.m.	15.464	31%	32.58
250	17/08/15	05:10:00	a.m.	15.565	31%	32.58

N°	Fecha	Hora	am/pm	TIRANTE (CM) PUNTO P-6 COLECTOR N°4	TIRANTE (%)	Q (L/S) PUNTO P-6 COLECTOR N°4
251	17/08/15	05:15:00	a.m.	15.49	31%	32.58
252	17/08/15	05:20:00	a.m.	15.453	31%	32.58
253	17/08/15	05:25:00	a.m.	15.635	31%	32.58
254	17/08/15	05:30:00	a.m.	15.661	31%	32.58
255	17/08/15	05:35:00	a.m.	15.989	32%	34.63
256	17/08/15	05:40:00	a.m.	16.543	33%	36.72
257	17/08/15	05:45:00	a.m.	17.187	34%	38.87
258	17/08/15	05:50:00	a.m.	17.414	35%	41.06
259	17/08/15	05:55:00	a.m.	17.552	35%	41.06
260	17/08/15	06:00:00	a.m.	17.868	36%	43.29
261	17/08/15	06:05:00	a.m.	18.08	36%	43.29
262	17/08/15	06:10:00	a.m.	18.34	37%	45.56
263	17/08/15	06:15:00	a.m.	18.991	38%	47.88
264	17/08/15	06:20:00	a.m.	18.805	38%	47.88
265	17/08/15	06:25:00	a.m.	19.352	39%	50.23
266	17/08/15	06:30:00	a.m.	19.866	40%	52.62
267	17/08/15	06:35:00	a.m.	19.911	40%	52.62
268	17/08/15	06:40:00	a.m.	19.951	40%	52.62
269	17/08/15	06:45:00	a.m.	19.754	40%	52.62
270	17/08/15	06:50:00	a.m.	20.044	40%	52.62
271	17/08/15	06:55:00	a.m.	20.45	41%	55.04
272	17/08/15	07:00:00	a.m.	20.599	41%	55.04
273	17/08/15	07:05:00	a.m.	21.135	42%	57.50
274	17/08/15	07:10:00	a.m.	21.507	43%	59.98
275	17/08/15	07:15:00	a.m.	22.087	44%	62.50
276	17/08/15	07:20:00	a.m.	22.344	45%	65.04
277	17/08/15	07:25:00	a.m.	22.415	45%	65.04
278	17/08/15	07:30:00	a.m.	23.077	46%	67.60
279	17/08/15	07:35:00	a.m.	22.988	46%	67.60
280	17/08/15	07:40:00	a.m.	22.831	46%	67.60
281	17/08/15	07:45:00	a.m.	22.828	46%	67.60
282	17/08/15	07:50:00	a.m.	23.107	46%	67.60
283	17/08/15	07:55:00	a.m.	23.46	47%	70.19
284	17/08/15	08:00:00	a.m.	23.546	47%	70.19
285	17/08/15	08:05:00	a.m.	23.304	47%	70.19
286	17/08/15	08:10:00	a.m.	23.334	47%	70.19
287	17/08/15	08:15:00	a.m.	23.293	47%	70.19
288	17/08/15	08:20:00	a.m.	23.43	47%	70.19
289	17/08/15	08:25:00	a.m.	23.203	46%	67.60
290	17/08/15	08:30:00	a.m.	23.237	46%	67.60
291	17/08/15	08:35:00	a.m.	23.203	46%	67.60
292	17/08/15	08:40:00	a.m.	23.081	46%	67.60

N°	Fecha	Hora	am/pm	TIRANTE (CM) PUNTO P-6 COLECTOR N°4	TIRANTE (%)	Q (L/S) PUNTO P-6 COLECTOR N°4
293	17/08/15	08:45:00	a.m.	23.315	47%	70.19
294	17/08/15	08:50:00	a.m.	22.973	46%	67.60
295	17/08/15	08:55:00	a.m.	22.664	45%	65.04
296	17/08/15	09:00:00	a.m.	22.426	45%	65.04
297	17/08/15	09:05:00	a.m.	22.53	45%	65.04
298	17/08/15	09:10:00	a.m.	22.537	45%	65.04
299	17/08/15	09:15:00	a.m.	23.17	46%	67.60
300	17/08/15	09:20:00	a.m.	23.631	47%	70.19
301	17/08/15	09:25:00	a.m.	23.021	46%	67.60
302	17/08/15	09:30:00	a.m.	22.824	46%	67.60
303	17/08/15	09:35:00	a.m.	22.921	46%	67.60
304	17/08/15	09:40:00	a.m.	23.415	47%	70.19
305	17/08/15	09:45:00	a.m.	23.289	47%	70.19
306	17/08/15	09:50:00	a.m.	23.058	46%	67.60
307	17/08/15	09:55:00	a.m.	23.2	46%	67.60
308	17/08/15	10:00:00	a.m.	23.084	46%	67.60
309	17/08/15	10:05:00	a.m.	23.49	47%	70.19
310	17/08/15	10:10:00	a.m.	22.779	46%	67.60
311	17/08/15	10:15:00	a.m.	22.82	46%	67.60
312	17/08/15	10:20:00	a.m.	22.656	45%	65.04
313	17/08/15	10:25:00	a.m.	22.828	46%	67.60
314	17/08/15	10:30:00	a.m.	23.185	46%	67.60
315	17/08/15	10:35:00	a.m.	23.371	47%	70.19
316	17/08/15	10:40:00	a.m.	23.267	47%	70.19
317	17/08/15	10:45:00	a.m.	23.118	46%	67.60
318	17/08/15	10:50:00	a.m.	22.839	46%	67.60
319	17/08/15	10:55:00	a.m.	22.608	45%	65.04
320	17/08/15	11:00:00	a.m.	22.943	46%	67.60
321	17/08/15	11:05:00	a.m.	23.832	48%	72.80
322	17/08/15	11:10:00	a.m.	23.561	47%	70.19
323	17/08/15	11:15:00	a.m.	23.471	47%	70.19
324	17/08/15	11:20:00	a.m.	23.527	47%	70.19
325	17/08/15	11:25:00	a.m.	23.542	47%	70.19
326	17/08/15	11:30:00	a.m.	23.754	48%	72.80
327	17/08/15	11:35:00	a.m.	23.925	48%	72.80
328	17/08/15	11:40:00	a.m.	23.293	47%	70.19
329	17/08/15	11:45:00	a.m.	23.069	46%	67.60
330	17/08/15	11:50:00	a.m.	24.081	48%	72.80
331	17/08/15	11:55:00	a.m.	24.067	48%	72.80
332	17/08/15	12:00:00	p.m.	23.817	48%	72.80
333	17/08/15	12:05:00	p.m.	23.795	48%	72.80
334	17/08/15	12:10:00	p.m.	23.613	47%	70.19

N°	Fecha	Hora	am/pm	TIRANTE (CM) PUNTO P-6 COLECTOR N°4	TIRANTE (%)	Q (L/S) PUNTO P-6 COLECTOR N°4
335	17/08/15	12:15:00	p.m.	23.951	48%	72.80
336	17/08/15	12:20:00	p.m.	24.003	48%	72.80
337	17/08/15	12:25:00	p.m.	23.921	48%	72.80
338	17/08/15	12:30:00	p.m.	24.174	48%	72.80
339	17/08/15	12:35:00	p.m.	23.795	48%	72.80
340	17/08/15	12:40:00	p.m.	24.018	48%	72.80
341	17/08/15	12:45:00	p.m.	24.282	49%	75.43
342	17/08/15	12:50:00	p.m.	24.271	49%	75.43
343	17/08/15	12:55:00	p.m.	24.346	49%	75.43
344	17/08/15	01:00:00	p.m.	24.822	50%	78.07
345	17/08/15	01:05:00	p.m.	24.721	49%	75.43
346	17/08/15	01:10:00	p.m.	24.766	50%	78.07
347	17/08/15	01:15:00	p.m.	24.866	50%	78.07
348	17/08/15	01:20:00	p.m.	24.498	49%	75.43
349	17/08/15	01:25:00	p.m.	24.286	49%	75.43
350	17/08/15	01:30:00	p.m.	24.591	49%	75.43
351	17/08/15	01:35:00	p.m.	24.613	49%	75.43
352	17/08/15	01:40:00	p.m.	24.61	49%	75.43
353	17/08/15	01:45:00	p.m.	23.955	48%	72.80
354	17/08/15	01:50:00	p.m.	24.286	49%	75.43
355	17/08/15	01:55:00	p.m.	24.305	49%	75.43
356	17/08/15	02:00:00	p.m.	24.703	49%	75.43
357	17/08/15	02:05:00	p.m.	24.602	49%	75.43
358	17/08/15	02:10:00	p.m.	24.606	49%	75.43
359	17/08/15	02:15:00	p.m.	24.666	49%	75.43
360	17/08/15	02:20:00	p.m.	24.625	49%	75.43
361	17/08/15	02:25:00	p.m.	24.491	49%	75.43
362	17/08/15	02:30:00	p.m.	24.933	50%	78.07
363	17/08/15	02:35:00	p.m.	24.658	49%	75.43
364	17/08/15	02:40:00	p.m.	24.267	49%	75.43
365	17/08/15	02:45:00	p.m.	24.301	49%	75.43
366	17/08/15	02:50:00	p.m.	24.264	49%	75.43
367	17/08/15	02:55:00	p.m.	24.595	49%	75.43
368	17/08/15	03:00:00	p.m.	24.096	48%	72.80
369	17/08/15	03:05:00	p.m.	23.862	48%	72.80
370	17/08/15	03:10:00	p.m.	23.881	48%	72.80
371	17/08/15	03:15:00	p.m.	23.962	48%	72.80
372	17/08/15	03:20:00	p.m.	23.977	48%	72.80
373	17/08/15	03:25:00	p.m.	24.334	49%	75.43
374	17/08/15	03:30:00	p.m.	24.323	49%	75.43
375	17/08/15	03:35:00	p.m.	24.044	48%	72.80
376	17/08/15	03:40:00	p.m.	24.424	49%	75.43

N°	Fecha	Hora	am/pm	TIRANTE (CM) PUNTO P-6 COLECTOR N°4	TIRANTE (%)	Q (L/S) PUNTO P-6 COLECTOR N°4
377	17/08/15	03:45:00	p.m.	24.777	50%	78.07
378	17/08/15	03:50:00	p.m.	24.621	49%	75.43
379	17/08/15	03:55:00	p.m.	24.699	49%	75.43
380	17/08/15	04:00:00	p.m.	17.194	34%	38.87
381	17/08/15	04:05:00	p.m.	17.622	35%	41.06
382	17/08/15	04:10:00	p.m.	17.481	35%	41.06
383	17/08/15	04:15:00	p.m.	17.206	34%	38.87
384	17/08/15	04:20:00	p.m.	16.807	34%	38.87
385	17/08/15	04:25:00	p.m.	16.77	34%	38.87
386	17/08/15	04:30:00	p.m.	16.759	34%	38.87
387	17/08/15	04:35:00	p.m.	16.387	33%	36.72
388	17/08/15	04:40:00	p.m.	16.54	33%	36.72
389	17/08/15	04:45:00	p.m.	16.577	33%	36.72
390	17/08/15	04:50:00	p.m.	16.313	33%	36.72
391	17/08/15	04:55:00	p.m.	16.279	33%	36.72
392	17/08/15	05:00:00	p.m.	16.078	32%	34.63
393	17/08/15	05:05:00	p.m.	15.825	32%	34.63
394	17/08/15	05:10:00	p.m.	15.97	32%	34.63
395	17/08/15	05:15:00	p.m.	15.747	31%	32.58
396	17/08/15	05:20:00	p.m.	15.691	31%	32.58
397	17/08/15	05:25:00	p.m.	15.754	32%	34.63
398	17/08/15	05:30:00	p.m.	15.528	31%	32.58
399	17/08/15	05:35:00	p.m.	15.531	31%	32.58
400	17/08/15	05:40:00	p.m.	15.472	31%	32.58
401	17/08/15	05:45:00	p.m.	15.702	31%	32.58
402	17/08/15	05:50:00	p.m.	15.613	31%	32.58
403	17/08/15	05:55:00	p.m.	15.594	31%	32.58
404	17/08/15	06:00:00	p.m.	15.394	31%	32.58
405	17/08/15	06:05:00	p.m.	15.609	31%	32.58
406	17/08/15	06:10:00	p.m.	15.263	31%	32.58
407	17/08/15	06:15:00	p.m.	16.19	32%	34.63
408	17/08/15	06:20:00	p.m.	16.048	32%	34.63
409	17/08/15	06:25:00	p.m.	16	32%	34.63
410	17/08/15	06:30:00	p.m.	16.335	33%	36.72
411	17/08/15	06:35:00	p.m.	16.205	32%	34.63
412	17/08/15	06:40:00	p.m.	16.03	32%	34.63
413	17/08/15	06:45:00	p.m.	16.443	33%	36.72
414	17/08/15	06:50:00	p.m.	15.736	31%	32.58
415	17/08/15	06:55:00	p.m.	16.915	34%	38.87
416	17/08/15	07:00:00	p.m.	16.778	34%	38.87
417	17/08/15	07:05:00	p.m.	17.362	35%	41.06
418	17/08/15	07:10:00	p.m.	17.038	34%	38.87

N°	Fecha	Hora	am/pm	TIRANTE (CM) PUNTO P-6 COLECTOR N°4	TIRANTE (%)	Q (L/S) PUNTO P-6 COLECTOR N°4
419	17/08/15	07:15:00	p.m.	18.947	38%	47.88
420	17/08/15	07:20:00	p.m.	19.114	38%	47.88
421	17/08/15	07:25:00	p.m.	19.315	39%	50.23
422	17/08/15	07:30:00	p.m.	19.025	38%	47.88
423	17/08/15	07:35:00	p.m.	19.151	38%	47.88
424	17/08/15	07:40:00	p.m.	18.962	38%	47.88
425	17/08/15	07:45:00	p.m.	18.943	38%	47.88
426	17/08/15	07:50:00	p.m.	18.753	38%	47.88
427	17/08/15	07:55:00	p.m.	18.727	37%	45.56
428	17/08/15	08:00:00	p.m.	18.579	37%	45.56
429	17/08/15	08:05:00	p.m.	18.392	37%	45.56
430	17/08/15	08:10:00	p.m.	18.82	38%	47.88
431	17/08/15	08:15:00	p.m.	18.72	37%	45.56
432	17/08/15	08:20:00	p.m.	18.292	37%	45.56
433	17/08/15	08:25:00	p.m.	18.385	37%	45.56
434	17/08/15	08:30:00	p.m.	18.259	37%	45.56
435	17/08/15	08:35:00	p.m.	18.139	36%	43.29
436	17/08/15	08:40:00	p.m.	17.95	36%	43.29
437	17/08/15	08:45:00	p.m.	17.816	36%	43.29
438	17/08/15	08:50:00	p.m.	17.983	36%	43.29
439	17/08/15	08:55:00	p.m.	17.849	36%	43.29
440	17/08/15	09:00:00	p.m.	17.946	36%	43.29
441	17/08/15	09:05:00	p.m.	17.987	36%	43.29
442	17/08/15	09:10:00	p.m.	18.158	36%	43.29
443	17/08/15	09:15:00	p.m.	17.898	36%	43.29
444	17/08/15	09:20:00	p.m.	17.79	36%	43.29
445	17/08/15	09:25:00	p.m.	17.808	36%	43.29
446	17/08/15	09:30:00	p.m.	17.961	36%	43.29
447	17/08/15	09:35:00	p.m.	18.259	37%	45.56
448	17/08/15	09:40:00	p.m.	18.154	36%	43.29
449	17/08/15	09:45:00	p.m.	17.689	35%	41.06
450	17/08/15	09:50:00	p.m.	17.805	36%	43.29
451	17/08/15	09:55:00	p.m.	17.793	36%	43.29
452	17/08/15	10:00:00	p.m.	18.091	36%	43.29
453	17/08/15	10:05:00	p.m.	18.076	36%	43.29
454	17/08/15	10:10:00	p.m.	17.641	35%	41.06
455	17/08/15	10:15:00	p.m.	17.462	35%	41.06
456	17/08/15	10:20:00	p.m.	17.254	35%	41.06
457	17/08/15	10:25:00	p.m.	17.362	35%	41.06
458	17/08/15	10:30:00	p.m.	17.652	35%	41.06
459	17/08/15	10:35:00	p.m.	17.403	35%	41.06
460	17/08/15	10:40:00	p.m.	17.496	35%	41.06

N°	Fecha	Hora	am/pm	TIRANTE (CM) PUNTO P-6 COLECTOR N°4	TIRANTE (%)	Q (L/S) PUNTO P-6 COLECTOR N°4
461	17/08/15	10:45:00	p.m.	17.589	35%	41.06
462	17/08/15	10:50:00	p.m.	17.328	35%	41.06
463	17/08/15	10:55:00	p.m.	17.369	35%	41.06
464	17/08/15	11:00:00	p.m.	17.425	35%	41.06
465	17/08/15	11:05:00	p.m.	17.246	34%	38.87
466	17/08/15	11:10:00	p.m.	17.284	35%	41.06
467	17/08/15	11:15:00	p.m.	17.291	35%	41.06
468	17/08/15	11:20:00	p.m.	17.347	35%	41.06
469	17/08/15	11:25:00	p.m.	17.243	34%	38.87
470	17/08/15	11:30:00	p.m.	17.113	34%	38.87
471	17/08/15	11:35:00	p.m.	17.299	35%	41.06
472	17/08/15	11:40:00	p.m.	17.086	34%	38.87
473	17/08/15	11:45:00	p.m.	17.135	34%	38.87
474	17/08/15	11:50:00	p.m.	16.953	34%	38.87
475	17/08/15	11:55:00	p.m.	16.837	34%	38.87
476	18/08/15	12:00:00	a.m.	16.83	34%	38.87
477	18/08/15	12:05:00	a.m.	16.927	34%	38.87
478	18/08/15	12:10:00	a.m.	17.057	34%	38.87
479	18/08/15	12:15:00	a.m.	16.915	34%	38.87
480	18/08/15	12:20:00	a.m.	16.893	34%	38.87
481	18/08/15	12:25:00	a.m.	16.867	34%	38.87
482	18/08/15	12:30:00	a.m.	17.046	34%	38.87
483	18/08/15	12:35:00	a.m.	16.915	34%	38.87
484	18/08/15	12:40:00	a.m.	16.659	33%	36.72
485	18/08/15	12:45:00	a.m.	16.707	33%	36.72
486	18/08/15	12:50:00	a.m.	16.484	33%	36.72
487	18/08/15	12:55:00	a.m.	16.35	33%	36.72
488	18/08/15	01:00:00	a.m.	16.242	32%	34.63
489	18/08/15	01:05:00	a.m.	16.305	33%	36.72
490	18/08/15	01:10:00	a.m.	16.361	33%	36.72
491	18/08/15	01:15:00	a.m.	16.398	33%	36.72
492	18/08/15	01:20:00	a.m.	16.327	33%	36.72
493	18/08/15	01:25:00	a.m.	16.156	32%	34.63
494	18/08/15	01:30:00	a.m.	16.004	32%	34.63
495	18/08/15	01:35:00	a.m.	16.034	32%	34.63
496	18/08/15	01:40:00	a.m.	15.799	32%	34.63
497	18/08/15	01:45:00	a.m.	15.762	32%	34.63
498	18/08/15	01:50:00	a.m.	15.751	32%	34.63
499	18/08/15	01:55:00	a.m.	15.814	32%	34.63
500	18/08/15	02:00:00	a.m.	15.788	32%	34.63
501	18/08/15	02:05:00	a.m.	15.661	31%	32.58
502	18/08/15	02:10:00	a.m.	15.74	31%	32.58

N°	Fecha	Hora	am/pm	TIRANTE (CM) PUNTO P-6 COLECTOR N°4	TIRANTE (%)	Q (L/S) PUNTO P-6 COLECTOR N°4
503	18/08/15	02:15:00	a.m.	15.613	31%	32.58
504	18/08/15	02:20:00	a.m.	15.669	31%	32.58
505	18/08/15	02:25:00	a.m.	15.661	31%	32.58
506	18/08/15	02:30:00	a.m.	15.606	31%	32.58
507	18/08/15	02:35:00	a.m.	15.55	31%	32.58
508	18/08/15	02:40:00	a.m.	15.561	31%	32.58
509	18/08/15	02:45:00	a.m.	15.598	31%	32.58
510	18/08/15	02:50:00	a.m.	15.557	31%	32.58
511	18/08/15	02:55:00	a.m.	15.509	31%	32.58
512	18/08/15	03:00:00	a.m.	15.546	31%	32.58
513	18/08/15	03:05:00	a.m.	15.449	31%	32.58
514	18/08/15	03:10:00	a.m.	15.308	31%	32.58
515	18/08/15	03:15:00	a.m.	15.397	31%	32.58
516	18/08/15	03:20:00	a.m.	15.472	31%	32.58
517	18/08/15	03:25:00	a.m.	15.498	31%	32.58
518	18/08/15	03:30:00	a.m.	15.442	31%	32.58
519	18/08/15	03:35:00	a.m.	15.323	31%	32.58
520	18/08/15	03:40:00	a.m.	15.438	31%	32.58
521	18/08/15	03:45:00	a.m.	15.323	31%	32.58
522	18/08/15	03:50:00	a.m.	15.141	30%	30.58
523	18/08/15	03:55:00	a.m.	15.248	30%	30.58
524	18/08/15	04:00:00	a.m.	15.345	31%	32.58
525	18/08/15	04:05:00	a.m.	15.271	31%	32.58
526	18/08/15	04:10:00	a.m.	15.185	30%	30.58
527	18/08/15	04:15:00	a.m.	15.252	31%	32.58
528	18/08/15	04:20:00	a.m.	15.256	31%	32.58
529	18/08/15	04:25:00	a.m.	15.174	30%	30.58
530	18/08/15	04:30:00	a.m.	15.286	31%	32.58
531	18/08/15	04:35:00	a.m.	15.241	30%	30.58
532	18/08/15	04:40:00	a.m.	15.319	31%	32.58
533	18/08/15	04:45:00	a.m.	15.241	30%	30.58
534	18/08/15	04:50:00	a.m.	15.546	31%	32.58
535	18/08/15	04:55:00	a.m.	15.386	31%	32.58
536	18/08/15	05:00:00	a.m.	15.193	30%	30.58
537	18/08/15	05:05:00	a.m.	15.211	30%	30.58
538	18/08/15	05:10:00	a.m.	15.275	31%	32.58
539	18/08/15	05:15:00	a.m.	15.345	31%	32.58
540	18/08/15	05:20:00	a.m.	15.349	31%	32.58
541	18/08/15	05:25:00	a.m.	15.327	31%	32.58
542	18/08/15	05:30:00	a.m.	15.364	31%	32.58
543	18/08/15	05:35:00	a.m.	15.479	31%	32.58
544	18/08/15	05:40:00	a.m.	15.635	31%	32.58

N°	Fecha	Hora	am/pm	TIRANTE (CM) PUNTO P-6 COLECTOR N°4	TIRANTE (%)	Q (L/S) PUNTO P-6 COLECTOR N°4
545	18/08/15	05:45:00	a.m.	15.669	31%	32.58
546	18/08/15	05:50:00	a.m.	15.989	32%	34.63
547	18/08/15	05:55:00	a.m.	16.499	33%	36.72
548	18/08/15	06:00:00	a.m.	17.042	34%	38.87
549	18/08/15	06:05:00	a.m.	17.622	35%	41.06
550	18/08/15	06:10:00	a.m.	18.192	36%	43.29
551	18/08/15	06:15:00	a.m.	19.416	39%	50.23
552	18/08/15	06:20:00	a.m.	19.754	40%	52.62
553	18/08/15	06:25:00	a.m.	19.661	39%	50.23
554	18/08/15	06:30:00	a.m.	20.558	41%	55.04
555	18/08/15	06:35:00	a.m.	21.228	42%	57.50
556	18/08/15	06:40:00	a.m.	21.194	42%	57.50
557	18/08/15	06:45:00	a.m.	22.229	44%	62.50
558	18/08/15	06:50:00	a.m.	22.333	45%	65.04
559	18/08/15	06:55:00	a.m.	22.872	46%	67.60
560	18/08/15	07:00:00	a.m.	23.378	47%	70.19
561	18/08/15	07:05:00	a.m.	23.401	47%	70.19
562	18/08/15	07:10:00	a.m.	23.549	47%	70.19
563	18/08/15	07:15:00	a.m.	23.159	46%	67.60
564	18/08/15	07:20:00	a.m.	23.267	47%	70.19
565	18/08/15	07:25:00	a.m.	23.508	47%	70.19
566	18/08/15	07:30:00	a.m.	23.828	48%	72.80
567	18/08/15	07:35:00	a.m.	24.342	49%	75.43
568	18/08/15	07:40:00	a.m.	18.337	37%	45.56
569	18/08/15	07:45:00	a.m.	18.065	36%	43.29
570	18/08/15	07:50:00	a.m.	18.392	37%	45.56
571	18/08/15	07:55:00	a.m.	18.612	37%	45.56
572	18/08/15	08:00:00	a.m.	17.767	36%	43.29
573	18/08/15	08:05:00	a.m.	18.352	37%	45.56
574	18/08/15	08:10:00	a.m.	18.128	36%	43.29
575	18/08/15	08:15:00	a.m.	18.046	36%	43.29
576	18/08/15	08:20:00	a.m.	17.6	35%	41.06
577	18/08/15	08:25:00	a.m.	17.492	35%	41.06
578	18/08/15	08:30:00	a.m.	18.173	36%	43.29
579	18/08/15	08:35:00	a.m.	16.964	34%	38.87
580	18/08/15	08:40:00	a.m.	18.348	37%	45.56
581	18/08/15	08:45:00	a.m.	19.937	40%	52.62
582	18/08/15	08:50:00	a.m.	19.814	40%	52.62
583	18/08/15	08:55:00	a.m.	19.55	39%	50.23
584	18/08/15	09:00:00	a.m.	19.784	40%	52.62
585	18/08/15	09:05:00	a.m.	20.338	41%	55.04
586	18/08/15	09:10:00	a.m.	20.651	41%	55.04

N°	Fecha	Hora	am/pm	TIRANTE (CM) PUNTO P-6 COLECTOR N°4	TIRANTE (%)	Q (L/S) PUNTO P-6 COLECTOR N°4
587	18/08/15	09:15:00	a.m.	21.105	42%	57.50
588	18/08/15	09:20:00	a.m.	20.655	41%	55.04
589	18/08/15	09:25:00	a.m.	20.878	42%	57.50
590	18/08/15	09:30:00	a.m.	21.138	42%	57.50
591	18/08/15	09:35:00	a.m.	20.889	42%	57.50
592	18/08/15	09:40:00	a.m.	21.265	43%	59.98
593	18/08/15	09:45:00	a.m.	21.012	42%	57.50
594	18/08/15	09:50:00	a.m.	21.25	43%	59.98
595	18/08/15	09:55:00	a.m.	21.235	42%	57.50
596	18/08/15	10:00:00	a.m.	21.135	42%	57.50
597	18/08/15	10:05:00	a.m.	20.737	41%	55.04
598	18/08/15	10:10:00	a.m.	20.882	42%	57.50
599	18/08/15	10:15:00	a.m.	21.22	42%	57.50
600	18/08/15	10:20:00	a.m.	20.751	42%	57.50
601	18/08/15	10:25:00	a.m.	21.179	42%	57.50
602	18/08/15	10:30:00	a.m.	21.008	42%	57.50
603	18/08/15	10:35:00	a.m.	20.997	42%	57.50
604	18/08/15	10:40:00	a.m.	20.937	42%	57.50
605	18/08/15	10:45:00	a.m.	21.451	43%	59.98
606	18/08/15	10:50:00	a.m.	21.269	43%	59.98
607	18/08/15	10:55:00	a.m.	21.462	43%	59.98
608	18/08/15	11:00:00	a.m.	21.574	43%	59.98
609	18/08/15	11:05:00	a.m.	22.013	44%	62.50
610	18/08/15	11:10:00	a.m.	22.366	45%	65.04
611	18/08/15	11:15:00	a.m.	22.303	45%	65.04
612	18/08/15	11:20:00	a.m.	22.336	45%	65.04
613	18/08/15	11:25:00	a.m.	22.407	45%	65.04
614	18/08/15	11:30:00	a.m.	22.37	45%	65.04
615	18/08/15	11:35:00	a.m.	22.4	45%	65.04
616	18/08/15	11:40:00	a.m.	22.139	44%	62.50
617	18/08/15	11:45:00	a.m.	22.548	45%	65.04
618	18/08/15	11:50:00	a.m.	22.478	45%	65.04
619	18/08/15	11:55:00	a.m.	22.88	46%	67.60
620	18/08/15	12:00:00	p.m.	22.66	45%	65.04
621	18/08/15	12:05:00	p.m.	22.422	45%	65.04
622	18/08/15	12:10:00	p.m.	22.586	45%	65.04
623	18/08/15	12:15:00	p.m.	22.697	45%	65.04
624	18/08/15	12:20:00	p.m.	22.608	45%	65.04
625	18/08/15	12:25:00	p.m.	22.798	46%	67.60
626	18/08/15	12:30:00	p.m.	22.839	46%	67.60
627	18/08/15	12:35:00	p.m.	22.757	46%	67.60
628	18/08/15	12:40:00	p.m.	23.118	46%	67.60

N°	Fecha	Hora	am/pm	TIRANTE (CM) PUNTO P-6 COLECTOR N°4	TIRANTE (%)	Q (L/S) PUNTO P-6 COLECTOR N°4
629	18/08/15	12:45:00	p.m.	23.055	46%	67.60
630	18/08/15	12:50:00	p.m.	22.846	46%	67.60
631	18/08/15	12:55:00	p.m.	17.812	36%	43.29
632	18/08/15	01:00:00	p.m.	17.946	36%	43.29
633	18/08/15	01:05:00	p.m.	17.786	36%	43.29
634	18/08/15	01:10:00	p.m.	17.909	36%	43.29
635	18/08/15	01:15:00	p.m.	17.931	36%	43.29
636	18/08/15	01:20:00	p.m.	18.113	36%	43.29
637	18/08/15	01:25:00	p.m.	17.95	36%	43.29
638	18/08/15	01:30:00	p.m.	17.507	35%	41.06
639	18/08/15	01:35:00	p.m.	17.712	35%	41.06
640	18/08/15	01:40:00	p.m.	17.693	35%	41.06
641	18/08/15	01:45:00	p.m.	17.901	36%	43.29
642	18/08/15	01:50:00	p.m.	17.953	36%	43.29
643	18/08/15	01:55:00	p.m.	17.998	36%	43.29
644	18/08/15	02:00:00	p.m.	17.894	36%	43.29
645	18/08/15	02:05:00	p.m.	17.645	35%	41.06
646	18/08/15	02:10:00	p.m.	17.459	35%	41.06
647	18/08/15	02:15:00	p.m.	17.492	35%	41.06
648	18/08/15	02:20:00	p.m.	17.645	35%	41.06
649	18/08/15	02:25:00	p.m.	19.125	38%	47.88
650	18/08/15	02:30:00	p.m.	19.345	39%	50.23
651	18/08/15	02:35:00	p.m.	19.449	39%	50.23
652	18/08/15	02:40:00	p.m.	20.03	40%	52.62
653	18/08/15	02:45:00	p.m.	20.952	42%	57.50
654	18/08/15	02:50:00	p.m.	20.882	42%	57.50
655	18/08/15	02:55:00	p.m.	20.811	42%	57.50
656	18/08/15	03:00:00	p.m.	20.666	41%	55.04
657	18/08/15	03:05:00	p.m.	20.599	41%	55.04
658	18/08/15	03:10:00	p.m.	22.188	44%	62.50
659	18/08/15	03:15:00	p.m.	22.34	45%	65.04
660	18/08/15	03:20:00	p.m.	22.318	45%	65.04
661	18/08/15	03:25:00	p.m.	22.597	45%	65.04
662	18/08/15	03:30:00	p.m.	22.589	45%	65.04
663	18/08/15	03:35:00	p.m.	23.062	46%	67.60
664	18/08/15	03:40:00	p.m.	23.006	46%	67.60
665	18/08/15	03:45:00	p.m.	23.278	47%	70.19
666	18/08/15	03:50:00	p.m.	23.099	46%	67.60
667	18/08/15	03:55:00	p.m.	23.43	47%	70.19
668	18/08/15	04:00:00	p.m.	23.494	47%	70.19
669	18/08/15	04:05:00	p.m.	23.869	48%	72.80
670	18/08/15	04:10:00	p.m.	23.687	47%	70.19

N°	Fecha	Hora	am/pm	TIRANTE (CM) PUNTO P-6 COLECTOR N°4	TIRANTE (%)	Q (L/S) PUNTO P-6 COLECTOR N°4
671	18/08/15	04:15:00	p.m.	23.33	47%	70.19
672	18/08/15	04:20:00	p.m.	23.49	47%	70.19
673	18/08/15	04:25:00	p.m.	23.293	47%	70.19
674	18/08/15	04:30:00	p.m.	23.445	47%	70.19
675	18/08/15	04:35:00	p.m.	23.583	47%	70.19
676	18/08/15	04:40:00	p.m.	23.91	48%	72.80
677	18/08/15	04:45:00	p.m.	24.223	48%	72.80
678	18/08/15	04:50:00	p.m.	23.806	48%	72.80
679	18/08/15	04:55:00	p.m.	23.334	47%	70.19
680	18/08/15	05:00:00	p.m.	23.761	48%	72.80
681	18/08/15	05:05:00	p.m.	23.475	47%	70.19
682	18/08/15	05:10:00	p.m.	23.445	47%	70.19
683	18/08/15	05:15:00	p.m.	23.657	47%	70.19
684	18/08/15	05:20:00	p.m.	19.728	39%	50.23
685	18/08/15	05:25:00	p.m.	17.898	36%	43.29
686	18/08/15	05:30:00	p.m.	17.715	35%	41.06
687	18/08/15	05:35:00	p.m.	17.663	35%	41.06
688	18/08/15	05:40:00	p.m.	17.689	35%	41.06
689	18/08/15	05:45:00	p.m.	18.203	36%	43.29
690	18/08/15	05:50:00	p.m.	17.924	36%	43.29
691	18/08/15	05:55:00	p.m.	17.782	36%	43.29
692	18/08/15	06:00:00	p.m.	17.734	35%	41.06
693	18/08/15	06:05:00	p.m.	17.797	36%	43.29
694	18/08/15	06:10:00	p.m.	17.972	36%	43.29
695	18/08/15	06:15:00	p.m.	17.875	36%	43.29
696	18/08/15	06:20:00	p.m.	17.939	36%	43.29
697	18/08/15	06:25:00	p.m.	18.716	37%	45.56
698	18/08/15	06:30:00	p.m.	18.612	37%	45.56
699	18/08/15	06:35:00	p.m.	17.868	36%	43.29
700	18/08/15	06:40:00	p.m.	17.812	36%	43.29
701	18/08/15	06:45:00	p.m.	17.95	36%	43.29
702	18/08/15	06:50:00	p.m.	18.645	37%	45.56
703	18/08/15	06:55:00	p.m.	18.53	37%	45.56
704	18/08/15	07:00:00	p.m.	18.084	36%	43.29
705	18/08/15	07:05:00	p.m.	18.236	36%	43.29
706	18/08/15	07:10:00	p.m.	18.225	36%	43.29
707	18/08/15	07:15:00	p.m.	18.259	37%	45.56
708	18/08/15	07:20:00	p.m.	18.311	37%	45.56
709	18/08/15	07:25:00	p.m.	18.348	37%	45.56
710	18/08/15	07:30:00	p.m.	18.504	37%	45.56
711	18/08/15	07:35:00	p.m.	18.489	37%	45.56
712	18/08/15	07:40:00	p.m.	18.512	37%	45.56

N°	Fecha	Hora	am/pm	TIRANTE (CM) PUNTO P-6 COLECTOR N°4	TIRANTE (%)	Q (L/S) PUNTO P-6 COLECTOR N°4
713	18/08/15	07:45:00	p.m.	18.426	37%	45.56
714	18/08/15	07:50:00	p.m.	18.426	37%	45.56
715	18/08/15	07:55:00	p.m.	18.426	37%	45.56
716	18/08/15	08:00:00	p.m.	19.263	39%	50.23
717	18/08/15	08:05:00	p.m.	19.122	38%	47.88
718	18/08/15	08:10:00	p.m.	19.226	38%	47.88
719	18/08/15	08:15:00	p.m.	18.988	38%	47.88
720	18/08/15	08:20:00	p.m.	19.107	38%	47.88
721	18/08/15	08:25:00	p.m.	18.973	38%	47.88
722	18/08/15	08:30:00	p.m.	18.973	38%	47.88
723	18/08/15	08:35:00	p.m.	19.624	39%	50.23
724	18/08/15	08:40:00	p.m.	19.382	39%	50.23
725	18/08/15	08:45:00	p.m.	19.445	39%	50.23
726	18/08/15	08:50:00	p.m.	19.192	38%	47.88
727	18/08/15	08:55:00	p.m.	19.077	38%	47.88
728	18/08/15	09:00:00	p.m.	18.954	38%	47.88
729	18/08/15	09:05:00	p.m.	19.006	38%	47.88
730	18/08/15	09:10:00	p.m.	19.129	38%	47.88
731	18/08/15	09:15:00	p.m.	19.122	38%	47.88
732	18/08/15	09:20:00	p.m.	18.575	37%	45.56
733	18/08/15	09:25:00	p.m.	17.95	36%	43.29
734	18/08/15	09:30:00	p.m.	17.86	36%	43.29
735	18/08/15	09:35:00	p.m.	17.834	36%	43.29
736	18/08/15	09:40:00	p.m.	17.712	35%	41.06
737	18/08/15	09:45:00	p.m.	17.92	36%	43.29
738	18/08/15	09:50:00	p.m.	17.957	36%	43.29
739	18/08/15	09:55:00	p.m.	17.511	35%	41.06
740	18/08/15	10:00:00	p.m.	15.535	31%	32.58
741	18/08/15	10:05:00	p.m.	15.602	31%	32.58
742	18/08/15	10:10:00	p.m.	15.208	30%	30.58
743	18/08/15	10:15:00	p.m.	15.394	31%	32.58
744	18/08/15	10:20:00	p.m.	15.412	31%	32.58
745	18/08/15	10:25:00	p.m.	15.375	31%	32.58
746	18/08/15	10:30:00	p.m.	15.397	31%	32.58
747	18/08/15	10:35:00	p.m.	15.688	31%	32.58
748	18/08/15	10:40:00	p.m.	15.405	31%	32.58
749	18/08/15	10:45:00	p.m.	15.304	31%	32.58
750	18/08/15	10:50:00	p.m.	14.817	30%	30.58
751	18/08/15	10:55:00	p.m.	14.817	30%	30.58
752	18/08/15	11:00:00	p.m.	14.85	30%	30.58
753	18/08/15	11:05:00	p.m.	14.657	29%	28.63
754	18/08/15	11:10:00	p.m.	14.843	30%	30.58

N°	Fecha	Hora	am/pm	TIRANTE (CM) PUNTO P-6 COLECTOR N°4	TIRANTE (%)	Q (L/S) PUNTO P-6 COLECTOR N°4
755	18/08/15	11:15:00	p.m.	14.802	30%	30.58
756	18/08/15	11:20:00	p.m.	14.962	30%	30.58
757	18/08/15	11:25:00	p.m.	14.571	29%	28.63
758	18/08/15	11:30:00	p.m.	14.341	29%	28.63
759	18/08/15	11:35:00	p.m.	14.408	29%	28.63
760	18/08/15	11:40:00	p.m.	14.426	29%	28.63
761	18/08/15	11:45:00	p.m.	14.46	29%	28.63
762	18/08/15	11:50:00	p.m.	14.285	29%	28.63
763	18/08/15	11:55:00	p.m.	14.449	29%	28.63
764	19/08/15	12:00:00	a.m.	14.515	29%	28.63
765	19/08/15	12:05:00	a.m.	14.694	29%	28.63
766	19/08/15	12:10:00	a.m.	14.504	29%	28.63
767	19/08/15	12:15:00	a.m.	14.489	29%	28.63
768	19/08/15	12:20:00	a.m.	14.248	28%	26.74
769	19/08/15	12:25:00	a.m.	14.251	29%	28.63
770	19/08/15	12:30:00	a.m.	14.244	28%	26.74
771	19/08/15	12:35:00	a.m.	14.363	29%	28.63
772	19/08/15	12:40:00	a.m.	14.088	28%	26.74
773	19/08/15	12:45:00	a.m.	14.102	28%	26.74
774	19/08/15	12:50:00	a.m.	14.222	28%	26.74
775	19/08/15	12:55:00	a.m.	14.166	28%	26.74
776	19/08/15	01:00:00	a.m.	14.203	28%	26.74
777	19/08/15	01:05:00	a.m.	14.162	28%	26.74
778	19/08/15	01:10:00	a.m.	14.11	28%	26.74
779	19/08/15	01:15:00	a.m.	14.032	28%	26.74
780	19/08/15	01:20:00	a.m.	14.006	28%	26.74
781	19/08/15	01:25:00	a.m.	14.009	28%	26.74
782	19/08/15	01:30:00	a.m.	13.965	28%	26.74
783	19/08/15	01:35:00	a.m.	13.983	28%	26.74
784	19/08/15	01:40:00	a.m.	13.957	28%	26.74
785	19/08/15	01:45:00	a.m.	13.794	28%	26.74
786	19/08/15	01:50:00	a.m.	13.913	28%	26.74
787	19/08/15	01:55:00	a.m.	13.89	28%	26.74
788	19/08/15	02:00:00	a.m.	14.292	29%	28.63
789	19/08/15	02:05:00	a.m.	13.898	28%	26.74
790	19/08/15	02:10:00	a.m.	13.969	28%	26.74
791	19/08/15	02:15:00	a.m.	13.816	28%	26.74
792	19/08/15	02:20:00	a.m.	14.017	28%	26.74
793	19/08/15	02:25:00	a.m.	13.916	28%	26.74
794	19/08/15	02:30:00	a.m.	13.935	28%	26.74
795	19/08/15	02:35:00	a.m.	13.98	28%	26.74
796	19/08/15	02:40:00	a.m.	13.678	27%	24.90

N°	Fecha	Hora	am/pm	TIRANTE (CM) PUNTO P-6 COLECTOR N°4	TIRANTE (%)	Q (L/S) PUNTO P-6 COLECTOR N°4
797	19/08/15	02:45:00	a.m.	13.73	27%	24.90
798	19/08/15	02:50:00	a.m.	13.794	28%	26.74
799	19/08/15	02:55:00	a.m.	13.79	28%	26.74
800	19/08/15	03:00:00	a.m.	14.058	28%	26.74
801	19/08/15	03:05:00	a.m.	13.734	27%	24.90
802	19/08/15	03:10:00	a.m.	13.712	27%	24.90
803	19/08/15	03:15:00	a.m.	13.753	28%	26.74
804	19/08/15	03:20:00	a.m.	13.656	27%	24.90
805	19/08/15	03:25:00	a.m.	13.503	27%	24.90
806	19/08/15	03:30:00	a.m.	13.645	27%	24.90
807	19/08/15	03:35:00	a.m.	13.697	27%	24.90
808	19/08/15	03:40:00	a.m.	13.693	27%	24.90
809	19/08/15	03:45:00	a.m.	13.742	27%	24.90
810	19/08/15	03:50:00	a.m.	13.73	27%	24.90
811	19/08/15	03:55:00	a.m.	13.619	27%	24.90
812	19/08/15	04:00:00	a.m.	13.619	27%	24.90
813	19/08/15	04:05:00	a.m.	13.496	27%	24.90
814	19/08/15	04:10:00	a.m.	13.578	27%	24.90
815	19/08/15	04:15:00	a.m.	13.585	27%	24.90
816	19/08/15	04:20:00	a.m.	13.585	27%	24.90
817	19/08/15	04:25:00	a.m.	13.515	27%	24.90
818	19/08/15	04:30:00	a.m.	13.515	27%	24.90
819	19/08/15	04:35:00	a.m.	13.507	27%	24.90
820	19/08/15	04:40:00	a.m.	13.47	27%	24.90
821	19/08/15	04:45:00	a.m.	13.689	27%	24.90
822	19/08/15	04:50:00	a.m.	13.492	27%	24.90
823	19/08/15	04:55:00	a.m.	13.689	27%	24.90
824	19/08/15	05:00:00	a.m.	13.786	28%	26.74
825	19/08/15	05:05:00	a.m.	13.656	27%	24.90
826	19/08/15	05:10:00	a.m.	13.946	28%	26.74
827	19/08/15	05:15:00	a.m.	13.53	27%	24.90
828	19/08/15	05:20:00	a.m.	13.697	27%	24.90
829	19/08/15	05:25:00	a.m.	13.846	28%	26.74
830	19/08/15	05:30:00	a.m.	13.626	27%	24.90
831	19/08/15	05:35:00	a.m.	13.823	28%	26.74
832	19/08/15	05:40:00	a.m.	13.995	28%	26.74
833	19/08/15	05:45:00	a.m.	14.021	28%	26.74
834	19/08/15	05:50:00	a.m.	13.995	28%	26.74
835	19/08/15	05:55:00	a.m.	13.946	28%	26.74
836	19/08/15	06:00:00	a.m.	14.106	28%	26.74
837	19/08/15	06:05:00	a.m.	14.318	29%	28.63
838	19/08/15	06:10:00	a.m.	14.385	29%	28.63

N°	Fecha	Hora	am/pm	TIRANTE (CM) PUNTO P-6 COLECTOR N°4	TIRANTE (%)	Q (L/S) PUNTO P-6 COLECTOR N°4
839	19/08/15	06:15:00	a.m.	14.902	30%	30.58
840	19/08/15	06:20:00	a.m.	15.401	31%	32.58
841	19/08/15	06:25:00	a.m.	15.408	31%	32.58
842	19/08/15	06:30:00	a.m.	15.941	32%	34.63
843	19/08/15	06:35:00	a.m.	16.409	33%	36.72
844	19/08/15	06:40:00	a.m.	16.205	32%	34.63
845	19/08/15	06:45:00	a.m.	16.346	33%	36.72
846	19/08/15	06:50:00	a.m.	16.547	33%	36.72
847	19/08/15	06:55:00	a.m.	16.993	34%	38.87
848	19/08/15	07:00:00	a.m.	16.982	34%	38.87
849	19/08/15	07:05:00	a.m.	17.001	34%	38.87
850	19/08/15	07:10:00	a.m.	17.358	35%	41.06
851	19/08/15	07:15:00	a.m.	17.414	35%	41.06
852	19/08/15	07:20:00	a.m.	17.485	35%	41.06
853	19/08/15	07:25:00	a.m.	17.782	36%	43.29
854	19/08/15	07:30:00	a.m.	18.266	37%	45.56
855	19/08/15	07:35:00	a.m.	18.832	38%	47.88
856	19/08/15	07:45:00	a.m.	19.557	39%	50.23
857	19/08/15	07:50:00	a.m.	21.272	43%	59.98
858	19/08/15	07:55:00	a.m.	22.02	44%	62.50
859	19/08/15	08:00:00	a.m.	21.782	44%	62.50
860	19/08/15	08:05:00	a.m.	21.86	44%	62.50
861	19/08/15	08:10:00	a.m.	21.763	44%	62.50
862	19/08/15	08:15:00	a.m.	21.696	43%	59.98
863	19/08/15	08:20:00	a.m.	21.607	43%	59.98
864	19/08/15	08:25:00	a.m.	21.071	42%	57.50
865	19/08/15	08:30:00	a.m.	21.663	43%	59.98
866	19/08/15	08:35:00	a.m.	21.708	43%	59.98
867	19/08/15	08:40:00	a.m.	21.447	43%	59.98
868	19/08/15	08:45:00	a.m.	21.763	44%	62.50
869	19/08/15	08:50:00	a.m.	21.711	43%	59.98
870	19/08/15	08:55:00	a.m.	21.737	43%	59.98
871	19/08/15	09:00:00	a.m.	21.559	43%	59.98
872	19/08/15	09:05:00	a.m.	21.689	43%	59.98
873	19/08/15	09:10:00	a.m.	22.165	44%	62.50
874	19/08/15	09:15:00	a.m.	22.009	44%	62.50
875	19/08/15	09:20:00	a.m.	22.191	44%	62.50
876	19/08/15	09:25:00	a.m.	22.046	44%	62.50
877	19/08/15	09:30:00	a.m.	22.106	44%	62.50
878	19/08/15	09:35:00	a.m.	22.05	44%	62.50
879	19/08/15	09:40:00	a.m.	22.154	44%	62.50
880	19/08/15	09:45:00	a.m.	22.247	44%	62.50

N°	Fecha	Hora	am/pm	TIRANTE (CM) PUNTO P-6 COLECTOR N°4	TIRANTE (%)	Q (L/S) PUNTO P-6 COLECTOR N°4
881	19/08/15	09:50:00	a.m.	22.124	44%	62.50
882	19/08/15	09:55:00	a.m.	21.879	44%	62.50
883	19/08/15	10:00:00	a.m.	22.135	44%	62.50
884	19/08/15	10:05:00	a.m.	22.162	44%	62.50
885	19/08/15	10:10:00	a.m.	22.604	45%	65.04
886	19/08/15	10:15:00	a.m.	22.18	44%	62.50
887	19/08/15	10:20:00	a.m.	22.165	44%	62.50
888	19/08/15	10:25:00	a.m.	22.522	45%	65.04
889	19/08/15	10:30:00	a.m.	22.295	45%	65.04
890	19/08/15	10:35:00	a.m.	22.34	45%	65.04
891	19/08/15	10:40:00	a.m.	22.396	45%	65.04
892	19/08/15	10:45:00	a.m.	22.128	44%	62.50
893	19/08/15	10:50:00	a.m.	22.5	45%	65.04
894	19/08/15	10:55:00	a.m.	22.913	46%	67.60
895	19/08/15	11:00:00	a.m.	22.816	46%	67.60
896	19/08/15	11:05:00	a.m.	22.768	46%	67.60
897	19/08/15	11:10:00	a.m.	22.329	45%	65.04
898	19/08/15	11:15:00	a.m.	22.679	45%	65.04
899	19/08/15	11:20:00	a.m.	22.515	45%	65.04
900	19/08/15	11:25:00	a.m.	22.467	45%	65.04
901	19/08/15	11:30:00	a.m.	22.612	45%	65.04
902	19/08/15	11:35:00	a.m.	22.597	45%	65.04
903	19/08/15	11:40:00	a.m.	22.66	45%	65.04
904	19/08/15	11:45:00	a.m.	22.809	46%	67.60
905	19/08/15	11:50:00	a.m.	22.831	46%	67.60
906	19/08/15	11:55:00	a.m.	23.043	46%	67.60
907	19/08/15	12:00:00	p.m.	17.652	35%	41.06
908	19/08/15	12:05:00	p.m.	17.619	35%	41.06
909	19/08/15	12:10:00	p.m.	17.28	35%	41.06
910	19/08/15	12:15:00	p.m.	17.645	35%	41.06
911	19/08/15	12:20:00	p.m.	17.912	36%	43.29
912	19/08/15	12:25:00	p.m.	17.819	36%	43.29
913	19/08/15	12:30:00	p.m.	17.31	35%	41.06
914	19/08/15	12:35:00	p.m.	17.492	35%	41.06
915	19/08/15	12:40:00	p.m.	17.972	36%	43.29
916	19/08/15	12:45:00	p.m.	18.195	36%	43.29
917	19/08/15	12:50:00	p.m.	18.195	36%	43.29
918	19/08/15	12:55:00	p.m.	18.195	36%	43.29
919	19/08/15	01:00:00	p.m.	18.05	36%	43.29
920	19/08/15	01:05:00	p.m.	19.151	38%	47.88
921	19/08/15	01:10:00	p.m.	18.876	38%	47.88
922	19/08/15	01:15:00	p.m.	19.01	38%	47.88

N°	Fecha	Hora	am/pm	TIRANTE (CM) PUNTO P-6 COLECTOR N°4	TIRANTE (%)	Q (L/S) PUNTO P-6 COLECTOR N°4
923	19/08/15	01:20:00	p.m.	18.768	38%	47.88
924	19/08/15	01:25:00	p.m.	18.858	38%	47.88
925	19/08/15	01:30:00	p.m.	18.72	37%	45.56
926	19/08/15	01:35:00	p.m.	18.322	37%	45.56
927	19/08/15	01:40:00	p.m.	18.076	36%	43.29
928	19/08/15	01:45:00	p.m.	17.704	35%	41.06
929	19/08/15	01:50:00	p.m.	17.912	36%	43.29
930	19/08/15	01:55:00	p.m.	18.177	36%	43.29
931	19/08/15	02:00:00	p.m.	19.04	38%	47.88
932	19/08/15	02:05:00	p.m.	19.151	38%	47.88
933	19/08/15	02:10:00	p.m.	19.364	39%	50.23
934	19/08/15	02:15:00	p.m.	19.404	39%	50.23
935	19/08/15	02:20:00	p.m.	19.52	39%	50.23
936	19/08/15	02:25:00	p.m.	19.486	39%	50.23
937	19/08/15	02:30:00	p.m.	19.457	39%	50.23
938	19/08/15	02:35:00	p.m.	19.047	38%	47.88
939	19/08/15	02:40:00	p.m.	19.777	40%	52.62
940	19/08/15	02:45:00	p.m.	19.397	39%	50.23
941	19/08/15	02:50:00	p.m.	19.777	40%	52.62
942	19/08/15	02:55:00	p.m.	19.747	39%	50.23
943	19/08/15	03:00:00	p.m.	20.018	40%	52.62
944	19/08/15	03:05:00	p.m.	20.591	41%	55.04
945	19/08/15	03:10:00	p.m.	20.405	41%	55.04
946	19/08/15	03:15:00	p.m.	20.696	41%	55.04
947	19/08/15	03:20:00	p.m.	21.28	43%	59.98
948	19/08/15	03:25:00	p.m.	21.376	43%	59.98
949	19/08/15	03:30:00	p.m.	21.436	43%	59.98
950	19/08/15	03:35:00	p.m.	21.589	43%	59.98
951	19/08/15	03:40:00	p.m.	21.373	43%	59.98
952	19/08/15	03:45:00	p.m.	21.179	42%	57.50
953	19/08/15	03:50:00	p.m.	21.09	42%	57.50
954	19/08/15	03:55:00	p.m.	21.317	43%	59.98
955	19/08/15	04:00:00	p.m.	21.347	43%	59.98
956	19/08/15	04:05:00	p.m.	20.99	42%	57.50
957	19/08/15	04:10:00	p.m.	21.228	42%	57.50
958	19/08/15	04:15:00	p.m.	21.105	42%	57.50
959	19/08/15	04:20:00	p.m.	20.963	42%	57.50
960	19/08/15	04:25:00	p.m.	21.138	42%	57.50
961	19/08/15	04:30:00	p.m.	20.934	42%	57.50
962	19/08/15	04:35:00	p.m.	21.611	43%	59.98
963	19/08/15	04:40:00	p.m.	21.376	43%	59.98
964	19/08/15	04:45:00	p.m.	21.213	42%	57.50

N°	Fecha	Hora	am/pm	TIRANTE (CM) PUNTO P-6 COLECTOR N°4	TIRANTE (%)	Q (L/S) PUNTO P-6 COLECTOR N°4
965	19/08/15	04:50:00	p.m.	21.142	42%	57.50
966	19/08/15	04:55:00	p.m.	21.03	42%	57.50
967	19/08/15	05:00:00	p.m.	20.699	41%	55.04
968	19/08/15	05:05:00	p.m.	20.789	42%	57.50
969	19/08/15	05:10:00	p.m.	20.896	42%	57.50
970	19/08/15	05:15:00	p.m.	20.87	42%	57.50
971	19/08/15	05:20:00	p.m.	21.406	43%	59.98
972	19/08/15	05:25:00	p.m.	21.522	43%	59.98
973	19/08/15	05:30:00	p.m.	21.045	42%	57.50
974	19/08/15	05:35:00	p.m.	21.131	42%	57.50
975	19/08/15	05:40:00	p.m.	21.265	43%	59.98
976	19/08/15	05:45:00	p.m.	21.034	42%	57.50
977	19/08/15	05:50:00	p.m.	20.937	42%	57.50
978	19/08/15	05:55:00	p.m.	21.365	43%	59.98
979	19/08/15	06:00:00	p.m.	21.064	42%	57.50
980	19/08/15	06:05:00	p.m.	21.042	42%	57.50
981	19/08/15	06:10:00	p.m.	21.216	42%	57.50
982	19/08/15	06:15:00	p.m.	20.937	42%	57.50
983	19/08/15	06:20:00	p.m.	20.826	42%	57.50
984	19/08/15	06:25:00	p.m.	21.317	43%	59.98
985	19/08/15	06:30:00	p.m.	21.358	43%	59.98
986	19/08/15	06:35:00	p.m.	21.309	43%	59.98
987	19/08/15	06:40:00	p.m.	21.127	42%	57.50
988	19/08/15	06:45:00	p.m.	21.317	43%	59.98
989	19/08/15	06:50:00	p.m.	21.641	43%	59.98
990	19/08/15	06:55:00	p.m.	22.56	45%	65.04
991	19/08/15	07:00:00	p.m.	22.288	45%	65.04
992	19/08/15	07:05:00	p.m.	22.392	45%	65.04
993	19/08/15	07:10:00	p.m.	22.496	45%	65.04
994	19/08/15	07:15:00	p.m.	22.255	45%	65.04
995	19/08/15	07:20:00	p.m.	22.322	45%	65.04
996	19/08/15	07:25:00	p.m.	21.909	44%	62.50
997	19/08/15	07:30:00	p.m.	21.961	44%	62.50
998	19/08/15	07:35:00	p.m.	21.994	44%	62.50
999	19/08/15	07:40:00	p.m.	21.734	43%	59.98
1000	19/08/15	07:45:00	p.m.	21.585	43%	59.98
1001	19/08/15	07:50:00	p.m.	21.752	44%	62.50
1002	19/08/15	07:55:00	p.m.	21.786	44%	62.50
1003	19/08/15	08:00:00	p.m.	21.685	43%	59.98
1004	19/08/15	08:05:00	p.m.	21.205	42%	57.50
1005	19/08/15	08:10:00	p.m.	21.403	43%	59.98
1006	19/08/15	08:15:00	p.m.	20.558	41%	55.04

N°	Fecha	Hora	am/pm	TIRANTE (CM) PUNTO P-6 COLECTOR N°4	TIRANTE (%)	Q (L/S) PUNTO P-6 COLECTOR N°4
1007	19/08/15	08:20:00	p.m.	20.398	41%	55.04
1008	19/08/15	08:25:00	p.m.	20.32	41%	55.04
1009	19/08/15	08:30:00	p.m.	19.922	40%	52.62
1010	19/08/15	08:35:00	p.m.	19.762	40%	52.62
1011	19/08/15	08:40:00	p.m.	19.866	40%	52.62
1012	19/08/15	08:45:00	p.m.	19.974	40%	52.62
1013	19/08/15	08:50:00	p.m.	19.858	40%	52.62
1014	19/08/15	08:55:00	p.m.	19.568	39%	50.23
1015	19/08/15	09:00:00	p.m.	19.122	38%	47.88
1016	19/08/15	09:05:00	p.m.	19.003	38%	47.88
1017	19/08/15	09:10:00	p.m.	18.977	38%	47.88
1018	19/08/15	09:15:00	p.m.	18.906	38%	47.88
1019	19/08/15	09:20:00	p.m.	19.085	38%	47.88
1020	19/08/15	09:25:00	p.m.	19.185	38%	47.88
1021	19/08/15	09:30:00	p.m.	18.932	38%	47.88
1022	19/08/15	09:35:00	p.m.	18.75	38%	47.88
1023	19/08/15	09:40:00	p.m.	18.705	37%	45.56
1024	19/08/15	09:45:00	p.m.	18.917	38%	47.88
1025	19/08/15	09:50:00	p.m.	19.163	38%	47.88
1026	19/08/15	09:55:00	p.m.	19.278	39%	50.23
1027	19/08/15	10:00:00	p.m.	19.271	39%	50.23
1028	19/08/15	10:05:00	p.m.	18.999	38%	47.88
1029	19/08/15	10:10:00	p.m.	19.233	38%	47.88
1030	19/08/15	10:15:00	p.m.	19.051	38%	47.88
1031	19/08/15	10:20:00	p.m.	19.252	39%	50.23
1032	19/08/15	10:25:00	p.m.	19.349	39%	50.23
1033	19/08/15	10:30:00	p.m.	19.408	39%	50.23
1034	19/08/15	10:35:00	p.m.	19.739	39%	50.23
1035	19/08/15	10:40:00	p.m.	18.921	38%	47.88
1036	19/08/15	10:45:00	p.m.	18.954	38%	47.88
1037	19/08/15	10:50:00	p.m.	18.75	38%	47.88
1038	19/08/15	10:55:00	p.m.	18.716	37%	45.56
1039	19/08/15	11:00:00	p.m.	18.694	37%	45.56
1040	19/08/15	11:05:00	p.m.	18.579	37%	45.56
1041	19/08/15	11:10:00	p.m.	18.627	37%	45.56
1042	19/08/15	11:15:00	p.m.	18.497	37%	45.56
1043	19/08/15	11:20:00	p.m.	18.5	37%	45.56
1044	19/08/15	11:25:00	p.m.	18.523	37%	45.56
1045	19/08/15	11:30:00	p.m.	18.482	37%	45.56
1046	19/08/15	11:35:00	p.m.	18.415	37%	45.56
1047	19/08/15	11:40:00	p.m.	18.742	37%	45.56
1048	19/08/15	11:45:00	p.m.	18.649	37%	45.56

N°	Fecha	Hora	am/pm	TIRANTE (CM) PUNTO P-6 COLECTOR N°4	TIRANTE (%)	Q (L/S) PUNTO P-6 COLECTOR N°4
1049	19/08/15	11:50:00	p.m.	18.478	37%	45.56
1050	19/08/15	11:55:00	p.m.	18.314	37%	45.56
1051	20/08/15	12:00:00	a.m.	18.314	37%	45.56
1052	20/08/15	12:05:00	a.m.	18.24	36%	43.29
1053	20/08/15	12:10:00	a.m.	18.113	36%	43.29
1054	20/08/15	12:15:00	a.m.	18.058	36%	43.29
1055	20/08/15	12:20:00	a.m.	17.976	36%	43.29
1056	20/08/15	12:25:00	a.m.	18.009	36%	43.29
1057	20/08/15	12:30:00	a.m.	17.976	36%	43.29
1058	20/08/15	12:35:00	a.m.	17.849	36%	43.29
1059	20/08/15	12:40:00	a.m.	17.812	36%	43.29
1060	20/08/15	12:45:00	a.m.	17.656	35%	41.06
1061	20/08/15	12:50:00	a.m.	17.652	35%	41.06
1062	20/08/15	12:55:00	a.m.	17.801	36%	43.29
1063	20/08/15	01:00:00	a.m.	17.622	35%	41.06
1064	20/08/15	01:05:00	a.m.	17.537	35%	41.06
1065	20/08/15	01:10:00	a.m.	17.358	35%	41.06
1066	20/08/15	01:15:00	a.m.	17.265	35%	41.06
1067	20/08/15	01:20:00	a.m.	17.124	34%	38.87
1068	20/08/15	01:25:00	a.m.	17.064	34%	38.87
1069	20/08/15	01:30:00	a.m.	17.012	34%	38.87
1070	20/08/15	01:35:00	a.m.	16.889	34%	38.87
1071	20/08/15	01:40:00	a.m.	16.982	34%	38.87
1072	20/08/15	01:45:00	a.m.	16.9	34%	38.87
1073	20/08/15	01:50:00	a.m.	16.819	34%	38.87
1074	20/08/15	01:55:00	a.m.	16.767	34%	38.87
1075	20/08/15	02:00:00	a.m.	16.778	34%	38.87
1076	20/08/15	02:05:00	a.m.	16.804	34%	38.87
1077	20/08/15	02:10:00	a.m.	16.826	34%	38.87
1078	20/08/15	02:15:00	a.m.	16.781	34%	38.87
1079	20/08/15	02:20:00	a.m.	16.837	34%	38.87
1080	20/08/15	02:25:00	a.m.	16.949	34%	38.87
1081	20/08/15	02:30:00	a.m.	17.068	34%	38.87
1082	20/08/15	02:35:00	a.m.	17.187	34%	38.87
1083	20/08/15	02:40:00	a.m.	17.31	35%	41.06
1084	20/08/15	02:45:00	a.m.	17.313	35%	41.06
1085	20/08/15	02:50:00	a.m.	17.377	35%	41.06
1086	20/08/15	02:55:00	a.m.	17.235	34%	38.87
1087	20/08/15	03:00:00	a.m.	17.414	35%	41.06
1088	20/08/15	03:05:00	a.m.	18.165	36%	43.29
1089	20/08/15	03:10:00	a.m.	18.311	37%	45.56
1090	20/08/15	03:15:00	a.m.	18.27	37%	45.56

N°	Fecha	Hora	am/pm	TIRANTE (CM) PUNTO P-6 COLECTOR N°4	TIRANTE (%)	Q (L/S) PUNTO P-6 COLECTOR N°4
1091	20/08/15	03:20:00	a.m.	18.314	37%	45.56
1092	20/08/15	03:25:00	a.m.	18.5	37%	45.56
1093	20/08/15	03:30:00	a.m.	18.43	37%	45.56
1094	20/08/15	03:35:00	a.m.	18.433	37%	45.56
1095	20/08/15	03:40:00	a.m.	18.504	37%	45.56
1096	20/08/15	03:45:00	a.m.	18.772	38%	47.88
1097	20/08/15	03:50:00	a.m.	18.765	38%	47.88
1098	20/08/15	03:55:00	a.m.	18.72	37%	45.56
1099	20/08/15	04:00:00	a.m.	18.668	37%	45.56
1100	20/08/15	04:05:00	a.m.	18.538	37%	45.56
1101	20/08/15	04:10:00	a.m.	18.549	37%	45.56
1102	20/08/15	04:15:00	a.m.	18.489	37%	45.56
1103	20/08/15	04:20:00	a.m.	18.493	37%	45.56
1104	20/08/15	04:25:00	a.m.	18.426	37%	45.56
1105	20/08/15	04:30:00	a.m.	18.259	37%	45.56
1106	20/08/15	04:35:00	a.m.	18.244	36%	43.29
1107	20/08/15	04:40:00	a.m.	18.203	36%	43.29
1108	20/08/15	04:45:00	a.m.	18.151	36%	43.29
1109	20/08/15	04:50:00	a.m.	18.08	36%	43.29
1110	20/08/15	04:55:00	a.m.	17.927	36%	43.29
1111	20/08/15	05:00:00	a.m.	17.846	36%	43.29
1112	20/08/15	05:05:00	a.m.	17.752	36%	43.29
1113	20/08/15	05:10:00	a.m.	17.682	35%	41.06
1114	20/08/15	05:15:00	a.m.	17.738	35%	41.06
1115	20/08/15	05:20:00	a.m.	17.704	35%	41.06
1116	20/08/15	05:25:00	a.m.	17.808	36%	43.29
1117	20/08/15	05:30:00	a.m.	18.061	36%	43.29
1118	20/08/15	05:35:00	a.m.	18.158	36%	43.29
1119	20/08/15	05:40:00	a.m.	18.225	36%	43.29
1120	20/08/15	05:45:00	a.m.	18.72	37%	45.56
1121	20/08/15	05:50:00	a.m.	18.943	38%	47.88
1122	20/08/15	05:55:00	a.m.	19.174	38%	47.88
1123	20/08/15	06:00:00	a.m.	19.438	39%	50.23
1124	20/08/15	06:05:00	a.m.	19.434	39%	50.23
1125	20/08/15	06:10:00	a.m.	16.223	32%	34.63
1126	20/08/15	06:15:00	a.m.	17.708	35%	41.06
1127	20/08/15	06:20:00	a.m.	19.107	38%	47.88
1128	20/08/15	06:25:00	a.m.	19.263	39%	50.23
1129	20/08/15	06:30:00	a.m.	19.803	40%	52.62
1130	20/08/15	06:35:00	a.m.	20.041	40%	52.62
1131	20/08/15	06:40:00	a.m.	18.854	38%	47.88
1132	20/08/15	06:45:00	a.m.	18.125	36%	43.29

N°	Fecha	Hora	am/pm	TIRANTE (CM) PUNTO P-6 COLECTOR N°4	TIRANTE (%)	Q (L/S) PUNTO P-6 COLECTOR N°4	
1133	20/08/15	06:50:00	a.m.	18.504	37%	45.56	
1134	20/08/15	06:55:00	a.m.	18.299	37%	45.56	
1135	20/08/15	07:00:00	a.m.	18.322	37%	45.56	
1136	20/08/15	07:05:00	a.m.	18.586	37%	45.56	
1137	20/08/15	07:10:00	a.m.	19.535	39%	50.23	
1138	20/08/15	07:15:00	a.m.	20.286	41%	55.04	
1139	20/08/15	07:20:00	a.m.	20.39	41%	55.04	
1140	20/08/15	07:25:00	a.m.	20.714	41%	55.04	
1141	20/08/15	07:30:00	a.m.	22.214	44%	62.50	
1142	20/08/15	07:35:00	a.m.	22.255	45%	65.04	
1143	20/08/15	07:40:00	a.m.	23.337	47%	70.19	
1144	20/08/15	07:45:00	a.m.	23.136	46%	67.60	
1145	20/08/15	07:50:00	a.m.	23.43	47%	70.19	
1146	20/08/15	07:55:00	a.m.	23.508	47%	70.19	
1147	20/08/15	08:00:00	a.m.	23.393	47%	70.19	
1148	20/08/15	08:05:00	a.m.	23.252	47%	70.19	
1149	20/08/15	08:10:00	a.m.	23.33	47%	70.19	
1150	20/08/15	08:15:00	a.m.	23.218	46%	67.60	
1151	20/08/15	08:20:00	a.m.	22.961	46%	67.60	
1152	20/08/15	08:25:00	a.m.	22.671	45%	65.04	
				Max	24.93	50%	78.07
				Prom	18.65	37%	46.95
				Min	13.47	27%	24.90

2.11 PUNTO P-10 COLECTOR PUENTE PIEDRA

N°	Fecha	Hora	am/pm	TIRANTE (CM) PUNTO P-10 COLEC. PTE. PIEDRA	TIRANTE (%)	Q (L/S) PUNTO P- 10 COLEC. PTE. PIEDRA
1	16/08/15	07:50:00	a.m.	26.008	43%	400.54
2	16/08/15	07:55:00	a.m.	26.0568	43%	400.54
3	16/08/15	08:00:00	a.m.	25.7784	42%	383.94
4	16/08/15	08:05:00	a.m.	26.1504	43%	400.54
5	16/08/15	08:10:00	a.m.	26.6064	44%	417.33
6	16/08/15	08:15:00	a.m.	27.5208	45%	434.30
7	16/08/15	08:20:00	a.m.	27.0924	44%	417.33
8	16/08/15	08:25:00	a.m.	27.018	44%	417.33
9	16/08/15	08:30:00	a.m.	27.4524	45%	434.30
10	16/08/15	08:35:00	a.m.	28.1076	46%	451.44
11	16/08/15	08:40:00	a.m.	27.9012	46%	451.44
12	16/08/15	08:45:00	a.m.	27.594	45%	434.30
13	16/08/15	08:50:00	a.m.	27.4668	45%	434.30

N°	Fecha	Hora	am/pm	TIRANTE (CM) PUNTO P-10 COLEC. PTE. PIEDRA	TIRANTE (%)	Q (L/S) PUNTO P- 10 COLEC. PTE. PIEDRA
14	16/08/15	08:55:00	a.m.	27.78	46%	451.44
15	16/08/15	09:00:00	a.m.	27.9324	46%	451.44
16	16/08/15	09:05:00	a.m.	28.8252	47%	468.72
17	16/08/15	09:10:00	a.m.	29.2548	48%	486.14
18	16/08/15	09:15:00	a.m.	29.7972	49%	503.68
19	16/08/15	09:20:00	a.m.	30.5964	50%	521.34
20	16/08/15	09:25:00	a.m.	31.284	51%	539.08
21	16/08/15	09:30:00	a.m.	31.6824	52%	556.91
22	16/08/15	09:35:00	a.m.	32.3124	53%	574.79
23	16/08/15	09:40:00	a.m.	32.736	54%	592.73
24	16/08/15	09:45:00	a.m.	32.5236	53%	574.79
25	16/08/15	09:50:00	a.m.	32.6604	54%	592.73
26	16/08/15	09:55:00	a.m.	32.7048	54%	592.73
27	16/08/15	10:00:00	a.m.	32.646	54%	592.73
28	16/08/15	10:05:00	a.m.	32.6484	54%	592.73
29	16/08/15	10:10:00	a.m.	32.4408	53%	574.79
30	16/08/15	10:15:00	a.m.	32.55	53%	574.79
31	16/08/15	10:20:00	a.m.	32.8584	54%	592.73
32	16/08/15	10:25:00	a.m.	33.3276	55%	610.70
33	16/08/15	10:30:00	a.m.	33.402	55%	610.70
34	16/08/15	10:35:00	a.m.	33.9024	56%	628.69
35	16/08/15	10:40:00	a.m.	34.194	56%	628.69
36	16/08/15	10:45:00	a.m.	34.4268	56%	628.69
37	16/08/15	10:50:00	a.m.	34.8792	57%	646.68
38	16/08/15	10:55:00	a.m.	34.5924	57%	646.68
39	16/08/15	11:00:00	a.m.	34.4928	57%	646.68
40	16/08/15	11:05:00	a.m.	34.6488	57%	646.68
41	16/08/15	11:10:00	a.m.	34.7136	57%	646.68
42	16/08/15	11:15:00	a.m.	34.6032	57%	646.68
43	16/08/15	11:20:00	a.m.	34.752	57%	646.68
44	16/08/15	11:25:00	a.m.	34.7844	57%	646.68
45	16/08/15	11:30:00	a.m.	34.9608	57%	646.68
46	16/08/15	11:35:00	a.m.	34.7796	57%	646.68
47	16/08/15	11:40:00	a.m.	34.86	57%	646.68
48	16/08/15	11:45:00	a.m.	34.9812	57%	646.68
49	16/08/15	11:50:00	a.m.	34.968	57%	646.68
50	16/08/15	11:55:00	a.m.	34.9452	57%	646.68
51	16/08/15	12:00:00	p.m.	35.1396	58%	664.66
52	16/08/15	12:05:00	p.m.	35.0388	57%	646.68
53	16/08/15	12:10:00	p.m.	35.2572	58%	664.66
54	16/08/15	12:15:00	p.m.	35.238	58%	664.66
55	16/08/15	12:20:00	p.m.	35.49	58%	664.66

N°	Fecha	Hora	am/pm	TIRANTE (CM) PUNTO P-10 COLEC. PTE. PIEDRA	TIRANTE (%)	Q (L/S) PUNTO P- 10 COLEC. PTE. PIEDRA
56	16/08/15	12:25:00	p.m.	35.664	58%	664.66
57	16/08/15	12:30:00	p.m.	35.598	58%	664.66
58	16/08/15	12:35:00	p.m.	35.7252	59%	682.61
59	16/08/15	12:40:00	p.m.	35.6556	58%	664.66
60	16/08/15	12:45:00	p.m.	35.952	59%	682.61
61	16/08/15	12:50:00	p.m.	35.5464	58%	664.66
62	16/08/15	12:55:00	p.m.	35.7156	59%	682.61
63	16/08/15	01:00:00	p.m.	35.6976	59%	682.61
64	16/08/15	01:05:00	p.m.	35.6988	59%	682.61
65	16/08/15	01:10:00	p.m.	35.7576	59%	682.61
66	16/08/15	01:15:00	p.m.	35.5044	58%	664.66
67	16/08/15	01:20:00	p.m.	35.9376	59%	682.61
68	16/08/15	01:25:00	p.m.	36.0348	59%	682.61
69	16/08/15	01:30:00	p.m.	35.9856	59%	682.61
70	16/08/15	01:35:00	p.m.	35.868	59%	682.61
71	16/08/15	01:40:00	p.m.	35.6892	59%	682.61
72	16/08/15	01:45:00	p.m.	35.4732	58%	664.66
73	16/08/15	01:50:00	p.m.	35.4696	58%	664.66
74	16/08/15	01:55:00	p.m.	35.6376	58%	664.66
75	16/08/15	02:00:00	p.m.	35.5932	58%	664.66
76	16/08/15	02:05:00	p.m.	35.4948	58%	664.66
77	16/08/15	02:10:00	p.m.	35.2476	58%	664.66
78	16/08/15	02:15:00	p.m.	35.3364	58%	664.66
79	16/08/15	02:20:00	p.m.	35.25	58%	664.66
80	16/08/15	02:25:00	p.m.	35.178	58%	664.66
81	16/08/15	02:30:00	p.m.	34.9932	57%	646.68
82	16/08/15	02:35:00	p.m.	34.95	57%	646.68
83	16/08/15	02:40:00	p.m.	35.1648	58%	664.66
84	16/08/15	02:45:00	p.m.	35.1576	58%	664.66
85	16/08/15	02:50:00	p.m.	35.0688	57%	646.68
86	16/08/15	02:55:00	p.m.	34.9488	57%	646.68
87	16/08/15	03:00:00	p.m.	35.0304	57%	646.68
88	16/08/15	03:05:00	p.m.	35.3808	58%	664.66
89	16/08/15	03:10:00	p.m.	35.4012	58%	664.66
90	16/08/15	03:15:00	p.m.	35.19	58%	664.66
91	16/08/15	03:20:00	p.m.	35.0892	58%	664.66
92	16/08/15	03:25:00	p.m.	34.8072	57%	646.68
93	16/08/15	03:30:00	p.m.	34.8564	57%	646.68
94	16/08/15	03:35:00	p.m.	35.07	57%	646.68
95	16/08/15	03:40:00	p.m.	35.0856	58%	664.66
96	16/08/15	03:45:00	p.m.	35.0688	57%	646.68
97	16/08/15	03:50:00	p.m.	35.4792	58%	664.66

N°	Fecha	Hora	am/pm	TIRANTE (CM) PUNTO P-10 COLEC. PTE. PIEDRA	TIRANTE (%)	Q (L/S) PUNTO P- 10 COLEC. PTE. PIEDRA
98	16/08/15	03:55:00	p.m.	35.5128	58%	664.66
99	16/08/15	04:00:00	p.m.	35.7516	59%	682.61
100	16/08/15	04:05:00	p.m.	35.9352	59%	682.61
101	16/08/15	04:10:00	p.m.	35.382	58%	664.66
102	16/08/15	04:15:00	p.m.	34.98	57%	646.68
103	16/08/15	04:20:00	p.m.	34.7112	57%	646.68
104	16/08/15	04:25:00	p.m.	34.59	57%	646.68
105	16/08/15	04:30:00	p.m.	34.9128	57%	646.68
106	16/08/15	04:35:00	p.m.	34.6824	57%	646.68
107	16/08/15	04:40:00	p.m.	34.8744	57%	646.68
108	16/08/15	04:45:00	p.m.	35.2572	58%	664.66
109	16/08/15	04:50:00	p.m.	35.3004	58%	664.66
110	16/08/15	04:55:00	p.m.	35.328	58%	664.66
111	16/08/15	05:00:00	p.m.	35.2008	58%	664.66
112	16/08/15	05:05:00	p.m.	34.9128	57%	646.68
113	16/08/15	05:10:00	p.m.	34.884	57%	646.68
114	16/08/15	05:15:00	p.m.	34.542	57%	646.68
115	16/08/15	05:20:00	p.m.	34.5084	57%	646.68
116	16/08/15	05:25:00	p.m.	33.6768	55%	610.70
117	16/08/15	05:30:00	p.m.	33.822	55%	610.70
118	16/08/15	05:35:00	p.m.	33.162	54%	592.73
119	16/08/15	05:40:00	p.m.	33.1164	54%	592.73
120	16/08/15	05:45:00	p.m.	32.7312	54%	592.73
121	16/08/15	05:50:00	p.m.	32.8752	54%	592.73
122	16/08/15	05:55:00	p.m.	33.3468	55%	610.70
123	16/08/15	06:00:00	p.m.	33.4416	55%	610.70
124	16/08/15	06:05:00	p.m.	33.6876	55%	610.70
125	16/08/15	06:10:00	p.m.	33.372	55%	610.70
126	16/08/15	06:15:00	p.m.	32.9124	54%	592.73
127	16/08/15	06:20:00	p.m.	32.8308	54%	592.73
128	16/08/15	06:25:00	p.m.	32.3532	53%	574.79
129	16/08/15	06:30:00	p.m.	32.172	53%	574.79
130	16/08/15	06:35:00	p.m.	32.2884	53%	574.79
131	16/08/15	06:40:00	p.m.	32.0772	53%	574.79
132	16/08/15	06:45:00	p.m.	31.6368	52%	556.91
133	16/08/15	06:50:00	p.m.	31.2048	51%	539.08
134	16/08/15	06:55:00	p.m.	30.5652	50%	521.34
135	16/08/15	07:00:00	p.m.	30.2004	50%	521.34
136	16/08/15	07:05:00	p.m.	30.3228	50%	521.34
137	16/08/15	07:10:00	p.m.	30.6192	50%	521.34
138	16/08/15	07:15:00	p.m.	30.3996	50%	521.34
139	16/08/15	07:20:00	p.m.	30.546	50%	521.34

N°	Fecha	Hora	am/pm	TIRANTE (CM) PUNTO P-10 COLEC. PTE. PIEDRA	TIRANTE (%)	Q (L/S) PUNTO P- 10 COLEC. PTE. PIEDRA
140	16/08/15	07:25:00	p.m.	30.7068	50%	521.34
141	16/08/15	07:30:00	p.m.	30.618	50%	521.34
142	16/08/15	07:35:00	p.m.	30.372	50%	521.34
143	16/08/15	07:40:00	p.m.	30.2076	50%	521.34
144	16/08/15	07:45:00	p.m.	29.7984	49%	503.68
145	16/08/15	07:50:00	p.m.	29.658	49%	503.68
146	16/08/15	07:55:00	p.m.	29.5488	48%	486.14
147	16/08/15	08:00:00	p.m.	29.6232	49%	503.68
148	16/08/15	08:05:00	p.m.	29.7312	49%	503.68
149	16/08/15	08:10:00	p.m.	29.2776	48%	486.14
150	16/08/15	08:15:00	p.m.	29.2812	48%	486.14
151	16/08/15	08:20:00	p.m.	29.118	48%	486.14
152	16/08/15	08:25:00	p.m.	28.998	48%	486.14
153	16/08/15	08:30:00	p.m.	28.8384	47%	468.72
154	16/08/15	08:35:00	p.m.	29.022	48%	486.14
155	16/08/15	08:40:00	p.m.	28.908	47%	468.72
156	16/08/15	08:45:00	p.m.	28.6764	47%	468.72
157	16/08/15	08:50:00	p.m.	27.9768	46%	451.44
158	16/08/15	08:55:00	p.m.	27.9876	46%	451.44
159	16/08/15	09:00:00	p.m.	28.3764	47%	468.72
160	16/08/15	09:05:00	p.m.	28.53	47%	468.72
161	16/08/15	09:10:00	p.m.	28.41	47%	468.72
162	16/08/15	09:15:00	p.m.	27.84	46%	451.44
163	16/08/15	09:20:00	p.m.	27.7656	46%	451.44
164	16/08/15	09:25:00	p.m.	28.1196	46%	451.44
165	16/08/15	09:30:00	p.m.	28.2276	46%	451.44
166	16/08/15	09:35:00	p.m.	27.8964	46%	451.44
167	16/08/15	09:40:00	p.m.	27.2772	45%	434.30
168	16/08/15	09:45:00	p.m.	27.2928	45%	434.30
169	16/08/15	09:50:00	p.m.	27.4776	45%	434.30
170	16/08/15	09:55:00	p.m.	27.0696	44%	417.33
171	16/08/15	10:00:00	p.m.	27.354	45%	434.30
172	16/08/15	10:05:00	p.m.	26.4912	43%	400.54
173	16/08/15	10:10:00	p.m.	25.6716	42%	383.94
174	16/08/15	10:15:00	p.m.	23.508	39%	335.42
175	16/08/15	10:20:00	p.m.	22.6548	37%	304.26
176	16/08/15	10:25:00	p.m.	23.022	38%	319.71
177	16/08/15	10:30:00	p.m.	24.5316	40%	351.37
178	16/08/15	10:35:00	p.m.	24.5748	40%	351.37
179	16/08/15	10:40:00	p.m.	23.4696	38%	319.71
180	16/08/15	10:45:00	p.m.	24.894	41%	367.55
181	16/08/15	10:50:00	p.m.	25.6572	42%	383.94

N°	Fecha	Hora	am/pm	TIRANTE (CM) PUNTO P-10 COLEC. PTE. PIEDRA	TIRANTE (%)	Q (L/S) PUNTO P- 10 COLEC. PTE. PIEDRA
182	16/08/15	10:55:00	p.m.	26.64	44%	417.33
183	16/08/15	11:00:00	p.m.	26.7528	44%	417.33
184	16/08/15	11:05:00	p.m.	25.9656	43%	400.54
185	16/08/15	11:10:00	p.m.	25.5516	42%	383.94
186	16/08/15	11:15:00	p.m.	24.3384	40%	351.37
187	16/08/15	11:20:00	p.m.	23.142	38%	319.71
188	16/08/15	11:25:00	p.m.	22.7232	37%	304.26
189	16/08/15	11:30:00	p.m.	22.9596	38%	319.71
190	16/08/15	11:35:00	p.m.	21.9648	36%	289.07
191	16/08/15	11:40:00	p.m.	21.762	36%	289.07
192	16/08/15	11:45:00	p.m.	21.3864	35%	274.16
193	16/08/15	11:50:00	p.m.	20.772	34%	259.54
194	16/08/15	11:55:00	p.m.	20.0688	33%	245.22
195	17/08/15	12:00:00	a.m.	19.7472	32%	231.22
196	17/08/15	12:05:00	a.m.	19.5684	32%	231.22
197	17/08/15	12:10:00	a.m.	19.6068	32%	231.22
198	17/08/15	12:15:00	a.m.	19.7484	32%	231.22
199	17/08/15	12:20:00	a.m.	19.6116	32%	231.22
200	17/08/15	12:25:00	a.m.	19.5768	32%	231.22
201	17/08/15	12:30:00	a.m.	19.8132	32%	231.22
202	17/08/15	12:35:00	a.m.	19.8216	32%	231.22
203	17/08/15	12:40:00	a.m.	19.8864	33%	245.22
204	17/08/15	12:45:00	a.m.	19.7184	32%	231.22
205	17/08/15	12:50:00	a.m.	19.296	32%	231.22
206	17/08/15	12:55:00	a.m.	18.6348	31%	217.54
207	17/08/15	01:00:00	a.m.	18.24	30%	204.19
208	17/08/15	01:05:00	a.m.	17.9544	29%	191.18
209	17/08/15	01:10:00	a.m.	17.9316	29%	191.18
210	17/08/15	01:15:00	a.m.	17.9736	29%	191.18
211	17/08/15	01:20:00	a.m.	18.2028	30%	204.19
212	17/08/15	01:25:00	a.m.	17.9424	29%	191.18
213	17/08/15	01:30:00	a.m.	17.7024	29%	191.18
214	17/08/15	01:35:00	a.m.	18	30%	204.19
215	17/08/15	01:40:00	a.m.	17.8032	29%	191.18
216	17/08/15	01:45:00	a.m.	17.8452	29%	191.18
217	17/08/15	01:50:00	a.m.	17.8548	29%	191.18
218	17/08/15	01:55:00	a.m.	17.5272	29%	191.18
219	17/08/15	02:00:00	a.m.	17.2476	28%	178.54
220	17/08/15	02:05:00	a.m.	17.0028	28%	178.54
221	17/08/15	02:10:00	a.m.	16.7532	27%	166.26
222	17/08/15	02:15:00	a.m.	16.6896	27%	166.26
223	17/08/15	02:20:00	a.m.	16.3032	27%	166.26

N°	Fecha	Hora	am/pm	TIRANTE (CM) PUNTO P-10 COLEC. PTE. PIEDRA	TIRANTE (%)	Q (L/S) PUNTO P- 10 COLEC. PTE. PIEDRA
224	17/08/15	02:25:00	a.m.	16.5588	27%	166.26
225	17/08/15	02:30:00	a.m.	16.116	26%	154.35
226	17/08/15	02:35:00	a.m.	15.5364	25%	142.83
227	17/08/15	02:40:00	a.m.	15.858	26%	154.35
228	17/08/15	02:45:00	a.m.	15.6108	26%	154.35
229	17/08/15	02:50:00	a.m.	15.5748	26%	154.35
230	17/08/15	02:55:00	a.m.	15.5136	25%	142.83
231	17/08/15	03:00:00	a.m.	15.4644	25%	142.83
232	17/08/15	03:05:00	a.m.	15.5196	25%	142.83
233	17/08/15	03:10:00	a.m.	15.0144	25%	142.83
234	17/08/15	03:15:00	a.m.	14.8464	24%	131.70
235	17/08/15	03:20:00	a.m.	14.4372	24%	131.70
236	17/08/15	03:25:00	a.m.	15.4032	25%	142.83
237	17/08/15	03:30:00	a.m.	16.2072	27%	166.26
238	17/08/15	03:35:00	a.m.	15.9948	26%	154.35
239	17/08/15	03:40:00	a.m.	15.564	26%	154.35
240	17/08/15	03:45:00	a.m.	15.6108	26%	154.35
241	17/08/15	03:50:00	a.m.	15.1608	25%	142.83
242	17/08/15	03:55:00	a.m.	14.7996	24%	131.70
243	17/08/15	04:00:00	a.m.	14.454	24%	131.70
244	17/08/15	04:05:00	a.m.	14.1672	23%	120.98
245	17/08/15	04:10:00	a.m.	14.1636	23%	120.98
246	17/08/15	04:15:00	a.m.	15.3012	25%	142.83
247	17/08/15	04:20:00	a.m.	15.0036	25%	142.83
248	17/08/15	04:25:00	a.m.	14.5968	24%	131.70
249	17/08/15	04:30:00	a.m.	15.5964	26%	154.35
250	17/08/15	04:35:00	a.m.	16.0128	26%	154.35
251	17/08/15	04:40:00	a.m.	15.2424	25%	142.83
252	17/08/15	04:45:00	a.m.	15.3972	25%	142.83
253	17/08/15	04:50:00	a.m.	15.906	26%	154.35
254	17/08/15	04:55:00	a.m.	14.7528	24%	131.70
255	17/08/15	05:00:00	a.m.	14.0364	23%	120.98
256	17/08/15	05:05:00	a.m.	13.9524	23%	120.98
257	17/08/15	05:10:00	a.m.	14.28	23%	120.98
258	17/08/15	05:15:00	a.m.	13.914	23%	120.98
259	17/08/15	05:20:00	a.m.	14.0148	23%	120.98
260	17/08/15	05:25:00	a.m.	13.7196	22%	110.66
261	17/08/15	05:30:00	a.m.	13.9272	23%	120.98
262	17/08/15	05:35:00	a.m.	13.5528	22%	110.66
263	17/08/15	05:40:00	a.m.	14.0628	23%	120.98
264	17/08/15	05:45:00	a.m.	13.7712	23%	120.98
265	17/08/15	05:50:00	a.m.	13.8672	23%	120.98

N°	Fecha	Hora	am/pm	TIRANTE (CM) PUNTO P-10 COLEC. PTE. PIEDRA	TIRANTE (%)	Q (L/S) PUNTO P- 10 COLEC. PTE. PIEDRA
266	17/08/15	05:55:00	a.m.	14.0376	23%	120.98
267	17/08/15	06:00:00	a.m.	13.7856	23%	120.98
268	17/08/15	06:05:00	a.m.	13.626	22%	110.66
269	17/08/15	06:10:00	a.m.	13.7484	23%	120.98
270	17/08/15	06:15:00	a.m.	13.7388	23%	120.98
271	17/08/15	06:20:00	a.m.	13.9188	23%	120.98
272	17/08/15	06:25:00	a.m.	13.89	23%	120.98
273	17/08/15	06:30:00	a.m.	14.1468	23%	120.98
274	17/08/15	06:35:00	a.m.	15.0072	25%	142.83
275	17/08/15	06:40:00	a.m.	15.4068	25%	142.83
276	17/08/15	06:45:00	a.m.	16.4376	27%	166.26
277	17/08/15	06:50:00	a.m.	17.6448	29%	191.18
278	17/08/15	06:55:00	a.m.	18.8652	31%	217.54
279	17/08/15	07:00:00	a.m.	19.1328	31%	217.54
280	17/08/15	07:05:00	a.m.	19.278	32%	231.22
281	17/08/15	07:10:00	a.m.	20.1192	33%	245.22
282	17/08/15	07:15:00	a.m.	22.1556	36%	289.07
283	17/08/15	07:20:00	a.m.	24.18	40%	351.37
284	17/08/15	07:25:00	a.m.	24.786	41%	367.55
285	17/08/15	07:30:00	a.m.	25.8	42%	383.94
286	17/08/15	07:35:00	a.m.	27.5364	45%	434.30
287	17/08/15	07:40:00	a.m.	27.8784	46%	451.44
288	17/08/15	07:45:00	a.m.	27.4188	45%	434.30
289	17/08/15	07:50:00	a.m.	28.1208	46%	451.44
290	17/08/15	07:55:00	a.m.	28.9488	47%	468.72
291	17/08/15	08:05:00	a.m.	29.8068	49%	503.68
292	17/08/15	08:10:00	a.m.	30.3444	50%	521.34
293	17/08/15	08:15:00	a.m.	31.1616	51%	539.08
294	17/08/15	08:20:00	a.m.	31.5192	52%	556.91
295	17/08/15	08:25:00	a.m.	31.794	52%	556.91
296	17/08/15	08:30:00	a.m.	33.0156	54%	592.73
297	17/08/15	08:35:00	a.m.	34.1832	56%	628.69
298	17/08/15	08:40:00	a.m.	34.3584	56%	628.69
299	17/08/15	08:45:00	a.m.	34.098	56%	628.69
300	17/08/15	08:50:00	a.m.	34.3752	56%	628.69
301	17/08/15	08:55:00	a.m.	34.6176	57%	646.68
302	17/08/15	09:00:00	a.m.	35.1096	58%	664.66
303	17/08/15	09:05:00	a.m.	35.136	58%	664.66
304	17/08/15	09:10:00	a.m.	34.7856	57%	646.68
305	17/08/15	09:15:00	a.m.	34.7616	57%	646.68
306	17/08/15	09:20:00	a.m.	34.1304	56%	628.69
307	17/08/15	09:25:00	a.m.	33.3744	55%	610.70

N°	Fecha	Hora	am/pm	TIRANTE (CM) PUNTO P-10 COLEC. PTE. PIEDRA	TIRANTE (%)	Q (L/S) PUNTO P- 10 COLEC. PTE. PIEDRA
308	17/08/15	09:30:00	a.m.	32.85	54%	592.73
309	17/08/15	09:35:00	a.m.	32.178	53%	574.79
310	17/08/15	09:40:00	a.m.	31.7952	52%	556.91
311	17/08/15	09:45:00	a.m.	32.1084	53%	574.79
312	17/08/15	09:50:00	a.m.	32.25	53%	574.79
313	17/08/15	09:55:00	a.m.	32.8056	54%	592.73
314	17/08/15	10:00:00	a.m.	32.6508	54%	592.73
315	17/08/15	10:05:00	a.m.	33.3912	55%	610.70
316	17/08/15	10:10:00	a.m.	33.6672	55%	610.70
317	17/08/15	10:15:00	a.m.	34.2048	56%	628.69
318	17/08/15	10:20:00	a.m.	34.188	56%	628.69
319	17/08/15	10:25:00	a.m.	34.6392	57%	646.68
320	17/08/15	10:30:00	a.m.	34.17	56%	628.69
321	17/08/15	10:35:00	a.m.	34.0548	56%	628.69
322	17/08/15	10:40:00	a.m.	33.9072	56%	628.69
323	17/08/15	10:45:00	a.m.	34.1412	56%	628.69
324	17/08/15	10:50:00	a.m.	33.8088	55%	610.70
325	17/08/15	10:55:00	a.m.	33.0852	54%	592.73
326	17/08/15	11:00:00	a.m.	32.568	53%	574.79
327	17/08/15	11:05:00	a.m.	32.43	53%	574.79
328	17/08/15	11:10:00	a.m.	32.928	54%	592.73
329	17/08/15	11:15:00	a.m.	33.2664	55%	610.70
330	17/08/15	11:20:00	a.m.	33.8712	56%	628.69
331	17/08/15	11:25:00	a.m.	34.902	57%	646.68
332	17/08/15	11:30:00	a.m.	35.9652	59%	682.61
333	17/08/15	11:35:00	a.m.	35.7324	59%	682.61
334	17/08/15	11:40:00	a.m.	35.6616	58%	664.66
335	17/08/15	11:45:00	a.m.	35.6784	58%	664.66
336	17/08/15	11:50:00	a.m.	35.8524	59%	682.61
337	17/08/15	11:55:00	a.m.	35.598	58%	664.66
338	17/08/15	12:00:00	p.m.	35.3172	58%	664.66
339	17/08/15	12:05:00	p.m.	35.1444	58%	664.66
340	17/08/15	12:10:00	p.m.	35.3196	58%	664.66
341	17/08/15	12:15:00	p.m.	35.3376	58%	664.66
342	17/08/15	12:20:00	p.m.	35.6436	58%	664.66
343	17/08/15	12:25:00	p.m.	35.6604	58%	664.66
344	17/08/15	12:30:00	p.m.	35.7384	59%	682.61
345	17/08/15	12:35:00	p.m.	35.7048	59%	682.61
346	17/08/15	12:40:00	p.m.	35.2248	58%	664.66
347	17/08/15	12:45:00	p.m.	35.4228	58%	664.66
348	17/08/15	12:50:00	p.m.	35.238	58%	664.66
349	17/08/15	12:55:00	p.m.	35.256	58%	664.66

N°	Fecha	Hora	am/pm	TIRANTE (CM) PUNTO P-10 COLEC. PTE. PIEDRA	TIRANTE (%)	Q (L/S) PUNTO P- 10 COLEC. PTE. PIEDRA
350	17/08/15	01:00:00	p.m.	35.5668	58%	664.66
351	17/08/15	01:05:00	p.m.	36.3204	60%	700.51
352	17/08/15	01:10:00	p.m.	36.5652	60%	700.51
353	17/08/15	01:15:00	p.m.	36.18	59%	682.61
354	17/08/15	01:20:00	p.m.	35.6244	58%	664.66
355	17/08/15	01:25:00	p.m.	35.3496	58%	664.66
356	17/08/15	01:30:00	p.m.	35.3652	58%	664.66
357	17/08/15	01:35:00	p.m.	35.3004	58%	664.66
358	17/08/15	01:40:00	p.m.	35.5188	58%	664.66
359	17/08/15	01:45:00	p.m.	35.5968	58%	664.66
360	17/08/15	01:50:00	p.m.	35.1888	58%	664.66
361	17/08/15	01:55:00	p.m.	34.9932	57%	646.68
362	17/08/15	02:00:00	p.m.	34.7052	57%	646.68
363	17/08/15	02:05:00	p.m.	34.776	57%	646.68
364	17/08/15	02:10:00	p.m.	35.5692	58%	664.66
365	17/08/15	02:15:00	p.m.	36.3336	60%	700.51
366	17/08/15	02:20:00	p.m.	35.7444	59%	682.61
367	17/08/15	02:25:00	p.m.	34.9344	57%	646.68
368	17/08/15	02:30:00	p.m.	35.1672	58%	664.66
369	17/08/15	02:35:00	p.m.	35.7804	59%	682.61
370	17/08/15	02:40:00	p.m.	36.414	60%	700.51
371	17/08/15	02:45:00	p.m.	36.8556	60%	700.51
372	17/08/15	02:50:00	p.m.	36.3264	60%	700.51
373	17/08/15	02:55:00	p.m.	36.528	60%	700.51
374	17/08/15	03:00:00	p.m.	35.7264	59%	682.61
375	17/08/15	03:05:00	p.m.	35.2272	58%	664.66
376	17/08/15	03:10:00	p.m.	35.0904	58%	664.66
377	17/08/15	03:15:00	p.m.	34.8792	57%	646.68
378	17/08/15	03:20:00	p.m.	34.2252	56%	628.69
379	17/08/15	03:25:00	p.m.	34.5168	57%	646.68
380	17/08/15	03:30:00	p.m.	34.5372	57%	646.68
381	17/08/15	03:35:00	p.m.	34.686	57%	646.68
382	17/08/15	03:40:00	p.m.	34.8156	57%	646.68
383	17/08/15	03:45:00	p.m.	34.8996	57%	646.68
384	17/08/15	03:50:00	p.m.	34.8576	57%	646.68
385	17/08/15	03:55:00	p.m.	35.1588	58%	664.66
386	17/08/15	04:00:00	p.m.	35.2368	58%	664.66
387	17/08/15	04:05:00	p.m.	35.9676	59%	682.61
388	17/08/15	04:10:00	p.m.	36.5004	60%	700.51
389	17/08/15	04:15:00	p.m.	36.4344	60%	700.51
390	17/08/15	04:20:00	p.m.	36.4956	60%	700.51
391	17/08/15	04:25:00	p.m.	36.3984	60%	700.51

N°	Fecha	Hora	am/pm	TIRANTE (CM) PUNTO P-10 COLEC. PTE. PIEDRA	TIRANTE (%)	Q (L/S) PUNTO P- 10 COLEC. PTE. PIEDRA
392	17/08/15	04:30:00	p.m.	36.6948	60%	700.51
393	17/08/15	04:35:00	p.m.	36.7596	60%	700.51
394	17/08/15	04:40:00	p.m.	36.8124	60%	700.51
395	17/08/15	04:45:00	p.m.	36.9108	61%	718.34
396	17/08/15	04:50:00	p.m.	37.128	61%	718.34
397	17/08/15	04:55:00	p.m.	37.866	62%	736.10
398	17/08/15	05:00:00	p.m.	37.4232	61%	718.34
399	17/08/15	05:05:00	p.m.	36.612	60%	700.51
400	17/08/15	05:10:00	p.m.	35.7684	59%	682.61
401	17/08/15	05:15:00	p.m.	35.2656	58%	664.66
402	17/08/15	05:20:00	p.m.	34.782	57%	646.68
403	17/08/15	05:25:00	p.m.	34.4064	56%	628.69
404	17/08/15	05:30:00	p.m.	34.2	56%	628.69
405	17/08/15	05:35:00	p.m.	34.3044	56%	628.69
406	17/08/15	05:40:00	p.m.	33.8364	55%	610.70
407	17/08/15	05:45:00	p.m.	33.2472	55%	610.70
408	17/08/15	05:50:00	p.m.	32.34	53%	574.79
409	17/08/15	05:55:00	p.m.	32.0712	53%	574.79
410	17/08/15	06:00:00	p.m.	32.1624	53%	574.79
411	17/08/15	06:05:00	p.m.	32.0868	53%	574.79
412	17/08/15	06:10:00	p.m.	32.0628	53%	574.79
413	17/08/15	06:15:00	p.m.	32.526	53%	574.79
414	17/08/15	06:20:00	p.m.	33.0204	54%	592.73
415	17/08/15	06:25:00	p.m.	33.012	54%	592.73
416	17/08/15	06:30:00	p.m.	32.6832	54%	592.73
417	17/08/15	06:35:00	p.m.	33.0912	54%	592.73
418	17/08/15	06:40:00	p.m.	33.5892	55%	610.70
419	17/08/15	06:45:00	p.m.	34.326	56%	628.69
420	17/08/15	06:50:00	p.m.	34.4076	56%	628.69
421	17/08/15	06:55:00	p.m.	33.5904	55%	610.70
422	17/08/15	07:00:00	p.m.	32.7792	54%	592.73
423	17/08/15	07:05:00	p.m.	32.4672	53%	574.79
424	17/08/15	07:10:00	p.m.	31.7388	52%	556.91
425	17/08/15	07:15:00	p.m.	31.11	51%	539.08
426	17/08/15	07:20:00	p.m.	30.786	50%	521.34
427	17/08/15	07:25:00	p.m.	31.2612	51%	539.08
428	17/08/15	07:30:00	p.m.	31.5384	52%	556.91
429	17/08/15	07:35:00	p.m.	31.0212	51%	539.08
430	17/08/15	07:40:00	p.m.	30.7332	50%	521.34
431	17/08/15	07:45:00	p.m.	30.9048	51%	539.08
432	17/08/15	07:50:00	p.m.	30.3552	50%	521.34
433	17/08/15	07:55:00	p.m.	29.5452	48%	486.14

N°	Fecha	Hora	am/pm	TIRANTE (CM) PUNTO P-10 COLEC. PTE. PIEDRA	TIRANTE (%)	Q (L/S) PUNTO P- 10 COLEC. PTE. PIEDRA
434	17/08/15	08:00:00	p.m.	29.3952	48%	486.14
435	17/08/15	08:05:00	p.m.	29.3076	48%	486.14
436	17/08/15	08:10:00	p.m.	29.106	48%	486.14
437	17/08/15	08:15:00	p.m.	29.214	48%	486.14
438	17/08/15	08:20:00	p.m.	29.1216	48%	486.14
439	17/08/15	08:25:00	p.m.	28.6728	47%	468.72
440	17/08/15	08:30:00	p.m.	28.4784	47%	468.72
441	17/08/15	08:35:00	p.m.	29.1492	48%	486.14
442	17/08/15	08:40:00	p.m.	30.1044	49%	503.68
443	17/08/15	08:45:00	p.m.	29.4036	48%	486.14
444	17/08/15	08:50:00	p.m.	28.7328	47%	468.72
445	17/08/15	08:55:00	p.m.	27.9924	46%	451.44
446	17/08/15	09:00:00	p.m.	27.4068	45%	434.30
447	17/08/15	09:05:00	p.m.	27.318	45%	434.30
448	17/08/15	09:10:00	p.m.	28.4316	47%	468.72
449	17/08/15	09:15:00	p.m.	29.2044	48%	486.14
450	17/08/15	09:20:00	p.m.	28.6488	47%	468.72
451	17/08/15	09:25:00	p.m.	27.432	45%	434.30
452	17/08/15	09:30:00	p.m.	26.268	43%	400.54
453	17/08/15	09:35:00	p.m.	26.2344	43%	400.54
454	17/08/15	09:40:00	p.m.	26.124	43%	400.54
455	17/08/15	09:45:00	p.m.	25.6764	42%	383.94
456	17/08/15	09:50:00	p.m.	25.8912	42%	383.94
457	17/08/15	09:55:00	p.m.	25.5804	42%	383.94
458	17/08/15	10:00:00	p.m.	25.758	42%	383.94
459	17/08/15	10:05:00	p.m.	26.1384	43%	400.54
460	17/08/15	10:10:00	p.m.	25.7988	42%	383.94
461	17/08/15	10:15:00	p.m.	25.1376	41%	367.55
462	17/08/15	10:20:00	p.m.	24.7524	41%	367.55
463	17/08/15	10:25:00	p.m.	23.1012	38%	319.71
464	17/08/15	10:30:00	p.m.	23.268	38%	319.71
465	17/08/15	10:35:00	p.m.	23.634	39%	335.42
466	17/08/15	10:40:00	p.m.	23.1708	38%	319.71
467	17/08/15	10:45:00	p.m.	23.184	38%	319.71
468	17/08/15	10:50:00	p.m.	23.0388	38%	319.71
469	17/08/15	10:55:00	p.m.	22.836	37%	304.26
470	17/08/15	11:00:00	p.m.	22.5396	37%	304.26
471	17/08/15	11:05:00	p.m.	23.4492	38%	319.71
472	17/08/15	11:10:00	p.m.	22.9668	38%	319.71
473	17/08/15	11:15:00	p.m.	23.16	38%	319.71
474	17/08/15	11:20:00	p.m.	23.3076	38%	319.71
475	17/08/15	11:25:00	p.m.	23.1996	38%	319.71

N°	Fecha	Hora	am/pm	TIRANTE (CM) PUNTO P-10 COLEC. PTE. PIEDRA	TIRANTE (%)	Q (L/S) PUNTO P- 10 COLEC. PTE. PIEDRA
476	17/08/15	11:30:00	p.m.	23.1624	38%	319.71
477	17/08/15	11:35:00	p.m.	23.0664	38%	319.71
478	17/08/15	11:40:00	p.m.	22.8504	37%	304.26
479	17/08/15	11:45:00	p.m.	23.2512	38%	319.71
480	17/08/15	11:50:00	p.m.	23.112	38%	319.71
481	17/08/15	11:55:00	p.m.	23.1972	38%	319.71
482	18/08/15	12:00:00	a.m.	23.2056	38%	319.71
483	18/08/15	12:05:00	a.m.	22.92	38%	319.71
484	18/08/15	12:10:00	a.m.	22.8708	37%	304.26
485	18/08/15	12:15:00	a.m.	21.8604	36%	289.07
486	18/08/15	12:20:00	a.m.	21.0936	35%	274.16
487	18/08/15	12:25:00	a.m.	20.802	34%	259.54
488	18/08/15	12:30:00	a.m.	21.0876	35%	274.16
489	18/08/15	12:35:00	a.m.	21.8892	36%	289.07
490	18/08/15	12:40:00	a.m.	21.2412	35%	274.16
491	18/08/15	12:45:00	a.m.	20.4948	34%	259.54
492	18/08/15	12:50:00	a.m.	20.1072	33%	245.22
493	18/08/15	12:55:00	a.m.	19.998	33%	245.22
494	18/08/15	01:00:00	a.m.	19.95	33%	245.22
495	18/08/15	01:05:00	a.m.	19.794	32%	231.22
496	18/08/15	01:10:00	a.m.	19.6752	32%	231.22
497	18/08/15	01:15:00	a.m.	19.7544	32%	231.22
498	18/08/15	01:20:00	a.m.	19.7184	32%	231.22
499	18/08/15	01:25:00	a.m.	20.2668	33%	245.22
500	18/08/15	01:30:00	a.m.	20.4576	34%	259.54
501	18/08/15	01:35:00	a.m.	20.4216	33%	245.22
502	18/08/15	01:40:00	a.m.	19.8588	33%	245.22
503	18/08/15	01:45:00	a.m.	19.2912	32%	231.22
504	18/08/15	01:50:00	a.m.	19.3596	32%	231.22
505	18/08/15	01:55:00	a.m.	19.2624	32%	231.22
506	18/08/15	02:00:00	a.m.	19.1568	31%	217.54
507	18/08/15	02:05:00	a.m.	19.6308	32%	231.22
508	18/08/15	02:10:00	a.m.	19.7568	32%	231.22
509	18/08/15	02:15:00	a.m.	19.7892	32%	231.22
510	18/08/15	02:20:00	a.m.	19.6236	32%	231.22
511	18/08/15	02:25:00	a.m.	18.678	31%	217.54
512	18/08/15	02:30:00	a.m.	18.2556	30%	204.19
513	18/08/15	02:35:00	a.m.	17.9088	29%	191.18
514	18/08/15	02:40:00	a.m.	17.8644	29%	191.18
515	18/08/15	02:45:00	a.m.	18.0024	30%	204.19
516	18/08/15	02:50:00	a.m.	17.9124	29%	191.18
517	18/08/15	02:55:00	a.m.	17.9952	30%	204.19

N°	Fecha	Hora	am/pm	TIRANTE (CM) PUNTO P-10 COLEC. PTE. PIEDRA	TIRANTE (%)	Q (L/S) PUNTO P- 10 COLEC. PTE. PIEDRA
518	18/08/15	03:00:00	a.m.	18.168	30%	204.19
519	18/08/15	03:05:00	a.m.	17.8992	29%	191.18
520	18/08/15	03:10:00	a.m.	18.0012	30%	204.19
521	18/08/15	03:15:00	a.m.	17.6724	29%	191.18
522	18/08/15	03:20:00	a.m.	17.5524	29%	191.18
523	18/08/15	03:25:00	a.m.	17.3916	29%	191.18
524	18/08/15	03:30:00	a.m.	16.722	27%	166.26
525	18/08/15	03:35:00	a.m.	17.172	28%	178.54
526	18/08/15	03:40:00	a.m.	17.2296	28%	178.54
527	18/08/15	03:45:00	a.m.	17.436	29%	191.18
528	18/08/15	03:50:00	a.m.	17.7744	29%	191.18
529	18/08/15	03:55:00	a.m.	17.568	29%	191.18
530	18/08/15	04:00:00	a.m.	17.5716	29%	191.18
531	18/08/15	04:05:00	a.m.	18.0312	30%	204.19
532	18/08/15	04:10:00	a.m.	18.048	30%	204.19
533	18/08/15	04:15:00	a.m.	18.0564	30%	204.19
534	18/08/15	04:20:00	a.m.	17.8896	29%	191.18
535	18/08/15	04:25:00	a.m.	17.4696	29%	191.18
536	18/08/15	04:30:00	a.m.	17.7528	29%	191.18
537	18/08/15	04:35:00	a.m.	17.6088	29%	191.18
538	18/08/15	04:40:00	a.m.	17.7252	29%	191.18
539	18/08/15	04:45:00	a.m.	17.7648	29%	191.18
540	18/08/15	04:50:00	a.m.	17.574	29%	191.18
541	18/08/15	04:55:00	a.m.	16.9116	28%	178.54
542	18/08/15	05:00:00	a.m.	16.3284	27%	166.26
543	18/08/15	05:05:00	a.m.	15.8052	26%	154.35
544	18/08/15	05:10:00	a.m.	15.7608	26%	154.35
545	18/08/15	05:15:00	a.m.	16.2072	27%	166.26
546	18/08/15	05:20:00	a.m.	15.654	26%	154.35
547	18/08/15	05:25:00	a.m.	15.8676	26%	154.35
548	18/08/15	05:30:00	a.m.	15.6492	26%	154.35
549	18/08/15	05:35:00	a.m.	15.7596	26%	154.35
550	18/08/15	05:40:00	a.m.	15.7728	26%	154.35
551	18/08/15	05:45:00	a.m.	15.54	25%	142.83
552	18/08/15	05:50:00	a.m.	15.1668	25%	142.83
553	18/08/15	05:55:00	a.m.	14.7804	24%	131.70
554	18/08/15	06:00:00	a.m.	14.7348	24%	131.70
555	18/08/15	06:05:00	a.m.	14.3556	24%	131.70
556	18/08/15	06:10:00	a.m.	15.0684	25%	142.83
557	18/08/15	06:15:00	a.m.	15.7416	26%	154.35
558	18/08/15	06:20:00	a.m.	15.9084	26%	154.35
559	18/08/15	06:25:00	a.m.	16.014	26%	154.35

N°	Fecha	Hora	am/pm	TIRANTE (CM) PUNTO P-10 COLEC. PTE. PIEDRA	TIRANTE (%)	Q (L/S) PUNTO P- 10 COLEC. PTE. PIEDRA
560	18/08/15	06:30:00	a.m.	16.8672	28%	178.54
561	18/08/15	06:35:00	a.m.	16.9032	28%	178.54
562	18/08/15	06:40:00	a.m.	17.2104	28%	178.54
563	18/08/15	06:45:00	a.m.	17.4636	29%	191.18
564	18/08/15	06:50:00	a.m.	17.7324	29%	191.18
565	18/08/15	06:55:00	a.m.	19.3116	32%	231.22
566	18/08/15	07:00:00	a.m.	20.9544	34%	259.54
567	18/08/15	07:05:00	a.m.	22.266	37%	304.26
568	18/08/15	07:10:00	a.m.	23.322	38%	319.71
569	18/08/15	07:15:00	a.m.	24.294	40%	351.37
570	18/08/15	07:20:00	a.m.	26.3856	43%	400.54
571	18/08/15	07:25:00	a.m.	27.1284	44%	417.33
572	18/08/15	07:30:00	a.m.	27.438	45%	434.30
573	18/08/15	07:35:00	a.m.	28.2444	46%	451.44
574	18/08/15	07:40:00	a.m.	28.692	47%	468.72
575	18/08/15	07:45:00	a.m.	28.9488	47%	468.72
576	18/08/15	07:50:00	a.m.	30.576	50%	521.34
577	18/08/15	07:55:00	a.m.	30.1224	49%	503.68
578	18/08/15	08:00:00	a.m.	30.3312	50%	521.34
579	18/08/15	08:05:00	a.m.	30.798	50%	521.34
580	18/08/15	08:10:00	a.m.	30.9708	51%	539.08
581	18/08/15	08:15:00	a.m.	30.954	51%	539.08
582	18/08/15	08:20:00	a.m.	31.4868	52%	556.91
583	18/08/15	08:25:00	a.m.	30.9228	51%	539.08
584	18/08/15	08:30:00	a.m.	30.7968	50%	521.34
585	18/08/15	08:35:00	a.m.	31.7676	52%	556.91
586	18/08/15	08:40:00	a.m.	33.0216	54%	592.73
587	18/08/15	08:45:00	a.m.	33.582	55%	610.70
588	18/08/15	08:50:00	a.m.	34.0512	56%	628.69
589	18/08/15	08:55:00	a.m.	33.8952	56%	628.69
590	18/08/15	09:00:00	a.m.	33.9708	56%	628.69
591	18/08/15	09:05:00	a.m.	34.2816	56%	628.69
592	18/08/15	09:10:00	a.m.	34.5024	57%	646.68
593	18/08/15	09:15:00	a.m.	34.3284	56%	628.69
594	18/08/15	09:20:00	a.m.	35.1396	58%	664.66
595	18/08/15	09:25:00	a.m.	35.4744	58%	664.66
596	18/08/15	09:30:00	a.m.	35.5608	58%	664.66
597	18/08/15	09:35:00	a.m.	35.976	59%	682.61
598	18/08/15	09:40:00	a.m.	36.03	59%	682.61
599	18/08/15	09:45:00	a.m.	36.4644	60%	700.51
600	18/08/15	09:50:00	a.m.	36.6924	60%	700.51
601	18/08/15	09:55:00	a.m.	36.5436	60%	700.51

N°	Fecha	Hora	am/pm	TIRANTE (CM) PUNTO P-10 COLEC. PTE. PIEDRA	TIRANTE (%)	Q (L/S) PUNTO P- 10 COLEC. PTE. PIEDRA
602	18/08/15	10:00:00	a.m.	36.366	60%	700.51
603	18/08/15	10:05:00	a.m.	35.6328	58%	664.66
604	18/08/15	10:10:00	a.m.	35.1264	58%	664.66
605	18/08/15	10:15:00	a.m.	35.946	59%	682.61
606	18/08/15	10:20:00	a.m.	36.2616	59%	682.61
607	18/08/15	10:25:00	a.m.	36.3252	60%	700.51
608	18/08/15	10:30:00	a.m.	36.9996	61%	718.34
609	18/08/15	10:35:00	a.m.	36.1152	59%	682.61
610	18/08/15	10:40:00	a.m.	36.0636	59%	682.61
611	18/08/15	10:45:00	a.m.	34.9116	57%	646.68
612	18/08/15	10:50:00	a.m.	35.106	58%	664.66
613	18/08/15	10:55:00	a.m.	34.8864	57%	646.68
614	18/08/15	11:00:00	a.m.	34.83	57%	646.68
615	18/08/15	11:05:00	a.m.	34.644	57%	646.68
616	18/08/15	11:10:00	a.m.	34.4004	56%	628.69
617	18/08/15	11:15:00	a.m.	34.176	56%	628.69
618	18/08/15	11:20:00	a.m.	34.1532	56%	628.69
619	18/08/15	11:25:00	a.m.	34.3284	56%	628.69
620	18/08/15	11:30:00	a.m.	34.3152	56%	628.69
621	18/08/15	11:35:00	a.m.	34.4832	57%	646.68
622	18/08/15	11:40:00	a.m.	34.3224	56%	628.69
623	18/08/15	11:45:00	a.m.	34.488	57%	646.68
624	18/08/15	11:50:00	a.m.	35.4	58%	664.66
625	18/08/15	11:55:00	a.m.	36.9768	61%	718.34
626	18/08/15	12:00:00	p.m.	37.2852	61%	718.34
627	18/08/15	12:05:00	p.m.	36.846	60%	700.51
628	18/08/15	12:10:00	p.m.	36.3108	60%	700.51
629	18/08/15	12:15:00	p.m.	36.0852	59%	682.61
630	18/08/15	12:20:00	p.m.	36.4164	60%	700.51
631	18/08/15	12:25:00	p.m.	36.54	60%	700.51
632	18/08/15	12:30:00	p.m.	36.156	59%	682.61
633	18/08/15	12:35:00	p.m.	36.2568	59%	682.61
634	18/08/15	12:40:00	p.m.	36.27	59%	682.61
635	18/08/15	12:45:00	p.m.	35.8296	59%	682.61
636	18/08/15	12:50:00	p.m.	36.708	60%	700.51
637	18/08/15	12:55:00	p.m.	38.5752	63%	753.75
638	18/08/15	01:00:00	p.m.	39.0996	64%	771.29
639	18/08/15	01:05:00	p.m.	39.3792	65%	788.69
640	18/08/15	01:10:00	p.m.	39.858	65%	788.69
641	18/08/15	01:15:00	p.m.	39.7176	65%	788.69
642	18/08/15	01:20:00	p.m.	39.7356	65%	788.69
643	18/08/15	01:25:00	p.m.	39.0732	64%	771.29

N°	Fecha	Hora	am/pm	TIRANTE (CM) PUNTO P-10 COLEC. PTE. PIEDRA	TIRANTE (%)	Q (L/S) PUNTO P- 10 COLEC. PTE. PIEDRA
644	18/08/15	01:30:00	p.m.	38.5236	63%	753.75
645	18/08/15	01:35:00	p.m.	37.7352	62%	736.10
646	18/08/15	01:40:00	p.m.	38.0772	62%	736.10
647	18/08/15	01:45:00	p.m.	37.6536	62%	736.10
648	18/08/15	01:50:00	p.m.	37.5624	62%	736.10
649	18/08/15	01:55:00	p.m.	37.818	62%	736.10
650	18/08/15	02:00:00	p.m.	37.4244	61%	718.34
651	18/08/15	02:05:00	p.m.	37.3596	61%	718.34
652	18/08/15	02:10:00	p.m.	37.8012	62%	736.10
653	18/08/15	02:15:00	p.m.	37.8852	62%	736.10
654	18/08/15	02:20:00	p.m.	37.8996	62%	736.10
655	18/08/15	02:25:00	p.m.	37.8948	62%	736.10
656	18/08/15	02:30:00	p.m.	37.6596	62%	736.10
657	18/08/15	02:35:00	p.m.	37.3956	61%	718.34
658	18/08/15	02:40:00	p.m.	37.2888	61%	718.34
659	18/08/15	02:45:00	p.m.	37.5396	62%	736.10
660	18/08/15	02:50:00	p.m.	37.2216	61%	718.34
661	18/08/15	02:55:00	p.m.	37.236	61%	718.34
662	18/08/15	03:00:00	p.m.	37.0752	61%	718.34
663	18/08/15	03:05:00	p.m.	37.0704	61%	718.34
664	18/08/15	03:10:00	p.m.	37.362	61%	718.34
665	18/08/15	03:15:00	p.m.	37.5192	62%	736.10
666	18/08/15	03:20:00	p.m.	37.272	61%	718.34
667	18/08/15	03:25:00	p.m.	37.1232	61%	718.34
668	18/08/15	03:30:00	p.m.	37.4532	61%	718.34
669	18/08/15	03:35:00	p.m.	37.836	62%	736.10
670	18/08/15	03:40:00	p.m.	39.0972	64%	771.29
671	18/08/15	03:45:00	p.m.	40.1832	66%	805.93
672	18/08/15	03:50:00	p.m.	40.0884	66%	805.93
673	18/08/15	03:55:00	p.m.	39.51	65%	788.69
674	18/08/15	04:00:00	p.m.	39.5592	65%	788.69
675	18/08/15	04:05:00	p.m.	39.3096	64%	771.29
676	18/08/15	04:10:00	p.m.	38.7396	64%	771.29
677	18/08/15	04:15:00	p.m.	38.9544	64%	771.29
678	18/08/15	04:20:00	p.m.	38.9088	64%	771.29
679	18/08/15	04:25:00	p.m.	38.8248	64%	771.29
680	18/08/15	04:30:00	p.m.	38.802	64%	771.29
681	18/08/15	04:35:00	p.m.	39.2172	64%	771.29
682	18/08/15	04:40:00	p.m.	39.1332	64%	771.29
683	18/08/15	04:45:00	p.m.	39.036	64%	771.29
684	18/08/15	04:50:00	p.m.	38.2596	63%	753.75
685	18/08/15	04:55:00	p.m.	37.7352	62%	736.10

N°	Fecha	Hora	am/pm	TIRANTE (CM) PUNTO P-10 COLEC. PTE. PIEDRA	TIRANTE (%)	Q (L/S) PUNTO P- 10 COLEC. PTE. PIEDRA
686	18/08/15	05:00:00	p.m.	37.926	62%	736.10
687	18/08/15	05:05:00	p.m.	37.8384	62%	736.10
688	18/08/15	05:10:00	p.m.	37.5756	62%	736.10
689	18/08/15	05:15:00	p.m.	36.7356	60%	700.51
690	18/08/15	05:20:00	p.m.	36.372	60%	700.51
691	18/08/15	05:25:00	p.m.	36.3264	60%	700.51
692	18/08/15	05:30:00	p.m.	35.904	59%	682.61
693	18/08/15	05:35:00	p.m.	35.946	59%	682.61
694	18/08/15	05:40:00	p.m.	35.9904	59%	682.61
695	18/08/15	05:45:00	p.m.	35.79	59%	682.61
696	18/08/15	05:50:00	p.m.	36.528	60%	700.51
697	18/08/15	05:55:00	p.m.	37.95	62%	736.10
698	18/08/15	06:00:00	p.m.	37.9836	62%	736.10
699	18/08/15	06:05:00	p.m.	36.822	60%	700.51
700	18/08/15	06:10:00	p.m.	35.9112	59%	682.61
701	18/08/15	06:15:00	p.m.	36.0456	59%	682.61
702	18/08/15	06:20:00	p.m.	35.9568	59%	682.61
703	18/08/15	06:25:00	p.m.	36.108	59%	682.61
704	18/08/15	06:30:00	p.m.	36.9708	61%	718.34
705	18/08/15	06:35:00	p.m.	38.0196	62%	736.10
706	18/08/15	06:40:00	p.m.	37.2684	61%	718.34
707	18/08/15	06:45:00	p.m.	36.9348	61%	718.34
708	18/08/15	06:50:00	p.m.	36.54	60%	700.51
709	18/08/15	06:55:00	p.m.	36.474	60%	700.51
710	18/08/15	07:00:00	p.m.	36.2688	59%	682.61
711	18/08/15	07:05:00	p.m.	36.3	60%	700.51
712	18/08/15	07:10:00	p.m.	36.5376	60%	700.51
713	18/08/15	07:15:00	p.m.	36.3432	60%	700.51
714	18/08/15	07:20:00	p.m.	36.8484	60%	700.51
715	18/08/15	07:25:00	p.m.	36.8292	60%	700.51
716	18/08/15	07:30:00	p.m.	36.1896	59%	682.61
717	18/08/15	07:35:00	p.m.	35.4372	58%	664.66
718	18/08/15	07:40:00	p.m.	33.9456	56%	628.69
719	18/08/15	07:45:00	p.m.	33.1644	54%	592.73
720	18/08/15	07:50:00	p.m.	32.3664	53%	574.79
721	18/08/15	07:55:00	p.m.	31.59	52%	556.91
722	18/08/15	08:00:00	p.m.	31.0104	51%	539.08
723	18/08/15	08:05:00	p.m.	30.9384	51%	539.08
724	18/08/15	08:10:00	p.m.	31.2396	51%	539.08
725	18/08/15	08:15:00	p.m.	31.1832	51%	539.08
726	18/08/15	08:20:00	p.m.	31.122	51%	539.08
727	18/08/15	08:25:00	p.m.	31.2024	51%	539.08

N°	Fecha	Hora	am/pm	TIRANTE (CM) PUNTO P-10 COLEC. PTE. PIEDRA	TIRANTE (%)	Q (L/S) PUNTO P- 10 COLEC. PTE. PIEDRA
728	18/08/15	08:30:00	p.m.	30.9168	51%	539.08
729	18/08/15	08:35:00	p.m.	30.4728	50%	521.34
730	18/08/15	08:40:00	p.m.	29.9436	49%	503.68
731	18/08/15	08:45:00	p.m.	30.1236	49%	503.68
732	18/08/15	08:50:00	p.m.	30.162	49%	503.68
733	18/08/15	08:55:00	p.m.	29.7168	49%	503.68
734	18/08/15	09:00:00	p.m.	29.4612	48%	486.14
735	18/08/15	09:05:00	p.m.	29.3592	48%	486.14
736	18/08/15	09:10:00	p.m.	29.568	48%	486.14
737	18/08/15	09:15:00	p.m.	29.448	48%	486.14
738	18/08/15	09:20:00	p.m.	29.1504	48%	486.14
739	18/08/15	09:25:00	p.m.	28.4556	47%	468.72
740	18/08/15	09:30:00	p.m.	28.176	46%	451.44
741	18/08/15	09:35:00	p.m.	29.16	48%	486.14
742	18/08/15	09:40:00	p.m.	29.8308	49%	503.68
743	18/08/15	09:45:00	p.m.	29.946	49%	503.68
744	18/08/15	09:50:00	p.m.	28.8636	47%	468.72
745	18/08/15	09:55:00	p.m.	28.2084	46%	451.44
746	18/08/15	10:00:00	p.m.	27.9408	46%	451.44
747	18/08/15	10:05:00	p.m.	27.9324	46%	451.44
748	18/08/15	10:10:00	p.m.	28.3716	47%	468.72
749	18/08/15	10:15:00	p.m.	27.8388	46%	451.44
750	18/08/15	10:20:00	p.m.	27.1932	45%	434.30
751	18/08/15	10:25:00	p.m.	26.478	43%	400.54
752	18/08/15	10:30:00	p.m.	26.2272	43%	400.54
753	18/08/15	10:35:00	p.m.	25.926	43%	400.54
754	18/08/15	10:40:00	p.m.	25.77	42%	383.94
755	18/08/15	10:45:00	p.m.	25.35	42%	383.94
756	18/08/15	10:50:00	p.m.	25.3836	42%	383.94
757	18/08/15	10:55:00	p.m.	25.2456	41%	367.55
758	18/08/15	11:00:00	p.m.	23.7588	39%	335.42
759	18/08/15	11:05:00	p.m.	23.3604	38%	319.71
760	18/08/15	11:10:00	p.m.	24.84	41%	367.55
761	18/08/15	11:15:00	p.m.	25.5348	42%	383.94
762	18/08/15	11:20:00	p.m.	25.1016	41%	367.55
763	18/08/15	11:25:00	p.m.	23.4984	39%	335.42
764	18/08/15	11:30:00	p.m.	23.4768	38%	319.71
765	18/08/15	11:35:00	p.m.	23.1432	38%	319.71
766	18/08/15	11:40:00	p.m.	23.3316	38%	319.71
767	18/08/15	11:45:00	p.m.	22.686	37%	304.26
768	18/08/15	11:50:00	p.m.	22.2696	37%	304.26
769	18/08/15	11:55:00	p.m.	22.8348	37%	304.26

N°	Fecha	Hora	am/pm	TIRANTE (CM) PUNTO P-10 COLEC. PTE. PIEDRA	TIRANTE (%)	Q (L/S) PUNTO P- 10 COLEC. PTE. PIEDRA
770	19/08/15	12:00:00	a.m.	23.0052	38%	319.71
771	19/08/15	12:05:00	a.m.	23.0436	38%	319.71
772	19/08/15	12:10:00	a.m.	22.206	36%	289.07
773	19/08/15	12:15:00	a.m.	22.1136	36%	289.07
774	19/08/15	12:20:00	a.m.	21.7188	36%	289.07
775	19/08/15	12:25:00	a.m.	21.3912	35%	274.16
776	19/08/15	12:30:00	a.m.	21.3156	35%	274.16
777	19/08/15	12:35:00	a.m.	21.8664	36%	289.07
778	19/08/15	12:40:00	a.m.	22.8252	37%	304.26
779	19/08/15	12:45:00	a.m.	23.1876	38%	319.71
780	19/08/15	12:50:00	a.m.	23.0928	38%	319.71
781	19/08/15	12:55:00	a.m.	22.6812	37%	304.26
782	19/08/15	01:00:00	a.m.	21.5172	35%	274.16
783	19/08/15	01:05:00	a.m.	21.4176	35%	274.16
784	19/08/15	01:10:00	a.m.	22.0368	36%	289.07
785	19/08/15	01:15:00	a.m.	21.684	36%	289.07
786	19/08/15	01:20:00	a.m.	20.8344	34%	259.54
787	19/08/15	01:25:00	a.m.	20.1624	33%	245.22
788	19/08/15	01:30:00	a.m.	20.6196	34%	259.54
789	19/08/15	01:35:00	a.m.	20.7636	34%	259.54
790	19/08/15	01:40:00	a.m.	20.7648	34%	259.54
791	19/08/15	01:45:00	a.m.	20.142	33%	245.22
792	19/08/15	01:50:00	a.m.	19.842	33%	245.22
793	19/08/15	01:55:00	a.m.	19.6416	32%	231.22
794	19/08/15	02:00:00	a.m.	19.9692	33%	245.22
795	19/08/15	02:05:00	a.m.	19.908	33%	245.22
796	19/08/15	02:10:00	a.m.	19.524	32%	231.22
797	19/08/15	02:15:00	a.m.	19.6572	32%	231.22
798	19/08/15	02:20:00	a.m.	19.2552	32%	231.22
799	19/08/15	02:25:00	a.m.	19.1076	31%	217.54
800	19/08/15	02:30:00	a.m.	18.918	31%	217.54
801	19/08/15	02:35:00	a.m.	18.6768	31%	217.54
802	19/08/15	02:40:00	a.m.	18.8736	31%	217.54
803	19/08/15	02:45:00	a.m.	18.7104	31%	217.54
804	19/08/15	02:50:00	a.m.	20.2224	33%	245.22
805	19/08/15	02:55:00	a.m.	19.8984	33%	245.22
806	19/08/15	03:00:00	a.m.	19.4904	32%	231.22
807	19/08/15	03:05:00	a.m.	18.6396	31%	217.54
808	19/08/15	03:10:00	a.m.	18.5628	30%	204.19
809	19/08/15	03:15:00	a.m.	18.3144	30%	204.19
810	19/08/15	03:20:00	a.m.	18.0936	30%	204.19
811	19/08/15	03:25:00	a.m.	17.856	29%	191.18

N°	Fecha	Hora	am/pm	TIRANTE (CM) PUNTO P-10 COLEC. PTE. PIEDRA	TIRANTE (%)	Q (L/S) PUNTO P- 10 COLEC. PTE. PIEDRA
812	19/08/15	03:30:00	a.m.	17.7528	29%	191.18
813	19/08/15	03:35:00	a.m.	17.7732	29%	191.18
814	19/08/15	03:40:00	a.m.	17.8212	29%	191.18
815	19/08/15	03:45:00	a.m.	17.8212	29%	191.18
816	19/08/15	03:50:00	a.m.	17.556	29%	191.18
817	19/08/15	03:55:00	a.m.	17.5584	29%	191.18
818	19/08/15	04:00:00	a.m.	17.5524	29%	191.18
819	19/08/15	04:05:00	a.m.	17.2932	28%	178.54
820	19/08/15	04:10:00	a.m.	17.3376	28%	178.54
821	19/08/15	04:15:00	a.m.	17.5836	29%	191.18
822	19/08/15	04:20:00	a.m.	18.6156	31%	217.54
823	19/08/15	04:25:00	a.m.	17.748	29%	191.18
824	19/08/15	04:30:00	a.m.	18.036	30%	204.19
825	19/08/15	04:35:00	a.m.	17.754	29%	191.18
826	19/08/15	04:40:00	a.m.	17.5656	29%	191.18
827	19/08/15	04:45:00	a.m.	17.0868	28%	178.54
828	19/08/15	04:50:00	a.m.	17.8896	29%	191.18
829	19/08/15	04:55:00	a.m.	17.6148	29%	191.18
830	19/08/15	05:00:00	a.m.	18.2112	30%	204.19
831	19/08/15	05:05:00	a.m.	19.4544	32%	231.22
832	19/08/15	05:10:00	a.m.	18.5376	30%	204.19
833	19/08/15	05:15:00	a.m.	17.9496	29%	191.18
834	19/08/15	05:20:00	a.m.	18.0972	30%	204.19
835	19/08/15	05:25:00	a.m.	18.1284	30%	204.19
836	19/08/15	05:30:00	a.m.	18.114	30%	204.19
837	19/08/15	05:35:00	a.m.	17.892	29%	191.18
838	19/08/15	05:40:00	a.m.	18.1452	30%	204.19
839	19/08/15	05:45:00	a.m.	18.534	30%	204.19
840	19/08/15	05:50:00	a.m.	19.8708	33%	245.22
841	19/08/15	05:55:00	a.m.	20.2272	33%	245.22
842	19/08/15	06:00:00	a.m.	19.5276	32%	231.22
843	19/08/15	06:05:00	a.m.	19.7748	32%	231.22
844	19/08/15	06:10:00	a.m.	19.5912	32%	231.22
845	19/08/15	06:15:00	a.m.	18.6096	31%	217.54
846	19/08/15	06:20:00	a.m.	17.9268	29%	191.18
847	19/08/15	06:25:00	a.m.	17.652	29%	191.18
848	19/08/15	06:30:00	a.m.	18.0732	30%	204.19
849	19/08/15	06:35:00	a.m.	18.204	30%	204.19
850	19/08/15	06:40:00	a.m.	18.51	30%	204.19
851	19/08/15	06:45:00	a.m.	18.636	31%	217.54
852	19/08/15	06:50:00	a.m.	18.3768	30%	204.19
853	19/08/15	06:55:00	a.m.	19.0344	31%	217.54

N°	Fecha	Hora	am/pm	TIRANTE (CM) PUNTO P-10 COLEC. PTE. PIEDRA	TIRANTE (%)	Q (L/S) PUNTO P- 10 COLEC. PTE. PIEDRA
854	19/08/15	07:00:00	a.m.	19.8816	33%	245.22
855	19/08/15	07:05:00	a.m.	21.984	36%	289.07
856	19/08/15	07:10:00	a.m.	22.89	38%	319.71
857	19/08/15	07:15:00	a.m.	22.7292	37%	304.26
858	19/08/15	07:20:00	a.m.	24.6192	40%	351.37
859	19/08/15	07:25:00	a.m.	26.6556	44%	417.33
860	19/08/15	07:30:00	a.m.	28.0992	46%	451.44
861	19/08/15	07:35:00	a.m.	28.5264	47%	468.72
862	19/08/15	07:40:00	a.m.	28.368	47%	468.72
863	19/08/15	07:45:00	a.m.	28.6068	47%	468.72
864	19/08/15	07:50:00	a.m.	30.8004	50%	521.34
865	19/08/15	07:55:00	a.m.	32.0112	52%	556.91
866	19/08/15	08:00:00	a.m.	32.4948	53%	574.79
867	19/08/15	08:05:00	a.m.	32.2344	53%	574.79
868	19/08/15	08:10:00	a.m.	33.2724	55%	610.70
869	19/08/15	08:15:00	a.m.	34.1148	56%	628.69
870	19/08/15	08:20:00	a.m.	34.0932	56%	628.69
871	19/08/15	08:25:00	a.m.	33.9684	56%	628.69
872	19/08/15	08:30:00	a.m.	34.3404	56%	628.69
873	19/08/15	08:35:00	a.m.	34.4052	56%	628.69
874	19/08/15	08:40:00	a.m.	33.8772	56%	628.69
875	19/08/15	08:45:00	a.m.	33.858	56%	628.69
876	19/08/15	08:50:00	a.m.	33.7668	55%	610.70
877	19/08/15	08:55:00	a.m.	33.9492	56%	628.69
878	19/08/15	09:00:00	a.m.	33.858	56%	628.69
879	19/08/15	09:05:00	a.m.	33.6324	55%	610.70
880	19/08/15	09:10:00	a.m.	33.5712	55%	610.70
881	19/08/15	09:15:00	a.m.	33.3492	55%	610.70
882	19/08/15	09:20:00	a.m.	33.8172	55%	610.70
883	19/08/15	09:25:00	a.m.	34.1196	56%	628.69
884	19/08/15	09:30:00	a.m.	34.6308	57%	646.68
885	19/08/15	09:35:00	a.m.	34.656	57%	646.68
886	19/08/15	09:40:00	a.m.	34.6188	57%	646.68
887	19/08/15	09:45:00	a.m.	35.4036	58%	664.66
888	19/08/15	09:50:00	a.m.	35.2008	58%	664.66
889	19/08/15	09:55:00	a.m.	35.0316	57%	646.68
890	19/08/15	10:00:00	a.m.	35.094	58%	664.66
891	19/08/15	10:05:00	a.m.	35.2836	58%	664.66
892	19/08/15	10:10:00	a.m.	34.9548	57%	646.68
893	19/08/15	10:15:00	a.m.	35.3388	58%	664.66
894	19/08/15	10:20:00	a.m.	35.298	58%	664.66
895	19/08/15	10:25:00	a.m.	35.6088	58%	664.66

N°	Fecha	Hora	am/pm	TIRANTE (CM) PUNTO P-10 COLEC. PTE. PIEDRA	TIRANTE (%)	Q (L/S) PUNTO P- 10 COLEC. PTE. PIEDRA
896	19/08/15	10:30:00	a.m.	35.9928	59%	682.61
897	19/08/15	10:35:00	a.m.	36.336	60%	700.51
898	19/08/15	10:40:00	a.m.	36.1296	59%	682.61
899	19/08/15	10:45:00	a.m.	35.6928	59%	682.61
900	19/08/15	10:50:00	a.m.	35.2836	58%	664.66
901	19/08/15	10:55:00	a.m.	34.5156	57%	646.68
902	19/08/15	11:00:00	a.m.	34.4868	57%	646.68
903	19/08/15	11:05:00	a.m.	34.3632	56%	628.69
904	19/08/15	11:10:00	a.m.	34.8552	57%	646.68
905	19/08/15	11:15:00	a.m.	34.74	57%	646.68
906	19/08/15	11:20:00	a.m.	34.9176	57%	646.68
907	19/08/15	11:25:00	a.m.	34.9884	57%	646.68
908	19/08/15	11:30:00	a.m.	35.16	58%	664.66
909	19/08/15	11:35:00	a.m.	34.998	57%	646.68
910	19/08/15	11:40:00	a.m.	34.8324	57%	646.68
911	19/08/15	11:45:00	a.m.	35.0172	57%	646.68
912	19/08/15	11:50:00	a.m.	35.4168	58%	664.66
913	19/08/15	11:55:00	a.m.	36.6816	60%	700.51
914	19/08/15	12:00:00	p.m.	37.3992	61%	718.34
915	19/08/15	12:05:00	p.m.	37.6104	62%	736.10
916	19/08/15	12:10:00	p.m.	37.8504	62%	736.10
917	19/08/15	12:15:00	p.m.	37.7196	62%	736.10
918	19/08/15	12:20:00	p.m.	37.404	61%	718.34
919	19/08/15	12:25:00	p.m.	38.0892	62%	736.10
920	19/08/15	12:30:00	p.m.	38.8224	64%	771.29
921	19/08/15	12:35:00	p.m.	38.4276	63%	753.75
922	19/08/15	12:40:00	p.m.	37.7436	62%	736.10
923	19/08/15	12:45:00	p.m.	37.3956	61%	718.34
924	19/08/15	12:50:00	p.m.	37.5972	62%	736.10
925	19/08/15	12:55:00	p.m.	37.6872	62%	736.10
926	19/08/15	01:00:00	p.m.	37.5612	62%	736.10
927	19/08/15	01:05:00	p.m.	37.2816	61%	718.34
928	19/08/15	01:10:00	p.m.	37.3992	61%	718.34
929	19/08/15	01:15:00	p.m.	38.07	62%	736.10
930	19/08/15	01:20:00	p.m.	39.096	64%	771.29
931	19/08/15	01:25:00	p.m.	39.5784	65%	788.69
932	19/08/15	01:30:00	p.m.	39.1368	64%	771.29
933	19/08/15	01:35:00	p.m.	38.694	63%	753.75
934	19/08/15	01:40:00	p.m.	38.346	63%	753.75
935	19/08/15	01:45:00	p.m.	38.2716	63%	753.75
936	19/08/15	01:50:00	p.m.	38.5368	63%	753.75
937	19/08/15	01:55:00	p.m.	38.2836	63%	753.75

N°	Fecha	Hora	am/pm	TIRANTE (CM) PUNTO P-10 COLEC. PTE. PIEDRA	TIRANTE (%)	Q (L/S) PUNTO P- 10 COLEC. PTE. PIEDRA
938	19/08/15	02:00:00	p.m.	37.7976	62%	736.10
939	19/08/15	02:05:00	p.m.	37.1172	61%	718.34
940	19/08/15	02:10:00	p.m.	37.0404	61%	718.34
941	19/08/15	02:15:00	p.m.	36.4188	60%	700.51
942	19/08/15	02:20:00	p.m.	36.1836	59%	682.61
943	19/08/15	02:25:00	p.m.	36.312	60%	700.51
944	19/08/15	02:30:00	p.m.	36.2496	59%	682.61
945	19/08/15	02:35:00	p.m.	35.946	59%	682.61
946	19/08/15	02:40:00	p.m.	36.252	59%	682.61
947	19/08/15	02:45:00	p.m.	35.9208	59%	682.61
948	19/08/15	02:50:00	p.m.	35.7828	59%	682.61
949	19/08/15	02:55:00	p.m.	35.3856	58%	664.66
950	19/08/15	03:00:00	p.m.	35.2344	58%	664.66
951	19/08/15	03:05:00	p.m.	34.746	57%	646.68
952	19/08/15	03:10:00	p.m.	34.4532	56%	628.69
953	19/08/15	03:15:00	p.m.	34.3692	56%	628.69
954	19/08/15	03:20:00	p.m.	34.6236	57%	646.68
955	19/08/15	03:25:00	p.m.	34.4844	57%	646.68
956	19/08/15	03:30:00	p.m.	35.6148	58%	664.66
957	19/08/15	03:35:00	p.m.	36.5424	60%	700.51
958	19/08/15	03:40:00	p.m.	36.5844	60%	700.51
959	19/08/15	03:45:00	p.m.	36.1356	59%	682.61
960	19/08/15	03:50:00	p.m.	35.9616	59%	682.61
961	19/08/15	03:55:00	p.m.	35.2572	58%	664.66
962	19/08/15	04:00:00	p.m.	35.1996	58%	664.66
963	19/08/15	04:05:00	p.m.	34.5456	57%	646.68
964	19/08/15	04:10:00	p.m.	34.47	57%	646.68
965	19/08/15	04:15:00	p.m.	34.4616	56%	628.69
966	19/08/15	04:20:00	p.m.	34.2792	56%	628.69
967	19/08/15	04:25:00	p.m.	34.5492	57%	646.68
968	19/08/15	04:30:00	p.m.	34.4808	57%	646.68
969	19/08/15	04:35:00	p.m.	34.5816	57%	646.68
970	19/08/15	04:40:00	p.m.	34.4724	57%	646.68
971	19/08/15	04:45:00	p.m.	34.8048	57%	646.68
972	19/08/15	04:50:00	p.m.	34.9056	57%	646.68
973	19/08/15	04:55:00	p.m.	34.716	57%	646.68
974	19/08/15	05:00:00	p.m.	34.818	57%	646.68
975	19/08/15	05:05:00	p.m.	35.2692	58%	664.66
976	19/08/15	05:10:00	p.m.	35.5248	58%	664.66
977	19/08/15	05:15:00	p.m.	35.0412	57%	646.68
978	19/08/15	05:20:00	p.m.	34.6344	57%	646.68
979	19/08/15	05:25:00	p.m.	34.6788	57%	646.68

N°	Fecha	Hora	am/pm	TIRANTE (CM) PUNTO P-10 COLEC. PTE. PIEDRA	TIRANTE (%)	Q (L/S) PUNTO P- 10 COLEC. PTE. PIEDRA
980	19/08/15	05:30:00	p.m.	34.7316	57%	646.68
981	19/08/15	05:35:00	p.m.	34.182	56%	628.69
982	19/08/15	05:40:00	p.m.	33.7188	55%	610.70
983	19/08/15	05:45:00	p.m.	33.138	54%	592.73
984	19/08/15	05:50:00	p.m.	33.1224	54%	592.73
985	19/08/15	05:55:00	p.m.	33.5664	55%	610.70
986	19/08/15	06:00:00	p.m.	33.4476	55%	610.70
987	19/08/15	06:05:00	p.m.	33.5676	55%	610.70
988	19/08/15	06:10:00	p.m.	33.3168	55%	610.70
989	19/08/15	06:15:00	p.m.	32.7768	54%	592.73
990	19/08/15	06:20:00	p.m.	32.3496	53%	574.79
991	19/08/15	06:25:00	p.m.	32.2284	53%	574.79
992	19/08/15	06:30:00	p.m.	32.6064	53%	574.79
993	19/08/15	06:35:00	p.m.	32.9436	54%	592.73
994	19/08/15	06:40:00	p.m.	33.5856	55%	610.70
995	19/08/15	06:45:00	p.m.	34.176	56%	628.69
996	19/08/15	06:50:00	p.m.	34.8924	57%	646.68
997	19/08/15	06:55:00	p.m.	35.4888	58%	664.66
998	19/08/15	07:00:00	p.m.	35.3388	58%	664.66
999	19/08/15	07:05:00	p.m.	34.812	57%	646.68
1000	19/08/15	07:10:00	p.m.	33.9828	56%	628.69
1001	19/08/15	07:15:00	p.m.	33.5172	55%	610.70
1002	19/08/15	07:20:00	p.m.	33.2688	55%	610.70
1003	19/08/15	07:25:00	p.m.	33.0804	54%	592.73
1004	19/08/15	07:30:00	p.m.	32.8944	54%	592.73
1005	19/08/15	07:35:00	p.m.	31.9908	52%	556.91
1006	19/08/15	07:40:00	p.m.	31.6764	52%	556.91
1007	19/08/15	07:45:00	p.m.	31.7964	52%	556.91
1008	19/08/15	07:50:00	p.m.	31.662	52%	556.91
1009	19/08/15	07:55:00	p.m.	31.4364	52%	556.91
1010	19/08/15	08:00:00	p.m.	31.3368	51%	539.08
1011	19/08/15	08:05:00	p.m.	31.824	52%	556.91
1012	19/08/15	08:10:00	p.m.	33.3156	55%	610.70
1013	19/08/15	08:15:00	p.m.	33.3972	55%	610.70
1014	19/08/15	08:20:00	p.m.	32.838	54%	592.73
1015	19/08/15	08:25:00	p.m.	31.7196	52%	556.91
1016	19/08/15	08:30:00	p.m.	30.9936	51%	539.08
1017	19/08/15	08:35:00	p.m.	30.93	51%	539.08
1018	19/08/15	08:40:00	p.m.	30.9276	51%	539.08
1019	19/08/15	08:45:00	p.m.	30.6912	50%	521.34
1020	19/08/15	08:50:00	p.m.	30.3612	50%	521.34
1021	19/08/15	08:55:00	p.m.	30.7056	50%	521.34

N°	Fecha	Hora	am/pm	TIRANTE (CM) PUNTO P-10 COLEC. PTE. PIEDRA	TIRANTE (%)	Q (L/S) PUNTO P- 10 COLEC. PTE. PIEDRA
1022	19/08/15	09:00:00	p.m.	30.7788	50%	521.34
1023	19/08/15	09:05:00	p.m.	30.0828	49%	503.68
1024	19/08/15	09:10:00	p.m.	29.5164	48%	486.14
1025	19/08/15	09:15:00	p.m.	29.4024	48%	486.14
1026	19/08/15	09:20:00	p.m.	29.0952	48%	486.14
1027	19/08/15	09:25:00	p.m.	29.286	48%	486.14
1028	19/08/15	09:30:00	p.m.	29.5176	48%	486.14
1029	19/08/15	09:35:00	p.m.	29.6052	49%	503.68
1030	19/08/15	09:40:00	p.m.	28.7988	47%	468.72
1031	19/08/15	09:45:00	p.m.	28.3848	47%	468.72
1032	19/08/15	09:50:00	p.m.	27.6996	45%	434.30
1033	19/08/15	09:55:00	p.m.	26.826	44%	417.33
1034	19/08/15	10:00:00	p.m.	25.9896	43%	400.54
1035	19/08/15	10:05:00	p.m.	25.7196	42%	383.94
1036	19/08/15	10:10:00	p.m.	25.644	42%	383.94
1037	19/08/15	10:15:00	p.m.	25.6188	42%	383.94
1038	19/08/15	10:20:00	p.m.	25.632	42%	383.94
1039	19/08/15	10:25:00	p.m.	25.2864	41%	367.55
1040	19/08/15	10:30:00	p.m.	24.6156	40%	351.37
1041	19/08/15	10:35:00	p.m.	23.7744	39%	335.42
1042	19/08/15	10:40:00	p.m.	22.9704	38%	319.71
1043	19/08/15	10:45:00	p.m.	23.3016	38%	319.71
1044	19/08/15	10:50:00	p.m.	24.5424	40%	351.37
1045	19/08/15	10:55:00	p.m.	24.3144	40%	351.37
1046	19/08/15	11:00:00	p.m.	23.5296	39%	335.42
1047	19/08/15	11:05:00	p.m.	22.8612	37%	304.26
1048	19/08/15	11:10:00	p.m.	22.9608	38%	319.71
1049	19/08/15	11:15:00	p.m.	22.824	37%	304.26
1050	19/08/15	11:20:00	p.m.	22.236	36%	289.07
1051	19/08/15	11:25:00	p.m.	22.1328	36%	289.07
1052	19/08/15	11:30:00	p.m.	21.9012	36%	289.07
1053	19/08/15	11:35:00	p.m.	21.9768	36%	289.07
1054	19/08/15	11:40:00	p.m.	22.1532	36%	289.07
1055	19/08/15	11:45:00	p.m.	21.906	36%	289.07
1056	19/08/15	11:50:00	p.m.	21.5364	35%	274.16
1057	19/08/15	11:55:00	p.m.	21.1272	35%	274.16
1058	20/08/15	12:00:00	a.m.	20.7012	34%	259.54
1059	20/08/15	12:05:00	a.m.	20.4264	33%	245.22
1060	20/08/15	12:10:00	a.m.	20.2344	33%	245.22
1061	20/08/15	12:15:00	a.m.	20.1636	33%	245.22
1062	20/08/15	12:20:00	a.m.	20.1024	33%	245.22
1063	20/08/15	12:25:00	a.m.	20.1672	33%	245.22

N°	Fecha	Hora	am/pm	TIRANTE (CM) PUNTO P-10 COLEC. PTE. PIEDRA	TIRANTE (%)	Q (L/S) PUNTO P- 10 COLEC. PTE. PIEDRA
1064	20/08/15	12:30:00	a.m.	20.1744	33%	245.22
1065	20/08/15	12:35:00	a.m.	20.0328	33%	245.22
1066	20/08/15	12:40:00	a.m.	19.9212	33%	245.22
1067	20/08/15	12:45:00	a.m.	20.0352	33%	245.22
1068	20/08/15	12:50:00	a.m.	20.2596	33%	245.22
1069	20/08/15	12:55:00	a.m.	19.8612	33%	245.22
1070	20/08/15	01:00:00	a.m.	19.5276	32%	231.22
1071	20/08/15	01:05:00	a.m.	19.4268	32%	231.22
1072	20/08/15	01:10:00	a.m.	19.6008	32%	231.22
1073	20/08/15	01:15:00	a.m.	19.6704	32%	231.22
1074	20/08/15	01:20:00	a.m.	19.4028	32%	231.22
1075	20/08/15	01:25:00	a.m.	18.9336	31%	217.54
1076	20/08/15	01:30:00	a.m.	19.3176	32%	231.22
1077	20/08/15	01:35:00	a.m.	20.7168	34%	259.54
1078	20/08/15	01:40:00	a.m.	20.3196	33%	245.22
1079	20/08/15	01:45:00	a.m.	20.22	33%	245.22
1080	20/08/15	01:50:00	a.m.	19.7376	32%	231.22
1081	20/08/15	01:55:00	a.m.	20.0352	33%	245.22
1082	20/08/15	02:00:00	a.m.	20.1504	33%	245.22
1083	20/08/15	02:05:00	a.m.	20.7732	34%	259.54
1084	20/08/15	02:10:00	a.m.	20.8524	34%	259.54
1085	20/08/15	02:15:00	a.m.	20.3904	33%	245.22
1086	20/08/15	02:20:00	a.m.	19.9572	33%	245.22
1087	20/08/15	02:25:00	a.m.	19.8012	32%	231.22
1088	20/08/15	02:30:00	a.m.	19.7892	32%	231.22
1089	20/08/15	02:35:00	a.m.	19.692	32%	231.22
1090	20/08/15	02:40:00	a.m.	19.0248	31%	217.54
1091	20/08/15	02:45:00	a.m.	19.5036	32%	231.22
1092	20/08/15	02:50:00	a.m.	19.4004	32%	231.22
1093	20/08/15	02:55:00	a.m.	18.7488	31%	217.54
1094	20/08/15	03:00:00	a.m.	18.0504	30%	204.19
1095	20/08/15	03:05:00	a.m.	17.82	29%	191.18
1096	20/08/15	03:10:00	a.m.	18.8484	31%	217.54
1097	20/08/15	03:15:00	a.m.	19.3296	32%	231.22
1098	20/08/15	03:20:00	a.m.	19.1052	31%	217.54
1099	20/08/15	03:25:00	a.m.	18.5436	30%	204.19
1100	20/08/15	03:30:00	a.m.	17.97	29%	191.18
1101	20/08/15	03:35:00	a.m.	18.1368	30%	204.19
1102	20/08/15	03:40:00	a.m.	18.0288	30%	204.19
1103	20/08/15	03:45:00	a.m.	18.2508	30%	204.19
1104	20/08/15	03:50:00	a.m.	18.2244	30%	204.19
1105	20/08/15	03:55:00	a.m.	17.8032	29%	191.18

N°	Fecha	Hora	am/pm	TIRANTE (CM) PUNTO P-10 COLEC. PTE. PIEDRA	TIRANTE (%)	Q (L/S) PUNTO P- 10 COLEC. PTE. PIEDRA
1106	20/08/15	04:00:00	a.m.	17.4888	29%	191.18
1107	20/08/15	04:05:00	a.m.	17.7768	29%	191.18
1108	20/08/15	04:10:00	a.m.	17.5272	29%	191.18
1109	20/08/15	04:15:00	a.m.	17.6136	29%	191.18
1110	20/08/15	04:20:00	a.m.	17.7444	29%	191.18
1111	20/08/15	04:25:00	a.m.	17.4396	29%	191.18
1112	20/08/15	04:30:00	a.m.	17.1096	28%	178.54
1113	20/08/15	04:35:00	a.m.	16.89	28%	178.54
1114	20/08/15	04:40:00	a.m.	16.9164	28%	178.54
1115	20/08/15	04:45:00	a.m.	17.0808	28%	178.54
1116	20/08/15	04:50:00	a.m.	17.7972	29%	191.18
1117	20/08/15	04:55:00	a.m.	17.7936	29%	191.18
1118	20/08/15	05:00:00	a.m.	17.5692	29%	191.18
1119	20/08/15	05:05:00	a.m.	17.7456	29%	191.18
1120	20/08/15	05:10:00	a.m.	17.73	29%	191.18
1121	20/08/15	05:15:00	a.m.	18.4488	30%	204.19
1122	20/08/15	05:20:00	a.m.	18.924	31%	217.54
1123	20/08/15	05:25:00	a.m.	19.3068	32%	231.22
1124	20/08/15	05:30:00	a.m.	18.0612	30%	204.19
1125	20/08/15	05:35:00	a.m.	18.3036	30%	204.19
1126	20/08/15	05:40:00	a.m.	18.4584	30%	204.19
1127	20/08/15	05:45:00	a.m.	18.3972	30%	204.19
1128	20/08/15	05:50:00	a.m.	18.1884	30%	204.19
1129	20/08/15	05:55:00	a.m.	17.748	29%	191.18
1130	20/08/15	06:00:00	a.m.	17.6304	29%	191.18
1131	20/08/15	06:05:00	a.m.	17.976	29%	191.18
1132	20/08/15	06:10:00	a.m.	18.3792	30%	204.19
1133	20/08/15	06:15:00	a.m.	18.9408	31%	217.54
1134	20/08/15	06:20:00	a.m.	19.2264	32%	231.22
1135	20/08/15	06:25:00	a.m.	18.5424	30%	204.19
1136	20/08/15	06:30:00	a.m.	19.0188	31%	217.54
1137	20/08/15	06:35:00	a.m.	19.4856	32%	231.22
1138	20/08/15	06:40:00	a.m.	20.604	34%	259.54
1139	20/08/15	06:45:00	a.m.	20.6772	34%	259.54
1140	20/08/15	06:50:00	a.m.	20.6652	34%	259.54
1141	20/08/15	06:55:00	a.m.	21.0924	35%	274.16
1142	20/08/15	07:00:00	a.m.	22.446	37%	304.26
1143	20/08/15	07:05:00	a.m.	22.9536	38%	319.71
1144	20/08/15	07:10:00	a.m.	24.5184	40%	351.37
1145	20/08/15	07:15:00	a.m.	25.0224	41%	367.55
1146	20/08/15	07:20:00	a.m.	27.2064	45%	434.30
1147	20/08/15	07:25:00	a.m.	28.0404	46%	451.44

N°	Fecha	Hora	am/pm	TIRANTE (CM) PUNTO P-10 COLEC. PTE. PIEDRA	TIRANTE (%)	Q (L/S) PUNTO P- 10 COLEC. PTE. PIEDRA
1148	20/08/15	07:30:00	a.m.	28.1796	46%	451.44
1149	20/08/15	07:35:00	a.m.	28.356	46%	451.44
1150	20/08/15	07:40:00	a.m.	28.0452	46%	451.44
1151	20/08/15	07:45:00	a.m.	29.0472	48%	486.14
1152	20/08/15	07:50:00	a.m.	30.1548	49%	503.68
			Max	40.18	66%	805.93
			Prom	28.21	46%	468.59
			Min	13.55	22%	110.66

2.12 PUNTO P-11 COLECTOR LOS SUREÑOS

N°	Fecha	Hora	am/pm	TIRANTE (CM) PUNTO P-11 COLEC. LOS SUREÑOS	TIRANTE (%)	Q (L/S) PUNTO P-11 COLEC. LOS SUREÑOS
1	16/08/15	07:40:00	a.m.	23.188	77%	78.65
2	16/08/15	07:45:00	a.m.	23.209	77%	78.65
3	16/08/15	07:50:00	a.m.	23.447	78%	79.75
4	16/08/15	07:55:00	a.m.	23.888	80%	81.84
5	16/08/15	08:00:00	a.m.	24.1	80%	81.84
6	16/08/15	08:05:00	a.m.	24.8	83%	84.65
7	16/08/15	08:10:00	a.m.	25.253	84%	85.49
8	16/08/15	08:15:00	a.m.	25.227	84%	85.49
9	16/08/15	08:20:00	a.m.	25.373	85%	86.28

N°	Fecha	Hora	am/pm	TIRANTE (CM) PUNTO P-11 COLEC. LOS SUREÑOS	TIRANTE (%)	Q (L/S) PUNTO P-11 COLEC. LOS SUREÑOS
10	16/08/15	08:25:00	a.m.	26.107	87%	87.67
11	16/08/15	08:30:00	a.m.	25.908	86%	87.00
12	16/08/15	08:35:00	a.m.	25.696	86%	87.00
13	16/08/15	08:40:00	a.m.	26.318	88%	88.27
14	16/08/15	08:45:00	a.m.	26.366	88%	88.27
15	16/08/15	08:50:00	a.m.	26.465	88%	88.27
16	16/08/15	08:55:00	a.m.	26.574	89%	88.79
17	16/08/15	09:00:00	a.m.	26.656	89%	88.79
18	16/08/15	09:05:00	a.m.	26.878	90%	89.24
19	16/08/15	09:10:00	a.m.	27.004	90%	89.24
20	16/08/15	09:15:00	a.m.	27.038	90%	89.24
21	16/08/15	09:20:00	a.m.	27.3	91%	89.60
22	16/08/15	09:25:00	a.m.	27.436	91%	89.60
23	16/08/15	09:30:00	a.m.	27.196	91%	89.60
24	16/08/15	09:35:00	a.m.	27.22	91%	89.60
25	16/08/15	09:40:00	a.m.	27.733	92%	89.86
26	16/08/15	09:45:00	a.m.	27.735	92%	89.86
27	16/08/15	09:50:00	a.m.	27.616	92%	89.86
28	16/08/15	09:55:00	a.m.	27.428	91%	89.60
29	16/08/15	10:00:00	a.m.	27.765	93%	90.02
30	16/08/15	10:05:00	a.m.	27.741	92%	89.86
31	16/08/15	10:10:00	a.m.	27.882	93%	90.02
32	16/08/15	10:15:00	a.m.	28.208	94%	90.07
33	16/08/15	10:20:00	a.m.	28.072	94%	90.07
34	16/08/15	10:25:00	a.m.	28.182	94%	90.07
35	16/08/15	10:30:00	a.m.	28.118	94%	90.07
36	16/08/15	10:35:00	a.m.	28.241	94%	90.07
37	16/08/15	10:40:00	a.m.	28.197	94%	90.07
38	16/08/15	10:45:00	a.m.	28.511	95%	89.97
39	16/08/15	10:50:00	a.m.	28.554	95%	89.97
40	16/08/15	10:55:00	a.m.	28.517	95%	89.97
41	16/08/15	11:00:00	a.m.	28.71	96%	89.70
42	16/08/15	11:05:00	a.m.	28.818	96%	89.70
43	16/08/15	11:10:00	a.m.	28.388	95%	89.97
44	16/08/15	11:15:00	a.m.	28.321	94%	90.07
45	16/08/15	11:20:00	a.m.	28.632	95%	89.97
46	16/08/15	11:25:00	a.m.	28.69	96%	89.70
47	16/08/15	11:30:00	a.m.	28.736	96%	89.70
48	16/08/15	11:35:00	a.m.	29	97%	89.23
49	16/08/15	11:40:00	a.m.	29.238	97%	89.23
50	16/08/15	11:45:00	a.m.	29.316	98%	88.48
51	16/08/15	11:50:00	a.m.	29.776	99%	87.24

N°	Fecha	Hora	am/pm	TIRANTE (CM) PUNTO P-11 COLEC. LOS SUREÑOS	TIRANTE (%)	Q (L/S) PUNTO P-11 COLEC. LOS SUREÑOS
52	16/08/15	11:55:00	a.m.	29.423	98%	88.48
53	16/08/15	12:00:00	p.m.	29.233	97%	89.23
54	16/08/15	12:05:00	p.m.	29.467	98%	88.48
55	16/08/15	12:10:00	p.m.	29.406	98%	88.48
56	16/08/15	12:15:00	p.m.	29.962	100%	83.73
57	16/08/15	12:20:00	p.m.	29.551	99%	87.24
58	16/08/15	12:25:00	p.m.	29.782	99%	87.24
59	16/08/15	12:30:00	p.m.	29.929	100%	83.73
60	16/08/15	12:35:00	p.m.	29.783	99%	87.24
61	16/08/15	12:40:00	p.m.	29.856	100%	83.73
62	16/08/15	12:45:00	p.m.	29.462	98%	88.48
63	16/08/15	12:50:00	p.m.	29.711	99%	87.24
64	16/08/15	12:55:00	p.m.	29.142	97%	89.23
65	16/08/15	01:00:00	p.m.	29.134	97%	89.23
66	16/08/15	01:05:00	p.m.	29.473	98%	88.48
67	16/08/15	01:10:00	p.m.	29.255	98%	88.48
68	16/08/15	01:15:00	p.m.	28.863	96%	89.70
69	16/08/15	01:20:00	p.m.	29.054	97%	89.23
70	16/08/15	01:25:00	p.m.	29.09	97%	89.23
71	16/08/15	01:30:00	p.m.	29.223	97%	89.23
72	16/08/15	01:35:00	p.m.	29.233	97%	89.23
73	16/08/15	01:40:00	p.m.	29.199	97%	89.23
74	16/08/15	01:45:00	p.m.	29.417	98%	88.48
75	16/08/15	01:50:00	p.m.	29.396	98%	88.48
76	16/08/15	01:55:00	p.m.	29.147	97%	89.23
77	16/08/15	02:00:00	p.m.	29.112	97%	89.23
78	16/08/15	02:05:00	p.m.	28.805	96%	89.70
79	16/08/15	02:10:00	p.m.	28.535	95%	89.97
80	16/08/15	02:15:00	p.m.	28.563	95%	89.97
81	16/08/15	02:20:00	p.m.	28.559	95%	89.97
82	16/08/15	02:25:00	p.m.	28.42	95%	89.97
83	16/08/15	02:30:00	p.m.	28.561	95%	89.97
84	16/08/15	02:35:00	p.m.	28.291	94%	90.07
85	16/08/15	02:40:00	p.m.	28.223	94%	90.07
86	16/08/15	02:45:00	p.m.	28.113	94%	90.07
87	16/08/15	02:50:00	p.m.	28.096	94%	90.07
88	16/08/15	02:55:00	p.m.	27.923	93%	90.02
89	16/08/15	03:00:00	p.m.	27.702	92%	89.86
90	16/08/15	03:05:00	p.m.	27.635	92%	89.86
91	16/08/15	03:10:00	p.m.	27.817	93%	90.02
92	16/08/15	03:15:00	p.m.	27.434	91%	89.60
93	16/08/15	03:20:00	p.m.	27.183	91%	89.60

N°	Fecha	Hora	am/pm	TIRANTE (CM) PUNTO P-11 COLEC. LOS SUREÑOS	TIRANTE (%)	Q (L/S) PUNTO P-11 COLEC. LOS SUREÑOS
94	16/08/15	03:25:00	p.m.	26.799	89%	88.79
95	16/08/15	03:30:00	p.m.	26.684	89%	88.79
96	16/08/15	03:35:00	p.m.	26.53	88%	88.27
97	16/08/15	03:40:00	p.m.	25.793	86%	87.00
98	16/08/15	03:45:00	p.m.	25.821	86%	87.00
99	16/08/15	03:50:00	p.m.	25.592	85%	86.28
100	16/08/15	03:55:00	p.m.	24.723	82%	83.76
101	16/08/15	04:00:00	p.m.	24.485	82%	83.76
102	16/08/15	04:05:00	p.m.	24.001	80%	81.84
103	16/08/15	04:10:00	p.m.	23.713	79%	80.82
104	16/08/15	04:15:00	p.m.	23.884	80%	81.84
105	16/08/15	04:20:00	p.m.	23.609	79%	80.82
106	16/08/15	04:25:00	p.m.	23.92	80%	81.84
107	16/08/15	04:30:00	p.m.	24.517	82%	83.76
108	16/08/15	04:35:00	p.m.	24.558	82%	83.76
109	16/08/15	04:40:00	p.m.	24.035	80%	81.84
110	16/08/15	04:45:00	p.m.	23.761	79%	80.82
111	16/08/15	04:50:00	p.m.	23.388	78%	79.75
112	16/08/15	04:55:00	p.m.	23.125	77%	78.65
113	16/08/15	05:00:00	p.m.	23.038	77%	78.65
114	16/08/15	05:05:00	p.m.	23.094	77%	78.65
115	16/08/15	05:10:00	p.m.	23.179	77%	78.65
116	16/08/15	05:15:00	p.m.	23.11	77%	78.65
117	16/08/15	05:20:00	p.m.	23.015	77%	78.65
118	16/08/15	05:25:00	p.m.	22.876	76%	77.52
119	16/08/15	05:30:00	p.m.	22.911	76%	77.52
120	16/08/15	05:35:00	p.m.	22.811	76%	77.52
121	16/08/15	05:40:00	p.m.	22.567	75%	76.35
122	16/08/15	05:45:00	p.m.	22.394	75%	76.35
123	16/08/15	05:50:00	p.m.	22.37	75%	76.35
124	16/08/15	05:55:00	p.m.	22.268	74%	75.15
125	16/08/15	06:00:00	p.m.	22.219	74%	75.15
126	16/08/15	06:05:00	p.m.	21.873	73%	73.93
127	16/08/15	06:10:00	p.m.	22.188	74%	75.15
128	16/08/15	06:15:00	p.m.	23.25	78%	79.75
129	16/08/15	06:20:00	p.m.	23.343	78%	79.75
130	16/08/15	06:25:00	p.m.	23.209	77%	78.65
131	16/08/15	06:30:00	p.m.	23.069	77%	78.65
132	16/08/15	06:35:00	p.m.	23.133	77%	78.65
133	16/08/15	06:40:00	p.m.	22.796	76%	77.52
134	16/08/15	06:45:00	p.m.	22.803	76%	77.52
135	16/08/15	06:50:00	p.m.	23.222	77%	78.65

N°	Fecha	Hora	am/pm	TIRANTE (CM) PUNTO P-11 COLEC. LOS SUREÑOS	TIRANTE (%)	Q (L/S) PUNTO P-11 COLEC. LOS SUREÑOS
136	16/08/15	06:55:00	p.m.	23.133	77%	78.65
137	16/08/15	07:00:00	p.m.	22.943	76%	77.52
138	16/08/15	07:05:00	p.m.	22.833	76%	77.52
139	16/08/15	07:10:00	p.m.	22.589	75%	76.35
140	16/08/15	07:15:00	p.m.	21.985	73%	73.93
141	16/08/15	07:20:00	p.m.	21.22	71%	71.40
142	16/08/15	07:25:00	p.m.	21.363	71%	71.40
143	16/08/15	07:30:00	p.m.	20.975	70%	70.10
144	16/08/15	07:35:00	p.m.	20.811	69%	68.78
145	16/08/15	07:40:00	p.m.	20.75	69%	68.78
146	16/08/15	07:45:00	p.m.	20.904	70%	70.10
147	16/08/15	07:50:00	p.m.	20.83	69%	68.78
148	16/08/15	07:55:00	p.m.	20.521	68%	67.44
149	16/08/15	08:00:00	p.m.	20.562	69%	68.78
150	16/08/15	08:05:00	p.m.	20.725	69%	68.78
151	16/08/15	08:10:00	p.m.	20.299	68%	67.44
152	16/08/15	08:15:00	p.m.	20.389	68%	67.44
153	16/08/15	08:20:00	p.m.	20.387	68%	67.44
154	16/08/15	08:25:00	p.m.	20.084	67%	66.09
155	16/08/15	08:30:00	p.m.	20.024	67%	66.09
156	16/08/15	08:35:00	p.m.	20.087	67%	66.09
157	16/08/15	08:40:00	p.m.	20.078	67%	66.09
158	16/08/15	08:45:00	p.m.	20.27	68%	67.44
159	16/08/15	08:50:00	p.m.	20.292	68%	67.44
160	16/08/15	08:55:00	p.m.	20.138	67%	66.09
161	16/08/15	09:00:00	p.m.	20.409	68%	67.44
162	16/08/15	09:05:00	p.m.	20.197	67%	66.09
163	16/08/15	09:10:00	p.m.	19.864	66%	64.72
164	16/08/15	09:15:00	p.m.	19.896	66%	64.72
165	16/08/15	09:20:00	p.m.	19.907	66%	64.72
166	16/08/15	09:25:00	p.m.	19.957	67%	66.09
167	16/08/15	09:30:00	p.m.	20.067	67%	66.09
168	16/08/15	09:35:00	p.m.	20.34	68%	67.44
169	16/08/15	09:40:00	p.m.	20.377	68%	67.44
170	16/08/15	09:45:00	p.m.	20.502	68%	67.44
171	16/08/15	09:50:00	p.m.	20.126	67%	66.09
172	16/08/15	09:55:00	p.m.	20.19	67%	66.09
173	16/08/15	10:00:00	p.m.	20.204	67%	66.09
174	16/08/15	10:05:00	p.m.	20.03	67%	66.09
175	16/08/15	10:10:00	p.m.	19.711	66%	64.72
176	16/08/15	10:15:00	p.m.	19.537	65%	63.33
177	16/08/15	10:20:00	p.m.	20.13	67%	66.09

N°	Fecha	Hora	am/pm	TIRANTE (CM) PUNTO P-11 COLEC. LOS SUREÑOS	TIRANTE (%)	Q (L/S) PUNTO P-11 COLEC. LOS SUREÑOS
178	16/08/15	10:25:00	p.m.	19.743	66%	64.72
179	16/08/15	10:30:00	p.m.	19.652	66%	64.72
180	16/08/15	10:35:00	p.m.	19.471	65%	63.33
181	16/08/15	10:40:00	p.m.	19.308	64%	61.94
182	16/08/15	10:45:00	p.m.	19.63	65%	63.33
183	16/08/15	10:50:00	p.m.	19.155	64%	61.94
184	16/08/15	10:55:00	p.m.	18.951	63%	60.53
185	16/08/15	11:00:00	p.m.	18.802	63%	60.53
186	16/08/15	11:05:00	p.m.	18.75	63%	60.53
187	16/08/15	11:10:00	p.m.	18.645	62%	59.11
188	16/08/15	11:15:00	p.m.	18.255	61%	57.68
189	16/08/15	11:20:00	p.m.	17.507	58%	53.37
190	16/08/15	11:25:00	p.m.	17.44	58%	53.37
191	16/08/15	11:30:00	p.m.	17.046	57%	51.93
192	16/08/15	11:35:00	p.m.	17.168	57%	51.93
193	16/08/15	11:40:00	p.m.	16.852	56%	50.49
194	16/08/15	11:45:00	p.m.	16.625	55%	49.04
195	16/08/15	11:50:00	p.m.	16.886	56%	50.49
196	16/08/15	11:55:00	p.m.	16.674	56%	50.49
197	17/08/15	12:00:00	a.m.	16.406	55%	49.04
198	17/08/15	12:05:00	a.m.	16.145	54%	47.60
199	17/08/15	12:10:00	a.m.	15.803	53%	46.16
200	17/08/15	12:15:00	a.m.	15.747	52%	44.72
201	17/08/15	12:20:00	a.m.	15.688	52%	44.72
202	17/08/15	12:25:00	a.m.	15.688	52%	44.72
203	17/08/15	12:30:00	a.m.	15.628	52%	44.72
204	17/08/15	12:35:00	a.m.	15.635	52%	44.72
205	17/08/15	12:40:00	a.m.	15.442	51%	43.29
206	17/08/15	12:45:00	a.m.	15.204	51%	43.29
207	17/08/15	12:50:00	a.m.	15.271	51%	43.29
208	17/08/15	12:55:00	a.m.	15.353	51%	43.29
209	17/08/15	01:00:00	a.m.	15.397	51%	43.29
210	17/08/15	01:05:00	a.m.	15.408	51%	43.29
211	17/08/15	01:10:00	a.m.	15.271	51%	43.29
212	17/08/15	01:15:00	a.m.	14.943	50%	41.86
213	17/08/15	01:20:00	a.m.	14.85	50%	41.86
214	17/08/15	01:25:00	a.m.	14.783	49%	40.45
215	17/08/15	01:30:00	a.m.	14.534	48%	39.04
216	17/08/15	01:35:00	a.m.	14.441	48%	39.04
217	17/08/15	01:40:00	a.m.	14.188	47%	37.64
218	17/08/15	01:45:00	a.m.	13.969	47%	37.64
219	17/08/15	01:50:00	a.m.	14.013	47%	37.64

N°	Fecha	Hora	am/pm	TIRANTE (CM) PUNTO P-11 COLEC. LOS SUREÑOS	TIRANTE (%)	Q (L/S) PUNTO P-11 COLEC. LOS SUREÑOS
220	17/08/15	01:55:00	a.m.	13.987	47%	37.64
221	17/08/15	02:00:00	a.m.	13.946	46%	36.25
222	17/08/15	02:05:00	a.m.	13.812	46%	36.25
223	17/08/15	02:10:00	a.m.	13.585	45%	34.88
224	17/08/15	02:15:00	a.m.	13.522	45%	34.88
225	17/08/15	02:20:00	a.m.	13.541	45%	34.88
226	17/08/15	02:25:00	a.m.	13.41	45%	34.88
227	17/08/15	02:30:00	a.m.	13.351	45%	34.88
228	17/08/15	02:35:00	a.m.	13.422	45%	34.88
229	17/08/15	02:40:00	a.m.	13.143	44%	33.51
230	17/08/15	02:45:00	a.m.	13.277	44%	33.51
231	17/08/15	02:50:00	a.m.	13.135	44%	33.51
232	17/08/15	02:55:00	a.m.	13.228	44%	33.51
233	17/08/15	03:00:00	a.m.	13.236	44%	33.51
234	17/08/15	03:05:00	a.m.	13.157	44%	33.51
235	17/08/15	03:10:00	a.m.	12.864	43%	32.16
236	17/08/15	03:15:00	a.m.	12.934	43%	32.16
237	17/08/15	03:20:00	a.m.	12.789	43%	32.16
238	17/08/15	03:25:00	a.m.	12.867	43%	32.16
239	17/08/15	03:30:00	a.m.	12.96	43%	32.16
240	17/08/15	03:35:00	a.m.	12.878	43%	32.16
241	17/08/15	03:40:00	a.m.	12.916	43%	32.16
242	17/08/15	03:45:00	a.m.	13.009	43%	32.16
243	17/08/15	03:50:00	a.m.	12.875	43%	32.16
244	17/08/15	03:55:00	a.m.	12.808	43%	32.16
245	17/08/15	04:00:00	a.m.	12.908	43%	32.16
246	17/08/15	04:05:00	a.m.	12.826	43%	32.16
247	17/08/15	04:10:00	a.m.	12.8	43%	32.16
248	17/08/15	04:15:00	a.m.	12.782	43%	32.16
249	17/08/15	04:20:00	a.m.	12.986	43%	32.16
250	17/08/15	04:25:00	a.m.	12.971	43%	32.16
251	17/08/15	04:30:00	a.m.	12.986	43%	32.16
252	17/08/15	04:35:00	a.m.	13.206	44%	33.51
253	17/08/15	04:40:00	a.m.	13.273	44%	33.51
254	17/08/15	04:45:00	a.m.	13.079	44%	33.51
255	17/08/15	04:50:00	a.m.	13.083	44%	33.51
256	17/08/15	04:55:00	a.m.	13.329	44%	33.51
257	17/08/15	05:00:00	a.m.	13.191	44%	33.51
258	17/08/15	05:05:00	a.m.	13.414	45%	34.88
259	17/08/15	05:10:00	a.m.	13.474	45%	34.88
260	17/08/15	05:15:00	a.m.	13.675	46%	36.25
261	17/08/15	05:20:00	a.m.	13.831	46%	36.25

N°	Fecha	Hora	am/pm	TIRANTE (CM) PUNTO P-11 COLEC. LOS SUREÑOS	TIRANTE (%)	Q (L/S) PUNTO P-11 COLEC. LOS SUREÑOS
262	17/08/15	05:25:00	a.m.	14.236	47%	37.64
263	17/08/15	05:30:00	a.m.	14.333	48%	39.04
264	17/08/15	05:35:00	a.m.	14.672	49%	40.45
265	17/08/15	05:40:00	a.m.	14.884	50%	41.86
266	17/08/15	05:45:00	a.m.	15.26	51%	43.29
267	17/08/15	05:50:00	a.m.	15.249	51%	43.29
268	17/08/15	05:55:00	a.m.	15.275	51%	43.29
269	17/08/15	06:00:00	a.m.	15.587	52%	44.72
270	17/08/15	06:05:00	a.m.	15.624	52%	44.72
271	17/08/15	06:10:00	a.m.	15.609	52%	44.72
272	17/08/15	06:15:00	a.m.	15.844	53%	46.16
273	17/08/15	06:20:00	a.m.	16.026	53%	46.16
274	17/08/15	06:25:00	a.m.	16.603	55%	49.04
275	17/08/15	06:30:00	a.m.	17.016	57%	51.93
276	17/08/15	06:35:00	a.m.	17.388	58%	53.37
277	17/08/15	06:40:00	a.m.	17.697	59%	54.81
278	17/08/15	06:45:00	a.m.	19.155	64%	61.94
279	17/08/15	06:50:00	a.m.	19.339	64%	61.94
280	17/08/15	06:55:00	a.m.	21.559	72%	72.68
281	17/08/15	07:00:00	a.m.	21.907	73%	73.93
282	17/08/15	07:05:00	a.m.	22.487	75%	76.35
283	17/08/15	07:10:00	a.m.	23.073	77%	78.65
284	17/08/15	07:15:00	a.m.	23.882	80%	81.84
285	17/08/15	07:20:00	a.m.	24.682	82%	83.76
286	17/08/15	07:25:00	a.m.	25.227	84%	85.49
287	17/08/15	07:30:00	a.m.	26.109	87%	87.67
288	17/08/15	07:35:00	a.m.	26.28	88%	88.27
289	17/08/15	07:40:00	a.m.	26.267	88%	88.27
290	17/08/15	07:45:00	a.m.	26.407	88%	88.27
291	17/08/15	07:50:00	a.m.	26.662	89%	88.79
292	17/08/15	07:55:00	a.m.	26.727	89%	88.79
293	17/08/15	08:00:00	a.m.	26.63	89%	88.79
294	17/08/15	08:05:00	a.m.	26.872	90%	89.24
295	17/08/15	08:10:00	a.m.	26.773	89%	88.79
296	17/08/15	08:15:00	a.m.	26.552	89%	88.79
297	17/08/15	08:20:00	a.m.	26.554	89%	88.79
298	17/08/15	08:25:00	a.m.	26.386	88%	88.27
299	17/08/15	08:30:00	a.m.	26.345	88%	88.27
300	17/08/15	08:35:00	a.m.	26.286	88%	88.27
301	17/08/15	08:40:00	a.m.	26.375	88%	88.27
302	17/08/15	08:45:00	a.m.	26.225	87%	87.67
303	17/08/15	08:50:00	a.m.	26.012	87%	87.67

N°	Fecha	Hora	am/pm	TIRANTE (CM) PUNTO P-11 COLEC. LOS SUREÑOS	TIRANTE (%)	Q (L/S) PUNTO P-11 COLEC. LOS SUREÑOS
304	17/08/15	08:55:00	a.m.	25.897	86%	87.00
305	17/08/15	09:00:00	a.m.	25.873	86%	87.00
306	17/08/15	09:05:00	a.m.	25.516	85%	86.28
307	17/08/15	09:10:00	a.m.	25.373	85%	86.28
308	17/08/15	09:15:00	a.m.	25.694	86%	87.00
309	17/08/15	09:20:00	a.m.	25.847	86%	87.00
310	17/08/15	09:30:00	a.m.	25.996	87%	87.67
311	17/08/15	09:35:00	a.m.	26.323	88%	88.27
312	17/08/15	09:40:00	a.m.	26.412	88%	88.27
313	17/08/15	09:45:00	a.m.	26.284	88%	88.27
314	17/08/15	09:50:00	a.m.	26.184	87%	87.67
315	17/08/15	09:55:00	a.m.	26.2	87%	87.67
316	17/08/15	10:00:00	a.m.	26.186	87%	87.67
317	17/08/15	10:05:00	a.m.	26.314	88%	88.27
318	17/08/15	10:10:00	a.m.	26.284	88%	88.27
319	17/08/15	10:15:00	a.m.	26.773	89%	88.79
320	17/08/15	10:20:00	a.m.	26.74	89%	88.79
321	17/08/15	10:25:00	a.m.	26.522	88%	88.27
322	17/08/15	10:30:00	a.m.	26.452	88%	88.27
323	17/08/15	10:35:00	a.m.	26.561	89%	88.79
324	17/08/15	10:40:00	a.m.	26.422	88%	88.27
325	17/08/15	10:45:00	a.m.	26.228	87%	87.67
326	17/08/15	10:50:00	a.m.	26.018	87%	87.67
327	17/08/15	10:55:00	a.m.	26.001	87%	87.67
328	17/08/15	11:00:00	a.m.	26.264	88%	88.27
329	17/08/15	11:05:00	a.m.	26.537	88%	88.27
330	17/08/15	11:10:00	a.m.	26.76	89%	88.79
331	17/08/15	11:15:00	a.m.	26.537	88%	88.27
332	17/08/15	11:20:00	a.m.	26.466	88%	88.27
333	17/08/15	11:25:00	a.m.	26.628	89%	88.79
334	17/08/15	11:30:00	a.m.	26.768	89%	88.79
335	17/08/15	11:35:00	a.m.	26.883	90%	89.24
336	17/08/15	11:40:00	a.m.	26.831	89%	88.79
337	17/08/15	11:45:00	a.m.	26.932	90%	89.24
338	17/08/15	11:50:00	a.m.	26.682	89%	88.79
339	17/08/15	11:55:00	a.m.	26.98	90%	89.24
340	17/08/15	12:00:00	p.m.	26.913	90%	89.24
341	17/08/15	12:05:00	p.m.	26.887	90%	89.24
342	17/08/15	12:10:00	p.m.	27.051	90%	89.24
343	17/08/15	12:15:00	p.m.	27.021	90%	89.24
344	17/08/15	12:20:00	p.m.	26.732	89%	88.79
345	17/08/15	12:25:00	p.m.	27.518	92%	89.86

N°	Fecha	Hora	am/pm	TIRANTE (CM) PUNTO P-11 COLEC. LOS SUREÑOS	TIRANTE (%)	Q (L/S) PUNTO P-11 COLEC. LOS SUREÑOS
346	17/08/15	12:30:00	p.m.	27.605	92%	89.86
347	17/08/15	12:35:00	p.m.	27.335	91%	89.60
348	17/08/15	12:40:00	p.m.	27.304	91%	89.60
349	17/08/15	12:45:00	p.m.	27.549	92%	89.86
350	17/08/15	12:50:00	p.m.	27.335	91%	89.60
351	17/08/15	12:55:00	p.m.	27.22	91%	89.60
352	17/08/15	01:00:00	p.m.	27.289	91%	89.60
353	17/08/15	01:05:00	p.m.	27.354	91%	89.60
354	17/08/15	01:10:00	p.m.	27.482	92%	89.86
355	17/08/15	01:15:00	p.m.	27.499	92%	89.86
356	17/08/15	01:20:00	p.m.	27.417	91%	89.60
357	17/08/15	01:25:00	p.m.	27.261	91%	89.60
358	17/08/15	01:30:00	p.m.	26.732	89%	88.79
359	17/08/15	01:35:00	p.m.	26.838	89%	88.79
360	17/08/15	01:40:00	p.m.	26.658	89%	88.79
361	17/08/15	01:45:00	p.m.	26.665	89%	88.79
362	17/08/15	01:50:00	p.m.	26.578	89%	88.79
363	17/08/15	01:55:00	p.m.	27.118	90%	89.24
364	17/08/15	02:00:00	p.m.	27.099	90%	89.24
365	17/08/15	02:05:00	p.m.	26.829	89%	88.79
366	17/08/15	02:10:00	p.m.	26.515	88%	88.27
367	17/08/15	02:15:00	p.m.	26.677	89%	88.79
368	17/08/15	02:20:00	p.m.	26.911	90%	89.24
369	17/08/15	02:25:00	p.m.	26.68	89%	88.79
370	17/08/15	02:30:00	p.m.	26.753	89%	88.79
371	17/08/15	02:35:00	p.m.	27.203	91%	89.60
372	17/08/15	02:40:00	p.m.	26.972	90%	89.24
373	17/08/15	02:45:00	p.m.	27.012	90%	89.24
374	17/08/15	02:50:00	p.m.	27.075	90%	89.24
375	17/08/15	02:55:00	p.m.	27.151	91%	89.60
376	17/08/15	03:00:00	p.m.	27.185	91%	89.60
377	17/08/15	03:05:00	p.m.	27.451	92%	89.86
378	17/08/15	03:10:00	p.m.	27.609	92%	89.86
379	17/08/15	03:15:00	p.m.	27.663	92%	89.86
380	17/08/15	03:20:00	p.m.	27.562	92%	89.86
381	17/08/15	03:25:00	p.m.	27.612	92%	89.86
382	17/08/15	03:30:00	p.m.	27.372	91%	89.60
383	17/08/15	03:35:00	p.m.	27.46	92%	89.86
384	17/08/15	03:40:00	p.m.	27.233	91%	89.60
385	17/08/15	03:45:00	p.m.	27.179	91%	89.60
386	17/08/15	03:50:00	p.m.	26.891	90%	89.24
387	17/08/15	03:55:00	p.m.	26.414	88%	88.27

N°	Fecha	Hora	am/pm	TIRANTE (CM) PUNTO P-11 COLEC. LOS SUREÑOS	TIRANTE (%)	Q (L/S) PUNTO P-11 COLEC. LOS SUREÑOS
388	17/08/15	04:00:00	p.m.	26.359	88%	88.27
389	17/08/15	04:05:00	p.m.	26.085	87%	87.67
390	17/08/15	04:10:00	p.m.	25.702	86%	87.00
391	17/08/15	04:15:00	p.m.	26.029	87%	87.67
392	17/08/15	04:20:00	p.m.	25.614	85%	86.28
393	17/08/15	04:25:00	p.m.	25.821	86%	87.00
394	17/08/15	04:30:00	p.m.	26.001	87%	87.67
395	17/08/15	04:35:00	p.m.	26.154	87%	87.67
396	17/08/15	04:40:00	p.m.	25.573	85%	86.28
397	17/08/15	04:45:00	p.m.	25.358	85%	86.28
398	17/08/15	04:50:00	p.m.	25.309	84%	85.49
399	17/08/15	04:55:00	p.m.	25.319	84%	85.49
400	17/08/15	05:00:00	p.m.	24.961	83%	84.65
401	17/08/15	05:05:00	p.m.	25.2	84%	85.49
402	17/08/15	05:10:00	p.m.	24.327	81%	82.82
403	17/08/15	05:15:00	p.m.	23.903	80%	81.84
404	17/08/15	05:20:00	p.m.	23.488	78%	79.75
405	17/08/15	05:25:00	p.m.	22.885	76%	77.52
406	17/08/15	05:30:00	p.m.	22.569	75%	76.35
407	17/08/15	05:35:00	p.m.	22.362	75%	76.35
408	17/08/15	05:40:00	p.m.	22.325	74%	75.15
409	17/08/15	05:45:00	p.m.	22.66	76%	77.52
410	17/08/15	05:50:00	p.m.	22.256	74%	75.15
411	17/08/15	05:55:00	p.m.	22.294	74%	75.15
412	17/08/15	06:00:00	p.m.	22.671	76%	77.52
413	17/08/15	06:05:00	p.m.	22.141	74%	75.15
414	17/08/15	06:10:00	p.m.	22.026	73%	73.93
415	17/08/15	06:15:00	p.m.	22.067	74%	75.15
416	17/08/15	06:20:00	p.m.	22.496	75%	76.35
417	17/08/15	06:25:00	p.m.	21.799	73%	73.93
418	17/08/15	06:30:00	p.m.	21.907	73%	73.93
419	17/08/15	06:35:00	p.m.	22.269	74%	75.15
420	17/08/15	06:40:00	p.m.	22.031	73%	73.93
421	17/08/15	06:45:00	p.m.	21.834	73%	73.93
422	17/08/15	06:50:00	p.m.	21.771	73%	73.93
423	17/08/15	06:55:00	p.m.	22.798	76%	77.52
424	17/08/15	07:00:00	p.m.	23.3	78%	79.75
425	17/08/15	07:05:00	p.m.	22.695	76%	77.52
426	17/08/15	07:10:00	p.m.	21.989	73%	73.93
427	17/08/15	07:15:00	p.m.	21.739	72%	72.68
428	17/08/15	07:20:00	p.m.	21.257	71%	71.40
429	17/08/15	07:25:00	p.m.	21.427	71%	71.40

N°	Fecha	Hora	am/pm	TIRANTE (CM) PUNTO P-11 COLEC. LOS SUREÑOS	TIRANTE (%)	Q (L/S) PUNTO P-11 COLEC. LOS SUREÑOS
430	17/08/15	07:30:00	p.m.	21.471	72%	72.68
431	17/08/15	07:35:00	p.m.	21.179	71%	71.40
432	17/08/15	07:40:00	p.m.	20.936	70%	70.10
433	17/08/15	07:45:00	p.m.	20.824	69%	68.78
434	17/08/15	07:50:00	p.m.	20.943	70%	70.10
435	17/08/15	07:55:00	p.m.	21.021	70%	70.10
436	17/08/15	08:00:00	p.m.	20.677	69%	68.78
437	17/08/15	08:05:00	p.m.	20.58	69%	68.78
438	17/08/15	08:10:00	p.m.	20.66	69%	68.78
439	17/08/15	08:15:00	p.m.	20.617	69%	68.78
440	17/08/15	08:20:00	p.m.	20.684	69%	68.78
441	17/08/15	08:25:00	p.m.	20.644	69%	68.78
442	17/08/15	08:30:00	p.m.	20.573	69%	68.78
443	17/08/15	08:35:00	p.m.	20.469	68%	67.44
444	17/08/15	08:40:00	p.m.	20.346	68%	67.44
445	17/08/15	08:45:00	p.m.	20.184	67%	66.09
446	17/08/15	08:50:00	p.m.	20.117	67%	66.09
447	17/08/15	08:55:00	p.m.	20.022	67%	66.09
448	17/08/15	09:00:00	p.m.	20.158	67%	66.09
449	17/08/15	09:05:00	p.m.	20.089	67%	66.09
450	17/08/15	09:10:00	p.m.	19.97	67%	66.09
451	17/08/15	09:15:00	p.m.	20.022	67%	66.09
452	17/08/15	09:20:00	p.m.	19.762	66%	64.72
453	17/08/15	09:25:00	p.m.	19.912	66%	64.72
454	17/08/15	09:30:00	p.m.	19.661	66%	64.72
455	17/08/15	09:35:00	p.m.	19.477	65%	63.33
456	17/08/15	09:40:00	p.m.	19.524	65%	63.33
457	17/08/15	09:45:00	p.m.	19.741	66%	64.72
458	17/08/15	09:50:00	p.m.	19.436	65%	63.33
459	17/08/15	09:55:00	p.m.	19.594	65%	63.33
460	17/08/15	10:00:00	p.m.	19.7	66%	64.72
461	17/08/15	10:05:00	p.m.	19.836	66%	64.72
462	17/08/15	10:10:00	p.m.	19.447	65%	63.33
463	17/08/15	10:15:00	p.m.	19.499	65%	63.33
464	17/08/15	10:20:00	p.m.	19.401	65%	63.33
465	17/08/15	10:25:00	p.m.	19.239	64%	61.94
466	17/08/15	10:30:00	p.m.	18.93	63%	60.53
467	17/08/15	10:35:00	p.m.	18.954	63%	60.53
468	17/08/15	10:40:00	p.m.	19.198	64%	61.94
469	17/08/15	10:45:00	p.m.	18.975	63%	60.53
470	17/08/15	10:50:00	p.m.	18.971	63%	60.53
471	17/08/15	10:55:00	p.m.	18.915	63%	60.53

N°	Fecha	Hora	am/pm	TIRANTE (CM) PUNTO P-11 COLEC. LOS SUREÑOS	TIRANTE (%)	Q (L/S) PUNTO P-11 COLEC. LOS SUREÑOS
472	17/08/15	11:00:00	p.m.	18.433	61%	57.68
473	17/08/15	11:05:00	p.m.	18.597	62%	59.11
474	17/08/15	11:10:00	p.m.	18.476	62%	59.11
475	17/08/15	11:15:00	p.m.	18.504	62%	59.11
476	17/08/15	11:20:00	p.m.	18.073	60%	56.25
477	17/08/15	11:25:00	p.m.	17.965	60%	56.25
478	17/08/15	11:30:00	p.m.	17.95	60%	56.25
479	17/08/15	11:35:00	p.m.	17.715	59%	54.81
480	17/08/15	11:40:00	p.m.	17.444	58%	53.37
481	17/08/15	11:45:00	p.m.	17.57	59%	54.81
482	17/08/15	11:50:00	p.m.	17.485	58%	53.37
483	17/08/15	11:55:00	p.m.	17.496	58%	53.37
484	18/08/15	12:00:00	a.m.	17.455	58%	53.37
485	18/08/15	12:05:00	a.m.	17.276	58%	53.37
486	18/08/15	12:10:00	a.m.	17.068	57%	51.93
487	18/08/15	12:15:00	a.m.	16.867	56%	50.49
488	18/08/15	12:20:00	a.m.	16.845	56%	50.49
489	18/08/15	12:25:00	a.m.	16.67	56%	50.49
490	18/08/15	12:30:00	a.m.	16.406	55%	49.04
491	18/08/15	12:35:00	a.m.	16.212	54%	47.60
492	18/08/15	12:40:00	a.m.	15.989	53%	46.16
493	18/08/15	12:45:00	a.m.	16.123	54%	47.60
494	18/08/15	12:50:00	a.m.	15.743	52%	44.72
495	18/08/15	12:55:00	a.m.	15.632	52%	44.72
496	18/08/15	01:00:00	a.m.	15.676	52%	44.72
497	18/08/15	01:05:00	a.m.	15.661	52%	44.72
498	18/08/15	01:10:00	a.m.	15.617	52%	44.72
499	18/08/15	01:15:00	a.m.	15.524	52%	44.72
500	18/08/15	01:20:00	a.m.	15.211	51%	43.29
501	18/08/15	01:25:00	a.m.	15.275	51%	43.29
502	18/08/15	01:30:00	a.m.	15.252	51%	43.29
503	18/08/15	01:35:00	a.m.	15.293	51%	43.29
504	18/08/15	01:40:00	a.m.	14.932	50%	41.86
505	18/08/15	01:45:00	a.m.	14.724	49%	40.45
506	18/08/15	01:50:00	a.m.	14.478	48%	39.04
507	18/08/15	01:55:00	a.m.	14.415	48%	39.04
508	18/08/15	02:00:00	a.m.	14.367	48%	39.04
509	18/08/15	02:05:00	a.m.	13.961	47%	37.64
510	18/08/15	02:10:00	a.m.	13.954	47%	37.64
511	18/08/15	02:15:00	a.m.	13.913	46%	36.25
512	18/08/15	02:20:00	a.m.	13.801	46%	36.25
513	18/08/15	02:25:00	a.m.	13.611	45%	34.88

N°	Fecha	Hora	am/pm	TIRANTE (CM) PUNTO P-11 COLEC. LOS SUREÑOS	TIRANTE (%)	Q (L/S) PUNTO P-11 COLEC. LOS SUREÑOS
514	18/08/15	02:30:00	a.m.	13.63	45%	34.88
515	18/08/15	02:35:00	a.m.	13.608	45%	34.88
516	18/08/15	02:40:00	a.m.	13.641	45%	34.88
517	18/08/15	02:45:00	a.m.	13.578	45%	34.88
518	18/08/15	02:50:00	a.m.	13.381	45%	34.88
519	18/08/15	02:55:00	a.m.	13.496	45%	34.88
520	18/08/15	03:00:00	a.m.	13.437	45%	34.88
521	18/08/15	03:05:00	a.m.	13.377	45%	34.88
522	18/08/15	03:10:00	a.m.	13.34	44%	33.51
523	18/08/15	03:15:00	a.m.	13.288	44%	33.51
524	18/08/15	03:20:00	a.m.	13.187	44%	33.51
525	18/08/15	03:25:00	a.m.	13.161	44%	33.51
526	18/08/15	03:30:00	a.m.	13.269	44%	33.51
527	18/08/15	03:35:00	a.m.	13.254	44%	33.51
528	18/08/15	03:40:00	a.m.	13.254	44%	33.51
529	18/08/15	03:45:00	a.m.	13.306	44%	33.51
530	18/08/15	03:50:00	a.m.	13.254	44%	33.51
531	18/08/15	03:55:00	a.m.	13.247	44%	33.51
532	18/08/15	04:00:00	a.m.	13.396	45%	34.88
533	18/08/15	04:05:00	a.m.	13.47	45%	34.88
534	18/08/15	04:10:00	a.m.	13.459	45%	34.88
535	18/08/15	04:15:00	a.m.	13.329	44%	33.51
536	18/08/15	04:20:00	a.m.	13.355	45%	34.88
537	18/08/15	04:25:00	a.m.	13.485	45%	34.88
538	18/08/15	04:30:00	a.m.	13.507	45%	34.88
539	18/08/15	04:35:00	a.m.	13.567	45%	34.88
540	18/08/15	04:40:00	a.m.	13.451	45%	34.88
541	18/08/15	04:45:00	a.m.	13.593	45%	34.88
542	18/08/15	04:50:00	a.m.	13.597	45%	34.88
543	18/08/15	04:55:00	a.m.	13.708	46%	36.25
544	18/08/15	05:00:00	a.m.	13.935	46%	36.25
545	18/08/15	05:05:00	a.m.	13.853	46%	36.25
546	18/08/15	05:10:00	a.m.	13.801	46%	36.25
547	18/08/15	05:15:00	a.m.	13.916	46%	36.25
548	18/08/15	05:20:00	a.m.	14.277	48%	39.04
549	18/08/15	05:25:00	a.m.	14.605	49%	40.45
550	18/08/15	05:30:00	a.m.	14.787	49%	40.45
551	18/08/15	05:35:00	a.m.	14.94	50%	41.86
552	18/08/15	05:40:00	a.m.	15.222	51%	43.29
553	18/08/15	05:45:00	a.m.	15.542	52%	44.72
554	18/08/15	05:50:00	a.m.	15.609	52%	44.72
555	18/08/15	05:55:00	a.m.	15.613	52%	44.72

N°	Fecha	Hora	am/pm	TIRANTE (CM) PUNTO P-11 COLEC. LOS SUREÑOS	TIRANTE (%)	Q (L/S) PUNTO P-11 COLEC. LOS SUREÑOS
556	18/08/15	06:00:00	a.m.	15.795	53%	46.16
557	18/08/15	06:05:00	a.m.	15.922	53%	46.16
558	18/08/15	06:10:00	a.m.	16.279	54%	47.60
559	18/08/15	06:15:00	a.m.	16.554	55%	49.04
560	18/08/15	06:20:00	a.m.	17.016	57%	51.93
561	18/08/15	06:25:00	a.m.	16.986	57%	51.93
562	18/08/15	06:30:00	a.m.	18.093	60%	56.25
563	18/08/15	06:35:00	a.m.	18.199	61%	57.68
564	18/08/15	06:40:00	a.m.	19.52	65%	63.33
565	18/08/15	06:45:00	a.m.	20.037	67%	66.09
566	18/08/15	06:50:00	a.m.	20.986	70%	70.10
567	18/08/15	06:55:00	a.m.	21.992	73%	73.93
568	18/08/15	07:00:00	a.m.	22.822	76%	77.52
569	18/08/15	07:05:00	a.m.	23.603	79%	80.82
570	18/08/15	07:10:00	a.m.	24.014	80%	81.84
571	18/08/15	07:15:00	a.m.	24.407	81%	82.82
572	18/08/15	07:20:00	a.m.	25.255	84%	85.49
573	18/08/15	07:25:00	a.m.	25.681	86%	87.00
574	18/08/15	07:30:00	a.m.	26.305	88%	88.27
575	18/08/15	07:35:00	a.m.	26.42	88%	88.27
576	18/08/15	07:40:00	a.m.	26.647	89%	88.79
577	18/08/15	07:45:00	a.m.	26.718	89%	88.79
578	18/08/15	07:50:00	a.m.	26.887	90%	89.24
579	18/08/15	07:55:00	a.m.	26.818	89%	88.79
580	18/08/15	08:00:00	a.m.	26.963	90%	89.24
581	18/08/15	08:05:00	a.m.	26.913	90%	89.24
582	18/08/15	08:10:00	a.m.	26.852	90%	89.24
583	18/08/15	08:15:00	a.m.	26.818	89%	88.79
584	18/08/15	08:20:00	a.m.	26.615	89%	88.79
585	18/08/15	08:25:00	a.m.	26.602	89%	88.79
586	18/08/15	08:30:00	a.m.	26.461	88%	88.27
587	18/08/15	08:35:00	a.m.	26.582	89%	88.79
588	18/08/15	08:40:00	a.m.	26.297	88%	88.27
589	18/08/15	08:45:00	a.m.	25.977	87%	87.67
590	18/08/15	08:50:00	a.m.	25.683	86%	87.00
591	18/08/15	08:55:00	a.m.	26.011	87%	87.67
592	18/08/15	09:00:00	a.m.	25.622	85%	86.28
593	18/08/15	09:05:00	a.m.	25.735	86%	87.00
594	18/08/15	09:10:00	a.m.	25.866	86%	87.00
595	18/08/15	09:15:00	a.m.	25.947	86%	87.00
596	18/08/15	09:20:00	a.m.	26.042	87%	87.67
597	18/08/15	09:25:00	a.m.	25.56	85%	86.28

N°	Fecha	Hora	am/pm	TIRANTE (CM) PUNTO P-11 COLEC. LOS SUREÑOS	TIRANTE (%)	Q (L/S) PUNTO P-11 COLEC. LOS SUREÑOS
598	18/08/15	09:30:00	a.m.	25.709	86%	87.00
599	18/08/15	09:35:00	a.m.	25.901	86%	87.00
600	18/08/15	09:40:00	a.m.	26.189	87%	87.67
601	18/08/15	09:45:00	a.m.	26.154	87%	87.67
602	18/08/15	09:50:00	a.m.	25.828	86%	87.00
603	18/08/15	09:55:00	a.m.	25.942	86%	87.00
604	18/08/15	10:00:00	a.m.	26.1	87%	87.67
605	18/08/15	10:05:00	a.m.	26.117	87%	87.67
606	18/08/15	10:10:00	a.m.	26.228	87%	87.67
607	18/08/15	10:15:00	a.m.	26.472	88%	88.27
608	18/08/15	10:20:00	a.m.	26.102	87%	87.67
609	18/08/15	10:25:00	a.m.	26.096	87%	87.67
610	18/08/15	10:30:00	a.m.	26.452	88%	88.27
611	18/08/15	10:35:00	a.m.	26.984	90%	89.24
612	18/08/15	10:40:00	a.m.	26.812	89%	88.79
613	18/08/15	10:45:00	a.m.	26.239	87%	87.67
614	18/08/15	10:50:00	a.m.	26.509	88%	88.27
615	18/08/15	10:55:00	a.m.	26.943	90%	89.24
616	18/08/15	11:00:00	a.m.	26.766	89%	88.79
617	18/08/15	11:05:00	a.m.	26.969	90%	89.24
618	18/08/15	11:10:00	a.m.	26.974	90%	89.24
619	18/08/15	11:15:00	a.m.	26.805	89%	88.79
620	18/08/15	11:20:00	a.m.	26.926	90%	89.24
621	18/08/15	11:25:00	a.m.	26.989	90%	89.24
622	18/08/15	11:30:00	a.m.	27.09	90%	89.24
623	18/08/15	11:35:00	a.m.	26.956	90%	89.24
624	18/08/15	11:40:00	a.m.	27.283	91%	89.60
625	18/08/15	11:45:00	a.m.	27.171	91%	89.60
626	18/08/15	11:50:00	a.m.	27.121	90%	89.24
627	18/08/15	11:55:00	a.m.	27.432	91%	89.60
628	18/08/15	12:00:00	p.m.	27.255	91%	89.60
629	18/08/15	12:05:00	p.m.	27.726	92%	89.86
630	18/08/15	12:10:00	p.m.	28.256	94%	90.07
631	18/08/15	12:15:00	p.m.	28.182	94%	90.07
632	18/08/15	12:20:00	p.m.	27.877	93%	90.02
633	18/08/15	12:25:00	p.m.	27.808	93%	90.02
634	18/08/15	12:30:00	p.m.	27.715	92%	89.86
635	18/08/15	12:35:00	p.m.	28.111	94%	90.07
636	18/08/15	12:40:00	p.m.	28.353	95%	89.97
637	18/08/15	12:45:00	p.m.	28.224	94%	90.07
638	18/08/15	12:50:00	p.m.	28.055	94%	90.07
639	18/08/15	12:55:00	p.m.	28.016	93%	90.02

N°	Fecha	Hora	am/pm	TIRANTE (CM) PUNTO P-11 COLEC. LOS SUREÑOS	TIRANTE (%)	Q (L/S) PUNTO P-11 COLEC. LOS SUREÑOS
640	18/08/15	01:00:00	p.m.	27.676	92%	89.86
641	18/08/15	01:05:00	p.m.	27.527	92%	89.86
642	18/08/15	01:10:00	p.m.	27.434	91%	89.60
643	18/08/15	01:15:00	p.m.	27.488	92%	89.86
644	18/08/15	01:20:00	p.m.	27.41	91%	89.60
645	18/08/15	01:25:00	p.m.	27.304	91%	89.60
646	18/08/15	01:30:00	p.m.	27.231	91%	89.60
647	18/08/15	01:35:00	p.m.	27.211	91%	89.60
648	18/08/15	01:40:00	p.m.	27.279	91%	89.60
649	18/08/15	01:45:00	p.m.	27.4	91%	89.60
650	18/08/15	01:50:00	p.m.	27.298	91%	89.60
651	18/08/15	01:55:00	p.m.	27.012	90%	89.24
652	18/08/15	02:00:00	p.m.	26.377	88%	88.27
653	18/08/15	02:05:00	p.m.	26.572	89%	88.79
654	18/08/15	02:10:00	p.m.	26.532	88%	88.27
655	18/08/15	02:15:00	p.m.	26.591	89%	88.79
656	18/08/15	02:20:00	p.m.	26.398	88%	88.27
657	18/08/15	02:25:00	p.m.	26.219	87%	87.67
658	18/08/15	02:30:00	p.m.	26.429	88%	88.27
659	18/08/15	02:35:00	p.m.	26.433	88%	88.27
660	18/08/15	02:40:00	p.m.	26.621	89%	88.79
661	18/08/15	02:45:00	p.m.	26.654	89%	88.79
662	18/08/15	02:50:00	p.m.	26.295	88%	88.27
663	18/08/15	02:55:00	p.m.	26.256	88%	88.27
664	18/08/15	03:00:00	p.m.	26.247	87%	87.67
665	18/08/15	03:05:00	p.m.	26.055	87%	87.67
666	18/08/15	03:10:00	p.m.	25.341	84%	85.49
667	18/08/15	03:15:00	p.m.	25.181	84%	85.49
668	18/08/15	03:20:00	p.m.	25.337	84%	85.49
669	18/08/15	03:25:00	p.m.	25.458	85%	86.28
670	18/08/15	03:30:00	p.m.	24.932	83%	84.65
671	18/08/15	03:35:00	p.m.	25.371	85%	86.28
672	18/08/15	03:40:00	p.m.	24.641	82%	83.76
673	18/08/15	03:45:00	p.m.	24.736	82%	83.76
674	18/08/15	03:50:00	p.m.	24.563	82%	83.76
675	18/08/15	03:55:00	p.m.	24.364	81%	82.82
676	18/08/15	04:00:00	p.m.	24.424	81%	82.82
677	18/08/15	04:05:00	p.m.	24.658	82%	83.76
678	18/08/15	04:10:00	p.m.	24.37	81%	82.82
679	18/08/15	04:15:00	p.m.	24.037	80%	81.84
680	18/08/15	04:20:00	p.m.	24.009	80%	81.84
681	18/08/15	04:25:00	p.m.	23.789	79%	80.82

N°	Fecha	Hora	am/pm	TIRANTE (CM) PUNTO P-11 COLEC. LOS SUREÑOS	TIRANTE (%)	Q (L/S) PUNTO P-11 COLEC. LOS SUREÑOS
682	18/08/15	04:30:00	p.m.	23.633	79%	80.82
683	18/08/15	04:35:00	p.m.	23.38	78%	79.75
684	18/08/15	04:40:00	p.m.	23.142	77%	78.65
685	18/08/15	04:45:00	p.m.	23.322	78%	79.75
686	18/08/15	04:50:00	p.m.	23.598	79%	80.82
687	18/08/15	04:55:00	p.m.	23.3	78%	79.75
688	18/08/15	05:00:00	p.m.	23.004	77%	78.65
689	18/08/15	05:05:00	p.m.	22.988	77%	78.65
690	18/08/15	05:10:00	p.m.	22.796	76%	77.52
691	18/08/15	05:15:00	p.m.	22.72	76%	77.52
692	18/08/15	05:20:00	p.m.	22.891	76%	77.52
693	18/08/15	05:25:00	p.m.	22.785	76%	77.52
694	18/08/15	05:30:00	p.m.	23.17	77%	78.65
695	18/08/15	05:35:00	p.m.	22.846	76%	77.52
696	18/08/15	05:40:00	p.m.	23.017	77%	78.65
697	18/08/15	05:45:00	p.m.	22.865	76%	77.52
698	18/08/15	05:50:00	p.m.	22.896	76%	77.52
699	18/08/15	05:55:00	p.m.	22.327	74%	75.15
700	18/08/15	06:00:00	p.m.	21.976	73%	73.93
701	18/08/15	06:05:00	p.m.	22.093	74%	75.15
702	18/08/15	06:10:00	p.m.	22.236	74%	75.15
703	18/08/15	06:15:00	p.m.	22.349	74%	75.15
704	18/08/15	06:20:00	p.m.	22.282	74%	75.15
705	18/08/15	06:25:00	p.m.	21.91	73%	73.93
706	18/08/15	06:30:00	p.m.	21.791	73%	73.93
707	18/08/15	06:35:00	p.m.	21.52	72%	72.68
708	18/08/15	06:40:00	p.m.	22.005	73%	73.93
709	18/08/15	06:45:00	p.m.	21.767	73%	73.93
710	18/08/15	06:50:00	p.m.	21.784	73%	73.93
711	18/08/15	06:55:00	p.m.	21.782	73%	73.93
712	18/08/15	07:00:00	p.m.	21.514	72%	72.68
713	18/08/15	07:05:00	p.m.	21.719	72%	72.68
714	18/08/15	07:10:00	p.m.	22.811	76%	77.52
715	18/08/15	07:15:00	p.m.	21.884	73%	73.93
716	18/08/15	07:20:00	p.m.	21.557	72%	72.68
717	18/08/15	07:25:00	p.m.	21.836	73%	73.93
718	18/08/15	07:30:00	p.m.	21.464	72%	72.68
719	18/08/15	07:35:00	p.m.	21.11	70%	70.10
720	18/08/15	07:40:00	p.m.	21.248	71%	71.40
721	18/08/15	07:45:00	p.m.	21.447	71%	71.40
722	18/08/15	07:50:00	p.m.	21.23	71%	71.40
723	18/08/15	07:55:00	p.m.	21.14	70%	70.10

N°	Fecha	Hora	am/pm	TIRANTE (CM) PUNTO P-11 COLEC. LOS SUREÑOS	TIRANTE (%)	Q (L/S) PUNTO P-11 COLEC. LOS SUREÑOS
724	18/08/15	08:00:00	p.m.	21.306	71%	71.40
725	18/08/15	08:05:00	p.m.	21.077	70%	70.10
726	18/08/15	08:10:00	p.m.	21.096	70%	70.10
727	18/08/15	08:15:00	p.m.	21.163	71%	71.40
728	18/08/15	08:20:00	p.m.	21.386	71%	71.40
729	18/08/15	08:25:00	p.m.	20.887	70%	70.10
730	18/08/15	08:30:00	p.m.	20.846	69%	68.78
731	18/08/15	08:35:00	p.m.	21.148	70%	70.10
732	18/08/15	08:40:00	p.m.	21.317	71%	71.40
733	18/08/15	08:45:00	p.m.	21.211	71%	71.40
734	18/08/15	08:50:00	p.m.	20.973	70%	70.10
735	18/08/15	08:55:00	p.m.	21.019	70%	70.10
736	18/08/15	09:00:00	p.m.	20.867	70%	70.10
737	18/08/15	09:05:00	p.m.	20.497	68%	67.44
738	18/08/15	09:10:00	p.m.	20.361	68%	67.44
739	18/08/15	09:15:00	p.m.	20.459	68%	67.44
740	18/08/15	09:20:00	p.m.	19.955	67%	66.09
741	18/08/15	09:25:00	p.m.	20.015	67%	66.09
742	18/08/15	09:30:00	p.m.	19.743	66%	64.72
743	18/08/15	09:35:00	p.m.	19.86	66%	64.72
744	18/08/15	09:40:00	p.m.	20.033	67%	66.09
745	18/08/15	09:45:00	p.m.	19.918	66%	64.72
746	18/08/15	09:50:00	p.m.	19.842	66%	64.72
747	18/08/15	09:55:00	p.m.	21.003	70%	70.10
748	18/08/15	10:00:00	p.m.	25.706	86%	87.00
749	18/08/15	10:05:00	p.m.	26.079	87%	87.67
750	18/08/15	10:10:00	p.m.	25.825	86%	87.00
751	18/08/15	10:15:00	p.m.	25.717	86%	87.00
752	18/08/15	10:20:00	p.m.	26.009	87%	87.67
753	18/08/15	10:25:00	p.m.	25.082	84%	85.49
754	18/08/15	10:30:00	p.m.	20.865	70%	70.10
755	18/08/15	10:35:00	p.m.	19.604	65%	63.33
756	18/08/15	10:40:00	p.m.	19.455	65%	63.33
757	18/08/15	10:45:00	p.m.	19.213	64%	61.94
758	18/08/15	10:50:00	p.m.	19.083	64%	61.94
759	18/08/15	10:55:00	p.m.	19.57	65%	63.33
760	18/08/15	11:00:00	p.m.	19.133	64%	61.94
761	18/08/15	11:05:00	p.m.	18.709	62%	59.11
762	18/08/15	11:10:00	p.m.	18.419	61%	57.68
763	18/08/15	11:15:00	p.m.	18.223	61%	57.68
764	18/08/15	11:20:00	p.m.	17.842	59%	54.81
765	18/08/15	11:25:00	p.m.	17.872	60%	56.25

N°	Fecha	Hora	am/pm	TIRANTE (CM) PUNTO P-11 COLEC. LOS SUREÑOS	TIRANTE (%)	Q (L/S) PUNTO P-11 COLEC. LOS SUREÑOS
766	18/08/15	11:30:00	p.m.	18.073	60%	56.25
767	18/08/15	11:35:00	p.m.	17.89	60%	56.25
768	18/08/15	11:40:00	p.m.	17.808	59%	54.81
769	18/08/15	11:45:00	p.m.	17.823	59%	54.81
770	18/08/15	11:50:00	p.m.	17.522	58%	53.37
771	18/08/15	11:55:00	p.m.	17.31	58%	53.37
772	19/08/15	12:00:00	a.m.	17.459	58%	53.37
773	19/08/15	12:05:00	a.m.	17.235	57%	51.93
774	19/08/15	12:10:00	a.m.	17.313	58%	53.37
775	19/08/15	12:15:00	a.m.	17.057	57%	51.93
776	19/08/15	12:20:00	a.m.	16.826	56%	50.49
777	19/08/15	12:25:00	a.m.	16.398	55%	49.04
778	19/08/15	12:30:00	a.m.	16.469	55%	49.04
779	19/08/15	12:35:00	a.m.	16.45	55%	49.04
780	19/08/15	12:40:00	a.m.	16.409	55%	49.04
781	19/08/15	12:45:00	a.m.	16.309	54%	47.60
782	19/08/15	12:50:00	a.m.	16.141	54%	47.60
783	19/08/15	12:55:00	a.m.	16.093	54%	47.60
784	19/08/15	01:00:00	a.m.	15.933	53%	46.16
785	19/08/15	01:05:00	a.m.	15.825	53%	46.16
786	19/08/15	01:10:00	a.m.	15.691	52%	44.72
787	19/08/15	01:15:00	a.m.	15.576	52%	44.72
788	19/08/15	01:20:00	a.m.	15.639	52%	44.72
789	19/08/15	01:25:00	a.m.	15.468	52%	44.72
790	19/08/15	01:30:00	a.m.	15.312	51%	43.29
791	19/08/15	01:35:00	a.m.	15.26	51%	43.29
792	19/08/15	01:40:00	a.m.	15.01	50%	41.86
793	19/08/15	01:45:00	a.m.	14.947	50%	41.86
794	19/08/15	01:50:00	a.m.	14.787	49%	40.45
795	19/08/15	01:55:00	a.m.	14.672	49%	40.45
796	19/08/15	02:00:00	a.m.	14.742	49%	40.45
797	19/08/15	02:05:00	a.m.	14.646	49%	40.45
798	19/08/15	02:10:00	a.m.	14.512	48%	39.04
799	19/08/15	02:15:00	a.m.	14.445	48%	39.04
800	19/08/15	02:20:00	a.m.	14.441	48%	39.04
801	19/08/15	02:25:00	a.m.	14.475	48%	39.04
802	19/08/15	02:30:00	a.m.	14.389	48%	39.04
803	19/08/15	02:35:00	a.m.	14.248	47%	37.64
804	19/08/15	02:40:00	a.m.	13.931	46%	36.25
805	19/08/15	02:45:00	a.m.	14.076	47%	37.64
806	19/08/15	02:50:00	a.m.	13.868	46%	36.25
807	19/08/15	02:55:00	a.m.	13.995	47%	37.64

N°	Fecha	Hora	am/pm	TIRANTE (CM) PUNTO P-11 COLEC. LOS SUREÑOS	TIRANTE (%)	Q (L/S) PUNTO P-11 COLEC. LOS SUREÑOS
808	19/08/15	03:00:00	a.m.	13.946	46%	36.25
809	19/08/15	03:05:00	a.m.	13.872	46%	36.25
810	19/08/15	03:10:00	a.m.	13.723	46%	36.25
811	19/08/15	03:15:00	a.m.	13.708	46%	36.25
812	19/08/15	03:20:00	a.m.	13.864	46%	36.25
813	19/08/15	03:25:00	a.m.	13.797	46%	36.25
814	19/08/15	03:30:00	a.m.	13.626	45%	34.88
815	19/08/15	03:35:00	a.m.	13.578	45%	34.88
816	19/08/15	03:40:00	a.m.	13.507	45%	34.88
817	19/08/15	03:45:00	a.m.	13.66	46%	36.25
818	19/08/15	03:50:00	a.m.	13.619	45%	34.88
819	19/08/15	03:55:00	a.m.	13.663	46%	36.25
820	19/08/15	04:00:00	a.m.	13.693	46%	36.25
821	19/08/15	04:05:00	a.m.	13.69	46%	36.25
822	19/08/15	04:10:00	a.m.	13.619	45%	34.88
823	19/08/15	04:15:00	a.m.	13.786	46%	36.25
824	19/08/15	04:20:00	a.m.	13.823	46%	36.25
825	19/08/15	04:25:00	a.m.	13.909	46%	36.25
826	19/08/15	04:30:00	a.m.	14.103	47%	37.64
827	19/08/15	04:35:00	a.m.	13.991	47%	37.64
828	19/08/15	04:40:00	a.m.	14.155	47%	37.64
829	19/08/15	04:45:00	a.m.	14.296	48%	39.04
830	19/08/15	04:50:00	a.m.	14.166	47%	37.64
831	19/08/15	04:55:00	a.m.	14.047	47%	37.64
832	19/08/15	05:00:00	a.m.	13.98	47%	37.64
833	19/08/15	05:05:00	a.m.	14.199	47%	37.64
834	19/08/15	05:10:00	a.m.	14.229	47%	37.64
835	19/08/15	05:15:00	a.m.	14.441	48%	39.04
836	19/08/15	05:20:00	a.m.	14.772	49%	40.45
837	19/08/15	05:25:00	a.m.	15.148	50%	41.86
838	19/08/15	05:30:00	a.m.	15.26	51%	43.29
839	19/08/15	05:35:00	a.m.	15.249	51%	43.29
840	19/08/15	05:40:00	a.m.	15.442	51%	43.29
841	19/08/15	05:45:00	a.m.	15.639	52%	44.72
842	19/08/15	05:50:00	a.m.	15.74	52%	44.72
843	19/08/15	05:55:00	a.m.	15.963	53%	46.16
844	19/08/15	06:00:00	a.m.	16.052	54%	47.60
845	19/08/15	06:05:00	a.m.	16.257	54%	47.60
846	19/08/15	06:10:00	a.m.	16.487	55%	49.04
847	19/08/15	06:15:00	a.m.	17.124	57%	51.93
848	19/08/15	06:20:00	a.m.	17.529	58%	53.37
849	19/08/15	06:25:00	a.m.	17.738	59%	54.81

N°	Fecha	Hora	am/pm	TIRANTE (CM) PUNTO P-11 COLEC. LOS SUREÑOS	TIRANTE (%)	Q (L/S) PUNTO P-11 COLEC. LOS SUREÑOS
850	19/08/15	06:30:00	a.m.	17.901	60%	56.25
851	19/08/15	06:35:00	a.m.	18.076	60%	56.25
852	19/08/15	06:40:00	a.m.	20.402	68%	67.44
853	19/08/15	06:45:00	a.m.	21.631	72%	72.68
854	19/08/15	06:50:00	a.m.	22.173	74%	75.15
855	19/08/15	06:55:00	a.m.	23.123	77%	78.65
856	19/08/15	07:00:00	a.m.	23.365	78%	79.75
857	19/08/15	07:05:00	a.m.	24.145	80%	81.84
858	19/08/15	07:10:00	a.m.	25.35	85%	86.28
859	19/08/15	07:15:00	a.m.	26.249	87%	87.67
860	19/08/15	07:20:00	a.m.	26.705	89%	88.79
861	19/08/15	07:25:00	a.m.	26.987	90%	89.24
862	19/08/15	07:30:00	a.m.	27.227	91%	89.60
863	19/08/15	07:35:00	a.m.	27.317	91%	89.60
864	19/08/15	07:40:00	a.m.	27.415	91%	89.60
865	19/08/15	07:45:00	a.m.	27.246	91%	89.60
866	19/08/15	07:50:00	a.m.	27.929	93%	90.02
867	19/08/15	07:55:00	a.m.	27.88	93%	90.02
868	19/08/15	08:00:00	a.m.	27.577	92%	89.86
869	19/08/15	08:05:00	a.m.	27.38	91%	89.60
870	19/08/15	08:10:00	a.m.	27.209	91%	89.60
871	19/08/15	08:15:00	a.m.	26.879	90%	89.24
872	19/08/15	08:20:00	a.m.	26.926	90%	89.24
873	19/08/15	08:25:00	a.m.	26.74	89%	88.79
874	19/08/15	08:30:00	a.m.	26.758	89%	88.79
875	19/08/15	08:35:00	a.m.	26.708	89%	88.79
876	19/08/15	08:40:00	a.m.	26.725	89%	88.79
877	19/08/15	08:45:00	a.m.	26.552	89%	88.79
878	19/08/15	08:50:00	a.m.	26.355	88%	88.27
879	19/08/15	08:55:00	a.m.	26.117	87%	87.67
880	19/08/15	09:00:00	a.m.	26.065	87%	87.67
881	19/08/15	09:05:00	a.m.	26.172	87%	87.67
882	19/08/15	09:10:00	a.m.	26.388	88%	88.27
883	19/08/15	09:15:00	a.m.	26.249	87%	87.67
884	19/08/15	09:20:00	a.m.	26.256	88%	88.27
885	19/08/15	09:25:00	a.m.	26.251	88%	88.27
886	19/08/15	09:30:00	a.m.	26.362	88%	88.27
887	19/08/15	09:35:00	a.m.	26.31	88%	88.27
888	19/08/15	09:40:00	a.m.	26.623	89%	88.79
889	19/08/15	09:45:00	a.m.	26.682	89%	88.79
890	19/08/15	09:50:00	a.m.	26.649	89%	88.79
891	19/08/15	09:55:00	a.m.	26.585	89%	88.79

N°	Fecha	Hora	am/pm	TIRANTE (CM) PUNTO P-11 COLEC. LOS SUREÑOS	TIRANTE (%)	Q (L/S) PUNTO P-11 COLEC. LOS SUREÑOS
892	19/08/15	10:00:00	a.m.	26.39	88%	88.27
893	19/08/15	10:05:00	a.m.	26.098	87%	87.67
894	19/08/15	10:10:00	a.m.	26.308	88%	88.27
895	19/08/15	10:15:00	a.m.	26.385	88%	88.27
896	19/08/15	10:20:00	a.m.	26.546	88%	88.27
897	19/08/15	10:25:00	a.m.	26.396	88%	88.27
898	19/08/15	10:30:00	a.m.	26.295	88%	88.27
899	19/08/15	10:35:00	a.m.	26.483	88%	88.27
900	19/08/15	10:40:00	a.m.	26.598	89%	88.79
901	19/08/15	10:45:00	a.m.	26.569	89%	88.79
902	19/08/15	10:50:00	a.m.	26.318	88%	88.27
903	19/08/15	10:55:00	a.m.	26.465	88%	88.27
904	19/08/15	11:00:00	a.m.	26.671	89%	88.79
905	19/08/15	11:05:00	a.m.	26.725	89%	88.79
906	19/08/15	11:10:00	a.m.	26.671	89%	88.79
907	19/08/15	11:15:00	a.m.	26.788	89%	88.79
908	19/08/15	11:20:00	a.m.	27.086	90%	89.24
909	19/08/15	11:25:00	a.m.	27.207	91%	89.60
910	19/08/15	11:30:00	a.m.	27.025	90%	89.24
911	19/08/15	11:35:00	a.m.	27.013	90%	89.24
912	19/08/15	11:40:00	a.m.	27.237	91%	89.60
913	19/08/15	11:45:00	a.m.	27.272	91%	89.60
914	19/08/15	11:50:00	a.m.	27.724	92%	89.86
915	19/08/15	11:55:00	a.m.	27.601	92%	89.86
916	19/08/15	12:00:00	p.m.	27.609	92%	89.86
917	19/08/15	12:05:00	p.m.	27.341	91%	89.60
918	19/08/15	12:10:00	p.m.	27.599	92%	89.86
919	19/08/15	12:15:00	p.m.	27.659	92%	89.86
920	19/08/15	12:20:00	p.m.	27.644	92%	89.86
921	19/08/15	12:25:00	p.m.	28.035	93%	90.02
922	19/08/15	12:30:00	p.m.	28.003	93%	90.02
923	19/08/15	12:35:00	p.m.	27.97	93%	90.02
924	19/08/15	12:40:00	p.m.	27.702	92%	89.86
925	19/08/15	12:45:00	p.m.	27.577	92%	89.86
926	19/08/15	12:50:00	p.m.	27.367	91%	89.60
927	19/08/15	12:55:00	p.m.	27.188	91%	89.60
928	19/08/15	01:00:00	p.m.	27.382	91%	89.60
929	19/08/15	01:05:00	p.m.	27.398	91%	89.60
930	19/08/15	01:10:00	p.m.	27.406	91%	89.60
931	19/08/15	01:15:00	p.m.	27.854	93%	90.02
932	19/08/15	01:20:00	p.m.	27.756	93%	90.02
933	19/08/15	01:25:00	p.m.	27.756	93%	90.02

N°	Fecha	Hora	am/pm	TIRANTE (CM) PUNTO P-11 COLEC. LOS SUREÑOS	TIRANTE (%)	Q (L/S) PUNTO P-11 COLEC. LOS SUREÑOS
934	19/08/15	01:30:00	p.m.	27.579	92%	89.86
935	19/08/15	01:35:00	p.m.	27.691	92%	89.86
936	19/08/15	01:40:00	p.m.	27.735	92%	89.86
937	19/08/15	01:45:00	p.m.	27.475	92%	89.86
938	19/08/15	01:50:00	p.m.	27.538	92%	89.86
939	19/08/15	01:55:00	p.m.	27.553	92%	89.86
940	19/08/15	02:00:00	p.m.	27.51	92%	89.86
941	19/08/15	02:05:00	p.m.	27.486	92%	89.86
942	19/08/15	02:10:00	p.m.	26.998	90%	89.24
943	19/08/15	02:15:00	p.m.	26.844	89%	88.79
944	19/08/15	02:20:00	p.m.	27.177	91%	89.60
945	19/08/15	02:25:00	p.m.	27.224	91%	89.60
946	19/08/15	02:30:00	p.m.	27.486	92%	89.86
947	19/08/15	02:35:00	p.m.	27.497	92%	89.86
948	19/08/15	02:40:00	p.m.	26.92	90%	89.24
949	19/08/15	02:45:00	p.m.	26.814	89%	88.79
950	19/08/15	02:50:00	p.m.	26.528	88%	88.27
951	19/08/15	02:55:00	p.m.	26.079	87%	87.67
952	19/08/15	03:00:00	p.m.	26.092	87%	87.67
953	19/08/15	03:05:00	p.m.	25.741	86%	87.00
954	19/08/15	03:10:00	p.m.	25.752	86%	87.00
955	19/08/15	03:15:00	p.m.	26.28	88%	88.27
956	19/08/15	03:20:00	p.m.	26.187	87%	87.67
957	19/08/15	03:25:00	p.m.	25.994	87%	87.67
958	19/08/15	03:30:00	p.m.	25.893	86%	87.00
959	19/08/15	03:35:00	p.m.	26.031	87%	87.67
960	19/08/15	03:40:00	p.m.	26.189	87%	87.67
961	19/08/15	03:45:00	p.m.	25.999	87%	87.67
962	19/08/15	03:50:00	p.m.	26.079	87%	87.67
963	19/08/15	03:55:00	p.m.	26.018	87%	87.67
964	19/08/15	04:00:00	p.m.	25.771	86%	87.00
965	19/08/15	04:05:00	p.m.	25.534	85%	86.28
966	19/08/15	04:10:00	p.m.	25.555	85%	86.28
967	19/08/15	04:15:00	p.m.	25.186	84%	85.49
968	19/08/15	04:20:00	p.m.	24.186	81%	82.82
969	19/08/15	04:25:00	p.m.	23.825	79%	80.82
970	19/08/15	04:30:00	p.m.	23.769	79%	80.82
971	19/08/15	04:35:00	p.m.	24.336	81%	82.82
972	19/08/15	04:40:00	p.m.	24.054	80%	81.84
973	19/08/15	04:45:00	p.m.	23.175	77%	78.65
974	19/08/15	04:50:00	p.m.	23.192	77%	78.65
975	19/08/15	04:55:00	p.m.	23.136	77%	78.65

N°	Fecha	Hora	am/pm	TIRANTE (CM) PUNTO P-11 COLEC. LOS SUREÑOS	TIRANTE (%)	Q (L/S) PUNTO P-11 COLEC. LOS SUREÑOS
976	19/08/15	05:00:00	p.m.	23.321	78%	79.75
977	19/08/15	05:05:00	p.m.	23.667	79%	80.82
978	19/08/15	05:10:00	p.m.	23.399	78%	79.75
979	19/08/15	05:15:00	p.m.	22.841	76%	77.52
980	19/08/15	05:20:00	p.m.	22.638	75%	76.35
981	19/08/15	05:25:00	p.m.	23.015	77%	78.65
982	19/08/15	05:30:00	p.m.	23.047	77%	78.65
983	19/08/15	05:35:00	p.m.	23.162	77%	78.65
984	19/08/15	05:40:00	p.m.	22.861	76%	77.52
985	19/08/15	05:45:00	p.m.	22.359	75%	76.35
986	19/08/15	05:50:00	p.m.	22.111	74%	75.15
987	19/08/15	05:55:00	p.m.	22.327	74%	75.15
988	19/08/15	06:00:00	p.m.	22.889	76%	77.52
989	19/08/15	06:05:00	p.m.	23.564	79%	80.82
990	19/08/15	06:10:00	p.m.	23.481	78%	79.75
991	19/08/15	06:15:00	p.m.	23.365	78%	79.75
992	19/08/15	06:20:00	p.m.	23.241	77%	78.65
993	19/08/15	06:25:00	p.m.	23.157	77%	78.65
994	19/08/15	06:30:00	p.m.	22.937	76%	77.52
995	19/08/15	06:35:00	p.m.	22.841	76%	77.52
996	19/08/15	06:40:00	p.m.	22.87	76%	77.52
997	19/08/15	06:45:00	p.m.	22.632	75%	76.35
998	19/08/15	06:50:00	p.m.	22.249	74%	75.15
999	19/08/15	06:55:00	p.m.	22.212	74%	75.15
1000	19/08/15	07:00:00	p.m.	21.964	73%	73.93
1001	19/08/15	07:05:00	p.m.	21.819	73%	73.93
1002	19/08/15	07:10:00	p.m.	22.007	73%	73.93
1003	19/08/15	07:15:00	p.m.	22.429	75%	76.35
1004	19/08/15	07:20:00	p.m.	22.338	74%	75.15
1005	19/08/15	07:25:00	p.m.	22.26	74%	75.15
1006	19/08/15	07:30:00	p.m.	22.221	74%	75.15
1007	19/08/15	07:35:00	p.m.	21.734	72%	72.68
1008	19/08/15	07:40:00	p.m.	21.977	73%	73.93
1009	19/08/15	07:45:00	p.m.	21.672	72%	72.68
1010	19/08/15	07:50:00	p.m.	21.765	73%	73.93
1011	19/08/15	07:55:00	p.m.	21.397	71%	71.40
1012	19/08/15	08:00:00	p.m.	21.698	72%	72.68
1013	19/08/15	08:05:00	p.m.	21.726	72%	72.68
1014	19/08/15	08:10:00	p.m.	21.949	73%	73.93
1015	19/08/15	08:15:00	p.m.	21.91	73%	73.93
1016	19/08/15	08:20:00	p.m.	21.739	72%	72.68
1017	19/08/15	08:25:00	p.m.	21.763	73%	73.93

N°	Fecha	Hora	am/pm	TIRANTE (CM) PUNTO P-11 COLEC. LOS SUREÑOS	TIRANTE (%)	Q (L/S) PUNTO P-11 COLEC. LOS SUREÑOS
1018	19/08/15	08:30:00	p.m.	21.933	73%	73.93
1019	19/08/15	08:35:00	p.m.	21.914	73%	73.93
1020	19/08/15	08:40:00	p.m.	23.155	77%	78.65
1021	19/08/15	08:45:00	p.m.	22.575	75%	76.35
1022	19/08/15	08:50:00	p.m.	21.935	73%	73.93
1023	19/08/15	08:55:00	p.m.	21.836	73%	73.93
1024	19/08/15	09:00:00	p.m.	21.358	71%	71.40
1025	19/08/15	09:05:00	p.m.	21.704	72%	72.68
1026	19/08/15	09:10:00	p.m.	21.732	72%	72.68
1027	19/08/15	09:15:00	p.m.	21.287	71%	71.40
1028	19/08/15	09:20:00	p.m.	21.577	72%	72.68
1029	19/08/15	09:25:00	p.m.	21.512	72%	72.68
1030	19/08/15	09:30:00	p.m.	21.494	72%	72.68
1031	19/08/15	09:35:00	p.m.	21.421	71%	71.40
1032	19/08/15	09:40:00	p.m.	21.73	72%	72.68
1033	19/08/15	09:45:00	p.m.	21.31	71%	71.40
1034	19/08/15	09:50:00	p.m.	21.425	71%	71.40
1035	19/08/15	09:55:00	p.m.	21.25	71%	71.40
1036	19/08/15	10:00:00	p.m.	21.023	70%	70.10
1037	19/08/15	10:05:00	p.m.	21.371	71%	71.40
1038	19/08/15	10:10:00	p.m.	21.142	70%	70.10
1039	19/08/15	10:15:00	p.m.	21.029	70%	70.10
1040	19/08/15	10:20:00	p.m.	20.967	70%	70.10
1041	19/08/15	10:25:00	p.m.	20.915	70%	70.10
1042	19/08/15	10:30:00	p.m.	20.586	69%	68.78
1043	19/08/15	10:35:00	p.m.	20.764	69%	68.78
1044	19/08/15	10:40:00	p.m.	20.511	68%	67.44
1045	19/08/15	10:45:00	p.m.	20.688	69%	68.78
1046	19/08/15	10:50:00	p.m.	20.474	68%	67.44
1047	19/08/15	10:55:00	p.m.	20.178	67%	66.09
1048	19/08/15	11:00:00	p.m.	20.082	67%	66.09
1049	19/08/15	11:05:00	p.m.	20.065	67%	66.09
1050	19/08/15	11:10:00	p.m.	19.968	67%	66.09
1051	19/08/15	11:15:00	p.m.	19.918	66%	64.72
1052	19/08/15	11:20:00	p.m.	19.65	66%	64.72
1053	19/08/15	11:25:00	p.m.	19.511	65%	63.33
1054	19/08/15	11:30:00	p.m.	19.341	64%	61.94
1055	19/08/15	11:35:00	p.m.	19.574	65%	63.33
1056	19/08/15	11:40:00	p.m.	19.453	65%	63.33
1057	19/08/15	11:45:00	p.m.	19.103	64%	61.94
1058	19/08/15	11:50:00	p.m.	19.258	64%	61.94
1059	19/08/15	11:55:00	p.m.	18.99	63%	60.53

N°	Fecha	Hora	am/pm	TIRANTE (CM) PUNTO P-11 COLEC. LOS SUREÑOS	TIRANTE (%)	Q (L/S) PUNTO P-11 COLEC. LOS SUREÑOS
1060	20/08/15	12:00:00	a.m.	19.012	63%	60.53
1061	20/08/15	12:05:00	a.m.	18.792	63%	60.53
1062	20/08/15	12:10:00	a.m.	18.698	62%	59.11
1063	20/08/15	12:15:00	a.m.	18.828	63%	60.53
1064	20/08/15	12:20:00	a.m.	18.497	62%	59.11
1065	20/08/15	12:25:00	a.m.	18.043	60%	56.25
1066	20/08/15	12:30:00	a.m.	17.756	59%	54.81
1067	20/08/15	12:35:00	a.m.	17.678	59%	54.81
1068	20/08/15	12:40:00	a.m.	17.466	58%	53.37
1069	20/08/15	12:45:00	a.m.	17.306	58%	53.37
1070	20/08/15	12:50:00	a.m.	17.198	57%	51.93
1071	20/08/15	12:55:00	a.m.	16.781	56%	50.49
1072	20/08/15	01:00:00	a.m.	16.495	55%	49.04
1073	20/08/15	01:05:00	a.m.	16.595	55%	49.04
1074	20/08/15	01:10:00	a.m.	16.558	55%	49.04
1075	20/08/15	01:15:00	a.m.	16.346	54%	47.60
1076	20/08/15	01:20:00	a.m.	16.171	54%	47.60
1077	20/08/15	01:25:00	a.m.	16.242	54%	47.60
1078	20/08/15	01:30:00	a.m.	16.205	54%	47.60
1079	20/08/15	01:35:00	a.m.	16.115	54%	47.60
1080	20/08/15	01:40:00	a.m.	16.261	54%	47.60
1081	20/08/15	01:45:00	a.m.	16.16	54%	47.60
1082	20/08/15	01:50:00	a.m.	16.134	54%	47.60
1083	20/08/15	01:55:00	a.m.	16.127	54%	47.60
1084	20/08/15	02:00:00	a.m.	16.182	54%	47.60
1085	20/08/15	02:05:00	a.m.	16.056	54%	47.60
1086	20/08/15	02:10:00	a.m.	16.123	54%	47.60
1087	20/08/15	02:15:00	a.m.	16.026	53%	46.16
1088	20/08/15	02:20:00	a.m.	16.008	53%	46.16
1089	20/08/15	02:25:00	a.m.	15.911	53%	46.16
1090	20/08/15	02:30:00	a.m.	15.97	53%	46.16
1091	20/08/15	02:35:00	a.m.	15.903	53%	46.16
1092	20/08/15	02:40:00	a.m.	15.807	53%	46.16
1093	20/08/15	02:45:00	a.m.	15.814	53%	46.16
1094	20/08/15	02:50:00	a.m.	15.747	52%	44.72
1095	20/08/15	02:55:00	a.m.	15.766	53%	46.16
1096	20/08/15	03:00:00	a.m.	15.647	52%	44.72
1097	20/08/15	03:05:00	a.m.	15.624	52%	44.72
1098	20/08/15	03:10:00	a.m.	15.621	52%	44.72
1099	20/08/15	03:15:00	a.m.	15.639	52%	44.72
1100	20/08/15	03:20:00	a.m.	15.706	52%	44.72
1101	20/08/15	03:25:00	a.m.	15.855	53%	46.16

N°	Fecha	Hora	am/pm	TIRANTE (CM) PUNTO P-11 COLEC. LOS SUREÑOS	TIRANTE (%)	Q (L/S) PUNTO P-11 COLEC. LOS SUREÑOS
1102	20/08/15	03:30:00	a.m.	15.851	53%	46.16
1103	20/08/15	03:35:00	a.m.	15.691	52%	44.72
1104	20/08/15	03:40:00	a.m.	15.632	52%	44.72
1105	20/08/15	03:45:00	a.m.	15.71	52%	44.72
1106	20/08/15	03:50:00	a.m.	15.68	52%	44.72
1107	20/08/15	03:55:00	a.m.	15.669	52%	44.72
1108	20/08/15	04:00:00	a.m.	15.658	52%	44.72
1109	20/08/15	04:05:00	a.m.	15.688	52%	44.72
1110	20/08/15	04:10:00	a.m.	15.665	52%	44.72
1111	20/08/15	04:15:00	a.m.	15.639	52%	44.72
1112	20/08/15	04:20:00	a.m.	15.859	53%	46.16
1113	20/08/15	04:25:00	a.m.	15.978	53%	46.16
1114	20/08/15	04:30:00	a.m.	16.008	53%	46.16
1115	20/08/15	04:35:00	a.m.	15.974	53%	46.16
1116	20/08/15	04:40:00	a.m.	16.045	53%	46.16
1117	20/08/15	04:45:00	a.m.	16.041	53%	46.16
1118	20/08/15	04:50:00	a.m.	16.101	54%	47.60
1119	20/08/15	04:55:00	a.m.	16.045	53%	46.16
1120	20/08/15	05:00:00	a.m.	16.127	54%	47.60
1121	20/08/15	05:05:00	a.m.	16.294	54%	47.60
1122	20/08/15	05:10:00	a.m.	16.238	54%	47.60
1123	20/08/15	05:15:00	a.m.	16.536	55%	49.04
1124	20/08/15	05:20:00	a.m.	16.592	55%	49.04
1125	20/08/15	05:25:00	a.m.	16.677	56%	50.49
1126	20/08/15	05:30:00	a.m.	16.863	56%	50.49
1127	20/08/15	05:35:00	a.m.	17.306	58%	53.37
1128	20/08/15	05:40:00	a.m.	17.485	58%	53.37
1129	20/08/15	05:45:00	a.m.	17.641	59%	54.81
1130	20/08/15	05:50:00	a.m.	17.965	60%	56.25
1131	20/08/15	05:55:00	a.m.	17.894	60%	56.25
1132	20/08/15	06:00:00	a.m.	18.619	62%	59.11
1133	20/08/15	06:05:00	a.m.	18.885	63%	60.53
1134	20/08/15	06:10:00	a.m.	19.31	64%	61.94
1135	20/08/15	06:15:00	a.m.	19.583	65%	63.33
1136	20/08/15	06:20:00	a.m.	19.857	66%	64.72
1137	20/08/15	06:25:00	a.m.	19.922	66%	64.72
1138	20/08/15	06:30:00	a.m.	20.428	68%	67.44
1139	20/08/15	06:35:00	a.m.	20.725	69%	68.78
1140	20/08/15	06:40:00	a.m.	21.856	73%	73.93
1141	20/08/15	06:45:00	a.m.	22.569	75%	76.35
1142	20/08/15	06:50:00	a.m.	23.174	77%	78.65
1143	20/08/15	06:55:00	a.m.	23.622	79%	80.82

N°	Fecha	Hora	am/pm	TIRANTE (CM) PUNTO P-11 COLEC. LOS SUREÑOS	TIRANTE (%)	Q (L/S) PUNTO P-11 COLEC. LOS SUREÑOS
1144	20/08/15	07:00:00	a.m.	25.036	83%	84.65
1145	20/08/15	07:05:00	a.m.	25.843	86%	87.00
1146	20/08/15	07:10:00	a.m.	26.442	88%	88.27
1147	20/08/15	07:15:00	a.m.	26.812	89%	88.79
1148	20/08/15	07:20:00	a.m.	26.898	90%	89.24
1149	20/08/15	07:25:00	a.m.	27.198	91%	89.60
1150	20/08/15	07:30:00	a.m.	27.231	91%	89.60
1151	20/08/15	07:35:00	a.m.	27.149	90%	89.24
1152	20/08/15	07:40:00	a.m.	27.287	91%	89.60
			Max	29.96	100%	90.07
			Prom	21.76	73%	69.86
			Min	12.78	43%	32.16

2.13 PUNTO P-12 COLECTOR LOS MARINOS

N°	Fecha	Hora	am/pm	TIRANTE (CM) PUNTO P-12 COLECTOR LOS MARINOS	TIRANTE (%)	Q (L/S) PUNTO P-12 COLECTOR LOS MARINOS
1	21/08/15	09:25:00	a.m.	11.097	29%	36.51
2	21/08/15	09:30:00	a.m.	11.133	29%	36.51
3	21/08/15	09:35:00	a.m.	11.058	29%	36.51
4	21/08/15	09:40:00	a.m.	11.609	31%	41.54
5	21/08/15	09:45:00	a.m.	11.347	30%	38.99
6	21/08/15	09:50:00	a.m.	11.436	30%	38.99
7	21/08/15	09:55:00	a.m.	11.477	30%	38.99
8	21/08/15	10:00:00	a.m.	11.709	31%	41.54
9	21/08/15	10:05:00	a.m.	11.611	31%	41.54
10	21/08/15	10:10:00	a.m.	11.468	30%	38.99
11	21/08/15	10:15:00	a.m.	12.986	34%	49.56
12	21/08/15	10:20:00	a.m.	12.201	32%	44.15
13	21/08/15	10:25:00	a.m.	11.84	31%	41.54
14	21/08/15	10:30:00	a.m.	11.722	31%	41.54
15	21/08/15	10:35:00	a.m.	11.953	31%	41.54
16	21/08/15	10:40:00	a.m.	11.949	31%	41.54
17	21/08/15	10:45:00	a.m.	11.246	30%	38.99
18	21/08/15	10:50:00	a.m.	11.914	31%	41.54
19	21/08/15	10:55:00	a.m.	12.134	32%	44.15

N°	Fecha	Hora	am/pm	TIRANTE (CM) PUNTO P-12 COLECTOR LOS MARINOS	TIRANTE (%)	Q (L/S) PUNTO P-12 COLECTOR LOS MARINOS
20	21/08/15	11:00:00	a.m.	11.881	31%	41.54
21	21/08/15	11:05:00	a.m.	12.085	32%	44.15
22	21/08/15	11:10:00	a.m.	11.802	31%	41.54
23	21/08/15	11:15:00	a.m.	11.942	31%	41.54
24	21/08/15	11:20:00	a.m.	12.096	32%	44.15
25	21/08/15	11:25:00	a.m.	12.098	32%	44.15
26	21/08/15	11:30:00	a.m.	11.923	31%	41.54
27	21/08/15	11:35:00	a.m.	11.912	31%	41.54
28	21/08/15	11:40:00	a.m.	12.831	34%	49.56
29	21/08/15	11:45:00	a.m.	12.428	33%	46.83
30	21/08/15	11:50:00	a.m.	12.108	32%	44.15
31	21/08/15	11:55:00	a.m.	11.981	32%	44.15
32	21/08/15	12:00:00	p.m.	12.162	32%	44.15
33	21/08/15	12:05:00	p.m.	12.085	32%	44.15
34	21/08/15	12:10:00	p.m.	11.84	31%	41.54
35	21/08/15	12:15:00	p.m.	12.318	32%	44.15
36	21/08/15	12:20:00	p.m.	12.011	32%	44.15
37	21/08/15	12:25:00	p.m.	12.519	33%	46.83
38	21/08/15	12:30:00	p.m.	12.446	33%	46.83
39	21/08/15	12:35:00	p.m.	12.145	32%	44.15
40	21/08/15	12:40:00	p.m.	12.106	32%	44.15
41	21/08/15	12:45:00	p.m.	11.611	31%	41.54
42	21/08/15	12:50:00	p.m.	11.35	30%	38.99
43	21/08/15	12:55:00	p.m.	12.035	32%	44.15
44	21/08/15	01:00:00	p.m.	12.154	32%	44.15
45	21/08/15	01:05:00	p.m.	11.979	32%	44.15
46	21/08/15	01:10:00	p.m.	12.16	32%	44.15
47	21/08/15	01:15:00	p.m.	12.009	32%	44.15
48	21/08/15	01:20:00	p.m.	11.471	30%	38.99
49	21/08/15	01:25:00	p.m.	11.765	31%	41.54
50	21/08/15	01:30:00	p.m.	11.416	30%	38.99
51	21/08/15	01:35:00	p.m.	11.946	31%	41.54
52	21/08/15	01:40:00	p.m.	11.404	30%	38.99
53	21/08/15	01:45:00	p.m.	11.808	31%	41.54
54	21/08/15	01:50:00	p.m.	11.512	30%	38.99
55	21/08/15	01:55:00	p.m.	11.527	30%	38.99
56	21/08/15	02:00:00	p.m.	11.176	29%	36.51
57	21/08/15	02:05:00	p.m.	11.388	30%	38.99
58	21/08/15	02:10:00	p.m.	11.414	30%	38.99
59	21/08/15	02:15:00	p.m.	11.468	30%	38.99
60	21/08/15	02:20:00	p.m.	11.192	29%	36.51
61	21/08/15	02:25:00	p.m.	11.6	31%	41.54

N°	Fecha	Hora	am/pm	TIRANTE (CM) PUNTO P-12 COLECTOR LOS MARINOS	TIRANTE (%)	Q (L/S) PUNTO P-12 COLECTOR LOS MARINOS
62	21/08/15	02:30:00	p.m.	11.735	31%	41.54
63	21/08/15	02:35:00	p.m.	11.496	30%	38.99
64	21/08/15	02:40:00	p.m.	11.107	29%	36.51
65	21/08/15	02:45:00	p.m.	11.218	30%	38.99
66	21/08/15	02:50:00	p.m.	11.432	30%	38.99
67	21/08/15	02:55:00	p.m.	11.22	30%	38.99
68	21/08/15	03:00:00	p.m.	11.222	30%	38.99
69	21/08/15	03:05:00	p.m.	11.356	30%	38.99
70	21/08/15	03:10:00	p.m.	11.737	31%	41.54
71	21/08/15	03:15:00	p.m.	11.341	30%	38.99
72	21/08/15	03:20:00	p.m.	11.778	31%	41.54
73	21/08/15	03:25:00	p.m.	11.259	30%	38.99
74	21/08/15	03:30:00	p.m.	11.261	30%	38.99
75	21/08/15	03:35:00	p.m.	11.177	29%	36.51
76	21/08/15	03:40:00	p.m.	12.028	32%	44.15
77	21/08/15	03:45:00	p.m.	11.674	31%	41.54
78	21/08/15	03:50:00	p.m.	11.362	30%	38.99
79	21/08/15	03:55:00	p.m.	11.942	31%	41.54
80	21/08/15	04:00:00	p.m.	11.449	30%	38.99
81	21/08/15	04:05:00	p.m.	12.277	32%	44.15
82	21/08/15	04:10:00	p.m.	11.635	31%	41.54
83	21/08/15	04:15:00	p.m.	12.18	32%	44.15
84	21/08/15	04:20:00	p.m.	11.497	30%	38.99
85	21/08/15	04:25:00	p.m.	11.127	29%	36.51
86	21/08/15	04:30:00	p.m.	11.436	30%	38.99
87	21/08/15	04:35:00	p.m.	11.533	30%	38.99
88	21/08/15	04:40:00	p.m.	10.969	29%	36.51
89	21/08/15	04:45:00	p.m.	11.311	30%	38.99
90	21/08/15	04:50:00	p.m.	11.84	31%	41.54
91	21/08/15	04:55:00	p.m.	11.317	30%	38.99
92	21/08/15	05:00:00	p.m.	11.622	31%	41.54
93	21/08/15	05:05:00	p.m.	11.397	30%	38.99
94	21/08/15	05:10:00	p.m.	11.691	31%	41.54
95	21/08/15	05:15:00	p.m.	11.412	30%	38.99
96	21/08/15	05:20:00	p.m.	11.309	30%	38.99
97	21/08/15	05:25:00	p.m.	11.754	31%	41.54
98	21/08/15	05:30:00	p.m.	11.243	30%	38.99
99	21/08/15	05:35:00	p.m.	11.237	30%	38.99
100	21/08/15	05:40:00	p.m.	11.272	30%	38.99
101	21/08/15	05:45:00	p.m.	11.616	31%	41.54
102	21/08/15	05:50:00	p.m.	11.881	31%	41.54
103	21/08/15	05:55:00	p.m.	11.637	31%	41.54

N°	Fecha	Hora	am/pm	TIRANTE (CM) PUNTO P-12 COLECTOR LOS MARINOS	TIRANTE (%)	Q (L/S) PUNTO P-12 COLECTOR LOS MARINOS
104	21/08/15	06:00:00	p.m.	12.545	33%	46.83
105	21/08/15	06:05:00	p.m.	11.931	31%	41.54
106	21/08/15	06:10:00	p.m.	11.603	31%	41.54
107	21/08/15	06:15:00	p.m.	11.838	31%	41.54
108	21/08/15	06:20:00	p.m.	11.94	31%	41.54
109	21/08/15	06:25:00	p.m.	11.946	31%	41.54
110	21/08/15	06:30:00	p.m.	11.629	31%	41.54
111	21/08/15	06:35:00	p.m.	11.412	30%	38.99
112	21/08/15	06:40:00	p.m.	11.804	31%	41.54
113	21/08/15	06:45:00	p.m.	11.174	29%	36.51
114	21/08/15	06:50:00	p.m.	11.267	30%	38.99
115	21/08/15	06:55:00	p.m.	11.436	30%	38.99
116	21/08/15	07:00:00	p.m.	11.644	31%	41.54
117	21/08/15	07:05:00	p.m.	11.313	30%	38.99
118	21/08/15	07:10:00	p.m.	11.181	29%	36.51
119	21/08/15	07:15:00	p.m.	11.272	30%	38.99
120	21/08/15	07:20:00	p.m.	11.598	31%	41.54
121	21/08/15	07:25:00	p.m.	11.019	29%	36.51
122	21/08/15	07:30:00	p.m.	10.95	29%	36.51
123	21/08/15	07:35:00	p.m.	11.254	30%	38.99
124	21/08/15	07:40:00	p.m.	11.274	30%	38.99
125	21/08/15	07:45:00	p.m.	11.185	29%	36.51
126	21/08/15	07:50:00	p.m.	11.246	30%	38.99
127	21/08/15	07:55:00	p.m.	11.27	30%	38.99
128	21/08/15	08:00:00	p.m.	11.285	30%	38.99
129	21/08/15	08:05:00	p.m.	11.295	30%	38.99
130	21/08/15	08:10:00	p.m.	11.069	29%	36.51
131	21/08/15	08:15:00	p.m.	10.962	29%	36.51
132	21/08/15	08:20:00	p.m.	11.177	29%	36.51
133	21/08/15	08:25:00	p.m.	10.83	29%	36.51
134	21/08/15	08:30:00	p.m.	10.707	28%	34.09
135	21/08/15	08:35:00	p.m.	10.908	29%	36.51
136	21/08/15	08:40:00	p.m.	10.337	27%	31.75
137	21/08/15	08:45:00	p.m.	10.815	28%	34.09
138	21/08/15	08:50:00	p.m.	10.727	28%	34.09
139	21/08/15	08:55:00	p.m.	10.439	27%	31.75
140	21/08/15	09:00:00	p.m.	10.394	27%	31.75
141	21/08/15	09:05:00	p.m.	10.571	28%	34.09
142	21/08/15	09:10:00	p.m.	10.493	28%	34.09
143	21/08/15	09:15:00	p.m.	10.338	27%	31.75
144	21/08/15	09:20:00	p.m.	10.351	27%	31.75
145	21/08/15	09:25:00	p.m.	10.398	27%	31.75

N°	Fecha	Hora	am/pm	TIRANTE (CM) PUNTO P-12 COLECTOR LOS MARINOS	TIRANTE (%)	Q (L/S) PUNTO P-12 COLECTOR LOS MARINOS
146	21/08/15	09:30:00	p.m.	10.433	27%	31.75
147	21/08/15	09:35:00	p.m.	10.603	28%	34.09
148	21/08/15	09:40:00	p.m.	10.738	28%	34.09
149	21/08/15	09:45:00	p.m.	10.988	29%	36.51
150	21/08/15	09:50:00	p.m.	10.506	28%	34.09
151	21/08/15	09:55:00	p.m.	10.258	27%	31.75
152	21/08/15	10:00:00	p.m.	10.688	28%	34.09
153	21/08/15	10:05:00	p.m.	10.418	27%	31.75
154	21/08/15	10:10:00	p.m.	10.046	26%	29.47
155	21/08/15	10:15:00	p.m.	10.751	28%	34.09
156	21/08/15	10:20:00	p.m.	10.679	28%	34.09
157	21/08/15	10:25:00	p.m.	10.71	28%	34.09
158	21/08/15	10:30:00	p.m.	10.614	28%	34.09
159	21/08/15	10:35:00	p.m.	10.612	28%	34.09
160	21/08/15	10:40:00	p.m.	10.372	27%	31.75
161	21/08/15	10:45:00	p.m.	9.929	26%	29.47
162	21/08/15	10:50:00	p.m.	10.489	28%	34.09
163	21/08/15	10:55:00	p.m.	10.443	27%	31.75
164	21/08/15	11:00:00	p.m.	10.007	26%	29.47
165	21/08/15	11:05:00	p.m.	10.132	27%	31.75
166	21/08/15	11:10:00	p.m.	9.881	26%	29.47
167	21/08/15	11:15:00	p.m.	10.022	26%	29.47
168	21/08/15	11:20:00	p.m.	10.26	27%	31.75
169	21/08/15	11:25:00	p.m.	9.862	26%	29.47
170	21/08/15	11:30:00	p.m.	10.201	27%	31.75
171	21/08/15	11:35:00	p.m.	10.178	27%	31.75
172	21/08/15	11:40:00	p.m.	9.851	26%	29.47
173	21/08/15	11:45:00	p.m.	10.424	27%	31.75
174	21/08/15	11:50:00	p.m.	10.21	27%	31.75
175	21/08/15	11:55:00	p.m.	9.946	26%	29.47
176	22/08/15	12:00:00	a.m.	9.853	26%	29.47
177	22/08/15	12:05:00	a.m.	9.563	25%	27.27
178	22/08/15	12:10:00	a.m.	9.525	25%	27.27
179	22/08/15	12:15:00	a.m.	9.187	24%	25.15
180	22/08/15	12:20:00	a.m.	9.153	24%	25.15
181	22/08/15	12:25:00	a.m.	9.133	24%	25.15
182	22/08/15	12:30:00	a.m.	8.796	23%	23.10
183	22/08/15	12:35:00	a.m.	8.636	23%	23.10
184	22/08/15	12:40:00	a.m.	8.588	23%	23.10
185	22/08/15	12:45:00	a.m.	8.472	22%	21.13
186	22/08/15	12:50:00	a.m.	8.578	23%	23.10
187	22/08/15	12:55:00	a.m.	8.552	23%	23.10

N°	Fecha	Hora	am/pm	TIRANTE (CM) PUNTO P-12 COLECTOR LOS MARINOS	TIRANTE (%)	Q (L/S) PUNTO P-12 COLECTOR LOS MARINOS
188	22/08/15	01:00:00	a.m.	8.102	21%	19.24
189	22/08/15	01:05:00	a.m.	8.076	21%	19.24
190	22/08/15	01:10:00	a.m.	7.892	21%	19.24
191	22/08/15	01:15:00	a.m.	7.939	21%	19.24
192	22/08/15	01:20:00	a.m.	7.797	21%	19.24
193	22/08/15	01:25:00	a.m.	8.033	21%	19.24
194	22/08/15	01:30:00	a.m.	7.983	21%	19.24
195	22/08/15	01:35:00	a.m.	7.619	20%	17.44
196	22/08/15	01:40:00	a.m.	7.745	20%	17.44
197	22/08/15	01:45:00	a.m.	7.708	20%	17.44
198	22/08/15	01:50:00	a.m.	7.418	20%	17.44
199	22/08/15	01:55:00	a.m.	7.408	19%	15.71
200	22/08/15	02:00:00	a.m.	7.248	19%	15.71
201	22/08/15	02:05:00	a.m.	7.459	20%	17.44
202	22/08/15	02:10:00	a.m.	7.072	19%	15.71
203	22/08/15	02:15:00	a.m.	7.373	19%	15.71
204	22/08/15	02:20:00	a.m.	7.62	20%	17.44
205	22/08/15	02:25:00	a.m.	7.615	20%	17.44
206	22/08/15	02:30:00	a.m.	7.207	19%	15.71
207	22/08/15	02:35:00	a.m.	7.187	19%	15.71
208	22/08/15	02:40:00	a.m.	7.481	20%	17.44
209	22/08/15	02:45:00	a.m.	7.596	20%	17.44
210	22/08/15	02:50:00	a.m.	7.213	19%	15.71
211	22/08/15	02:55:00	a.m.	7.193	19%	15.71
212	22/08/15	03:00:00	a.m.	7.189	19%	15.71
213	22/08/15	03:05:00	a.m.	7.235	19%	15.71
214	22/08/15	03:10:00	a.m.	7.211	19%	15.71
215	22/08/15	03:15:00	a.m.	7.362	19%	15.71
216	22/08/15	03:20:00	a.m.	7.313	19%	15.71
217	22/08/15	03:25:00	a.m.	7.088	19%	15.71
218	22/08/15	03:30:00	a.m.	7.187	19%	15.71
219	22/08/15	03:35:00	a.m.	7.325	19%	15.71
220	22/08/15	03:40:00	a.m.	7.202	19%	15.71
221	22/08/15	03:45:00	a.m.	7.163	19%	15.71
222	22/08/15	03:50:00	a.m.	7.397	19%	15.71
223	22/08/15	03:55:00	a.m.	7.166	19%	15.71
224	22/08/15	04:00:00	a.m.	7.131	19%	15.71
225	22/08/15	04:05:00	a.m.	7.044	19%	15.71
226	22/08/15	04:10:00	a.m.	7.293	19%	15.71
227	22/08/15	04:15:00	a.m.	7.256	19%	15.71
228	22/08/15	04:20:00	a.m.	7.198	19%	15.71
229	22/08/15	04:25:00	a.m.	7.405	19%	15.71

N°	Fecha	Hora	am/pm	TIRANTE (CM) PUNTO P-12 COLECTOR LOS MARINOS	TIRANTE (%)	Q (L/S) PUNTO P-12 COLECTOR LOS MARINOS
230	22/08/15	04:30:00	a.m.	7.232	19%	15.71
231	22/08/15	04:35:00	a.m.	7.446	20%	17.44
232	22/08/15	04:40:00	a.m.	7.101	19%	15.71
233	22/08/15	04:45:00	a.m.	8.709	23%	23.10
234	22/08/15	04:50:00	a.m.	8.571	23%	23.10
235	22/08/15	04:55:00	a.m.	8.852	23%	23.10
236	22/08/15	05:00:00	a.m.	8.686	23%	23.10
237	22/08/15	05:05:00	a.m.	9.058	24%	25.15
238	22/08/15	05:10:00	a.m.	8.99	24%	25.15
239	22/08/15	05:15:00	a.m.	9.01	24%	25.15
240	22/08/15	05:20:00	a.m.	9.427	25%	27.27
241	22/08/15	05:25:00	a.m.	9.332	25%	27.27
242	22/08/15	05:30:00	a.m.	9.695	26%	29.47
243	22/08/15	05:35:00	a.m.	10.033	26%	29.47
244	22/08/15	05:40:00	a.m.	10.028	26%	29.47
245	22/08/15	05:45:00	a.m.	9.693	26%	29.47
246	22/08/15	05:50:00	a.m.	8.484	22%	21.13
247	22/08/15	05:55:00	a.m.	8.85	23%	23.10
248	22/08/15	06:00:00	a.m.	8.673	23%	23.10
249	22/08/15	06:05:00	a.m.	9.129	24%	25.15
250	22/08/15	06:10:00	a.m.	8.925	23%	23.10
251	22/08/15	06:15:00	a.m.	9.051	24%	25.15
252	22/08/15	06:20:00	a.m.	9.228	24%	25.15
253	22/08/15	06:25:00	a.m.	9.079	24%	25.15
254	22/08/15	06:30:00	a.m.	9.972	26%	29.47
255	22/08/15	06:35:00	a.m.	9.743	26%	29.47
256	22/08/15	06:40:00	a.m.	9.496	25%	27.27
257	22/08/15	06:45:00	a.m.	10.214	27%	31.75
258	22/08/15	06:50:00	a.m.	10.277	27%	31.75
259	22/08/15	06:55:00	a.m.	10.394	27%	31.75
260	22/08/15	07:00:00	a.m.	10.366	27%	31.75
261	22/08/15	07:05:00	a.m.	10.943	29%	36.51
262	22/08/15	07:10:00	a.m.	11.069	29%	36.51
263	22/08/15	07:15:00	a.m.	11.189	29%	36.51
264	22/08/15	07:20:00	a.m.	11.631	31%	41.54
265	22/08/15	07:25:00	a.m.	11.393	30%	38.99
266	22/08/15	07:30:00	a.m.	11.185	29%	36.51
267	22/08/15	07:35:00	a.m.	11.083	29%	36.51
268	22/08/15	07:40:00	a.m.	11.974	32%	44.15
269	22/08/15	07:45:00	a.m.	12.091	32%	44.15
270	22/08/15	07:50:00	a.m.	11.983	32%	44.15
271	22/08/15	07:55:00	a.m.	12.055	32%	44.15

N°	Fecha	Hora	am/pm	TIRANTE (CM) PUNTO P-12 COLECTOR LOS MARINOS	TIRANTE (%)	Q (L/S) PUNTO P-12 COLECTOR LOS MARINOS
272	22/08/15	08:00:00	a.m.	12.024	32%	44.15
273	22/08/15	08:05:00	a.m.	12.052	32%	44.15
274	22/08/15	08:10:00	a.m.	12.147	32%	44.15
275	22/08/15	08:15:00	a.m.	12.671	33%	46.83
276	22/08/15	08:20:00	a.m.	12.387	33%	46.83
277	22/08/15	08:25:00	a.m.	12.022	32%	44.15
278	22/08/15	08:30:00	a.m.	12.671	33%	46.83
279	22/08/15	08:35:00	a.m.	12.63	33%	46.83
280	22/08/15	08:40:00	a.m.	12.87	34%	49.56
281	22/08/15	08:45:00	a.m.	12.537	33%	46.83
282	22/08/15	08:50:00	a.m.	12.701	33%	46.83
283	22/08/15	08:55:00	a.m.	12.444	33%	46.83
284	22/08/15	09:00:00	a.m.	12.744	34%	49.56
285	22/08/15	09:05:00	a.m.	12.911	34%	49.56
286	22/08/15	09:10:00	a.m.	12.489	33%	46.83
287	22/08/15	09:15:00	a.m.	12.476	33%	46.83
288	22/08/15	09:20:00	a.m.	12.744	34%	49.56
289	22/08/15	09:25:00	a.m.	12.876	34%	49.56
290	22/08/15	09:30:00	a.m.	12.841	34%	49.56
291	22/08/15	09:35:00	a.m.	13.073	34%	49.56
292	22/08/15	09:40:00	a.m.	12.965	34%	49.56
293	22/08/15	09:45:00	a.m.	12.734	34%	49.56
294	22/08/15	09:50:00	a.m.	12.952	34%	49.56
295	22/08/15	09:55:00	a.m.	13.211	35%	52.35
296	22/08/15	10:00:00	a.m.	13.051	34%	49.56
297	22/08/15	10:05:00	a.m.	13.326	35%	52.35
298	22/08/15	10:10:00	a.m.	13.259	35%	52.35
299	22/08/15	10:15:00	a.m.	13.255	35%	52.35
300	22/08/15	10:20:00	a.m.	13.473	35%	52.35
301	22/08/15	10:25:00	a.m.	13.131	35%	52.35
302	22/08/15	10:30:00	a.m.	12.982	34%	49.56
303	22/08/15	10:35:00	a.m.	12.999	34%	49.56
304	22/08/15	10:40:00	a.m.	13.242	35%	52.35
305	22/08/15	10:45:00	a.m.	13.25	35%	52.35
306	22/08/15	10:50:00	a.m.	12.935	34%	49.56
307	22/08/15	10:55:00	a.m.	13.263	35%	52.35
308	22/08/15	11:00:00	a.m.	13.555	36%	55.20
309	22/08/15	11:05:00	a.m.	13.812	36%	55.20
310	22/08/15	11:10:00	a.m.	13.76	36%	55.20
311	22/08/15	11:15:00	a.m.	13.843	36%	55.20
312	22/08/15	11:20:00	a.m.	13.304	35%	52.35
313	22/08/15	11:25:00	a.m.	13.337	35%	52.35

N°	Fecha	Hora	am/pm	TIRANTE (CM) PUNTO P-12 COLECTOR LOS MARINOS	TIRANTE (%)	Q (L/S) PUNTO P-12 COLECTOR LOS MARINOS
314	22/08/15	11:30:00	a.m.	13.263	35%	52.35
315	22/08/15	11:35:00	a.m.	13.402	35%	52.35
316	22/08/15	11:40:00	a.m.	13.402	35%	52.35
317	22/08/15	11:45:00	a.m.	13.149	35%	52.35
318	22/08/15	11:50:00	a.m.	13.672	36%	55.20
319	22/08/15	11:55:00	a.m.	13.365	35%	52.35
320	22/08/15	12:00:00	p.m.	13.404	35%	52.35
321	22/08/15	12:05:00	p.m.	13.8	36%	55.20
322	22/08/15	12:10:00	p.m.	13.343	35%	52.35
323	22/08/15	12:15:00	p.m.	13.365	35%	52.35
324	22/08/15	12:20:00	p.m.	13.473	35%	52.35
325	22/08/15	12:25:00	p.m.	13.639	36%	55.20
326	22/08/15	12:30:00	p.m.	13.769	36%	55.20
327	22/08/15	12:35:00	p.m.	13.667	36%	55.20
328	22/08/15	12:40:00	p.m.	13.88	37%	58.10
329	22/08/15	12:45:00	p.m.	13.259	35%	52.35
330	22/08/15	12:50:00	p.m.	13.713	36%	55.20
331	22/08/15	12:55:00	p.m.	13.854	36%	55.20
332	22/08/15	01:00:00	p.m.	13.417	35%	52.35
333	22/08/15	01:05:00	p.m.	13.867	36%	55.20
334	22/08/15	01:10:00	p.m.	13.644	36%	55.20
335	22/08/15	01:15:00	p.m.	13.67	36%	55.20
336	22/08/15	01:20:00	p.m.	13.458	35%	52.35
337	22/08/15	01:25:00	p.m.	13.481	35%	52.35
338	22/08/15	01:30:00	p.m.	13.722	36%	55.20
339	22/08/15	01:35:00	p.m.	13.611	36%	55.20
340	22/08/15	01:40:00	p.m.	13.337	35%	52.35
341	22/08/15	01:45:00	p.m.	13.685	36%	55.20
342	22/08/15	01:50:00	p.m.	14.742	39%	64.05
343	22/08/15	01:55:00	p.m.	14.478	38%	61.05
344	22/08/15	02:00:00	p.m.	14.141	37%	58.10
345	22/08/15	02:05:00	p.m.	13.49	36%	55.20
346	22/08/15	02:10:00	p.m.	14.18	37%	58.10
347	22/08/15	02:15:00	p.m.	13.949	37%	58.10
348	22/08/15	02:20:00	p.m.	13.914	37%	58.10
349	22/08/15	02:25:00	p.m.	13.981	37%	58.10
350	22/08/15	02:30:00	p.m.	13.88	37%	58.10
351	22/08/15	02:35:00	p.m.	13.572	36%	55.20
352	22/08/15	02:40:00	p.m.	13.577	36%	55.20
353	22/08/15	02:45:00	p.m.	13.341	35%	52.35
354	22/08/15	02:50:00	p.m.	13.734	36%	55.20
355	22/08/15	02:55:00	p.m.	13.734	36%	55.20

N°	Fecha	Hora	am/pm	TIRANTE (CM) PUNTO P-12 COLECTOR LOS MARINOS	TIRANTE (%)	Q (L/S) PUNTO P-12 COLECTOR LOS MARINOS
356	22/08/15	03:00:00	p.m.	13.108	34%	49.56
357	22/08/15	03:05:00	p.m.	13.696	36%	55.20
358	22/08/15	03:10:00	p.m.	13.814	36%	55.20
359	22/08/15	03:15:00	p.m.	13.508	36%	55.20
360	22/08/15	03:20:00	p.m.	14	37%	58.10
361	22/08/15	03:25:00	p.m.	13.291	35%	52.35
362	22/08/15	03:30:00	p.m.	13.265	35%	52.35
363	22/08/15	03:35:00	p.m.	13.421	35%	52.35
364	22/08/15	03:40:00	p.m.	13.194	35%	52.35
365	22/08/15	03:45:00	p.m.	12.881	34%	49.56
366	22/08/15	03:50:00	p.m.	12.872	34%	49.56
367	22/08/15	03:55:00	p.m.	13.172	35%	52.35
368	22/08/15	04:00:00	p.m.	13.86	36%	55.20
369	22/08/15	04:05:00	p.m.	12.958	34%	49.56
370	22/08/15	04:10:00	p.m.	12.965	34%	49.56
371	22/08/15	04:15:00	p.m.	12.829	34%	49.56
372	22/08/15	04:20:00	p.m.	13.134	35%	52.35
373	22/08/15	04:25:00	p.m.	13.155	35%	52.35
374	22/08/15	04:30:00	p.m.	13.298	35%	52.35
375	22/08/15	04:35:00	p.m.	13.11	35%	52.35
376	22/08/15	04:40:00	p.m.	13.094	34%	49.56
377	22/08/15	04:45:00	p.m.	12.828	34%	49.56
378	22/08/15	04:50:00	p.m.	12.988	34%	49.56
379	22/08/15	04:55:00	p.m.	12.628	33%	46.83
380	22/08/15	05:00:00	p.m.	12.965	34%	49.56
381	22/08/15	05:05:00	p.m.	12.986	34%	49.56
382	22/08/15	05:10:00	p.m.	12.935	34%	49.56
383	22/08/15	05:15:00	p.m.	12.366	33%	46.83
384	22/08/15	05:20:00	p.m.	12.333	32%	44.15
385	22/08/15	05:25:00	p.m.	12.476	33%	46.83
386	22/08/15	05:30:00	p.m.	12.69	33%	46.83
387	22/08/15	05:35:00	p.m.	12.695	33%	46.83
388	22/08/15	05:40:00	p.m.	12.984	34%	49.56
389	22/08/15	05:45:00	p.m.	12.935	34%	49.56
390	22/08/15	05:50:00	p.m.	13.09	34%	49.56
391	22/08/15	05:55:00	p.m.	12.883	34%	49.56
392	22/08/15	06:00:00	p.m.	12.504	33%	46.83
393	22/08/15	06:05:00	p.m.	12.842	34%	49.56
394	22/08/15	06:10:00	p.m.	12.973	34%	49.56
395	22/08/15	06:15:00	p.m.	12.186	32%	44.15
396	22/08/15	06:20:00	p.m.	12.271	32%	44.15
397	22/08/15	06:25:00	p.m.	12.801	34%	49.56

N°	Fecha	Hora	am/pm	TIRANTE (CM) PUNTO P-12 COLECTOR LOS MARINOS	TIRANTE (%)	Q (L/S) PUNTO P-12 COLECTOR LOS MARINOS
398	22/08/15	06:30:00	p.m.	12.677	33%	46.83
399	22/08/15	06:35:00	p.m.	12.824	34%	49.56
400	22/08/15	06:40:00	p.m.	12.433	33%	46.83
401	22/08/15	06:45:00	p.m.	12.024	32%	44.15
402	22/08/15	06:50:00	p.m.	11.996	32%	44.15
403	22/08/15	06:55:00	p.m.	12.102	32%	44.15
404	22/08/15	07:00:00	p.m.	11.855	31%	41.54
405	22/08/15	07:05:00	p.m.	12.483	33%	46.83
406	22/08/15	07:10:00	p.m.	12.801	34%	49.56
407	22/08/15	07:15:00	p.m.	11.637	31%	41.54
408	22/08/15	07:20:00	p.m.	11.516	30%	38.99
409	22/08/15	07:25:00	p.m.	11.769	31%	41.54
410	22/08/15	07:30:00	p.m.	11.881	31%	41.54
411	22/08/15	07:35:00	p.m.	11.871	31%	41.54
412	22/08/15	07:40:00	p.m.	11.579	30%	38.99
413	22/08/15	07:45:00	p.m.	11.819	31%	41.54
414	22/08/15	07:50:00	p.m.	11.695	31%	41.54
415	22/08/15	07:55:00	p.m.	11.791	31%	41.54
416	22/08/15	08:00:00	p.m.	11.871	31%	41.54
417	22/08/15	08:05:00	p.m.	11.557	30%	38.99
418	22/08/15	08:10:00	p.m.	11.382	30%	38.99
419	22/08/15	08:15:00	p.m.	11.682	31%	41.54
420	22/08/15	08:20:00	p.m.	11.369	30%	38.99
421	22/08/15	08:25:00	p.m.	10.837	29%	36.51
422	22/08/15	08:30:00	p.m.	10.954	29%	36.51
423	22/08/15	08:35:00	p.m.	11.28	30%	38.99
424	22/08/15	08:40:00	p.m.	10.928	29%	36.51
425	22/08/15	08:45:00	p.m.	10.889	29%	36.51
426	22/08/15	08:50:00	p.m.	11.226	30%	38.99
427	22/08/15	08:55:00	p.m.	11.256	30%	38.99
428	22/08/15	09:00:00	p.m.	11.321	30%	38.99
429	22/08/15	09:05:00	p.m.	11.131	29%	36.51
430	22/08/15	09:10:00	p.m.	11.229	30%	38.99
431	22/08/15	09:15:00	p.m.	11.215	30%	38.99
432	22/08/15	09:20:00	p.m.	11.406	30%	38.99
433	22/08/15	09:25:00	p.m.	11.231	30%	38.99
434	22/08/15	09:30:00	p.m.	11.183	29%	36.51
435	22/08/15	09:35:00	p.m.	10.98	29%	36.51
436	22/08/15	09:40:00	p.m.	11.148	29%	36.51
437	22/08/15	09:45:00	p.m.	11.276	30%	38.99
438	22/08/15	09:50:00	p.m.	10.885	29%	36.51
439	22/08/15	09:55:00	p.m.	10.87	29%	36.51

N°	Fecha	Hora	am/pm	TIRANTE (CM) PUNTO P-12 COLECTOR LOS MARINOS	TIRANTE (%)	Q (L/S) PUNTO P-12 COLECTOR LOS MARINOS
440	22/08/15	10:00:00	p.m.	11.224	30%	38.99
441	22/08/15	10:05:00	p.m.	10.843	29%	36.51
442	22/08/15	10:10:00	p.m.	10.863	29%	36.51
443	22/08/15	10:15:00	p.m.	11.06	29%	36.51
444	22/08/15	10:20:00	p.m.	10.923	29%	36.51
445	22/08/15	10:25:00	p.m.	10.863	29%	36.51
446	22/08/15	10:30:00	p.m.	10.824	28%	34.09
447	22/08/15	10:35:00	p.m.	10.668	28%	34.09
448	22/08/15	10:40:00	p.m.	10.121	27%	31.75
449	22/08/15	10:45:00	p.m.	10.785	28%	34.09
450	22/08/15	10:50:00	p.m.	10.604	28%	34.09
451	22/08/15	10:55:00	p.m.	10.398	27%	31.75
452	22/08/15	11:00:00	p.m.	10.712	28%	34.09
453	22/08/15	11:05:00	p.m.	10.24	27%	31.75
454	22/08/15	11:10:00	p.m.	9.989	26%	29.47
455	22/08/15	11:15:00	p.m.	9.92	26%	29.47
456	22/08/15	11:20:00	p.m.	9.933	26%	29.47
457	22/08/15	11:25:00	p.m.	10.017	26%	29.47
458	22/08/15	11:30:00	p.m.	10.052	26%	29.47
459	22/08/15	11:35:00	p.m.	10.028	26%	29.47
460	22/08/15	11:40:00	p.m.	10.214	27%	31.75
461	22/08/15	11:45:00	p.m.	9.92	26%	29.47
462	22/08/15	11:50:00	p.m.	10.015	26%	29.47
463	22/08/15	11:55:00	p.m.	9.994	26%	29.47
464	23/08/15	12:00:00	a.m.	9.626	25%	27.27
465	23/08/15	12:05:00	a.m.	9.881	26%	29.47
466	23/08/15	12:10:00	a.m.	9.676	25%	27.27
467	23/08/15	12:15:00	a.m.	9.548	25%	27.27
468	23/08/15	12:20:00	a.m.	9.466	25%	27.27
469	23/08/15	12:25:00	a.m.	9.479	25%	27.27
470	23/08/15	12:30:00	a.m.	8.978	24%	25.15
471	23/08/15	12:35:00	a.m.	9.055	24%	25.15
472	23/08/15	12:40:00	a.m.	9.053	24%	25.15
473	23/08/15	12:45:00	a.m.	9.012	24%	25.15
474	23/08/15	12:50:00	a.m.	9.259	24%	25.15
475	23/08/15	12:55:00	a.m.	8.964	24%	25.15
476	23/08/15	01:00:00	a.m.	8.789	23%	23.10
477	23/08/15	01:05:00	a.m.	8.951	24%	25.15
478	23/08/15	01:10:00	a.m.	8.835	23%	23.10
479	23/08/15	01:15:00	a.m.	8.761	23%	23.10
480	23/08/15	01:20:00	a.m.	8.781	23%	23.10
481	23/08/15	01:25:00	a.m.	8.696	23%	23.10

N°	Fecha	Hora	am/pm	TIRANTE (CM) PUNTO P-12 COLECTOR LOS MARINOS	TIRANTE (%)	Q (L/S) PUNTO P-12 COLECTOR LOS MARINOS
482	23/08/15	01:30:00	a.m.	9.032	24%	25.15
483	23/08/15	01:35:00	a.m.	8.636	23%	23.10
484	23/08/15	01:40:00	a.m.	8.8	23%	23.10
485	23/08/15	01:45:00	a.m.	8.621	23%	23.10
486	23/08/15	01:50:00	a.m.	8.305	22%	21.13
487	23/08/15	01:55:00	a.m.	8.264	22%	21.13
488	23/08/15	02:00:00	a.m.	8.164	21%	19.24
489	23/08/15	02:05:00	a.m.	8.329	22%	21.13
490	23/08/15	02:10:00	a.m.	8.218	22%	21.13
491	23/08/15	02:15:00	a.m.	8.218	22%	21.13
492	23/08/15	02:20:00	a.m.	8.199	22%	21.13
493	23/08/15	02:25:00	a.m.	8.195	22%	21.13
494	23/08/15	02:30:00	a.m.	7.968	21%	19.24
495	23/08/15	02:35:00	a.m.	8.143	21%	19.24
496	23/08/15	02:40:00	a.m.	7.933	21%	19.24
497	23/08/15	02:45:00	a.m.	8.091	21%	19.24
498	23/08/15	02:50:00	a.m.	7.86	21%	19.24
499	23/08/15	02:55:00	a.m.	8.033	21%	19.24
500	23/08/15	03:00:00	a.m.	8.022	21%	19.24
501	23/08/15	03:05:00	a.m.	8.041	21%	19.24
502	23/08/15	03:10:00	a.m.	7.483	20%	17.44
503	23/08/15	03:15:00	a.m.	7.97	21%	19.24
504	23/08/15	03:20:00	a.m.	8.037	21%	19.24
505	23/08/15	03:25:00	a.m.	8.05	21%	19.24
506	23/08/15	03:30:00	a.m.	7.853	21%	19.24
507	23/08/15	03:35:00	a.m.	7.611	20%	17.44
508	23/08/15	03:40:00	a.m.	7.79	21%	19.24
509	23/08/15	03:45:00	a.m.	7.881	21%	19.24
510	23/08/15	03:50:00	a.m.	7.942	21%	19.24
511	23/08/15	03:55:00	a.m.	7.797	21%	19.24
512	23/08/15	04:00:00	a.m.	8.1	21%	19.24
513	23/08/15	04:05:00	a.m.	7.576	20%	17.44
514	23/08/15	04:10:00	a.m.	8.028	21%	19.24
515	23/08/15	04:15:00	a.m.	7.896	21%	19.24
516	23/08/15	04:20:00	a.m.	7.834	21%	19.24
517	23/08/15	04:25:00	a.m.	7.907	21%	19.24
518	23/08/15	04:30:00	a.m.	7.747	20%	17.44
519	23/08/15	04:35:00	a.m.	7.756	20%	17.44
520	23/08/15	04:40:00	a.m.	7.784	20%	17.44
521	23/08/15	04:45:00	a.m.	7.883	21%	19.24
522	23/08/15	04:50:00	a.m.	7.847	21%	19.24
523	23/08/15	04:55:00	a.m.	7.851	21%	19.24

N°	Fecha	Hora	am/pm	TIRANTE (CM) PUNTO P-12 COLECTOR LOS MARINOS	TIRANTE (%)	Q (L/S) PUNTO P-12 COLECTOR LOS MARINOS
524	23/08/15	05:00:00	a.m.	8.258	22%	21.13
525	23/08/15	05:05:00	a.m.	7.892	21%	19.24
526	23/08/15	05:10:00	a.m.	8.058	21%	19.24
527	23/08/15	05:15:00	a.m.	8.022	21%	19.24
528	23/08/15	05:20:00	a.m.	7.946	21%	19.24
529	23/08/15	05:25:00	a.m.	8.151	21%	19.24
530	23/08/15	05:30:00	a.m.	8.288	22%	21.13
531	23/08/15	05:35:00	a.m.	7.797	21%	19.24
532	23/08/15	05:40:00	a.m.	8.299	22%	21.13
533	23/08/15	05:45:00	a.m.	8.298	22%	21.13
534	23/08/15	05:50:00	a.m.	8.249	22%	21.13
535	23/08/15	05:55:00	a.m.	8.551	23%	23.10
536	23/08/15	06:00:00	a.m.	8.286	22%	21.13
537	23/08/15	06:05:00	a.m.	8.186	22%	21.13
538	23/08/15	06:10:00	a.m.	8.376	22%	21.13
539	23/08/15	06:15:00	a.m.	8.281	22%	21.13
540	23/08/15	06:20:00	a.m.	8.67	23%	23.10
541	23/08/15	06:25:00	a.m.	8.64	23%	23.10
542	23/08/15	06:30:00	a.m.	8.59	23%	23.10
543	23/08/15	06:35:00	a.m.	8.698	23%	23.10
544	23/08/15	06:40:00	a.m.	8.662	23%	23.10
545	23/08/15	06:45:00	a.m.	9.704	26%	29.47
546	23/08/15	06:50:00	a.m.	9.486	25%	27.27
547	23/08/15	06:55:00	a.m.	9.509	25%	27.27
548	23/08/15	07:00:00	a.m.	9.356	25%	27.27
549	23/08/15	07:05:00	a.m.	9.808	26%	29.47
550	23/08/15	07:10:00	a.m.	10.528	28%	34.09
551	23/08/15	07:15:00	a.m.	9.987	26%	29.47
552	23/08/15	07:20:00	a.m.	10.573	28%	34.09
553	23/08/15	07:25:00	a.m.	10.896	29%	36.51
554	23/08/15	07:30:00	a.m.	10.725	28%	34.09
555	23/08/15	07:35:00	a.m.	10.803	28%	34.09
556	23/08/15	07:40:00	a.m.	10.781	28%	34.09
557	23/08/15	07:45:00	a.m.	11.321	30%	38.99
558	23/08/15	07:50:00	a.m.	11.369	30%	38.99
559	23/08/15	07:55:00	a.m.	11.347	30%	38.99
560	23/08/15	08:00:00	a.m.	11.535	30%	38.99
561	23/08/15	08:05:00	a.m.	11.265	30%	38.99
562	23/08/15	08:10:00	a.m.	11.36	30%	38.99
563	23/08/15	08:15:00	a.m.	11.535	30%	38.99
564	23/08/15	08:20:00	a.m.	11.7	31%	41.54
565	23/08/15	08:25:00	a.m.	11.464	30%	38.99

N°	Fecha	Hora	am/pm	TIRANTE (CM) PUNTO P-12 COLECTOR LOS MARINOS	TIRANTE (%)	Q (L/S) PUNTO P-12 COLECTOR LOS MARINOS
566	23/08/15	08:30:00	a.m.	12.176	32%	44.15
567	23/08/15	08:35:00	a.m.	12.833	34%	49.56
568	23/08/15	08:40:00	a.m.	12.424	33%	46.83
569	23/08/15	08:45:00	a.m.	12.517	33%	46.83
570	23/08/15	08:50:00	a.m.	13.108	34%	49.56
571	23/08/15	08:55:00	a.m.	13.034	34%	49.56
572	23/08/15	09:00:00	a.m.	13.038	34%	49.56
573	23/08/15	09:05:00	a.m.	12.969	34%	49.56
574	23/08/15	09:10:00	a.m.	13.043	34%	49.56
575	23/08/15	09:15:00	a.m.	13.049	34%	49.56
576	23/08/15	09:20:00	a.m.	13.092	34%	49.56
577	23/08/15	09:25:00	a.m.	13.626	36%	55.20
578	23/08/15	09:30:00	a.m.	12.965	34%	49.56
579	23/08/15	09:35:00	a.m.	12.95	34%	49.56
580	23/08/15	09:40:00	a.m.	13.034	34%	49.56
581	23/08/15	09:45:00	a.m.	13.17	35%	52.35
582	23/08/15	09:50:00	a.m.	13.415	35%	52.35
583	23/08/15	09:55:00	a.m.	13.402	35%	52.35
584	23/08/15	10:00:00	a.m.	13.76	36%	55.20
585	23/08/15	10:05:00	a.m.	13.962	37%	58.10
586	23/08/15	10:10:00	a.m.	13.964	37%	58.10
587	23/08/15	10:15:00	a.m.	13.741	36%	55.20
588	23/08/15	10:20:00	a.m.	13.849	36%	55.20
589	23/08/15	10:25:00	a.m.	13.862	36%	55.20
590	23/08/15	10:30:00	a.m.	13.516	36%	55.20
591	23/08/15	10:35:00	a.m.	13.583	36%	55.20
592	23/08/15	10:40:00	a.m.	14.102	37%	58.10
593	23/08/15	10:45:00	a.m.	13.594	36%	55.20
594	23/08/15	10:50:00	a.m.	14.005	37%	58.10
595	23/08/15	10:55:00	a.m.	14.048	37%	58.10
596	23/08/15	11:00:00	a.m.	14.279	38%	61.05
597	23/08/15	11:05:00	a.m.	14.135	37%	58.10
598	23/08/15	11:10:00	a.m.	14.496	38%	61.05
599	23/08/15	11:15:00	a.m.	14.357	38%	61.05
600	23/08/15	11:20:00	a.m.	13.873	37%	58.10
601	23/08/15	11:25:00	a.m.	14.042	37%	58.10
602	23/08/15	11:30:00	a.m.	14.24	37%	58.10
603	23/08/15	11:35:00	a.m.	14.288	38%	61.05
604	23/08/15	11:40:00	a.m.	14.372	38%	61.05
605	23/08/15	11:45:00	a.m.	14.182	37%	58.10
606	23/08/15	11:50:00	a.m.	14.546	38%	61.05
607	23/08/15	11:55:00	a.m.	14.342	38%	61.05

N°	Fecha	Hora	am/pm	TIRANTE (CM) PUNTO P-12 COLECTOR LOS MARINOS	TIRANTE (%)	Q (L/S) PUNTO P-12 COLECTOR LOS MARINOS
608	23/08/15	12:00:00	p.m.	14.522	38%	61.05
609	23/08/15	12:05:00	p.m.	14.463	38%	61.05
610	23/08/15	12:10:00	p.m.	14.21	37%	58.10
611	23/08/15	12:15:00	p.m.	14.764	39%	64.05
612	23/08/15	12:20:00	p.m.	14.161	37%	58.10
613	23/08/15	12:25:00	p.m.	14.948	39%	64.05
614	23/08/15	12:30:00	p.m.	14.746	39%	64.05
615	23/08/15	12:35:00	p.m.	15.196	40%	67.09
616	23/08/15	12:40:00	p.m.	14.338	38%	61.05
617	23/08/15	12:45:00	p.m.	14.948	39%	64.05
618	23/08/15	12:50:00	p.m.	15.285	40%	67.09
619	23/08/15	12:55:00	p.m.	15.069	40%	67.09
620	23/08/15	01:00:00	p.m.	15.209	40%	67.09
621	23/08/15	01:05:00	p.m.	15.285	40%	67.09
622	23/08/15	01:10:00	p.m.	14.718	39%	64.05
623	23/08/15	01:15:00	p.m.	14.917	39%	64.05
624	23/08/15	01:20:00	p.m.	14.883	39%	64.05
625	23/08/15	01:25:00	p.m.	14.379	38%	61.05
626	23/08/15	01:30:00	p.m.	14.351	38%	61.05
627	23/08/15	01:35:00	p.m.	13.873	37%	58.10
628	23/08/15	01:40:00	p.m.	14.39	38%	61.05
629	23/08/15	01:45:00	p.m.	13.672	36%	55.20
630	23/08/15	01:50:00	p.m.	14.018	37%	58.10
631	23/08/15	01:55:00	p.m.	13.566	36%	55.20
632	23/08/15	02:00:00	p.m.	13.973	37%	58.10
633	23/08/15	02:05:00	p.m.	13.899	37%	58.10
634	23/08/15	02:10:00	p.m.	13.946	37%	58.10
635	23/08/15	02:15:00	p.m.	14.31	38%	61.05
636	23/08/15	02:20:00	p.m.	13.812	36%	55.20
637	23/08/15	02:25:00	p.m.	13.737	36%	55.20
638	23/08/15	02:30:00	p.m.	14.621	38%	61.05
639	23/08/15	02:35:00	p.m.	14.359	38%	61.05
640	23/08/15	02:40:00	p.m.	14.5	38%	61.05
641	23/08/15	02:45:00	p.m.	14.42	38%	61.05
642	23/08/15	02:50:00	p.m.	14.137	37%	58.10
643	23/08/15	02:55:00	p.m.	14.21	37%	58.10
644	23/08/15	03:00:00	p.m.	14.091	37%	58.10
645	23/08/15	03:05:00	p.m.	13.754	36%	55.20
646	23/08/15	03:10:00	p.m.	13.549	36%	55.20
647	23/08/15	03:15:00	p.m.	13.369	35%	52.35
648	23/08/15	03:20:00	p.m.	13.568	36%	55.20
649	23/08/15	03:25:00	p.m.	13.302	35%	52.35

N°	Fecha	Hora	am/pm	TIRANTE (CM) PUNTO P-12 COLECTOR LOS MARINOS	TIRANTE (%)	Q (L/S) PUNTO P-12 COLECTOR LOS MARINOS
650	23/08/15	03:30:00	p.m.	13.084	34%	49.56
651	23/08/15	03:35:00	p.m.	13.207	35%	52.35
652	23/08/15	03:40:00	p.m.	13.469	35%	52.35
653	23/08/15	03:45:00	p.m.	13.495	36%	55.20
654	23/08/15	03:50:00	p.m.	13.581	36%	55.20
655	23/08/15	03:55:00	p.m.	13.049	34%	49.56
656	23/08/15	04:00:00	p.m.	13.168	35%	52.35
657	23/08/15	04:05:00	p.m.	13.121	35%	52.35
658	23/08/15	04:10:00	p.m.	13.441	35%	52.35
659	23/08/15	04:15:00	p.m.	13.149	35%	52.35
660	23/08/15	04:20:00	p.m.	13.157	35%	52.35
661	23/08/15	04:25:00	p.m.	13.19	35%	52.35
662	23/08/15	04:30:00	p.m.	13.603	36%	55.20
663	23/08/15	04:35:00	p.m.	13.542	36%	55.20
664	23/08/15	04:40:00	p.m.	13.008	34%	49.56
665	23/08/15	04:45:00	p.m.	13.605	36%	55.20
666	23/08/15	04:50:00	p.m.	13.105	34%	49.56
667	23/08/15	04:55:00	p.m.	13.073	34%	49.56
668	23/08/15	05:00:00	p.m.	13.043	34%	49.56
669	23/08/15	05:05:00	p.m.	12.926	34%	49.56
670	23/08/15	05:10:00	p.m.	12.768	34%	49.56
671	23/08/15	05:15:00	p.m.	12.669	33%	46.83
672	23/08/15	05:20:00	p.m.	12.615	33%	46.83
673	23/08/15	05:25:00	p.m.	12.801	34%	49.56
674	23/08/15	05:30:00	p.m.	12.855	34%	49.56
675	23/08/15	05:35:00	p.m.	12.902	34%	49.56
676	23/08/15	05:40:00	p.m.	12.163	32%	44.15
677	23/08/15	05:45:00	p.m.	12.132	32%	44.15
678	23/08/15	05:50:00	p.m.	12.792	34%	49.56
679	23/08/15	05:55:00	p.m.	12.932	34%	49.56
680	23/08/15	06:00:00	p.m.	12.478	33%	46.83
681	23/08/15	06:05:00	p.m.	12.093	32%	44.15
682	23/08/15	06:10:00	p.m.	11.866	31%	41.54
683	23/08/15	06:15:00	p.m.	12.255	32%	44.15
684	23/08/15	06:20:00	p.m.	12.176	32%	44.15
685	23/08/15	06:25:00	p.m.	12.234	32%	44.15
686	23/08/15	06:30:00	p.m.	12.645	33%	46.83
687	23/08/15	06:35:00	p.m.	11.987	32%	44.15
688	23/08/15	06:40:00	p.m.	11.618	31%	41.54
689	23/08/15	06:45:00	p.m.	11.728	31%	41.54
690	23/08/15	06:50:00	p.m.	12.748	34%	49.56
691	23/08/15	06:55:00	p.m.	12.593	33%	46.83

N°	Fecha	Hora	am/pm	TIRANTE (CM) PUNTO P-12 COLECTOR LOS MARINOS	TIRANTE (%)	Q (L/S) PUNTO P-12 COLECTOR LOS MARINOS
692	23/08/15	07:00:00	p.m.	12.145	32%	44.15
693	23/08/15	07:05:00	p.m.	11.909	31%	41.54
694	23/08/15	07:10:00	p.m.	11.743	31%	41.54
695	23/08/15	07:15:00	p.m.	11.598	31%	41.54
696	23/08/15	07:20:00	p.m.	11.568	30%	38.99
697	23/08/15	07:25:00	p.m.	12.02	32%	44.15
698	23/08/15	07:30:00	p.m.	11.527	30%	38.99
699	23/08/15	07:35:00	p.m.	11.62	31%	41.54
700	23/08/15	07:40:00	p.m.	11.695	31%	41.54
701	23/08/15	07:45:00	p.m.	11.629	31%	41.54
702	23/08/15	07:50:00	p.m.	11.536	30%	38.99
703	23/08/15	07:55:00	p.m.	11.667	31%	41.54
704	23/08/15	08:00:00	p.m.	11.583	30%	38.99
705	23/08/15	08:05:00	p.m.	11.702	31%	41.54
706	23/08/15	08:10:00	p.m.	11.616	31%	41.54
707	23/08/15	08:15:00	p.m.	11.514	30%	38.99
708	23/08/15	08:20:00	p.m.	11.494	30%	38.99
709	23/08/15	08:25:00	p.m.	11.743	31%	41.54
710	23/08/15	08:30:00	p.m.	11.557	30%	38.99
711	23/08/15	08:35:00	p.m.	11.49	30%	38.99
712	23/08/15	08:40:00	p.m.	11.27	30%	38.99
713	23/08/15	08:45:00	p.m.	11.315	30%	38.99
714	23/08/15	08:50:00	p.m.	11.382	30%	38.99
715	23/08/15	08:55:00	p.m.	10.867	29%	36.51
716	23/08/15	09:00:00	p.m.	11.438	30%	38.99
717	23/08/15	09:05:00	p.m.	10.917	29%	36.51
718	23/08/15	09:10:00	p.m.	11.159	29%	36.51
719	23/08/15	09:15:00	p.m.	10.991	29%	36.51
720	23/08/15	09:20:00	p.m.	10.816	28%	34.09
721	23/08/15	09:25:00	p.m.	10.947	29%	36.51
722	23/08/15	09:30:00	p.m.	11.176	29%	36.51
723	23/08/15	09:35:00	p.m.	11.213	30%	38.99
724	23/08/15	09:40:00	p.m.	11.211	30%	38.99
725	23/08/15	09:45:00	p.m.	11.001	29%	36.51
726	23/08/15	09:50:00	p.m.	10.813	28%	34.09
727	23/08/15	09:55:00	p.m.	10.857	29%	36.51
728	23/08/15	10:00:00	p.m.	10.865	29%	36.51
729	23/08/15	10:05:00	p.m.	11.151	29%	36.51
730	23/08/15	10:10:00	p.m.	11.053	29%	36.51
731	23/08/15	10:15:00	p.m.	11.099	29%	36.51
732	23/08/15	10:20:00	p.m.	11.055	29%	36.51
733	23/08/15	10:25:00	p.m.	11.388	30%	38.99

N°	Fecha	Hora	am/pm	TIRANTE (CM) PUNTO P-12 COLECTOR LOS MARINOS	TIRANTE (%)	Q (L/S) PUNTO P-12 COLECTOR LOS MARINOS
734	23/08/15	10:30:00	p.m.	11.311	30%	38.99
735	23/08/15	10:35:00	p.m.	11.22	30%	38.99
736	23/08/15	10:40:00	p.m.	10.891	29%	36.51
737	23/08/15	10:45:00	p.m.	10.759	28%	34.09
738	23/08/15	10:50:00	p.m.	10.874	29%	36.51
739	23/08/15	10:55:00	p.m.	10.813	28%	34.09
740	23/08/15	11:00:00	p.m.	10.841	29%	36.51
741	23/08/15	11:05:00	p.m.	10.815	28%	34.09
742	23/08/15	11:10:00	p.m.	10.18	27%	31.75
743	23/08/15	11:15:00	p.m.	10.111	27%	31.75
744	23/08/15	11:20:00	p.m.	10.528	28%	34.09
745	23/08/15	11:25:00	p.m.	10.188	27%	31.75
746	23/08/15	11:30:00	p.m.	10.294	27%	31.75
747	23/08/15	11:35:00	p.m.	10.208	27%	31.75
748	23/08/15	11:40:00	p.m.	10.203	27%	31.75
749	23/08/15	11:45:00	p.m.	9.324	25%	27.27
750	23/08/15	11:50:00	p.m.	9.317	25%	27.27
751	23/08/15	11:55:00	p.m.	9.127	24%	25.15
752	24/08/15	12:00:00	a.m.	9.652	25%	27.27
753	24/08/15	12:05:00	a.m.	9.077	24%	25.15
754	24/08/15	12:10:00	a.m.	8.917	23%	23.10
755	24/08/15	12:15:00	a.m.	8.872	23%	23.10
756	24/08/15	12:20:00	a.m.	8.936	24%	25.15
757	24/08/15	12:25:00	a.m.	8.965	24%	25.15
758	24/08/15	12:30:00	a.m.	8.871	23%	23.10
759	24/08/15	12:35:00	a.m.	8.551	23%	23.10
760	24/08/15	12:40:00	a.m.	8.627	23%	23.10
761	24/08/15	12:45:00	a.m.	8.636	23%	23.10
762	24/08/15	12:50:00	a.m.	8.366	22%	21.13
763	24/08/15	12:55:00	a.m.	8.422	22%	21.13
764	24/08/15	01:00:00	a.m.	8.59	23%	23.10
765	24/08/15	01:05:00	a.m.	8.206	22%	21.13
766	24/08/15	01:10:00	a.m.	8.376	22%	21.13
767	24/08/15	01:15:00	a.m.	8.119	21%	19.24
768	24/08/15	01:20:00	a.m.	8.24	22%	21.13
769	24/08/15	01:25:00	a.m.	8.084	21%	19.24
770	24/08/15	01:30:00	a.m.	7.92	21%	19.24
771	24/08/15	01:35:00	a.m.	7.965	21%	19.24
772	24/08/15	01:40:00	a.m.	7.782	20%	17.44
773	24/08/15	01:45:00	a.m.	7.71	20%	17.44
774	24/08/15	01:50:00	a.m.	7.762	20%	17.44
775	24/08/15	01:55:00	a.m.	7.639	20%	17.44

N°	Fecha	Hora	am/pm	TIRANTE (CM) PUNTO P-12 COLECTOR LOS MARINOS	TIRANTE (%)	Q (L/S) PUNTO P-12 COLECTOR LOS MARINOS
776	24/08/15	02:00:00	a.m.	7.55	20%	17.44
777	24/08/15	02:05:00	a.m.	7.366	19%	15.71
778	24/08/15	02:10:00	a.m.	7.427	20%	17.44
779	24/08/15	02:15:00	a.m.	7.287	19%	15.71
780	24/08/15	02:20:00	a.m.	7.739	20%	17.44
781	24/08/15	02:25:00	a.m.	7.725	20%	17.44
782	24/08/15	02:30:00	a.m.	7.483	20%	17.44
783	24/08/15	02:35:00	a.m.	7.269	19%	15.71
784	24/08/15	02:40:00	a.m.	7.31	19%	15.71
785	24/08/15	02:45:00	a.m.	7.274	19%	15.71
786	24/08/15	02:50:00	a.m.	7.278	19%	15.71
787	24/08/15	02:55:00	a.m.	7.287	19%	15.71
788	24/08/15	03:00:00	a.m.	7.176	19%	15.71
789	24/08/15	03:05:00	a.m.	7.263	19%	15.71
790	24/08/15	03:10:00	a.m.	7.289	19%	15.71
791	24/08/15	03:15:00	a.m.	7.207	19%	15.71
792	24/08/15	03:20:00	a.m.	7.328	19%	15.71
793	24/08/15	03:25:00	a.m.	7.228	19%	15.71
794	24/08/15	03:30:00	a.m.	7.127	19%	15.71
795	24/08/15	03:35:00	a.m.	7.313	19%	15.71
796	24/08/15	03:40:00	a.m.	7.226	19%	15.71
797	24/08/15	03:45:00	a.m.	7.217	19%	15.71
798	24/08/15	03:50:00	a.m.	7.364	19%	15.71
799	24/08/15	03:55:00	a.m.	7.39	19%	15.71
800	24/08/15	04:00:00	a.m.	7.137	19%	15.71
801	24/08/15	04:05:00	a.m.	6.995	18%	14.07
802	24/08/15	04:10:00	a.m.	7.282	19%	15.71
803	24/08/15	04:15:00	a.m.	7.323	19%	15.71
804	24/08/15	04:20:00	a.m.	7.602	20%	17.44
805	24/08/15	04:25:00	a.m.	7.672	20%	17.44
806	24/08/15	04:30:00	a.m.	7.592	20%	17.44
807	24/08/15	04:35:00	a.m.	7.838	21%	19.24
808	24/08/15	04:40:00	a.m.	7.779	20%	17.44
809	24/08/15	04:45:00	a.m.	7.788	20%	17.44
810	24/08/15	04:50:00	a.m.	7.903	21%	19.24
811	24/08/15	04:55:00	a.m.	8.007	21%	19.24
812	24/08/15	05:00:00	a.m.	8.283	22%	21.13
813	24/08/15	05:05:00	a.m.	8.022	21%	19.24
814	24/08/15	05:10:00	a.m.	8.618	23%	23.10
815	24/08/15	05:15:00	a.m.	8.407	22%	21.13
816	24/08/15	05:20:00	a.m.	8.51	22%	21.13
817	24/08/15	05:25:00	a.m.	8.573	23%	23.10

N°	Fecha	Hora	am/pm	TIRANTE (CM) PUNTO P-12 COLECTOR LOS MARINOS	TIRANTE (%)	Q (L/S) PUNTO P-12 COLECTOR LOS MARINOS
818	24/08/15	05:30:00	a.m.	8.887	23%	23.10
819	24/08/15	05:35:00	a.m.	9.2	24%	25.15
820	24/08/15	05:40:00	a.m.	8.789	23%	23.10
821	24/08/15	05:45:00	a.m.	9.687	25%	27.27
822	24/08/15	05:50:00	a.m.	9.62	25%	27.27
823	24/08/15	05:55:00	a.m.	9.594	25%	27.27
824	24/08/15	06:00:00	a.m.	10.044	26%	29.47
825	24/08/15	06:05:00	a.m.	9.449	25%	27.27
826	24/08/15	06:10:00	a.m.	9.522	25%	27.27
827	24/08/15	06:15:00	a.m.	9.697	26%	29.47
828	24/08/15	06:20:00	a.m.	10.234	27%	31.75
829	24/08/15	06:25:00	a.m.	10.275	27%	31.75
830	24/08/15	06:30:00	a.m.	11.029	29%	36.51
831	24/08/15	06:35:00	a.m.	11.317	30%	38.99
832	24/08/15	06:40:00	a.m.	11.118	29%	36.51
833	24/08/15	06:45:00	a.m.	11.847	31%	41.54
834	24/08/15	06:50:00	a.m.	11.544	30%	38.99
835	24/08/15	06:55:00	a.m.	11.979	32%	44.15
836	24/08/15	07:00:00	a.m.	12.602	33%	46.83
837	24/08/15	07:05:00	a.m.	12.779	34%	49.56
838	24/08/15	07:10:00	a.m.	12.655	33%	46.83
839	24/08/15	07:15:00	a.m.	12.748	34%	49.56
840	24/08/15	07:20:00	a.m.	12.986	34%	49.56
841	24/08/15	07:25:00	a.m.	12.846	34%	49.56
842	24/08/15	07:30:00	a.m.	13.002	34%	49.56
843	24/08/15	07:35:00	a.m.	12.956	34%	49.56
844	24/08/15	07:40:00	a.m.	12.681	33%	46.83
845	24/08/15	07:45:00	a.m.	12.986	34%	49.56
846	24/08/15	07:50:00	a.m.	12.904	34%	49.56
847	24/08/15	07:55:00	a.m.	12.815	34%	49.56
848	24/08/15	08:00:00	a.m.	12.375	33%	46.83
849	24/08/15	08:05:00	a.m.	12.701	33%	46.83
850	24/08/15	08:10:00	a.m.	11.749	31%	41.54
851	24/08/15	08:15:00	a.m.	11.667	31%	41.54
852	24/08/15	08:20:00	a.m.	12.082	32%	44.15
853	24/08/15	08:25:00	a.m.	11.682	31%	41.54
854	24/08/15	08:30:00	a.m.	11.695	31%	41.54
855	24/08/15	08:35:00	a.m.	11.94	31%	41.54
856	24/08/15	08:40:00	a.m.	12.018	32%	44.15
857	24/08/15	08:45:00	a.m.	11.622	31%	41.54
858	24/08/15	08:50:00	a.m.	12.212	32%	44.15
859	24/08/15	08:55:00	a.m.	11.488	30%	38.99

N°	Fecha	Hora	am/pm	TIRANTE (CM) PUNTO P-12 COLECTOR LOS MARINOS	TIRANTE (%)	Q (L/S) PUNTO P-12 COLECTOR LOS MARINOS
860	24/08/15	09:00:00	a.m.	11.559	30%	38.99
861	24/08/15	09:05:00	a.m.	11.417	30%	38.99
862	24/08/15	09:10:00	a.m.	11.494	30%	38.99
863	24/08/15	09:15:00	a.m.	11.527	30%	38.99
864	24/08/15	09:20:00	a.m.	11.417	30%	38.99
865	24/08/15	09:25:00	a.m.	11.523	30%	38.99
866	24/08/15	09:30:00	a.m.	11.384	30%	38.99
867	24/08/15	09:35:00	a.m.	11.311	30%	38.99
868	24/08/15	09:40:00	a.m.	11.375	30%	38.99
869	24/08/15	09:45:00	a.m.	11.46	30%	38.99
870	24/08/15	09:50:00	a.m.	11.642	31%	41.54
871	24/08/15	09:55:00	a.m.	11.438	30%	38.99
872	24/08/15	10:00:00	a.m.	11.356	30%	38.99
873	24/08/15	10:05:00	a.m.	11.443	30%	38.99
874	24/08/15	10:10:00	a.m.	11.603	31%	41.54
875	24/08/15	10:15:00	a.m.	11.406	30%	38.99
876	24/08/15	10:20:00	a.m.	12.076	32%	44.15
877	24/08/15	10:25:00	a.m.	10.978	29%	36.51
878	24/08/15	10:30:00	a.m.	11.283	30%	38.99
879	24/08/15	10:35:00	a.m.	11.57	30%	38.99
880	24/08/15	10:40:00	a.m.	11.455	30%	38.99
881	24/08/15	10:45:00	a.m.	11.215	30%	38.99
882	24/08/15	10:50:00	a.m.	11.345	30%	38.99
883	24/08/15	10:55:00	a.m.	11.899	31%	41.54
884	24/08/15	11:00:00	a.m.	12.126	32%	44.15
885	24/08/15	11:05:00	a.m.	11.566	30%	38.99
886	24/08/15	11:10:00	a.m.	11.923	31%	41.54
887	24/08/15	11:15:00	a.m.	11.975	32%	44.15
888	24/08/15	11:20:00	a.m.	11.845	31%	41.54
889	24/08/15	11:25:00	a.m.	11.587	30%	38.99
890	24/08/15	11:30:00	a.m.	12.08	32%	44.15
891	24/08/15	11:35:00	a.m.	11.642	31%	41.54
892	24/08/15	11:40:00	a.m.	12.199	32%	44.15
893	24/08/15	11:45:00	a.m.	11.576	30%	38.99
894	24/08/15	11:50:00	a.m.	11.598	31%	41.54
895	24/08/15	11:55:00	a.m.	11.739	31%	41.54
896	24/08/15	12:00:00	p.m.	12.228	32%	44.15
897	24/08/15	12:05:00	p.m.	12.024	32%	44.15
898	24/08/15	12:10:00	p.m.	11.778	31%	41.54
899	24/08/15	12:15:00	p.m.	11.646	31%	41.54
900	24/08/15	12:20:00	p.m.	11.931	31%	41.54
901	24/08/15	12:25:00	p.m.	12.327	32%	44.15

N°	Fecha	Hora	am/pm	TIRANTE (CM) PUNTO P-12 COLECTOR LOS MARINOS	TIRANTE (%)	Q (L/S) PUNTO P-12 COLECTOR LOS MARINOS
902	24/08/15	12:30:00	p.m.	11.868	31%	41.54
903	24/08/15	12:35:00	p.m.	11.479	30%	38.99
904	24/08/15	12:40:00	p.m.	11.581	30%	38.99
905	24/08/15	12:45:00	p.m.	11.853	31%	41.54
906	24/08/15	12:50:00	p.m.	11.875	31%	41.54
907	24/08/15	12:55:00	p.m.	11.918	31%	41.54
908	24/08/15	01:00:00	p.m.	11.626	31%	41.54
909	24/08/15	01:05:00	p.m.	12.61	33%	46.83
910	24/08/15	01:10:00	p.m.	11.749	31%	41.54
911	24/08/15	01:15:00	p.m.	11.581	30%	38.99
912	24/08/15	01:20:00	p.m.	11.581	30%	38.99
913	24/08/15	01:25:00	p.m.	11.3	30%	38.99
914	24/08/15	01:30:00	p.m.	11.412	30%	38.99
915	24/08/15	01:35:00	p.m.	11.453	30%	38.99
916	24/08/15	01:40:00	p.m.	11.445	30%	38.99
917	24/08/15	01:45:00	p.m.	11.187	29%	36.51
918	24/08/15	01:50:00	p.m.	11.391	30%	38.99
919	24/08/15	01:55:00	p.m.	11.259	30%	38.99
920	24/08/15	02:00:00	p.m.	11.274	30%	38.99
921	24/08/15	02:05:00	p.m.	11.402	30%	38.99
922	24/08/15	02:10:00	p.m.	10.822	28%	34.09
923	24/08/15	02:15:00	p.m.	11.345	30%	38.99
924	24/08/15	02:20:00	p.m.	11.468	30%	38.99
925	24/08/15	02:25:00	p.m.	11.153	29%	36.51
926	24/08/15	02:30:00	p.m.	11.566	30%	38.99
927	24/08/15	02:35:00	p.m.	11.393	30%	38.99
928	24/08/15	02:40:00	p.m.	11.434	30%	38.99
929	24/08/15	02:45:00	p.m.	11.507	30%	38.99
930	24/08/15	02:50:00	p.m.	11.449	30%	38.99
931	24/08/15	02:55:00	p.m.	11.321	30%	38.99
932	24/08/15	03:00:00	p.m.	11.151	29%	36.51
933	24/08/15	03:05:00	p.m.	11.408	30%	38.99
934	24/08/15	03:10:00	p.m.	11.456	30%	38.99
935	24/08/15	03:15:00	p.m.	11.202	29%	36.51
936	24/08/15	03:20:00	p.m.	11.512	30%	38.99
937	24/08/15	03:25:00	p.m.	11.401	30%	38.99
938	24/08/15	03:30:00	p.m.	11.332	30%	38.99
939	24/08/15	03:35:00	p.m.	11.484	30%	38.99
940	24/08/15	03:40:00	p.m.	11.553	30%	38.99
941	24/08/15	03:45:00	p.m.	11.35	30%	38.99
942	24/08/15	03:50:00	p.m.	11.442	30%	38.99
943	24/08/15	03:55:00	p.m.	11.503	30%	38.99

N°	Fecha	Hora	am/pm	TIRANTE (CM) PUNTO P-12 COLECTOR LOS MARINOS	TIRANTE (%)	Q (L/S) PUNTO P-12 COLECTOR LOS MARINOS
944	24/08/15	04:00:00	p.m.	11.568	30%	38.99
945	24/08/15	04:05:00	p.m.	11.425	30%	38.99
946	24/08/15	04:10:00	p.m.	11.298	30%	38.99
947	24/08/15	04:15:00	p.m.	10.989	29%	36.51
948	24/08/15	04:20:00	p.m.	11.581	30%	38.99
949	24/08/15	04:25:00	p.m.	11.527	30%	38.99
950	24/08/15	04:30:00	p.m.	11.436	30%	38.99
951	24/08/15	04:35:00	p.m.	11.646	31%	41.54
952	24/08/15	04:40:00	p.m.	11.817	31%	41.54
953	24/08/15	04:45:00	p.m.	11.691	31%	41.54
954	24/08/15	04:50:00	p.m.	11.447	30%	38.99
955	24/08/15	04:55:00	p.m.	11.585	30%	38.99
956	24/08/15	05:00:00	p.m.	11.585	30%	38.99
957	24/08/15	05:05:00	p.m.	11.719	31%	41.54
958	24/08/15	05:10:00	p.m.	11.425	30%	38.99
959	24/08/15	05:15:00	p.m.	11.384	30%	38.99
960	24/08/15	05:20:00	p.m.	11.468	30%	38.99
961	24/08/15	05:25:00	p.m.	11.497	30%	38.99
962	24/08/15	05:30:00	p.m.	11.429	30%	38.99
963	24/08/15	05:35:00	p.m.	10.911	29%	36.51
964	24/08/15	05:40:00	p.m.	11.44	30%	38.99
965	24/08/15	05:45:00	p.m.	11.324	30%	38.99
966	24/08/15	05:50:00	p.m.	10.915	29%	36.51
967	24/08/15	05:55:00	p.m.	11.35	30%	38.99
968	24/08/15	06:00:00	p.m.	11.345	30%	38.99
969	24/08/15	06:05:00	p.m.	10.781	28%	34.09
970	24/08/15	06:10:00	p.m.	10.887	29%	36.51
971	24/08/15	06:15:00	p.m.	10.813	28%	34.09
972	24/08/15	06:20:00	p.m.	10.694	28%	34.09
973	24/08/15	06:25:00	p.m.	10.774	28%	34.09
974	24/08/15	06:30:00	p.m.	10.699	28%	34.09
975	24/08/15	06:35:00	p.m.	10.809	28%	34.09
976	24/08/15	06:40:00	p.m.	10.811	28%	34.09
977	24/08/15	06:45:00	p.m.	10.991	29%	36.51
978	24/08/15	06:50:00	p.m.	11.014	29%	36.51
979	24/08/15	06:55:00	p.m.	11.33	30%	38.99
980	24/08/15	07:00:00	p.m.	11.004	29%	36.51
981	24/08/15	07:05:00	p.m.	10.917	29%	36.51
982	24/08/15	07:10:00	p.m.	10.824	28%	34.09
983	24/08/15	07:15:00	p.m.	10.843	29%	36.51
984	24/08/15	07:20:00	p.m.	11.149	29%	36.51
985	24/08/15	07:25:00	p.m.	11.287	30%	38.99

N°	Fecha	Hora	am/pm	TIRANTE (CM) PUNTO P-12 COLECTOR LOS MARINOS	TIRANTE (%)	Q (L/S) PUNTO P-12 COLECTOR LOS MARINOS
986	24/08/15	07:30:00	p.m.	11.49	30%	38.99
987	24/08/15	07:35:00	p.m.	11.112	29%	36.51
988	24/08/15	07:40:00	p.m.	10.777	28%	34.09
989	24/08/15	07:45:00	p.m.	11.274	30%	38.99
990	24/08/15	07:50:00	p.m.	11.399	30%	38.99
991	24/08/15	07:55:00	p.m.	11.402	30%	38.99
992	24/08/15	08:00:00	p.m.	11.092	29%	36.51
993	24/08/15	08:05:00	p.m.	11.399	30%	38.99
994	24/08/15	08:10:00	p.m.	11.328	30%	38.99
995	24/08/15	08:15:00	p.m.	11.386	30%	38.99
996	24/08/15	08:20:00	p.m.	11.479	30%	38.99
997	24/08/15	08:25:00	p.m.	11.423	30%	38.99
998	24/08/15	08:30:00	p.m.	11.339	30%	38.99
999	24/08/15	08:35:00	p.m.	11.479	30%	38.99
1000	24/08/15	08:40:00	p.m.	11.389	30%	38.99
1001	24/08/15	08:45:00	p.m.	11.021	29%	36.51
1002	24/08/15	08:50:00	p.m.	11.215	30%	38.99
1003	24/08/15	08:55:00	p.m.	10.893	29%	36.51
1004	24/08/15	09:00:00	p.m.	10.815	28%	34.09
1005	24/08/15	09:05:00	p.m.	10.72	28%	34.09
1006	24/08/15	09:10:00	p.m.	10.803	28%	34.09
1007	24/08/15	09:15:00	p.m.	10.857	29%	36.51
1008	24/08/15	09:20:00	p.m.	10.8	28%	34.09
1009	24/08/15	09:25:00	p.m.	10.792	28%	34.09
1010	24/08/15	09:30:00	p.m.	10.766	28%	34.09
1011	24/08/15	09:35:00	p.m.	10.874	29%	36.51
1012	24/08/15	09:40:00	p.m.	10.74	28%	34.09
1013	24/08/15	09:45:00	p.m.	10.709	28%	34.09
1014	24/08/15	09:50:00	p.m.	11.269	30%	38.99
1015	24/08/15	09:55:00	p.m.	10.701	28%	34.09
1016	24/08/15	10:00:00	p.m.	10.75	28%	34.09
1017	24/08/15	10:05:00	p.m.	11.017	29%	36.51
1018	24/08/15	10:10:00	p.m.	10.956	29%	36.51
1019	24/08/15	10:15:00	p.m.	10.8	28%	34.09
1020	24/08/15	10:20:00	p.m.	10.735	28%	34.09
1021	24/08/15	10:25:00	p.m.	10.906	29%	36.51
1022	24/08/15	10:30:00	p.m.	10.809	28%	34.09
1023	24/08/15	10:35:00	p.m.	10.385	27%	31.75
1024	24/08/15	10:40:00	p.m.	10.24	27%	31.75
1025	24/08/15	10:45:00	p.m.	10.065	26%	29.47
1026	24/08/15	10:50:00	p.m.	10.057	26%	29.47
1027	24/08/15	10:55:00	p.m.	10.158	27%	31.75

N°	Fecha	Hora	am/pm	TIRANTE (CM) PUNTO P-12 COLECTOR LOS MARINOS	TIRANTE (%)	Q (L/S) PUNTO P-12 COLECTOR LOS MARINOS
1028	24/08/15	11:00:00	p.m.	10.078	27%	31.75
1029	24/08/15	11:05:00	p.m.	10.004	26%	29.47
1030	24/08/15	11:10:00	p.m.	10.017	26%	29.47
1031	24/08/15	11:15:00	p.m.	9.55	25%	27.27
1032	24/08/15	11:20:00	p.m.	10.164	27%	31.75
1033	24/08/15	11:25:00	p.m.	9.994	26%	29.47
1034	24/08/15	11:30:00	p.m.	10.054	26%	29.47
1035	24/08/15	11:35:00	p.m.	9.732	26%	29.47
1036	24/08/15	11:40:00	p.m.	9.801	26%	29.47
1037	24/08/15	11:45:00	p.m.	10	26%	29.47
1038	24/08/15	11:50:00	p.m.	9.715	26%	29.47
1039	24/08/15	11:55:00	p.m.	9.338	25%	27.27
1040	25/08/15	12:00:00	a.m.	9.131	24%	25.15
1041	25/08/15	12:05:00	a.m.	9.484	25%	27.27
1042	25/08/15	12:10:00	a.m.	9.527	25%	27.27
1043	25/08/15	12:15:00	a.m.	9.062	24%	25.15
1044	25/08/15	12:20:00	a.m.	8.9	23%	23.10
1045	25/08/15	12:25:00	a.m.	8.973	24%	25.15
1046	25/08/15	12:30:00	a.m.	8.876	23%	23.10
1047	25/08/15	12:35:00	a.m.	8.88	23%	23.10
1048	25/08/15	12:40:00	a.m.	8.335	22%	21.13
1049	25/08/15	12:45:00	a.m.	8.394	22%	21.13
1050	25/08/15	12:50:00	a.m.	8.378	22%	21.13
1051	25/08/15	12:55:00	a.m.	8.128	21%	19.24
1052	25/08/15	01:00:00	a.m.	8.365	22%	21.13
1053	25/08/15	01:05:00	a.m.	8.071	21%	19.24
1054	25/08/15	01:10:00	a.m.	8.149	21%	19.24
1055	25/08/15	01:15:00	a.m.	7.974	21%	19.24
1056	25/08/15	01:20:00	a.m.	8.054	21%	19.24
1057	25/08/15	01:25:00	a.m.	7.961	21%	19.24
1058	25/08/15	01:30:00	a.m.	7.912	21%	19.24
1059	25/08/15	01:35:00	a.m.	7.663	20%	17.44
1060	25/08/15	01:40:00	a.m.	7.717	20%	17.44
1061	25/08/15	01:45:00	a.m.	7.602	20%	17.44
1062	25/08/15	01:50:00	a.m.	7.552	20%	17.44
1063	25/08/15	01:55:00	a.m.	7.656	20%	17.44
1064	25/08/15	02:00:00	a.m.	7.418	20%	17.44
1065	25/08/15	02:05:00	a.m.	7.548	20%	17.44
1066	25/08/15	02:10:00	a.m.	7.65	20%	17.44
1067	25/08/15	02:15:00	a.m.	7.401	19%	15.71
1068	25/08/15	02:20:00	a.m.	6.984	18%	14.07
1069	25/08/15	02:25:00	a.m.	7.129	19%	15.71

N°	Fecha	Hora	am/pm	TIRANTE (CM) PUNTO P-12 COLECTOR LOS MARINOS	TIRANTE (%)	Q (L/S) PUNTO P-12 COLECTOR LOS MARINOS
1070	25/08/15	02:30:00	a.m.	7.326	19%	15.71
1071	25/08/15	02:35:00	a.m.	7.258	19%	15.71
1072	25/08/15	02:40:00	a.m.	7.401	19%	15.71
1073	25/08/15	02:45:00	a.m.	7.174	19%	15.71
1074	25/08/15	02:50:00	a.m.	7.042	19%	15.71
1075	25/08/15	02:55:00	a.m.	6.895	18%	14.07
1076	25/08/15	03:00:00	a.m.	6.966	18%	14.07
1077	25/08/15	03:05:00	a.m.	7.001	18%	14.07
1078	25/08/15	03:10:00	a.m.	6.96	18%	14.07
1079	25/08/15	03:15:00	a.m.	6.772	18%	14.07
1080	25/08/15	03:20:00	a.m.	6.432	17%	12.52
1081	25/08/15	03:25:00	a.m.	6.839	18%	14.07
1082	25/08/15	03:30:00	a.m.	6.768	18%	14.07
1083	25/08/15	03:35:00	a.m.	6.908	18%	14.07
1084	25/08/15	03:40:00	a.m.	6.984	18%	14.07
1085	25/08/15	03:45:00	a.m.	6.78	18%	14.07
1086	25/08/15	03:50:00	a.m.	6.917	18%	14.07
1087	25/08/15	03:55:00	a.m.	7.401	19%	15.71
1088	25/08/15	04:00:00	a.m.	7.047	19%	15.71
1089	25/08/15	04:05:00	a.m.	6.919	18%	14.07
1090	25/08/15	04:10:00	a.m.	6.993	18%	14.07
1091	25/08/15	04:15:00	a.m.	6.899	18%	14.07
1092	25/08/15	04:20:00	a.m.	6.791	18%	14.07
1093	25/08/15	04:25:00	a.m.	6.848	18%	14.07
1094	25/08/15	04:30:00	a.m.	6.951	18%	14.07
1095	25/08/15	04:35:00	a.m.	7.455	20%	17.44
1096	25/08/15	04:40:00	a.m.	7.542	20%	17.44
1097	25/08/15	04:45:00	a.m.	7.594	20%	17.44
1098	25/08/15	04:50:00	a.m.	7.555	20%	17.44
1099	25/08/15	04:55:00	a.m.	7.706	20%	17.44
1100	25/08/15	05:00:00	a.m.	8.013	21%	19.24
1101	25/08/15	05:05:00	a.m.	8.24	22%	21.13
1102	25/08/15	05:10:00	a.m.	8.134	21%	19.24
1103	25/08/15	05:15:00	a.m.	7.851	21%	19.24
1104	25/08/15	05:20:00	a.m.	8.489	22%	21.13
1105	25/08/15	05:25:00	a.m.	8.4	22%	21.13
1106	25/08/15	05:30:00	a.m.	9.018	24%	25.15
1107	25/08/15	05:35:00	a.m.	9.045	24%	25.15
1108	25/08/15	05:40:00	a.m.	9.248	24%	25.15
1109	25/08/15	05:45:00	a.m.	9.031	24%	25.15
1110	25/08/15	05:50:00	a.m.	9.637	25%	27.27
1111	25/08/15	05:55:00	a.m.	9.551	25%	27.27

N°	Fecha	Hora	am/pm	TIRANTE (CM) PUNTO P-12 COLECTOR LOS MARINOS	TIRANTE (%)	Q (L/S) PUNTO P-12 COLECTOR LOS MARINOS
1112	25/08/15	06:00:00	a.m.	9.527	25%	27.27
1113	25/08/15	06:05:00	a.m.	10.175	27%	31.75
1114	25/08/15	06:10:00	a.m.	10.137	27%	31.75
1115	25/08/15	06:15:00	a.m.	10.195	27%	31.75
1116	25/08/15	06:20:00	a.m.	10.643	28%	34.09
1117	25/08/15	06:25:00	a.m.	10.683	28%	34.09
1118	25/08/15	06:30:00	a.m.	11.129	29%	36.51
1119	25/08/15	06:35:00	a.m.	11.237	30%	38.99
1120	25/08/15	06:40:00	a.m.	11.261	30%	38.99
1121	25/08/15	06:45:00	a.m.	11.373	30%	38.99
1122	25/08/15	06:50:00	a.m.	11.708	31%	41.54
1123	25/08/15	06:55:00	a.m.	12.202	32%	44.15
1124	25/08/15	07:00:00	a.m.	12.182	32%	44.15
1125	25/08/15	07:05:00	a.m.	12.096	32%	44.15
1126	25/08/15	07:10:00	a.m.	12.059	32%	44.15
1127	25/08/15	07:15:00	a.m.	12.66	33%	46.83
1128	25/08/15	07:20:00	a.m.	12.753	34%	49.56
1129	25/08/15	07:25:00	a.m.	12.573	33%	46.83
1130	25/08/15	07:30:00	a.m.	12.694	33%	46.83
1131	25/08/15	07:35:00	a.m.	12.565	33%	46.83
1132	25/08/15	07:40:00	a.m.	12.059	32%	44.15
1133	25/08/15	07:45:00	a.m.	12.377	33%	46.83
1134	25/08/15	07:50:00	a.m.	12.026	32%	44.15
1135	25/08/15	07:55:00	a.m.	11.624	31%	41.54
1136	25/08/15	08:00:00	a.m.	11.765	31%	41.54
1137	25/08/15	08:05:00	a.m.	11.533	30%	38.99
1138	25/08/15	08:10:00	a.m.	11.531	30%	38.99
1139	25/08/15	08:15:00	a.m.	11.577	30%	38.99
1140	25/08/15	08:20:00	a.m.	11.739	31%	41.54
1141	25/08/15	08:25:00	a.m.	11.633	31%	41.54
1142	25/08/15	08:30:00	a.m.	11.693	31%	41.54
1143	25/08/15	08:35:00	a.m.	11.576	30%	38.99
1144	25/08/15	08:40:00	a.m.	11.479	30%	38.99
1145	25/08/15	08:45:00	a.m.	12.576	33%	46.83
1146	25/08/15	08:50:00	a.m.	13.023	34%	49.56
1147	25/08/15	08:55:00	a.m.	13.081	34%	49.56
1148	25/08/15	09:00:00	a.m.	12.794	34%	49.56
1149	25/08/15	09:05:00	a.m.	12.502	33%	46.83
1150	25/08/15	09:10:00	a.m.	11.735	31%	41.54
1151	25/08/15	09:15:00	a.m.	11.615	31%	41.54
1152	25/08/15	09:20:00	a.m.	12.37	33%	46.83
			Max	15.29	40%	67.09

N°	Fecha	Hora	am/pm	TIRANTE (CM) PUNTO P-12 COLECTOR LOS MARINOS	TIRANTE (%)	Q (L/S) PUNTO P-12 COLECTOR LOS MARINOS	
				Prom	10.90	29%	36.70
				Min	6.43	17%	12.52

2.14 PUNTO P-13 COLECTOR PUENTE PIEDRA

N°	Fecha	Hora	am/pm	TIRANTE (CM) PUNTO P-13 COLEC. PTE. PIEDRA	TIRANTE (%)	Q (L/S) PUNTO P- 13 COLEC. PTE. PIEDRA
1	31/08/15	10:25:00	a.m.	52.495	58%	804.53
2	31/08/15	10:30:00	a.m.	52.44602	58%	804.53
3	31/08/15	10:35:00	a.m.	52.341606	58%	804.53
4	31/08/15	10:40:00	a.m.	52.388152	58%	804.53
5	31/08/15	10:45:00	a.m.	52.242224	58%	804.53
6	31/08/15	10:50:00	a.m.	52.205742	58%	804.53
7	31/08/15	10:55:00	a.m.	52.586916	58%	804.53
8	31/08/15	11:00:00	a.m.	52.88632	59%	826.26
9	31/08/15	11:05:00	a.m.	52.624656	58%	804.53
10	31/08/15	11:10:00	a.m.	52.744166	59%	826.26
11	31/08/15	11:15:00	a.m.	53.531674	59%	826.26
12	31/08/15	11:20:00	a.m.	53.637346	60%	847.92
13	31/08/15	11:25:00	a.m.	52.851096	59%	826.26
14	31/08/15	11:30:00	a.m.	53.26372	59%	826.26
15	31/08/15	11:35:00	a.m.	54.398436	60%	847.92
16	31/08/15	11:40:00	a.m.	53.82982	60%	847.92
17	31/08/15	11:45:00	a.m.	53.675086	60%	847.92
18	31/08/15	11:50:00	a.m.	53.498966	59%	826.26
19	31/08/15	11:55:00	a.m.	54.520462	61%	869.51
20	31/08/15	12:00:00	p.m.	54.967052	61%	869.51
21	31/08/15	12:05:00	p.m.	54.536816	61%	869.51
22	31/08/15	12:10:00	p.m.	54.556944	61%	869.51
23	31/08/15	12:15:00	p.m.	54.154384	60%	847.92
24	31/08/15	12:20:00	p.m.	55.575924	62%	891.00
25	31/08/15	12:25:00	p.m.	55.070208	61%	869.51
26	31/08/15	12:30:00	p.m.	55.193492	61%	869.51
27	31/08/15	12:35:00	p.m.	55.413642	62%	891.00
28	31/08/15	12:40:00	p.m.	55.456414	62%	891.00

N°	Fecha	Hora	am/pm	TIRANTE (CM) PUNTO P-13 COLEC. PTE. PIEDRA	TIRANTE (%)	Q (L/S) PUNTO P- 13 COLEC. PTE. PIEDRA
29	31/08/15	12:45:00	p.m.	55.33942	61%	869.51
30	31/08/15	12:50:00	p.m.	55.627502	62%	891.00
31	31/08/15	12:55:00	p.m.	56.275372	63%	912.37
32	31/08/15	01:00:00	p.m.	56.588614	63%	912.37
33	31/08/15	01:05:00	p.m.	56.694286	63%	912.37
34	31/08/15	01:10:00	p.m.	57.613884	64%	933.60
35	31/08/15	01:15:00	p.m.	57.852904	64%	933.60
36	31/08/15	01:20:00	p.m.	57.896934	64%	933.60
37	31/08/15	01:25:00	p.m.	57.01256	63%	912.37
38	31/08/15	01:30:00	p.m.	56.33324	63%	912.37
39	31/08/15	01:35:00	p.m.	56.890534	63%	912.37
40	31/08/15	01:40:00	p.m.	56.240148	62%	891.00
41	31/08/15	01:45:00	p.m.	57.335866	64%	933.60
42	31/08/15	01:50:00	p.m.	56.991174	63%	912.37
43	31/08/15	01:55:00	p.m.	57.342156	64%	933.60
44	31/08/15	02:00:00	p.m.	57.871774	64%	933.60
45	31/08/15	02:05:00	p.m.	58.2454	65%	954.66
46	31/08/15	02:10:00	p.m.	58.247916	65%	954.66
47	31/08/15	02:15:00	p.m.	57.83655	64%	933.60
48	31/08/15	02:20:00	p.m.	57.267934	64%	933.60
49	31/08/15	02:25:00	p.m.	57.369832	64%	933.60
50	31/08/15	02:30:00	p.m.	57.752264	64%	933.60
51	31/08/15	02:35:00	p.m.	57.94348	64%	933.60
52	31/08/15	02:40:00	p.m.	57.772392	64%	933.60
53	31/08/15	02:45:00	p.m.	56.93708	63%	912.37
54	31/08/15	02:50:00	p.m.	56.684222	63%	912.37
55	31/08/15	02:55:00	p.m.	56.94966	63%	912.37
56	31/08/15	03:00:00	p.m.	56.888018	63%	912.37
57	31/08/15	03:05:00	p.m.	56.539552	63%	912.37
58	31/08/15	03:10:00	p.m.	56.612516	63%	912.37
59	31/08/15	03:15:00	p.m.	57.045268	63%	912.37
60	31/08/15	03:20:00	p.m.	57.279256	64%	933.60
61	31/08/15	03:25:00	p.m.	56.838956	63%	912.37
62	31/08/15	03:30:00	p.m.	57.54092	64%	933.60
63	31/08/15	03:35:00	p.m.	58.070538	65%	954.66
64	31/08/15	03:40:00	p.m.	58.554868	65%	954.66
65	31/08/15	03:45:00	p.m.	57.573628	64%	933.60
66	31/08/15	03:50:00	p.m.	57.342156	64%	933.60
67	31/08/15	03:55:00	p.m.	57.386186	64%	933.60
68	31/08/15	04:00:00	p.m.	56.901856	63%	912.37
69	31/08/15	04:05:00	p.m.	57.382412	64%	933.60
70	31/08/15	04:10:00	p.m.	58.12589	65%	954.66

N°	Fecha	Hora	am/pm	TIRANTE (CM) PUNTO P-13 COLEC. PTE. PIEDRA	TIRANTE (%)	Q (L/S) PUNTO P- 13 COLEC. PTE. PIEDRA
71	31/08/15	04:15:00	p.m.	57.92461	64%	933.60
72	31/08/15	04:20:00	p.m.	57.361026	64%	933.60
73	31/08/15	04:25:00	p.m.	57.562306	64%	933.60
74	31/08/15	04:30:00	p.m.	58.093182	65%	954.66
75	31/08/15	04:35:00	p.m.	57.55979	64%	933.60
76	31/08/15	04:40:00	p.m.	57.983736	64%	933.60
77	31/08/15	04:45:00	p.m.	57.920836	64%	933.60
78	31/08/15	04:50:00	p.m.	57.504438	64%	933.60
79	31/08/15	04:55:00	p.m.	56.986142	63%	912.37
80	31/08/15	05:00:00	p.m.	57.569854	64%	933.60
81	31/08/15	05:05:00	p.m.	57.135844	63%	912.37
82	31/08/15	05:10:00	p.m.	57.709492	64%	933.60
83	31/08/15	05:15:00	p.m.	57.888128	64%	933.60
84	31/08/15	05:20:00	p.m.	57.608852	64%	933.60
85	31/08/15	05:25:00	p.m.	56.745864	63%	912.37
86	31/08/15	05:30:00	p.m.	56.425074	63%	912.37
87	31/08/15	05:35:00	p.m.	56.28921	63%	912.37
88	31/08/15	05:40:00	p.m.	55.774688	62%	891.00
89	31/08/15	05:45:00	p.m.	55.287842	61%	869.51
90	31/08/15	05:50:00	p.m.	55.08153	61%	869.51
91	31/08/15	05:55:00	p.m.	54.227348	60%	847.92
92	31/08/15	06:00:00	p.m.	53.153016	59%	826.26
93	31/08/15	06:05:00	p.m.	52.310156	58%	804.53
94	31/08/15	06:10:00	p.m.	51.964206	58%	804.53
95	31/08/15	06:15:00	p.m.	51.814504	58%	804.53
96	31/08/15	06:20:00	p.m.	51.643416	57%	782.77
97	31/08/15	06:25:00	p.m.	51.767958	58%	804.53
98	31/08/15	06:30:00	p.m.	51.608192	57%	782.77
99	31/08/15	06:35:00	p.m.	51.308788	57%	782.77
100	31/08/15	06:40:00	p.m.	51.335206	57%	782.77
101	31/08/15	06:45:00	p.m.	51.297466	57%	782.77
102	31/08/15	06:50:00	p.m.	51.253436	57%	782.77
103	31/08/15	06:55:00	p.m.	51.218212	57%	782.77
104	31/08/15	07:00:00	p.m.	50.76659	56%	761.00
105	31/08/15	07:05:00	p.m.	50.511216	56%	761.00
106	31/08/15	07:10:00	p.m.	50.384158	56%	761.00
107	31/08/15	07:15:00	p.m.	50.41435	56%	761.00
108	31/08/15	07:20:00	p.m.	50.32629	56%	761.00
109	31/08/15	07:25:00	p.m.	49.96776	56%	761.00
110	31/08/15	07:30:00	p.m.	49.556394	55%	739.22
111	31/08/15	07:35:00	p.m.	49.630616	55%	739.22
112	31/08/15	07:40:00	p.m.	48.487094	54%	717.47

N°	Fecha	Hora	am/pm	TIRANTE (CM) PUNTO P-13 COLEC. PTE. PIEDRA	TIRANTE (%)	Q (L/S) PUNTO P- 13 COLEC. PTE. PIEDRA
113	31/08/15	07:45:00	p.m.	47.83545	53%	695.75
114	31/08/15	07:50:00	p.m.	47.796452	53%	695.75
115	31/08/15	07:55:00	p.m.	47.478178	53%	695.75
116	31/08/15	08:00:00	p.m.	47.171226	52%	674.10
117	31/08/15	08:05:00	p.m.	47.103294	52%	674.10
118	31/08/15	08:10:00	p.m.	47.098262	52%	674.10
119	31/08/15	08:15:00	p.m.	46.795084	52%	674.10
120	31/08/15	08:20:00	p.m.	46.920884	52%	674.10
121	31/08/15	08:25:00	p.m.	46.66551	52%	674.10
122	31/08/15	08:30:00	p.m.	46.422716	52%	674.10
123	31/08/15	08:35:00	p.m.	46.913336	52%	674.10
124	31/08/15	08:40:00	p.m.	46.567386	52%	674.10
125	31/08/15	08:45:00	p.m.	46.68438	52%	674.10
126	31/08/15	08:50:00	p.m.	45.23768	50%	631.05
127	31/08/15	08:55:00	p.m.	44.840152	50%	631.05
128	31/08/15	09:00:00	p.m.	44.793606	50%	631.05
129	31/08/15	09:05:00	p.m.	45.002434	50%	631.05
130	31/08/15	09:10:00	p.m.	44.807444	50%	631.05
131	31/08/15	09:15:00	p.m.	44.788574	50%	631.05
132	31/08/15	09:20:00	p.m.	45.217552	50%	631.05
133	31/08/15	09:25:00	p.m.	45.035142	50%	631.05
134	31/08/15	09:30:00	p.m.	44.984822	50%	631.05
135	31/08/15	09:35:00	p.m.	44.606164	50%	631.05
136	31/08/15	09:40:00	p.m.	44.211152	49%	609.68
137	31/08/15	09:45:00	p.m.	43.787206	49%	609.68
138	31/08/15	09:50:00	p.m.	43.368292	48%	588.44
139	31/08/15	09:55:00	p.m.	42.492724	47%	567.36
140	31/08/15	10:00:00	p.m.	41.91027	47%	567.36
141	31/08/15	10:05:00	p.m.	42.263768	47%	567.36
142	31/08/15	10:10:00	p.m.	42.415986	47%	567.36
143	31/08/15	10:15:00	p.m.	42.687714	47%	567.36
144	31/08/15	10:20:00	p.m.	43.30036	48%	588.44
145	31/08/15	10:25:00	p.m.	43.354454	48%	588.44
146	31/08/15	10:30:00	p.m.	42.93554	48%	588.44
147	31/08/15	10:35:00	p.m.	42.361892	47%	567.36
148	31/08/15	10:40:00	p.m.	42.018458	47%	567.36
149	31/08/15	10:45:00	p.m.	41.649864	46%	546.44
150	31/08/15	10:50:00	p.m.	41.54545	46%	546.44
151	31/08/15	10:55:00	p.m.	42.336732	47%	567.36
152	31/08/15	11:00:00	p.m.	42.772	48%	588.44
153	31/08/15	11:05:00	p.m.	41.934172	47%	567.36
154	31/08/15	11:10:00	p.m.	40.863614	45%	525.70

N°	Fecha	Hora	am/pm	TIRANTE (CM) PUNTO P-13 COLEC. PTE. PIEDRA	TIRANTE (%)	Q (L/S) PUNTO P- 13 COLEC. PTE. PIEDRA
155	31/08/15	11:15:00	p.m.	40.417024	45%	525.70
156	31/08/15	11:20:00	p.m.	40.250968	45%	525.70
157	31/08/15	11:25:00	p.m.	39.619452	44%	505.16
158	31/08/15	11:30:00	p.m.	39.45088	44%	505.16
159	31/08/15	11:35:00	p.m.	38.479704	43%	484.83
160	31/08/15	11:40:00	p.m.	37.231768	41%	444.89
161	31/08/15	11:45:00	p.m.	37.258186	41%	444.89
162	31/08/15	11:50:00	p.m.	37.60162	42%	464.74
163	31/08/15	11:55:00	p.m.	37.465756	42%	464.74
164	01/09/15	12:00:00	a.m.	41.366814	46%	546.44
165	01/09/15	12:05:00	a.m.	42.305282	47%	567.36
166	01/09/15	12:10:00	a.m.	38.428126	43%	484.83
167	01/09/15	12:15:00	a.m.	37.126096	41%	444.89
168	01/09/15	12:20:00	a.m.	37.35631	42%	464.74
169	01/09/15	12:25:00	a.m.	37.084582	41%	444.89
170	01/09/15	12:30:00	a.m.	36.785178	41%	444.89
171	01/09/15	12:35:00	a.m.	36.510934	41%	444.89
172	01/09/15	12:40:00	a.m.	36.644282	41%	444.89
173	01/09/15	12:45:00	a.m.	36.099568	40%	425.31
174	01/09/15	12:50:00	a.m.	35.382508	39%	406.00
175	01/09/15	12:55:00	a.m.	35.364896	39%	406.00
176	01/09/15	01:00:00	a.m.	35.68946	40%	425.31
177	01/09/15	01:05:00	a.m.	39.003032	43%	484.83
178	01/09/15	01:10:00	a.m.	39.216892	44%	505.16
179	01/09/15	01:15:00	a.m.	39.019386	43%	484.83
180	01/09/15	01:20:00	a.m.	38.814332	43%	484.83
181	01/09/15	01:25:00	a.m.	38.137528	42%	464.74
182	01/09/15	01:30:00	a.m.	37.892218	42%	464.74
183	01/09/15	01:35:00	a.m.	37.612942	42%	464.74
184	01/09/15	01:40:00	a.m.	37.158804	41%	444.89
185	01/09/15	01:45:00	a.m.	37.590298	42%	464.74
186	01/09/15	01:50:00	a.m.	38.479704	43%	484.83
187	01/09/15	01:55:00	a.m.	37.53872	42%	464.74
188	01/09/15	02:00:00	a.m.	38.116142	42%	464.74
189	01/09/15	02:05:00	a.m.	37.225478	41%	444.89
190	01/09/15	02:10:00	a.m.	36.567544	41%	444.89
191	01/09/15	02:15:00	a.m.	36.824176	41%	444.89
192	01/09/15	02:20:00	a.m.	36.703408	41%	444.89
193	01/09/15	02:25:00	a.m.	36.344878	40%	425.31
194	01/09/15	02:30:00	a.m.	36.461872	41%	444.89
195	01/09/15	02:35:00	a.m.	35.64543	40%	425.31
196	01/09/15	02:40:00	a.m.	34.92208	39%	406.00

N°	Fecha	Hora	am/pm	TIRANTE (CM) PUNTO P-13 COLEC. PTE. PIEDRA	TIRANTE (%)	Q (L/S) PUNTO P- 13 COLEC. PTE. PIEDRA
197	01/09/15	02:45:00	a.m.	33.031306	37%	368.28
198	01/09/15	02:50:00	a.m.	32.74574	36%	349.90
199	01/09/15	02:55:00	a.m.	32.32431	36%	349.90
200	01/09/15	03:00:00	a.m.	32.024906	36%	349.90
201	01/09/15	03:05:00	a.m.	32.216122	36%	349.90
202	01/09/15	03:10:00	a.m.	32.183414	36%	349.90
203	01/09/15	03:15:00	a.m.	31.767016	35%	331.85
204	01/09/15	03:20:00	a.m.	31.561962	35%	331.85
205	01/09/15	03:25:00	a.m.	31.37452	35%	331.85
206	01/09/15	03:30:00	a.m.	31.06002	35%	331.85
207	01/09/15	03:35:00	a.m.	30.774454	34%	314.16
208	01/09/15	03:40:00	a.m.	30.85874	34%	314.16
209	01/09/15	03:45:00	a.m.	31.17324	35%	331.85
210	01/09/15	03:50:00	a.m.	32.090322	36%	349.90
211	01/09/15	03:55:00	a.m.	32.011068	36%	349.90
212	01/09/15	04:00:00	a.m.	31.429872	35%	331.85
213	01/09/15	04:05:00	a.m.	31.982134	36%	349.90
214	01/09/15	04:10:00	a.m.	31.467612	35%	331.85
215	01/09/15	04:15:00	a.m.	31.565736	35%	331.85
216	01/09/15	04:20:00	a.m.	31.28017	35%	331.85
217	01/09/15	04:25:00	a.m.	30.93422	34%	314.16
218	01/09/15	04:30:00	a.m.	30.540466	34%	314.16
219	01/09/15	04:35:00	a.m.	30.213386	34%	314.16
220	01/09/15	04:40:00	a.m.	29.993236	33%	296.83
221	01/09/15	04:45:00	a.m.	30.039782	33%	296.83
222	01/09/15	04:50:00	a.m.	30.07249	33%	296.83
223	01/09/15	04:55:00	a.m.	29.87121	33%	296.83
224	01/09/15	05:00:00	a.m.	29.922788	33%	296.83
225	01/09/15	05:05:00	a.m.	29.895112	33%	296.83
226	01/09/15	05:10:00	a.m.	29.979398	33%	296.83
227	01/09/15	05:15:00	a.m.	29.941658	33%	296.83
228	01/09/15	05:20:00	a.m.	30.316542	34%	314.16
229	01/09/15	05:25:00	a.m.	30.232256	34%	314.16
230	01/09/15	05:30:00	a.m.	30.461212	34%	314.16
231	01/09/15	05:35:00	a.m.	31.271364	35%	331.85
232	01/09/15	05:40:00	a.m.	32.234992	36%	349.90
233	01/09/15	05:45:00	a.m.	33.391094	37%	368.28
234	01/09/15	05:50:00	a.m.	35.226516	39%	406.00
235	01/09/15	05:55:00	a.m.	35.868096	40%	425.31
236	01/09/15	06:00:00	a.m.	35.68946	40%	425.31
237	01/09/15	06:05:00	a.m.	35.547306	39%	406.00
238	01/09/15	06:10:00	a.m.	35.44415	39%	406.00

N°	Fecha	Hora	am/pm	TIRANTE (CM) PUNTO P-13 COLEC. PTE. PIEDRA	TIRANTE (%)	Q (L/S) PUNTO P- 13 COLEC. PTE. PIEDRA
239	01/09/15	06:15:00	a.m.	36.17379	40%	425.31
240	01/09/15	06:20:00	a.m.	36.824176	41%	444.89
241	01/09/15	06:25:00	a.m.	37.709808	42%	464.74
242	01/09/15	06:30:00	a.m.	37.97902	42%	464.74
243	01/09/15	06:35:00	a.m.	37.882154	42%	464.74
244	01/09/15	06:40:00	a.m.	37.962666	42%	464.74
245	01/09/15	06:45:00	a.m.	38.433158	43%	484.83
246	01/09/15	06:50:00	a.m.	39.707512	44%	505.16
247	01/09/15	06:55:00	a.m.	40.391864	45%	525.70
248	01/09/15	07:00:00	a.m.	37.729936	42%	464.74
249	01/09/15	07:05:00	a.m.	40.33777	45%	525.70
250	01/09/15	07:10:00	a.m.	41.486324	46%	546.44
251	01/09/15	07:15:00	a.m.	42.046134	47%	567.36
252	01/09/15	07:20:00	a.m.	40.18052	45%	525.70
253	01/09/15	07:25:00	a.m.	41.458648	46%	546.44
254	01/09/15	07:30:00	a.m.	41.549224	46%	546.44
255	01/09/15	07:35:00	a.m.	42.974538	48%	588.44
256	01/09/15	07:40:00	a.m.	45.13704	50%	631.05
257	01/09/15	07:45:00	a.m.	46.020156	51%	652.53
258	01/09/15	07:50:00	a.m.	46.611416	52%	674.10
259	01/09/15	07:55:00	a.m.	46.27553	51%	652.53
260	01/09/15	08:00:00	a.m.	47.032846	52%	674.10
261	01/09/15	08:05:00	a.m.	47.878222	53%	695.75
262	01/09/15	08:10:00	a.m.	48.400292	54%	717.47
263	01/09/15	08:15:00	a.m.	48.152466	54%	717.47
264	01/09/15	08:20:00	a.m.	48.482062	54%	717.47
265	01/09/15	08:25:00	a.m.	48.430484	54%	717.47
266	01/09/15	08:30:00	a.m.	49.668356	55%	739.22
267	01/09/15	08:35:00	a.m.	50.808104	56%	761.00
268	01/09/15	08:40:00	a.m.	51.784312	58%	804.53
269	01/09/15	08:45:00	a.m.	55.079014	61%	869.51
270	01/09/15	08:50:00	a.m.	52.4586	58%	804.53
271	01/09/15	08:55:00	a.m.	53.698988	60%	847.92
272	01/09/15	09:00:00	a.m.	53.74805	60%	847.92
273	01/09/15	09:05:00	a.m.	54.686518	61%	869.51
274	01/09/15	09:10:00	a.m.	55.090336	61%	869.51
275	01/09/15	09:15:00	a.m.	54.875218	61%	869.51
276	01/09/15	09:20:00	a.m.	54.721742	61%	869.51
277	01/09/15	09:25:00	a.m.	54.412274	60%	847.92
278	01/09/15	09:30:00	a.m.	54.2198	60%	847.92
279	01/09/15	09:35:00	a.m.	54.480206	61%	869.51
280	01/09/15	09:40:00	a.m.	54.379566	60%	847.92

N°	Fecha	Hora	am/pm	TIRANTE (CM) PUNTO P-13 COLEC. PTE. PIEDRA	TIRANTE (%)	Q (L/S) PUNTO P- 13 COLEC. PTE. PIEDRA
281	01/09/15	09:45:00	a.m.	53.941782	60%	847.92
282	01/09/15	09:50:00	a.m.	53.536706	59%	826.26
283	01/09/15	09:55:00	a.m.	53.637346	60%	847.92
284	01/09/15	10:00:00	a.m.	53.833594	60%	847.92
285	01/09/15	10:05:00	a.m.	54.236154	60%	847.92
286	01/09/15	10:10:00	a.m.	54.79848	61%	869.51
287	01/09/15	10:15:00	a.m.	55.261424	61%	869.51
288	01/09/15	10:20:00	a.m.	55.212362	61%	869.51
289	01/09/15	10:25:00	a.m.	54.96202	61%	869.51
290	01/09/15	10:30:00	a.m.	54.845026	61%	869.51
291	01/09/15	10:35:00	a.m.	55.046306	61%	869.51
292	01/09/15	10:40:00	a.m.	55.079014	61%	869.51
293	01/09/15	10:45:00	a.m.	54.344342	60%	847.92
294	01/09/15	10:50:00	a.m.	54.166964	60%	847.92
295	01/09/15	10:55:00	a.m.	53.941782	60%	847.92
296	01/09/15	11:00:00	a.m.	54.268862	60%	847.92
297	01/09/15	11:05:00	a.m.	55.149462	61%	869.51
298	01/09/15	11:10:00	a.m.	55.601084	62%	891.00
299	01/09/15	11:15:00	a.m.	55.853942	62%	891.00
300	01/09/15	11:20:00	a.m.	55.750786	62%	891.00
301	01/09/15	11:25:00	a.m.	55.858974	62%	891.00
302	01/09/15	11:30:00	a.m.	56.096736	62%	891.00
303	01/09/15	11:35:00	a.m.	56.209956	62%	891.00
304	01/09/15	11:40:00	a.m.	56.83644	63%	912.37
305	01/09/15	11:45:00	a.m.	56.944628	63%	912.37
306	01/09/15	11:50:00	a.m.	57.105652	63%	912.37
307	01/09/15	11:55:00	a.m.	56.934564	63%	912.37
308	01/09/15	12:00:00	p.m.	57.099362	63%	912.37
309	01/09/15	12:05:00	p.m.	58.451712	65%	954.66
310	01/09/15	12:10:00	p.m.	58.313332	65%	954.66
311	01/09/15	12:15:00	p.m.	58.130922	65%	954.66
312	01/09/15	12:20:00	p.m.	58.123374	65%	954.66
313	01/09/15	12:25:00	p.m.	57.670494	64%	933.60
314	01/09/15	12:30:00	p.m.	57.983736	64%	933.60
315	01/09/15	12:35:00	p.m.	58.187532	65%	954.66
316	01/09/15	12:40:00	p.m.	57.92461	64%	933.60
317	01/09/15	12:45:00	p.m.	58.84924	65%	954.66
318	01/09/15	12:50:00	p.m.	57.44028	64%	933.60
319	01/09/15	12:55:00	p.m.	57.567338	64%	933.60
320	01/09/15	01:00:00	p.m.	57.470472	64%	933.60
321	01/09/15	01:05:00	p.m.	58.444164	65%	954.66
322	01/09/15	01:10:00	p.m.	57.562306	64%	933.60

N°	Fecha	Hora	am/pm	TIRANTE (CM) PUNTO P-13 COLEC. PTE. PIEDRA	TIRANTE (%)	Q (L/S) PUNTO P- 13 COLEC. PTE. PIEDRA
323	01/09/15	01:15:00	p.m.	57.15723	64%	933.60
324	01/09/15	01:20:00	p.m.	57.0503	63%	912.37
325	01/09/15	01:25:00	p.m.	57.831518	64%	933.60
326	01/09/15	01:30:00	p.m.	58.6228	65%	954.66
327	01/09/15	01:35:00	p.m.	58.114568	65%	954.66
328	01/09/15	01:40:00	p.m.	57.693138	64%	933.60
329	01/09/15	01:45:00	p.m.	57.89945	64%	933.60
330	01/09/15	01:50:00	p.m.	57.864226	64%	933.60
331	01/09/15	01:55:00	p.m.	57.218872	64%	933.60
332	01/09/15	02:00:00	p.m.	58.456744	65%	954.66
333	01/09/15	02:05:00	p.m.	57.810132	64%	933.60
334	01/09/15	02:10:00	p.m.	57.134586	63%	912.37
335	01/09/15	02:15:00	p.m.	57.771134	64%	933.60
336	01/09/15	02:20:00	p.m.	57.72333	64%	933.60
337	01/09/15	02:25:00	p.m.	57.595014	64%	933.60
338	01/09/15	02:30:00	p.m.	57.445312	64%	933.60
339	01/09/15	02:35:00	p.m.	57.693138	64%	933.60
340	01/09/15	02:40:00	p.m.	57.891902	64%	933.60
341	01/09/15	02:45:00	p.m.	57.671752	64%	933.60
342	01/09/15	02:50:00	p.m.	58.105762	65%	954.66
343	01/09/15	02:55:00	p.m.	57.839066	64%	933.60
344	01/09/15	03:00:00	p.m.	57.90574	64%	933.60
345	01/09/15	03:05:00	p.m.	58.241626	65%	954.66
346	01/09/15	03:10:00	p.m.	57.957318	64%	933.60
347	01/09/15	03:15:00	p.m.	57.920836	64%	933.60
348	01/09/15	03:20:00	p.m.	57.583692	64%	933.60
349	01/09/15	03:25:00	p.m.	57.76107	64%	933.60
350	01/09/15	03:30:00	p.m.	57.98122	64%	933.60
351	01/09/15	03:35:00	p.m.	57.744716	64%	933.60
352	01/09/15	03:40:00	p.m.	57.787488	64%	933.60
353	01/09/15	03:45:00	p.m.	58.177468	65%	954.66
354	01/09/15	03:50:00	p.m.	58.08186	65%	954.66
355	01/09/15	03:55:00	p.m.	57.65414	64%	933.60
356	01/09/15	04:00:00	p.m.	57.959834	64%	933.60
357	01/09/15	04:05:00	p.m.	57.839066	64%	933.60
358	01/09/15	04:10:00	p.m.	57.65414	64%	933.60
359	01/09/15	04:15:00	p.m.	57.649108	64%	933.60
360	01/09/15	04:20:00	p.m.	57.605078	64%	933.60
361	01/09/15	04:25:00	p.m.	57.910772	64%	933.60
362	01/09/15	04:30:00	p.m.	57.904482	64%	933.60
363	01/09/15	04:35:00	p.m.	57.847872	64%	933.60
364	01/09/15	04:40:00	p.m.	56.560938	63%	912.37

N°	Fecha	Hora	am/pm	TIRANTE (CM) PUNTO P-13 COLEC. PTE. PIEDRA	TIRANTE (%)	Q (L/S) PUNTO P- 13 COLEC. PTE. PIEDRA
365	01/09/15	04:45:00	p.m.	56.109316	62%	891.00
366	01/09/15	04:50:00	p.m.	56.413752	63%	912.37
367	01/09/15	04:55:00	p.m.	57.045268	63%	912.37
368	01/09/15	05:00:00	p.m.	57.412604	64%	933.60
369	01/09/15	05:05:00	p.m.	58.105762	65%	954.66
370	01/09/15	05:10:00	p.m.	58.351072	65%	954.66
371	01/09/15	05:15:00	p.m.	58.01896	64%	933.60
372	01/09/15	05:20:00	p.m.	57.159746	64%	933.60
373	01/09/15	05:25:00	p.m.	57.045268	63%	912.37
374	01/09/15	05:30:00	p.m.	56.806248	63%	912.37
375	01/09/15	05:35:00	p.m.	56.011192	62%	891.00
376	01/09/15	05:40:00	p.m.	55.467736	62%	891.00
377	01/09/15	05:45:00	p.m.	55.715562	62%	891.00
378	01/09/15	05:50:00	p.m.	55.82375	62%	891.00
379	01/09/15	05:55:00	p.m.	55.35829	62%	891.00
380	01/09/15	06:00:00	p.m.	55.631276	62%	891.00
381	01/09/15	06:05:00	p.m.	55.250102	61%	869.51
382	01/09/15	06:10:00	p.m.	55.343194	61%	869.51
383	01/09/15	06:15:00	p.m.	55.587246	62%	891.00
384	01/09/15	06:20:00	p.m.	55.236264	61%	869.51
385	01/09/15	06:25:00	p.m.	55.12556	61%	869.51
386	01/09/15	06:30:00	p.m.	55.650146	62%	891.00
387	01/09/15	06:35:00	p.m.	55.411126	62%	891.00
388	01/09/15	06:40:00	p.m.	55.341936	61%	869.51
389	01/09/15	06:45:00	p.m.	54.988438	61%	869.51
390	01/09/15	06:50:00	p.m.	54.545622	61%	869.51
391	01/09/15	06:55:00	p.m.	54.07513	60%	847.92
392	01/09/15	07:00:00	p.m.	54.063808	60%	847.92
393	01/09/15	07:05:00	p.m.	53.780758	60%	847.92
394	01/09/15	07:10:00	p.m.	53.761888	60%	847.92
395	01/09/15	07:15:00	p.m.	53.373166	59%	826.26
396	01/09/15	07:20:00	p.m.	52.657364	59%	826.26
397	01/09/15	07:25:00	p.m.	52.717748	59%	826.26
398	01/09/15	07:30:00	p.m.	52.556724	58%	804.53
399	01/09/15	07:35:00	p.m.	52.429666	58%	804.53
400	01/09/15	07:40:00	p.m.	52.230902	58%	804.53
401	01/09/15	07:45:00	p.m.	51.789344	58%	804.53
402	01/09/15	07:50:00	p.m.	51.403138	57%	782.77
403	01/09/15	07:55:00	p.m.	50.871004	57%	782.77
404	01/09/15	08:00:00	p.m.	51.01819	57%	782.77
405	01/09/15	08:05:00	p.m.	50.52757	56%	761.00
406	01/09/15	08:10:00	p.m.	50.419382	56%	761.00

N°	Fecha	Hora	am/pm	TIRANTE (CM) PUNTO P-13 COLEC. PTE. PIEDRA	TIRANTE (%)	Q (L/S) PUNTO P- 13 COLEC. PTE. PIEDRA
407	01/09/15	08:15:00	p.m.	50.478508	56%	761.00
408	01/09/15	08:20:00	p.m.	50.24452	56%	761.00
409	01/09/15	08:25:00	p.m.	50.166524	56%	761.00
410	01/09/15	08:30:00	p.m.	50.101108	56%	761.00
411	01/09/15	08:35:00	p.m.	50.403028	56%	761.00
412	01/09/15	08:40:00	p.m.	49.92373	55%	739.22
413	01/09/15	08:45:00	p.m.	49.652002	55%	739.22
414	01/09/15	08:50:00	p.m.	49.303536	55%	739.22
415	01/09/15	08:55:00	p.m.	48.8733	54%	717.47
416	01/09/15	09:00:00	p.m.	48.266944	54%	717.47
417	01/09/15	09:05:00	p.m.	48.702212	54%	717.47
418	01/09/15	09:10:00	p.m.	48.708502	54%	717.47
419	01/09/15	09:15:00	p.m.	48.199012	54%	717.47
420	01/09/15	09:20:00	p.m.	47.851804	53%	695.75
421	01/09/15	09:25:00	p.m.	47.951186	53%	695.75
422	01/09/15	09:30:00	p.m.	48.91733	54%	717.47
423	01/09/15	09:35:00	p.m.	48.828012	54%	717.47
424	01/09/15	09:40:00	p.m.	47.75368	53%	695.75
425	01/09/15	09:45:00	p.m.	47.26306	53%	695.75
426	01/09/15	09:50:00	p.m.	46.925916	52%	674.10
427	01/09/15	09:55:00	p.m.	46.869306	52%	674.10
428	01/09/15	10:00:00	p.m.	46.691928	52%	674.10
429	01/09/15	10:05:00	p.m.	47.079392	52%	674.10
430	01/09/15	10:10:00	p.m.	48.688374	54%	717.47
431	01/09/15	10:15:00	p.m.	44.918148	50%	631.05
432	01/09/15	10:20:00	p.m.	44.660258	50%	631.05
433	01/09/15	10:25:00	p.m.	44.592326	50%	631.05
434	01/09/15	10:30:00	p.m.	44.480364	49%	609.68
435	01/09/15	10:35:00	p.m.	44.320598	49%	609.68
436	01/09/15	10:40:00	p.m.	43.594732	48%	588.44
437	01/09/15	10:45:00	p.m.	42.890252	48%	588.44
438	01/09/15	10:50:00	p.m.	42.114066	47%	567.36
439	01/09/15	10:55:00	p.m.	41.902722	47%	567.36
440	01/09/15	11:00:00	p.m.	41.586964	46%	546.44
441	01/09/15	11:05:00	p.m.	41.135342	46%	546.44
442	01/09/15	11:10:00	p.m.	40.761716	45%	525.70
443	01/09/15	11:15:00	p.m.	40.335254	45%	525.70
444	01/09/15	11:20:00	p.m.	40.525212	45%	525.70
445	01/09/15	11:25:00	p.m.	40.166682	45%	525.70
446	01/09/15	11:30:00	p.m.	39.876084	44%	505.16
447	01/09/15	11:35:00	p.m.	39.176636	44%	505.16
448	01/09/15	11:40:00	p.m.	39.052094	43%	484.83

N°	Fecha	Hora	am/pm	TIRANTE (CM) PUNTO P-13 COLEC. PTE. PIEDRA	TIRANTE (%)	Q (L/S) PUNTO P- 13 COLEC. PTE. PIEDRA
449	01/09/15	11:45:00	p.m.	37.924926	42%	464.74
450	01/09/15	11:50:00	p.m.	37.2997	41%	444.89
451	01/09/15	11:55:00	p.m.	37.606652	42%	464.74
452	02/09/15	12:00:00	a.m.	37.182706	41%	444.89
453	02/09/15	12:05:00	a.m.	37.917378	42%	464.74
454	02/09/15	12:10:00	a.m.	41.968138	47%	567.36
455	02/09/15	12:15:00	a.m.	37.25567	41%	444.89
456	02/09/15	12:20:00	a.m.	37.19277	41%	444.89
457	02/09/15	12:25:00	a.m.	36.962556	41%	444.89
458	02/09/15	12:30:00	a.m.	37.21793	41%	444.89
459	02/09/15	12:35:00	a.m.	36.970104	41%	444.89
460	02/09/15	12:40:00	a.m.	36.902172	41%	444.89
461	02/09/15	12:45:00	a.m.	36.581382	41%	444.89
462	02/09/15	12:50:00	a.m.	36.246754	40%	425.31
463	02/09/15	12:55:00	a.m.	35.952382	40%	425.31
464	02/09/15	01:00:00	a.m.	35.32464	39%	406.00
465	02/09/15	01:05:00	a.m.	39.723866	44%	505.16
466	02/09/15	01:10:00	a.m.	38.575312	43%	484.83
467	02/09/15	01:15:00	a.m.	38.977872	43%	484.83
468	02/09/15	01:20:00	a.m.	39.13638	43%	484.83
469	02/09/15	01:25:00	a.m.	38.270876	43%	484.83
470	02/09/15	01:30:00	a.m.	38.184074	42%	464.74
471	02/09/15	01:35:00	a.m.	38.732562	43%	484.83
472	02/09/15	01:40:00	a.m.	39.377916	44%	505.16
473	02/09/15	01:45:00	a.m.	37.53872	42%	464.74
474	02/09/15	01:50:00	a.m.	37.07955	41%	444.89
475	02/09/15	01:55:00	a.m.	36.303364	40%	425.31
476	02/09/15	02:00:00	a.m.	35.50705	39%	406.00
477	02/09/15	02:05:00	a.m.	35.392572	39%	406.00
478	02/09/15	02:10:00	a.m.	34.79628	39%	406.00
479	02/09/15	02:15:00	a.m.	34.982464	39%	406.00
480	02/09/15	02:20:00	a.m.	34.13583	38%	386.99
481	02/09/15	02:25:00	a.m.	32.708	36%	349.90
482	02/09/15	02:30:00	a.m.	32.787254	36%	349.90
483	02/09/15	02:35:00	a.m.	33.036338	37%	368.28
484	02/09/15	02:40:00	a.m.	32.633778	36%	349.90
485	02/09/15	02:45:00	a.m.	33.086658	37%	368.28
486	02/09/15	02:50:00	a.m.	32.038744	36%	349.90
487	02/09/15	02:55:00	a.m.	31.84627	35%	331.85
488	02/09/15	03:00:00	a.m.	31.804756	35%	331.85
489	02/09/15	03:05:00	a.m.	31.266332	35%	331.85
490	02/09/15	03:10:00	a.m.	31.214754	35%	331.85

N°	Fecha	Hora	am/pm	TIRANTE (CM) PUNTO P-13 COLEC. PTE. PIEDRA	TIRANTE (%)	Q (L/S) PUNTO P- 13 COLEC. PTE. PIEDRA
491	02/09/15	03:15:00	a.m.	31.524222	35%	331.85
492	02/09/15	03:20:00	a.m.	31.579574	35%	331.85
493	02/09/15	03:25:00	a.m.	31.687762	35%	331.85
494	02/09/15	03:30:00	a.m.	32.038744	36%	349.90
495	02/09/15	03:35:00	a.m.	32.081516	36%	349.90
496	02/09/15	03:40:00	a.m.	31.383326	35%	331.85
497	02/09/15	03:45:00	a.m.	31.50032	35%	331.85
498	02/09/15	03:50:00	a.m.	31.397164	35%	331.85
499	02/09/15	03:55:00	a.m.	30.906544	34%	314.16
500	02/09/15	04:00:00	a.m.	30.873836	34%	314.16
501	02/09/15	04:05:00	a.m.	30.727908	34%	314.16
502	02/09/15	04:10:00	a.m.	30.488888	34%	314.16
503	02/09/15	04:15:00	a.m.	30.719102	34%	314.16
504	02/09/15	04:20:00	a.m.	30.798356	34%	314.16
505	02/09/15	04:25:00	a.m.	30.822258	34%	314.16
506	02/09/15	04:30:00	a.m.	30.620978	34%	314.16
507	02/09/15	04:35:00	a.m.	30.395796	34%	314.16
508	02/09/15	04:40:00	a.m.	29.969334	33%	296.83
509	02/09/15	04:45:00	a.m.	29.735346	33%	296.83
510	02/09/15	04:50:00	a.m.	30.34925	34%	314.16
511	02/09/15	04:55:00	a.m.	30.316542	34%	314.16
512	02/09/15	05:00:00	a.m.	31.027312	34%	314.16
513	02/09/15	05:05:00	a.m.	31.088954	35%	331.85
514	02/09/15	05:10:00	a.m.	31.182046	35%	331.85
515	02/09/15	05:15:00	a.m.	31.510384	35%	331.85
516	02/09/15	05:20:00	a.m.	31.5758	35%	331.85
517	02/09/15	05:25:00	a.m.	32.146932	36%	349.90
518	02/09/15	05:30:00	a.m.	32.281538	36%	349.90
519	02/09/15	05:35:00	a.m.	31.907912	35%	331.85
520	02/09/15	05:40:00	a.m.	31.711664	35%	331.85
521	02/09/15	05:45:00	a.m.	31.214754	35%	331.85
522	02/09/15	05:50:00	a.m.	31.252494	35%	331.85
523	02/09/15	05:55:00	a.m.	31.350618	35%	331.85
524	02/09/15	06:00:00	a.m.	31.467612	35%	331.85
525	02/09/15	06:05:00	a.m.	31.7016	35%	331.85
526	02/09/15	06:10:00	a.m.	31.97836	36%	349.90
527	02/09/15	06:15:00	a.m.	33.537022	37%	368.28
528	02/09/15	06:20:00	a.m.	36.69586	41%	444.89
529	02/09/15	06:25:00	a.m.	36.6707	41%	444.89
530	02/09/15	06:30:00	a.m.	37.288378	41%	444.89
531	02/09/15	06:35:00	a.m.	38.184074	42%	464.74
532	02/09/15	06:40:00	a.m.	39.630774	44%	505.16

N°	Fecha	Hora	am/pm	TIRANTE (CM) PUNTO P-13 COLEC. PTE. PIEDRA	TIRANTE (%)	Q (L/S) PUNTO P- 13 COLEC. PTE. PIEDRA
533	02/09/15	06:45:00	a.m.	39.97295	44%	505.16
534	02/09/15	06:50:00	a.m.	40.84726	45%	525.70
535	02/09/15	06:55:00	a.m.	40.409476	45%	525.70
536	02/09/15	07:00:00	a.m.	40.9479	45%	525.70
537	02/09/15	07:05:00	a.m.	41.624704	46%	546.44
538	02/09/15	07:10:00	a.m.	42.57701	47%	567.36
539	02/09/15	07:15:00	a.m.	39.405592	44%	505.16
540	02/09/15	07:20:00	a.m.	39.925146	44%	505.16
541	02/09/15	07:25:00	a.m.	40.242162	45%	525.70
542	02/09/15	07:30:00	a.m.	41.334106	46%	546.44
543	02/09/15	07:35:00	a.m.	41.732892	46%	546.44
544	02/09/15	07:40:00	a.m.	42.97328	48%	588.44
545	02/09/15	07:45:00	a.m.	45.252776	50%	631.05
546	02/09/15	07:50:00	a.m.	46.26295	51%	652.53
547	02/09/15	07:55:00	a.m.	46.108216	51%	652.53
548	02/09/15	08:00:00	a.m.	46.754828	52%	674.10
549	02/09/15	08:05:00	a.m.	46.869306	52%	674.10
550	02/09/15	08:10:00	a.m.	48.069438	53%	695.75
551	02/09/15	08:15:00	a.m.	49.371468	55%	739.22
552	02/09/15	08:20:00	a.m.	50.686078	56%	761.00
553	02/09/15	08:25:00	a.m.	51.292434	57%	782.77
554	02/09/15	08:30:00	a.m.	51.624546	57%	782.77
555	02/09/15	08:35:00	a.m.	51.811988	58%	804.53
556	02/09/15	08:40:00	a.m.	52.537854	58%	804.53
557	02/09/15	08:45:00	a.m.	52.995766	59%	826.26
558	02/09/15	08:50:00	a.m.	53.783274	60%	847.92
559	02/09/15	08:55:00	a.m.	53.900268	60%	847.92
560	02/09/15	09:00:00	a.m.	53.946814	60%	847.92
561	02/09/15	09:05:00	a.m.	54.950698	61%	869.51
562	02/09/15	09:10:00	a.m.	55.141914	61%	869.51
563	02/09/15	09:15:00	a.m.	55.241296	61%	869.51
564	02/09/15	09:20:00	a.m.	55.426222	62%	891.00
565	02/09/15	09:25:00	a.m.	55.011082	61%	869.51
566	02/09/15	09:30:00	a.m.	55.82375	62%	891.00
567	02/09/15	09:35:00	a.m.	56.621322	63%	912.37
568	02/09/15	09:40:00	a.m.	55.84262	62%	891.00
569	02/09/15	09:45:00	a.m.	55.910552	62%	891.00
570	02/09/15	09:50:00	a.m.	55.903004	62%	891.00
571	02/09/15	09:55:00	a.m.	56.460298	63%	912.37
572	02/09/15	10:00:00	a.m.	56.579808	63%	912.37
573	02/09/15	10:05:00	a.m.	56.57226	63%	912.37
574	02/09/15	10:10:00	a.m.	57.059106	63%	912.37

N°	Fecha	Hora	am/pm	TIRANTE (CM) PUNTO P-13 COLEC. PTE. PIEDRA	TIRANTE (%)	Q (L/S) PUNTO P- 13 COLEC. PTE. PIEDRA
575	02/09/15	10:15:00	a.m.	57.303158	64%	933.60
576	02/09/15	10:20:00	a.m.	57.986252	64%	933.60
577	02/09/15	10:25:00	a.m.	58.114568	65%	954.66
578	02/09/15	10:30:00	a.m.	58.561158	65%	954.66
579	02/09/15	10:35:00	a.m.	58.642928	65%	954.66
580	02/09/15	10:40:00	a.m.	57.972414	64%	933.60
581	02/09/15	10:45:00	a.m.	57.202518	64%	933.60
582	02/09/15	10:50:00	a.m.	58.103246	65%	954.66
583	02/09/15	10:55:00	a.m.	57.986252	64%	933.60
584	02/09/15	11:00:00	a.m.	57.393734	64%	933.60
585	02/09/15	11:05:00	a.m.	57.6793	64%	933.60
586	02/09/15	11:10:00	a.m.	57.651624	64%	933.60
587	02/09/15	11:15:00	a.m.	57.700686	64%	933.60
588	02/09/15	11:20:00	a.m.	57.437764	64%	933.60
589	02/09/15	11:25:00	a.m.	58.190048	65%	954.66
590	02/09/15	11:30:00	a.m.	58.310816	65%	954.66
591	02/09/15	11:35:00	a.m.	57.576144	64%	933.60
592	02/09/15	11:40:00	a.m.	58.525934	65%	954.66
593	02/09/15	11:45:00	a.m.	57.64156	64%	933.60
594	02/09/15	11:50:00	a.m.	57.978704	64%	933.60
595	02/09/15	11:55:00	a.m.	58.01896	64%	933.60
596	02/09/15	12:00:00	p.m.	57.65414	64%	933.60
597	02/09/15	12:05:00	p.m.	57.53463	64%	933.60
598	02/09/15	12:10:00	p.m.	57.49689	64%	933.60
599	02/09/15	12:15:00	p.m.	57.730878	64%	933.60
600	02/09/15	12:20:00	p.m.	57.992542	64%	933.60
601	02/09/15	12:25:00	p.m.	58.430326	65%	954.66
602	02/09/15	12:30:00	p.m.	58.592608	65%	954.66
603	02/09/15	12:35:00	p.m.	59.041714	66%	975.53
604	02/09/15	12:40:00	p.m.	59.219092	66%	975.53
605	02/09/15	12:45:00	p.m.	59.37131	66%	975.53
606	02/09/15	12:50:00	p.m.	59.77387	66%	975.53
607	02/09/15	12:55:00	p.m.	60.024212	67%	996.19
608	02/09/15	01:00:00	p.m.	60.017922	67%	996.19
609	02/09/15	01:05:00	p.m.	59.967602	67%	996.19
610	02/09/15	01:10:00	p.m.	59.877026	67%	996.19
611	02/09/15	01:15:00	p.m.	59.895896	67%	996.19
612	02/09/15	01:20:00	p.m.	59.801546	66%	975.53
613	02/09/15	01:25:00	p.m.	59.49082	66%	975.53
614	02/09/15	01:30:00	p.m.	58.952396	66%	975.53
615	02/09/15	01:35:00	p.m.	58.577512	65%	954.66
616	02/09/15	01:40:00	p.m.	58.807726	65%	954.66

N°	Fecha	Hora	am/pm	TIRANTE (CM) PUNTO P-13 COLEC. PTE. PIEDRA	TIRANTE (%)	Q (L/S) PUNTO P- 13 COLEC. PTE. PIEDRA
617	02/09/15	01:45:00	p.m.	58.191306	65%	954.66
618	02/09/15	01:50:00	p.m.	58.304526	65%	954.66
619	02/09/15	01:55:00	p.m.	57.758554	64%	933.60
620	02/09/15	02:00:00	p.m.	57.667978	64%	933.60
621	02/09/15	02:05:00	p.m.	57.505696	64%	933.60
622	02/09/15	02:10:00	p.m.	57.099362	63%	912.37
623	02/09/15	02:15:00	p.m.	57.19497	64%	933.60
624	02/09/15	02:20:00	p.m.	57.386186	64%	933.60
625	02/09/15	02:25:00	p.m.	57.758554	64%	933.60
626	02/09/15	02:30:00	p.m.	57.82397	64%	933.60
627	02/09/15	02:35:00	p.m.	57.839066	64%	933.60
628	02/09/15	02:40:00	p.m.	57.910772	64%	933.60
629	02/09/15	02:45:00	p.m.	58.290688	65%	954.66
630	02/09/15	02:50:00	p.m.	57.758554	64%	933.60
631	02/09/15	02:55:00	p.m.	57.39625	64%	933.60
632	02/09/15	03:00:00	p.m.	57.010044	63%	912.37
633	02/09/15	03:05:00	p.m.	56.71693	63%	912.37
634	02/09/15	03:10:00	p.m.	58.191306	65%	954.66
635	02/09/15	03:15:00	p.m.	57.910772	64%	933.60
636	02/09/15	03:20:00	p.m.	58.00009	64%	933.60
637	02/09/15	03:25:00	p.m.	57.725846	64%	933.60
638	02/09/15	03:30:00	p.m.	57.586208	64%	933.60
639	02/09/15	03:35:00	p.m.	57.403798	64%	933.60
640	02/09/15	03:40:00	p.m.	57.44028	64%	933.60
641	02/09/15	03:45:00	p.m.	56.787378	63%	912.37
642	02/09/15	03:50:00	p.m.	56.801216	63%	912.37
643	02/09/15	03:55:00	p.m.	56.947144	63%	912.37
644	02/09/15	04:00:00	p.m.	56.52823	63%	912.37
645	02/09/15	04:05:00	p.m.	56.177248	62%	891.00
646	02/09/15	04:10:00	p.m.	55.837588	62%	891.00
647	02/09/15	04:15:00	p.m.	56.733284	63%	912.37
648	02/09/15	04:20:00	p.m.	56.724478	63%	912.37
649	02/09/15	04:25:00	p.m.	56.733284	63%	912.37
650	02/09/15	04:30:00	p.m.	56.699318	63%	912.37
651	02/09/15	04:35:00	p.m.	56.438912	63%	912.37
652	02/09/15	04:40:00	p.m.	56.256502	63%	912.37
653	02/09/15	04:45:00	p.m.	56.181022	62%	891.00
654	02/09/15	04:50:00	p.m.	56.740832	63%	912.37
655	02/09/15	04:55:00	p.m.	56.602452	63%	912.37
656	02/09/15	05:00:00	p.m.	56.240148	62%	891.00
657	02/09/15	05:05:00	p.m.	56.583582	63%	912.37
658	02/09/15	05:10:00	p.m.	56.481684	63%	912.37

N°	Fecha	Hora	am/pm	TIRANTE (CM) PUNTO P-13 COLEC. PTE. PIEDRA	TIRANTE (%)	Q (L/S) PUNTO P- 13 COLEC. PTE. PIEDRA
659	02/09/15	05:15:00	p.m.	56.457782	63%	912.37
660	02/09/15	05:20:00	p.m.	56.953434	63%	912.37
661	02/09/15	05:25:00	p.m.	56.745864	63%	912.37
662	02/09/15	05:30:00	p.m.	57.015076	63%	912.37
663	02/09/15	05:35:00	p.m.	57.281772	64%	933.60
664	02/09/15	05:40:00	p.m.	56.52823	63%	912.37
665	02/09/15	05:45:00	p.m.	55.42748	62%	891.00
666	02/09/15	05:50:00	p.m.	54.788416	61%	869.51
667	02/09/15	05:55:00	p.m.	54.47769	61%	869.51
668	02/09/15	06:00:00	p.m.	54.453788	61%	869.51
669	02/09/15	06:05:00	p.m.	54.567008	61%	869.51
670	02/09/15	06:10:00	p.m.	54.154384	60%	847.92
671	02/09/15	06:15:00	p.m.	54.300312	60%	847.92
672	02/09/15	06:20:00	p.m.	55.318034	61%	869.51
673	02/09/15	06:25:00	p.m.	55.051338	61%	869.51
674	02/09/15	06:30:00	p.m.	54.613554	61%	869.51
675	02/09/15	06:35:00	p.m.	53.73547	60%	847.92
676	02/09/15	06:40:00	p.m.	53.644894	60%	847.92
677	02/09/15	06:45:00	p.m.	53.277558	59%	826.26
678	02/09/15	06:50:00	p.m.	53.300202	59%	826.26
679	02/09/15	06:55:00	p.m.	53.258688	59%	826.26
680	02/09/15	07:00:00	p.m.	53.7166	60%	847.92
681	02/09/15	07:05:00	p.m.	53.108986	59%	826.26
682	02/09/15	07:10:00	p.m.	52.570562	58%	804.53
683	02/09/15	07:15:00	p.m.	51.803182	58%	804.53
684	02/09/15	07:20:00	p.m.	51.411944	57%	782.77
685	02/09/15	07:25:00	p.m.	51.000578	57%	782.77
686	02/09/15	07:30:00	p.m.	50.927614	57%	782.77
687	02/09/15	07:35:00	p.m.	51.15028	57%	782.77
688	02/09/15	07:40:00	p.m.	51.01819	57%	782.77
689	02/09/15	07:45:00	p.m.	51.006868	57%	782.77
690	02/09/15	07:50:00	p.m.	50.644564	56%	761.00
691	02/09/15	07:55:00	p.m.	50.192942	56%	761.00
692	02/09/15	08:00:00	p.m.	50.41435	56%	761.00
693	02/09/15	08:05:00	p.m.	50.5716	56%	761.00
694	02/09/15	08:10:00	p.m.	50.449574	56%	761.00
695	02/09/15	08:15:00	p.m.	50.255842	56%	761.00
696	02/09/15	08:20:00	p.m.	49.26328	55%	739.22
697	02/09/15	08:25:00	p.m.	49.072064	55%	739.22
698	02/09/15	08:30:00	p.m.	48.63428	54%	717.47
699	02/09/15	08:35:00	p.m.	48.436774	54%	717.47
700	02/09/15	08:40:00	p.m.	48.84185	54%	717.47

N°	Fecha	Hora	am/pm	TIRANTE (CM) PUNTO P-13 COLEC. PTE. PIEDRA	TIRANTE (%)	Q (L/S) PUNTO P- 13 COLEC. PTE. PIEDRA
701	02/09/15	08:45:00	p.m.	48.582702	54%	717.47
702	02/09/15	08:50:00	p.m.	49.652002	55%	739.22
703	02/09/15	08:55:00	p.m.	49.221766	55%	739.22
704	02/09/15	09:00:00	p.m.	48.454386	54%	717.47
705	02/09/15	09:05:00	p.m.	47.807774	53%	695.75
706	02/09/15	09:10:00	p.m.	47.573786	53%	695.75
707	02/09/15	09:15:00	p.m.	47.478178	53%	695.75
708	02/09/15	09:20:00	p.m.	47.14984	52%	674.10
709	02/09/15	09:25:00	p.m.	46.895724	52%	674.10
710	02/09/15	09:30:00	p.m.	47.119648	52%	674.10
711	02/09/15	09:35:00	p.m.	46.72841	52%	674.10
712	02/09/15	09:40:00	p.m.	46.613932	52%	674.10
713	02/09/15	09:45:00	p.m.	47.078134	52%	674.10
714	02/09/15	09:50:00	p.m.	47.82916	53%	695.75
715	02/09/15	09:55:00	p.m.	47.650524	53%	695.75
716	02/09/15	10:00:00	p.m.	47.666878	53%	695.75
717	02/09/15	10:05:00	p.m.	47.761228	53%	695.75
718	02/09/15	10:10:00	p.m.	47.649266	53%	695.75
719	02/09/15	10:15:00	p.m.	46.591288	52%	674.10
720	02/09/15	10:20:00	p.m.	47.641718	53%	695.75
721	02/09/15	10:25:00	p.m.	45.422606	50%	631.05
722	02/09/15	10:30:00	p.m.	44.921922	50%	631.05
723	02/09/15	10:35:00	p.m.	44.557102	50%	631.05
724	02/09/15	10:40:00	p.m.	44.219958	49%	609.68
725	02/09/15	10:45:00	p.m.	44.821282	50%	631.05
726	02/09/15	10:50:00	p.m.	45.4767	51%	652.53
727	02/09/15	10:55:00	p.m.	45.587404	51%	652.53
728	02/09/15	11:00:00	p.m.	45.196166	50%	631.05
729	02/09/15	11:05:00	p.m.	44.723158	50%	631.05
730	02/09/15	11:10:00	p.m.	44.173412	49%	609.68
731	02/09/15	11:15:00	p.m.	43.525542	48%	588.44
732	02/09/15	11:20:00	p.m.	42.783322	48%	588.44
733	02/09/15	11:25:00	p.m.	41.540418	46%	546.44
734	02/09/15	11:30:00	p.m.	40.40067	45%	525.70
735	02/09/15	11:35:00	p.m.	40.53905	45%	525.70
736	02/09/15	11:40:00	p.m.	40.492504	45%	525.70
737	02/09/15	11:45:00	p.m.	40.131458	45%	525.70
738	02/09/15	11:50:00	p.m.	40.093718	45%	525.70
739	02/09/15	11:55:00	p.m.	39.63329	44%	505.16
740	03/09/15	12:00:00	a.m.	38.24949	42%	464.74
741	03/09/15	12:05:00	a.m.	38.621858	43%	484.83
742	03/09/15	12:10:00	a.m.	40.395638	45%	525.70

N°	Fecha	Hora	am/pm	TIRANTE (CM) PUNTO P-13 COLEC. PTE. PIEDRA	TIRANTE (%)	Q (L/S) PUNTO P- 13 COLEC. PTE. PIEDRA
743	03/09/15	12:15:00	a.m.	37.609168	42%	464.74
744	03/09/15	12:20:00	a.m.	36.668184	41%	444.89
745	03/09/15	12:25:00	a.m.	36.153662	40%	425.31
746	03/09/15	12:30:00	a.m.	35.767456	40%	425.31
747	03/09/15	12:35:00	a.m.	36.118438	40%	425.31
748	03/09/15	12:40:00	a.m.	36.981426	41%	444.89
749	03/09/15	12:45:00	a.m.	36.635476	41%	444.89
750	03/09/15	12:50:00	a.m.	36.08573	40%	425.31
751	03/09/15	12:55:00	a.m.	35.610206	40%	425.31
752	03/09/15	01:00:00	a.m.	35.90961	40%	425.31
753	03/09/15	01:05:00	a.m.	38.38787	43%	484.83
754	03/09/15	01:10:00	a.m.	37.606652	42%	464.74
755	03/09/15	01:15:00	a.m.	36.907204	41%	444.89
756	03/09/15	01:20:00	a.m.	36.77134	41%	444.89
757	03/09/15	01:25:00	a.m.	36.554964	41%	444.89
758	03/09/15	01:30:00	a.m.	35.392572	39%	406.00
759	03/09/15	01:35:00	a.m.	35.38125	39%	406.00
760	03/09/15	01:40:00	a.m.	35.759908	40%	425.31
761	03/09/15	01:45:00	a.m.	36.309654	40%	425.31
762	03/09/15	01:50:00	a.m.	36.056796	40%	425.31
763	03/09/15	01:55:00	a.m.	35.514598	39%	406.00
764	03/09/15	02:00:00	a.m.	35.264256	39%	406.00
765	03/09/15	02:05:00	a.m.	33.850264	38%	386.99
766	03/09/15	02:10:00	a.m.	33.189814	37%	368.28
767	03/09/15	02:15:00	a.m.	32.94702	37%	368.28
768	03/09/15	02:20:00	a.m.	32.351986	36%	349.90
769	03/09/15	02:25:00	a.m.	32.596038	36%	349.90
770	03/09/15	02:30:00	a.m.	32.441304	36%	349.90
771	03/09/15	02:35:00	a.m.	31.889042	35%	331.85
772	03/09/15	02:40:00	a.m.	31.790918	35%	331.85
773	03/09/15	02:45:00	a.m.	31.495288	35%	331.85
774	03/09/15	02:50:00	a.m.	31.17324	35%	331.85
775	03/09/15	02:55:00	a.m.	30.705264	34%	314.16
776	03/09/15	03:00:00	a.m.	30.605882	34%	314.16
777	03/09/15	03:05:00	a.m.	30.38699	34%	314.16
778	03/09/15	03:10:00	a.m.	30.1291	33%	296.83
779	03/09/15	03:15:00	a.m.	30.134132	33%	296.83
780	03/09/15	03:20:00	a.m.	30.142938	33%	296.83
781	03/09/15	03:25:00	a.m.	30.14797	33%	296.83
782	03/09/15	03:30:00	a.m.	30.38699	34%	314.16
783	03/09/15	03:35:00	a.m.	29.92782	33%	296.83
784	03/09/15	03:40:00	a.m.	29.85234	33%	296.83

N°	Fecha	Hora	am/pm	TIRANTE (CM) PUNTO P-13 COLEC. PTE. PIEDRA	TIRANTE (%)	Q (L/S) PUNTO P- 13 COLEC. PTE. PIEDRA
785	03/09/15	03:45:00	a.m.	30.213386	34%	314.16
786	03/09/15	03:50:00	a.m.	29.951722	33%	296.83
787	03/09/15	03:55:00	a.m.	29.805794	33%	296.83
788	03/09/15	04:00:00	a.m.	29.862404	33%	296.83
789	03/09/15	04:05:00	a.m.	29.819632	33%	296.83
790	03/09/15	04:10:00	a.m.	29.549162	33%	296.83
791	03/09/15	04:15:00	a.m.	29.095024	32%	279.87
792	03/09/15	04:20:00	a.m.	28.711334	32%	279.87
793	03/09/15	04:25:00	a.m.	28.410672	32%	279.87
794	03/09/15	04:30:00	a.m.	28.257196	31%	263.31
795	03/09/15	04:35:00	a.m.	28.477346	32%	279.87
796	03/09/15	04:40:00	a.m.	29.16044	32%	279.87
797	03/09/15	04:45:00	a.m.	29.413298	33%	296.83
798	03/09/15	04:50:00	a.m.	29.805794	33%	296.83
799	03/09/15	04:55:00	a.m.	30.71407	34%	314.16
800	03/09/15	05:00:00	a.m.	30.51279	34%	314.16
801	03/09/15	05:05:00	a.m.	30.573174	34%	314.16
802	03/09/15	05:10:00	a.m.	30.844902	34%	314.16
803	03/09/15	05:15:00	a.m.	31.570768	35%	331.85
804	03/09/15	05:20:00	a.m.	32.455142	36%	349.90
805	03/09/15	05:25:00	a.m.	32.296634	36%	349.90
806	03/09/15	05:30:00	a.m.	32.403564	36%	349.90
807	03/09/15	05:35:00	a.m.	32.666486	36%	349.90
808	03/09/15	05:40:00	a.m.	32.446336	36%	349.90
809	03/09/15	05:45:00	a.m.	32.511752	36%	349.90
810	03/09/15	05:50:00	a.m.	32.923118	37%	368.28
811	03/09/15	05:55:00	a.m.	32.479044	36%	349.90
812	03/09/15	06:00:00	a.m.	32.90928	37%	368.28
813	03/09/15	06:05:00	a.m.	32.666486	36%	349.90
814	03/09/15	06:10:00	a.m.	32.609876	36%	349.90
815	03/09/15	06:15:00	a.m.	32.572136	36%	349.90
816	03/09/15	06:20:00	a.m.	33.69553	37%	368.28
817	03/09/15	06:25:00	a.m.	35.296964	39%	406.00
818	03/09/15	06:30:00	a.m.	37.210382	41%	444.89
819	03/09/15	06:35:00	a.m.	39.603098	44%	505.16
820	03/09/15	06:40:00	a.m.	40.133974	45%	525.70
821	03/09/15	06:45:00	a.m.	41.184404	46%	546.44
822	03/09/15	06:50:00	a.m.	40.566726	45%	525.70
823	03/09/15	06:55:00	a.m.	41.964364	47%	567.36
824	03/09/15	07:00:00	a.m.	42.582042	47%	567.36
825	03/09/15	07:05:00	a.m.	40.234614	45%	525.70
826	03/09/15	07:10:00	a.m.	41.013316	46%	546.44

N°	Fecha	Hora	am/pm	TIRANTE (CM) PUNTO P-13 COLEC. PTE. PIEDRA	TIRANTE (%)	Q (L/S) PUNTO P- 13 COLEC. PTE. PIEDRA
827	03/09/15	07:15:00	a.m.	41.69012	46%	546.44
828	03/09/15	07:20:00	a.m.	42.43234	47%	567.36
829	03/09/15	07:25:00	a.m.	42.661296	47%	567.36
830	03/09/15	07:30:00	a.m.	42.404664	47%	567.36
831	03/09/15	07:35:00	a.m.	42.462532	47%	567.36
832	03/09/15	07:40:00	a.m.	42.535496	47%	567.36
833	03/09/15	07:45:00	a.m.	42.851254	48%	588.44
834	03/09/15	07:50:00	a.m.	43.409806	48%	588.44
835	03/09/15	07:55:00	a.m.	44.921922	50%	631.05
836	03/09/15	08:00:00	a.m.	46.461714	52%	674.10
837	03/09/15	08:05:00	a.m.	47.00517	52%	674.10
838	03/09/15	08:10:00	a.m.	48.243042	54%	717.47
839	03/09/15	08:15:00	a.m.	48.536156	54%	717.47
840	03/09/15	08:20:00	a.m.	48.928652	54%	717.47
841	03/09/15	08:25:00	a.m.	49.270828	55%	739.22
842	03/09/15	08:30:00	a.m.	49.045646	54%	717.47
843	03/09/15	08:35:00	a.m.	50.726334	56%	761.00
844	03/09/15	08:40:00	a.m.	52.608302	58%	804.53
845	03/09/15	08:45:00	a.m.	52.413312	58%	804.53
846	03/09/15	08:50:00	a.m.	52.52779	58%	804.53
847	03/09/15	08:55:00	a.m.	52.279964	58%	804.53
848	03/09/15	09:00:00	a.m.	51.907596	58%	804.53
849	03/09/15	09:05:00	a.m.	52.825936	59%	826.26
850	03/09/15	09:10:00	a.m.	53.228496	59%	826.26
851	03/09/15	09:15:00	a.m.	53.916622	60%	847.92
852	03/09/15	09:20:00	a.m.	54.063808	60%	847.92
853	03/09/15	09:25:00	a.m.	54.721742	61%	869.51
854	03/09/15	09:30:00	a.m.	54.934344	61%	869.51
855	03/09/15	09:35:00	a.m.	55.407352	62%	891.00
856	03/09/15	09:40:00	a.m.	55.764624	62%	891.00
857	03/09/15	09:45:00	a.m.	55.44006	62%	891.00
858	03/09/15	09:50:00	a.m.	54.828672	61%	869.51
859	03/09/15	10:00:00	a.m.	55.14443	61%	869.51
860	03/09/15	10:05:00	a.m.	54.510398	61%	869.51
861	03/09/15	10:10:00	a.m.	54.189608	60%	847.92
862	03/09/15	10:15:00	a.m.	54.529268	61%	869.51
863	03/09/15	10:20:00	a.m.	55.247586	61%	869.51
864	03/09/15	10:25:00	a.m.	55.206072	61%	869.51
865	03/09/15	10:30:00	a.m.	55.865264	62%	891.00
866	03/09/15	10:35:00	a.m.	56.7358	63%	912.37
867	03/09/15	10:40:00	a.m.	57.033946	63%	912.37
868	03/09/15	10:45:00	a.m.	57.788746	64%	933.60

N°	Fecha	Hora	am/pm	TIRANTE (CM) PUNTO P-13 COLEC. PTE. PIEDRA	TIRANTE (%)	Q (L/S) PUNTO P- 13 COLEC. PTE. PIEDRA
869	03/09/15	10:50:00	a.m.	57.728362	64%	933.60
870	03/09/15	10:55:00	a.m.	57.923352	64%	933.60
871	03/09/15	11:00:00	a.m.	58.52845	65%	954.66
872	03/09/15	11:05:00	a.m.	58.057958	65%	954.66
873	03/09/15	11:10:00	a.m.	57.513244	64%	933.60
874	03/09/15	11:15:00	a.m.	57.271708	64%	933.60
875	03/09/15	11:20:00	a.m.	57.866742	64%	933.60
876	03/09/15	11:25:00	a.m.	58.271818	65%	954.66
877	03/09/15	11:30:00	a.m.	58.252948	65%	954.66
878	03/09/15	11:35:00	a.m.	58.374974	65%	954.66
879	03/09/15	11:40:00	a.m.	58.60393	65%	954.66
880	03/09/15	11:45:00	a.m.	57.605078	64%	933.60
881	03/09/15	11:50:00	a.m.	58.376232	65%	954.66
882	03/09/15	11:55:00	a.m.	59.074422	66%	975.53
883	03/09/15	12:00:00	p.m.	58.922204	65%	954.66
884	03/09/15	12:05:00	p.m.	58.601414	65%	954.66
885	03/09/15	12:10:00	p.m.	58.596382	65%	954.66
886	03/09/15	12:15:00	p.m.	58.7486	65%	954.66
887	03/09/15	12:20:00	p.m.	59.156192	66%	975.53
888	03/09/15	12:25:00	p.m.	59.401502	66%	975.53
889	03/09/15	12:30:00	p.m.	59.017812	66%	975.53
890	03/09/15	12:35:00	p.m.	58.832886	65%	954.66
891	03/09/15	12:40:00	p.m.	58.592608	65%	954.66
892	03/09/15	12:45:00	p.m.	58.525934	65%	954.66
893	03/09/15	12:50:00	p.m.	58.173694	65%	954.66
894	03/09/15	12:55:00	p.m.	57.758554	64%	933.60
895	03/09/15	01:00:00	p.m.	57.709492	64%	933.60
896	03/09/15	01:05:00	p.m.	57.920836	64%	933.60
897	03/09/15	01:10:00	p.m.	57.920836	64%	933.60
898	03/09/15	01:15:00	p.m.	57.978704	64%	933.60
899	03/09/15	01:20:00	p.m.	57.676784	64%	933.60
900	03/09/15	01:25:00	p.m.	57.372348	64%	933.60
901	03/09/15	01:30:00	p.m.	57.325802	64%	933.60
902	03/09/15	01:35:00	p.m.	57.567338	64%	933.60
903	03/09/15	01:40:00	p.m.	57.953544	64%	933.60
904	03/09/15	01:45:00	p.m.	57.90574	64%	933.60
905	03/09/15	01:50:00	p.m.	57.859194	64%	933.60
906	03/09/15	01:55:00	p.m.	58.671862	65%	954.66
907	03/09/15	02:00:00	p.m.	57.45915	64%	933.60
908	03/09/15	02:05:00	p.m.	57.850388	64%	933.60
909	03/09/15	02:10:00	p.m.	57.363542	64%	933.60
910	03/09/15	02:15:00	p.m.	57.908256	64%	933.60

N°	Fecha	Hora	am/pm	TIRANTE (CM) PUNTO P-13 COLEC. PTE. PIEDRA	TIRANTE (%)	Q (L/S) PUNTO P- 13 COLEC. PTE. PIEDRA
911	03/09/15	02:20:00	p.m.	58.086892	65%	954.66
912	03/09/15	02:25:00	p.m.	57.967382	64%	933.60
913	03/09/15	02:30:00	p.m.	56.869148	63%	912.37
914	03/09/15	02:35:00	p.m.	56.960982	63%	912.37
915	03/09/15	02:40:00	p.m.	58.074312	65%	954.66
916	03/09/15	02:45:00	p.m.	58.45926	65%	954.66
917	03/09/15	02:50:00	p.m.	58.468066	65%	954.66
918	03/09/15	02:55:00	p.m.	58.00009	64%	933.60
919	03/09/15	03:00:00	p.m.	57.129554	63%	912.37
920	03/09/15	03:05:00	p.m.	57.513244	64%	933.60
921	03/09/15	03:10:00	p.m.	57.37738	64%	933.60
922	03/09/15	03:15:00	p.m.	57.532114	64%	933.60
923	03/09/15	03:20:00	p.m.	57.173584	64%	933.60
924	03/09/15	03:25:00	p.m.	56.93079	63%	912.37
925	03/09/15	03:30:00	p.m.	56.784862	63%	912.37
926	03/09/15	03:35:00	p.m.	56.64774	63%	912.37
927	03/09/15	03:40:00	p.m.	56.033836	62%	891.00
928	03/09/15	03:45:00	p.m.	55.783494	62%	891.00
929	03/09/15	03:50:00	p.m.	55.170848	61%	869.51
930	03/09/15	03:55:00	p.m.	55.64134	62%	891.00
931	03/09/15	04:00:00	p.m.	56.303048	63%	912.37
932	03/09/15	04:05:00	p.m.	56.618806	63%	912.37
933	03/09/15	04:10:00	p.m.	56.923242	63%	912.37
934	03/09/15	04:15:00	p.m.	56.7358	63%	912.37
935	03/09/15	04:20:00	p.m.	56.466588	63%	912.37
936	03/09/15	04:25:00	p.m.	56.81128	63%	912.37
937	03/09/15	04:30:00	p.m.	56.066544	62%	891.00
938	03/09/15	04:35:00	p.m.	56.474136	63%	912.37
939	03/09/15	04:40:00	p.m.	57.211324	64%	933.60
940	03/09/15	04:45:00	p.m.	57.349704	64%	933.60
941	03/09/15	04:50:00	p.m.	56.784862	63%	912.37
942	03/09/15	04:55:00	p.m.	56.958466	63%	912.37
943	03/09/15	05:00:00	p.m.	56.413752	63%	912.37
944	03/09/15	05:05:00	p.m.	56.022514	62%	891.00
945	03/09/15	05:10:00	p.m.	55.778462	62%	891.00
946	03/09/15	05:15:00	p.m.	56.36469	63%	912.37
947	03/09/15	05:20:00	p.m.	56.577292	63%	912.37
948	03/09/15	05:25:00	p.m.	56.901856	63%	912.37
949	03/09/15	05:30:00	p.m.	56.888018	63%	912.37
950	03/09/15	05:35:00	p.m.	57.171068	64%	933.60
951	03/09/15	05:40:00	p.m.	56.982368	63%	912.37
952	03/09/15	05:45:00	p.m.	56.199892	62%	891.00

N°	Fecha	Hora	am/pm	TIRANTE (CM) PUNTO P-13 COLEC. PTE. PIEDRA	TIRANTE (%)	Q (L/S) PUNTO P- 13 COLEC. PTE. PIEDRA
953	03/09/15	05:50:00	p.m.	55.579698	62%	891.00
954	03/09/15	05:55:00	p.m.	54.81735	61%	869.51
955	03/09/15	06:00:00	p.m.	54.466368	61%	869.51
956	03/09/15	06:05:00	p.m.	55.24507	61%	869.51
957	03/09/15	06:10:00	p.m.	54.426112	60%	847.92
958	03/09/15	06:15:00	p.m.	54.360696	60%	847.92
959	03/09/15	06:20:00	p.m.	53.984554	60%	847.92
960	03/09/15	06:25:00	p.m.	53.83611	60%	847.92
961	03/09/15	06:30:00	p.m.	53.50903	59%	826.26
962	03/09/15	06:35:00	p.m.	54.063808	60%	847.92
963	03/09/15	06:40:00	p.m.	55.203556	61%	869.51
964	03/09/15	06:45:00	p.m.	56.017482	62%	891.00
965	03/09/15	06:50:00	p.m.	56.599936	63%	912.37
966	03/09/15	06:55:00	p.m.	56.036352	62%	891.00
967	03/09/15	07:00:00	p.m.	55.926906	62%	891.00
968	03/09/15	07:05:00	p.m.	55.816202	62%	891.00
969	03/09/15	07:10:00	p.m.	55.287842	61%	869.51
970	03/09/15	07:15:00	p.m.	54.985922	61%	869.51
971	03/09/15	07:20:00	p.m.	54.304086	60%	847.92
972	03/09/15	07:25:00	p.m.	53.74805	60%	847.92
973	03/09/15	07:30:00	p.m.	53.1505	59%	826.26
974	03/09/15	07:35:00	p.m.	52.86116	59%	826.26
975	03/09/15	07:40:00	p.m.	52.273674	58%	804.53
976	03/09/15	07:45:00	p.m.	52.073652	58%	804.53
977	03/09/15	07:50:00	p.m.	51.959174	58%	804.53
978	03/09/15	07:55:00	p.m.	51.243372	57%	782.77
979	03/09/15	08:00:00	p.m.	51.23834	57%	782.77
980	03/09/15	08:05:00	p.m.	51.267274	57%	782.77
981	03/09/15	08:10:00	p.m.	50.952774	57%	782.77
982	03/09/15	08:15:00	p.m.	50.84836	56%	761.00
983	03/09/15	08:20:00	p.m.	50.592986	56%	761.00
984	03/09/15	08:25:00	p.m.	50.24452	56%	761.00
985	03/09/15	08:30:00	p.m.	50.26339	56%	761.00
986	03/09/15	08:35:00	p.m.	50.016822	56%	761.00
987	03/09/15	08:40:00	p.m.	49.926246	55%	739.22
988	03/09/15	08:45:00	p.m.	49.556394	55%	739.22
989	03/09/15	08:50:00	p.m.	49.289698	55%	739.22
990	03/09/15	08:55:00	p.m.	49.11861	55%	739.22
991	03/09/15	09:00:00	p.m.	48.839334	54%	717.47
992	03/09/15	09:05:00	p.m.	49.385306	55%	739.22
993	03/09/15	09:10:00	p.m.	49.287182	55%	739.22
994	03/09/15	09:15:00	p.m.	48.844366	54%	717.47

N°	Fecha	Hora	am/pm	TIRANTE (CM) PUNTO P-13 COLEC. PTE. PIEDRA	TIRANTE (%)	Q (L/S) PUNTO P- 13 COLEC. PTE. PIEDRA
995	03/09/15	09:20:00	p.m.	47.334766	53%	695.75
996	03/09/15	09:25:00	p.m.	47.147324	52%	674.10
997	03/09/15	09:30:00	p.m.	47.113358	52%	674.10
998	03/09/15	09:35:00	p.m.	47.315896	53%	695.75
999	03/09/15	09:40:00	p.m.	47.234126	52%	674.10
1000	03/09/15	09:45:00	p.m.	47.182548	52%	674.10
1001	03/09/15	09:50:00	p.m.	46.895724	52%	674.10
1002	03/09/15	09:55:00	p.m.	47.019008	52%	674.10
1003	03/09/15	10:00:00	p.m.	46.815212	52%	674.10
1004	03/09/15	10:05:00	p.m.	46.62148	52%	674.10
1005	03/09/15	10:10:00	p.m.	47.437922	53%	695.75
1006	03/09/15	10:15:00	p.m.	48.201528	54%	717.47
1007	03/09/15	10:20:00	p.m.	47.971314	53%	695.75
1008	03/09/15	10:25:00	p.m.	47.946154	53%	695.75
1009	03/09/15	10:30:00	p.m.	48.03673	53%	695.75
1010	03/09/15	10:35:00	p.m.	48.13737	53%	695.75
1011	03/09/15	10:40:00	p.m.	47.63417	53%	695.75
1012	03/09/15	10:45:00	p.m.	46.9863	52%	674.10
1013	03/09/15	10:50:00	p.m.	47.529756	53%	695.75
1014	03/09/15	10:55:00	p.m.	48.25059	54%	717.47
1015	03/09/15	11:00:00	p.m.	44.884182	50%	631.05
1016	03/09/15	11:05:00	p.m.	44.613712	50%	631.05
1017	03/09/15	11:10:00	p.m.	44.505524	49%	609.68
1018	03/09/15	11:15:00	p.m.	44.217442	49%	609.68
1019	03/09/15	11:20:00	p.m.	44.2816	49%	609.68
1020	03/09/15	11:25:00	p.m.	43.757014	49%	609.68
1021	03/09/15	11:30:00	p.m.	43.188398	48%	588.44
1022	03/09/15	11:35:00	p.m.	41.880078	47%	567.36
1023	03/09/15	11:40:00	p.m.	40.578048	45%	525.70
1024	03/09/15	11:45:00	p.m.	39.967918	44%	505.16
1025	03/09/15	11:50:00	p.m.	39.843376	44%	505.16
1026	03/09/15	11:55:00	p.m.	39.628258	44%	505.16
1027	04/09/15	12:00:00	a.m.	40.049688	44%	505.16
1028	04/09/15	12:05:00	a.m.	40.157876	45%	525.70
1029	04/09/15	12:10:00	a.m.	39.717576	44%	505.16
1030	04/09/15	12:15:00	a.m.	39.923888	44%	505.16
1031	04/09/15	12:20:00	a.m.	39.11122	43%	484.83
1032	04/09/15	12:25:00	a.m.	37.863284	42%	464.74
1033	04/09/15	12:30:00	a.m.	37.791578	42%	464.74
1034	04/09/15	12:35:00	a.m.	40.01698	44%	505.16
1035	04/09/15	12:40:00	a.m.	39.862246	44%	505.16
1036	04/09/15	12:45:00	a.m.	37.459466	42%	464.74

N°	Fecha	Hora	am/pm	TIRANTE (CM) PUNTO P-13 COLEC. PTE. PIEDRA	TIRANTE (%)	Q (L/S) PUNTO P- 13 COLEC. PTE. PIEDRA
1037	04/09/15	12:50:00	a.m.	37.212898	41%	444.89
1038	04/09/15	12:55:00	a.m.	37.508528	42%	464.74
1039	04/09/15	01:00:00	a.m.	36.700892	41%	444.89
1040	04/09/15	01:05:00	a.m.	35.874386	40%	425.31
1041	04/09/15	01:10:00	a.m.	35.868096	40%	425.31
1042	04/09/15	01:15:00	a.m.	35.364896	39%	406.00
1043	04/09/15	01:20:00	a.m.	35.900804	40%	425.31
1044	04/09/15	01:25:00	a.m.	38.657082	43%	484.83
1045	04/09/15	01:30:00	a.m.	38.418062	43%	484.83
1046	04/09/15	01:35:00	a.m.	37.386502	42%	464.74
1047	04/09/15	01:40:00	a.m.	36.749954	41%	444.89
1048	04/09/15	01:45:00	a.m.	36.957524	41%	444.89
1049	04/09/15	01:50:00	a.m.	36.855626	41%	444.89
1050	04/09/15	01:55:00	a.m.	36.38765	40%	425.31
1051	04/09/15	02:00:00	a.m.	35.855516	40%	425.31
1052	04/09/15	02:05:00	a.m.	36.002702	40%	425.31
1053	04/09/15	02:10:00	a.m.	34.257856	38%	386.99
1054	04/09/15	02:15:00	a.m.	32.128062	36%	349.90
1055	04/09/15	02:20:00	a.m.	31.84627	35%	331.85
1056	04/09/15	02:25:00	a.m.	31.912944	35%	331.85
1057	04/09/15	02:30:00	a.m.	31.168208	35%	331.85
1058	04/09/15	02:35:00	a.m.	30.737972	34%	314.16
1059	04/09/15	02:40:00	a.m.	30.573174	34%	314.16
1060	04/09/15	02:45:00	a.m.	30.741746	34%	314.16
1061	04/09/15	02:50:00	a.m.	30.526628	34%	314.16
1062	04/09/15	02:55:00	a.m.	30.218418	34%	314.16
1063	04/09/15	03:00:00	a.m.	29.932852	33%	296.83
1064	04/09/15	03:05:00	a.m.	29.60074	33%	296.83
1065	04/09/15	03:10:00	a.m.	29.834728	33%	296.83
1066	04/09/15	03:15:00	a.m.	29.511422	33%	296.83
1067	04/09/15	03:20:00	a.m.	29.70767	33%	296.83
1068	04/09/15	03:25:00	a.m.	29.815858	33%	296.83
1069	04/09/15	03:30:00	a.m.	29.960528	33%	296.83
1070	04/09/15	03:35:00	a.m.	29.94669	33%	296.83
1071	04/09/15	03:40:00	a.m.	30.428504	34%	314.16
1072	04/09/15	03:45:00	a.m.	30.404602	34%	314.16
1073	04/09/15	03:50:00	a.m.	29.698864	33%	296.83
1074	04/09/15	03:55:00	a.m.	29.552936	33%	296.83
1075	04/09/15	04:00:00	a.m.	29.427136	33%	296.83
1076	04/09/15	04:05:00	a.m.	29.492552	33%	296.83
1077	04/09/15	04:10:00	a.m.	29.062316	32%	279.87
1078	04/09/15	04:15:00	a.m.	29.108862	32%	279.87

N°	Fecha	Hora	am/pm	TIRANTE (CM) PUNTO P-13 COLEC. PTE. PIEDRA	TIRANTE (%)	Q (L/S) PUNTO P- 13 COLEC. PTE. PIEDRA
1079	04/09/15	04:20:00	a.m.	29.174278	32%	279.87
1080	04/09/15	04:25:00	a.m.	29.571806	33%	296.83
1081	04/09/15	04:30:00	a.m.	29.70767	33%	296.83
1082	04/09/15	04:35:00	a.m.	29.38059	33%	296.83
1083	04/09/15	04:40:00	a.m.	29.511422	33%	296.83
1084	04/09/15	04:45:00	a.m.	29.239694	32%	279.87
1085	04/09/15	04:50:00	a.m.	29.282466	33%	296.83
1086	04/09/15	04:55:00	a.m.	29.16044	32%	279.87
1087	04/09/15	05:00:00	a.m.	29.440974	33%	296.83
1088	04/09/15	05:05:00	a.m.	29.351656	33%	296.83
1089	04/09/15	05:10:00	a.m.	29.32398	33%	296.83
1090	04/09/15	05:15:00	a.m.	29.1227	32%	279.87
1091	04/09/15	05:20:00	a.m.	29.754216	33%	296.83
1092	04/09/15	05:25:00	a.m.	32.024906	36%	349.90
1093	04/09/15	05:30:00	a.m.	31.889042	35%	331.85
1094	04/09/15	05:35:00	a.m.	32.006036	36%	349.90
1095	04/09/15	05:40:00	a.m.	31.772048	35%	331.85
1096	04/09/15	05:45:00	a.m.	31.37452	35%	331.85
1097	04/09/15	05:50:00	a.m.	31.013474	34%	314.16
1098	04/09/15	05:55:00	a.m.	31.46258	35%	331.85
1099	04/09/15	06:00:00	a.m.	32.465206	36%	349.90
1100	04/09/15	06:05:00	a.m.	33.284164	37%	368.28
1101	04/09/15	06:10:00	a.m.	33.602438	37%	368.28
1102	04/09/15	06:15:00	a.m.	34.149668	38%	386.99
1103	04/09/15	06:20:00	a.m.	34.781184	39%	406.00
1104	04/09/15	06:25:00	a.m.	35.68317	40%	425.31
1105	04/09/15	06:30:00	a.m.	36.178822	40%	425.31
1106	04/09/15	06:35:00	a.m.	36.91601	41%	444.89
1107	04/09/15	06:40:00	a.m.	37.770192	42%	464.74
1108	04/09/15	06:45:00	a.m.	38.586634	43%	484.83
1109	04/09/15	06:50:00	a.m.	39.845892	44%	505.16
1110	04/09/15	06:55:00	a.m.	40.183036	45%	525.70
1111	04/09/15	07:00:00	a.m.	39.668514	44%	505.16
1112	04/09/15	07:05:00	a.m.	40.28116	45%	525.70
1113	04/09/15	07:10:00	a.m.	41.586964	46%	546.44
1114	04/09/15	07:15:00	a.m.	41.629736	46%	546.44
1115	04/09/15	07:20:00	a.m.	42.106518	47%	567.36
1116	04/09/15	07:25:00	a.m.	39.567874	44%	505.16
1117	04/09/15	07:30:00	a.m.	40.175488	45%	525.70
1118	04/09/15	07:35:00	a.m.	40.517664	45%	525.70
1119	04/09/15	07:40:00	a.m.	40.97935	46%	546.44
1120	04/09/15	07:45:00	a.m.	41.978202	47%	567.36

N°	Fecha	Hora	am/pm	TIRANTE (CM) PUNTO P-13 COLEC. PTE. PIEDRA	TIRANTE (%)	Q (L/S) PUNTO P- 13 COLEC. PTE. PIEDRA
1121	04/09/15	07:50:00	a.m.	44.662774	50%	631.05
1122	04/09/15	07:55:00	a.m.	46.719604	52%	674.10
1123	04/09/15	08:00:00	a.m.	46.78502	52%	674.10
1124	04/09/15	08:05:00	a.m.	46.569902	52%	674.10
1125	04/09/15	08:10:00	a.m.	47.952444	53%	695.75
1126	04/09/15	08:15:00	a.m.	48.67202	54%	717.47
1127	04/09/15	08:20:00	a.m.	47.878222	53%	695.75
1128	04/09/15	08:25:00	a.m.	48.721082	54%	717.47
1129	04/09/15	08:30:00	a.m.	48.224172	54%	717.47
1130	04/09/15	08:35:00	a.m.	49.031808	54%	717.47
1131	04/09/15	08:40:00	a.m.	49.139996	55%	739.22
1132	04/09/15	08:45:00	a.m.	49.777802	55%	739.22
1133	04/09/15	08:50:00	a.m.	50.962838	57%	782.77
1134	04/09/15	08:55:00	a.m.	51.461006	57%	782.77
1135	04/09/15	09:00:00	a.m.	53.12534	59%	826.26
1136	04/09/15	09:05:00	a.m.	52.633462	58%	804.53
1137	04/09/15	09:10:00	a.m.	52.687556	59%	826.26
1138	04/09/15	09:15:00	a.m.	52.556724	58%	804.53
1139	04/09/15	09:20:00	a.m.	52.998282	59%	826.26
1140	04/09/15	09:25:00	a.m.	52.893868	59%	826.26
1141	04/09/15	09:30:00	a.m.	54.45253	61%	869.51
1142	04/09/15	09:35:00	a.m.	54.763256	61%	869.51
1143	04/09/15	09:40:00	a.m.	55.86778	62%	891.00
1144	04/09/15	09:45:00	a.m.	56.267824	63%	912.37
1145	04/09/15	09:50:00	a.m.	56.16341	62%	891.00
1146	04/09/15	09:55:00	a.m.	56.354626	63%	912.37
1147	04/09/15	10:00:00	a.m.	56.438912	63%	912.37
1148	04/09/15	10:05:00	a.m.	57.067912	63%	912.37
1149	04/09/15	10:10:00	a.m.	56.958466	63%	912.37
1150	04/09/15	10:15:00	a.m.	56.588614	63%	912.37
1151	04/09/15	10:20:00	a.m.	57.086782	63%	912.37
1152	04/09/15	10:25:00	a.m.	56.97482	63%	912.37
			Max	60.02	67%	996.19
			Prom	47.00	52%	684.66
			Min	28.26	31%	263.31

2.15 PUNTO P-14 COLECTOR GLORIABAMBA

N°	Fecha	Hora	am/pm	TIRANTE (CM) PUNTO P-14 COLEC GLORIABAMBA	TIRANTE (%)	Q (L/S) PUNTO P- 14 COLEC GLORIABAMBA
----	-------	------	-------	---	----------------	---

N°	Fecha	Hora	am/pm	TIRANTE (CM) PUNTO P-14 COLEC GLORIABAMBA	TIRANTE (%)	Q (L/S) PUNTO P- 14 COLEC GLORIABAMBA
1	26/07/15	09:20:00	a.m.	12.276	41%	17.26
2	26/07/15	09:25:00	a.m.	12.302	41%	17.26
3	26/07/15	09:30:00	a.m.	12.41	41%	17.26
4	26/07/15	09:35:00	a.m.	12.506	42%	18.03
5	26/07/15	09:40:00	a.m.	12.443	41%	17.26
6	26/07/15	09:45:00	a.m.	12.618	42%	18.03
7	26/07/15	09:50:00	a.m.	12.696	42%	18.03
8	26/07/15	09:55:00	a.m.	12.953	43%	18.81
9	26/07/15	10:00:00	a.m.	12.823	43%	18.81
10	26/07/15	10:05:00	a.m.	12.473	42%	18.03
11	26/07/15	10:10:00	a.m.	12.32	41%	17.26
12	26/07/15	10:15:00	a.m.	12.279	41%	17.26
13	26/07/15	10:20:00	a.m.	12.361	41%	17.26
14	26/07/15	10:25:00	a.m.	12.949	43%	18.81
15	26/07/15	10:30:00	a.m.	13.094	44%	19.60
16	26/07/15	10:35:00	a.m.	14.233	47%	22.01
17	26/07/15	10:40:00	a.m.	13.645	45%	20.39
18	26/07/15	10:45:00	a.m.	14.452	48%	22.83
19	26/07/15	10:50:00	a.m.	14.694	49%	23.65
20	26/07/15	10:55:00	a.m.	14.679	49%	23.65
21	26/07/15	11:00:00	a.m.	14.456	48%	22.83
22	26/07/15	11:05:00	a.m.	14.307	48%	22.83
23	26/07/15	11:10:00	a.m.	13.961	47%	22.01
24	26/07/15	11:15:00	a.m.	13.496	45%	20.39
25	26/07/15	11:20:00	a.m.	13.861	46%	21.20
26	26/07/15	11:25:00	a.m.	13.559	45%	20.39
27	26/07/15	11:30:00	a.m.	13.187	44%	19.60
28	26/07/15	11:35:00	a.m.	13.105	44%	19.60
29	26/07/15	11:40:00	a.m.	13.113	44%	19.60
30	26/07/15	11:45:00	a.m.	13.072	44%	19.60
31	26/07/15	11:50:00	a.m.	13.031	43%	18.81
32	26/07/15	11:55:00	a.m.	12.878	43%	18.81
33	26/07/15	12:00:00	p.m.	12.797	43%	18.81
34	26/07/15	12:05:00	p.m.	13.064	44%	19.60
35	26/07/15	12:10:00	p.m.	13.083	44%	19.60
36	26/07/15	12:15:00	p.m.	12.685	42%	18.03
37	26/07/15	12:20:00	p.m.	12.506	42%	18.03
38	26/07/15	12:25:00	p.m.	12.555	42%	18.03
39	26/07/15	12:30:00	p.m.	12.666	42%	18.03
40	26/07/15	12:35:00	p.m.	12.692	42%	18.03
41	26/07/15	12:40:00	p.m.	12.473	42%	18.03
42	26/07/15	12:45:00	p.m.	12.484	42%	18.03

N°	Fecha	Hora	am/pm	TIRANTE (CM) PUNTO P-14 COLEC GLORIABAMBA	TIRANTE (%)	Q (L/S) PUNTO P- 14 COLEC GLORIABAMBA
43	26/07/15	12:50:00	p.m.	12.785	43%	18.81
44	26/07/15	12:55:00	p.m.	12.704	42%	18.03
45	26/07/15	01:00:00	p.m.	12.677	42%	18.03
46	26/07/15	01:05:00	p.m.	13.053	44%	19.60
47	26/07/15	01:10:00	p.m.	13.496	45%	20.39
48	26/07/15	01:15:00	p.m.	13.574	45%	20.39
49	26/07/15	01:20:00	p.m.	13.526	45%	20.39
50	26/07/15	01:25:00	p.m.	13.656	46%	21.20
51	26/07/15	01:30:00	p.m.	13.515	45%	20.39
52	26/07/15	01:35:00	p.m.	13.184	44%	19.60
53	26/07/15	01:40:00	p.m.	13.567	45%	20.39
54	26/07/15	01:45:00	p.m.	13.53	45%	20.39
55	26/07/15	01:50:00	p.m.	13.489	45%	20.39
56	26/07/15	01:55:00	p.m.	12.611	42%	18.03
57	26/07/15	02:00:00	p.m.	12.558	42%	18.03
58	26/07/15	02:05:00	p.m.	12.633	42%	18.03
59	26/07/15	02:10:00	p.m.	12.644	42%	18.03
60	26/07/15	02:15:00	p.m.	12.7	42%	18.03
61	26/07/15	02:20:00	p.m.	12.774	43%	18.81
62	26/07/15	02:25:00	p.m.	13.094	44%	19.60
63	26/07/15	02:30:00	p.m.	12.592	42%	18.03
64	26/07/15	02:35:00	p.m.	12.209	41%	17.26
65	26/07/15	02:40:00	p.m.	12.659	42%	18.03
66	26/07/15	02:45:00	p.m.	12.979	43%	18.81
67	26/07/15	02:50:00	p.m.	12.919	43%	18.81
68	26/07/15	02:55:00	p.m.	12.849	43%	18.81
69	26/07/15	03:00:00	p.m.	12.748	42%	18.03
70	26/07/15	03:05:00	p.m.	12.577	42%	18.03
71	26/07/15	03:10:00	p.m.	12.96	43%	18.81
72	26/07/15	03:15:00	p.m.	12.86	43%	18.81
73	26/07/15	03:20:00	p.m.	13.005	43%	18.81
74	26/07/15	03:25:00	p.m.	12.715	42%	18.03
75	26/07/15	03:30:00	p.m.	12.692	42%	18.03
76	26/07/15	03:35:00	p.m.	12.317	41%	17.26
77	26/07/15	03:40:00	p.m.	13.016	43%	18.81
78	26/07/15	03:45:00	p.m.	13.403	45%	20.39
79	26/07/15	03:50:00	p.m.	13.407	45%	20.39
80	26/07/15	03:55:00	p.m.	13.355	45%	20.39
81	26/07/15	04:00:00	p.m.	13.314	44%	19.60
82	26/07/15	04:05:00	p.m.	14.925	50%	24.48
83	26/07/15	04:10:00	p.m.	15.494	52%	26.15
84	26/07/15	04:15:00	p.m.	15.606	52%	26.15

N°	Fecha	Hora	am/pm	TIRANTE (CM) PUNTO P-14 COLEC GLORIABAMBA	TIRANTE (%)	Q (L/S) PUNTO P- 14 COLEC GLORIABAMBA
85	26/07/15	04:20:00	p.m.	15.382	51%	25.31
86	26/07/15	04:25:00	p.m.	14.757	49%	23.65
87	26/07/15	04:30:00	p.m.	14.456	48%	22.83
88	26/07/15	04:35:00	p.m.	14.382	48%	22.83
89	26/07/15	04:40:00	p.m.	14.888	50%	24.48
90	26/07/15	04:45:00	p.m.	13.5	45%	20.39
91	26/07/15	04:50:00	p.m.	12.826	43%	18.81
92	26/07/15	04:55:00	p.m.	12.618	42%	18.03
93	26/07/15	05:00:00	p.m.	16.275	54%	27.83
94	26/07/15	05:05:00	p.m.	21.244	71%	41.75
95	26/07/15	05:10:00	p.m.	25.467	85%	50.45
96	26/07/15	05:15:00	p.m.	29.906	100%	48.96
97	26/07/15	05:20:00	p.m.	34.139	114%	48.96
98	26/07/15	05:25:00	p.m.	37.089	124%	48.96
99	26/07/15	05:30:00	p.m.	37.344	124%	48.96
100	26/07/15	05:35:00	p.m.	31.525	105%	48.96
101	26/07/15	05:40:00	p.m.	18.402	61%	33.73
102	26/07/15	05:45:00	p.m.	12.793	43%	18.81
103	26/07/15	05:50:00	p.m.	12.7	42%	18.03
104	26/07/15	05:55:00	p.m.	12.573	42%	18.03
105	26/07/15	06:00:00	p.m.	12.644	42%	18.03
106	26/07/15	06:05:00	p.m.	13.392	45%	20.39
107	26/07/15	06:10:00	p.m.	13.459	45%	20.39
108	26/07/15	06:15:00	p.m.	13.526	45%	20.39
109	26/07/15	06:20:00	p.m.	13.574	45%	20.39
110	26/07/15	06:25:00	p.m.	12.912	43%	18.81
111	26/07/15	06:30:00	p.m.	13.117	44%	19.60
112	26/07/15	06:35:00	p.m.	12.451	42%	18.03
113	26/07/15	06:40:00	p.m.	12.175	41%	17.26
114	26/07/15	06:45:00	p.m.	12.231	41%	17.26
115	26/07/15	06:50:00	p.m.	12.402	41%	17.26
116	26/07/15	06:55:00	p.m.	11.978	40%	16.50
117	26/07/15	07:00:00	p.m.	11.706	39%	15.75
118	26/07/15	07:05:00	p.m.	12.097	40%	16.50
119	26/07/15	07:10:00	p.m.	11.762	39%	15.75
120	26/07/15	07:15:00	p.m.	11.703	39%	15.75
121	26/07/15	07:20:00	p.m.	11.409	38%	15.01
122	26/07/15	07:25:00	p.m.	11.416	38%	15.01
123	26/07/15	07:30:00	p.m.	11.58	39%	15.75
124	26/07/15	07:35:00	p.m.	11.409	38%	15.01
125	26/07/15	07:40:00	p.m.	11.316	38%	15.01
126	26/07/15	07:45:00	p.m.	11.572	39%	15.75

N°	Fecha	Hora	am/pm	TIRANTE (CM) PUNTO P-14 COLEC GLORIABAMBA	TIRANTE (%)	Q (L/S) PUNTO P- 14 COLEC GLORIABAMBA
127	26/07/15	07:50:00	p.m.	11.011	37%	14.29
128	26/07/15	07:55:00	p.m.	11.048	37%	14.29
129	26/07/15	08:00:00	p.m.	11.025	37%	14.29
130	26/07/15	08:05:00	p.m.	10.977	37%	14.29
131	26/07/15	08:10:00	p.m.	11.096	37%	14.29
132	26/07/15	08:15:00	p.m.	11.435	38%	15.01
133	26/07/15	08:20:00	p.m.	10.966	37%	14.29
134	26/07/15	08:25:00	p.m.	10.479	35%	12.87
135	26/07/15	08:30:00	p.m.	10.33	34%	12.19
136	26/07/15	08:35:00	p.m.	9.887	33%	11.52
137	26/07/15	08:40:00	p.m.	9.876	33%	11.52
138	26/07/15	08:45:00	p.m.	10.125	34%	12.19
139	26/07/15	08:50:00	p.m.	10.04	33%	11.52
140	26/07/15	08:55:00	p.m.	10.092	34%	12.19
141	26/07/15	09:00:00	p.m.	9.768	33%	11.52
142	26/07/15	09:05:00	p.m.	11.818	39%	15.75
143	26/07/15	09:10:00	p.m.	12.075	40%	16.50
144	26/07/15	09:15:00	p.m.	12.101	40%	16.50
145	26/07/15	09:20:00	p.m.	11.974	40%	16.50
146	26/07/15	09:25:00	p.m.	11.606	39%	15.75
147	26/07/15	09:30:00	p.m.	11.639	39%	15.75
148	26/07/15	09:35:00	p.m.	11.736	39%	15.75
149	26/07/15	09:40:00	p.m.	11.159	37%	14.29
150	26/07/15	09:45:00	p.m.	10.311	34%	12.19
151	26/07/15	09:50:00	p.m.	9.85	33%	11.52
152	26/07/15	09:55:00	p.m.	9.667	32%	10.86
153	26/07/15	10:00:00	p.m.	9.288	31%	10.21
154	26/07/15	10:05:00	p.m.	9.161	31%	10.21
155	26/07/15	10:10:00	p.m.	9.333	31%	10.21
156	26/07/15	10:15:00	p.m.	9.277	31%	10.21
157	26/07/15	10:20:00	p.m.	9.392	31%	10.21
158	26/07/15	10:25:00	p.m.	9.567	32%	10.86
159	26/07/15	10:30:00	p.m.	9.321	31%	10.21
160	26/07/15	10:35:00	p.m.	9.95	33%	11.52
161	26/07/15	10:40:00	p.m.	9.567	32%	10.86
162	26/07/15	10:45:00	p.m.	10.017	33%	11.52
163	26/07/15	10:50:00	p.m.	9.485	32%	10.86
164	26/07/15	10:55:00	p.m.	9.463	32%	10.86
165	26/07/15	11:00:00	p.m.	9.909	33%	11.52
166	26/07/15	11:05:00	p.m.	9.135	30%	9.59
167	26/07/15	11:10:00	p.m.	8.908	30%	9.59
168	26/07/15	11:15:00	p.m.	8.73	29%	8.98

N°	Fecha	Hora	am/pm	TIRANTE (CM) PUNTO P-14 COLEC GLORIABAMBA	TIRANTE (%)	Q (L/S) PUNTO P- 14 COLEC GLORIABAMBA
169	26/07/15	11:20:00	p.m.	8.886	30%	9.59
170	26/07/15	11:25:00	p.m.	9.05	30%	9.59
171	26/07/15	11:30:00	p.m.	9.176	31%	10.21
172	26/07/15	11:35:00	p.m.	9.199	31%	10.21
173	26/07/15	11:40:00	p.m.	9.098	30%	9.59
174	26/07/15	11:45:00	p.m.	9.057	30%	9.59
175	26/07/15	11:50:00	p.m.	9.091	30%	9.59
176	26/07/15	11:55:00	p.m.	8.849	29%	8.98
177	27/07/15	12:00:00	a.m.	8.544	28%	8.38
178	27/07/15	12:05:00	a.m.	8.708	29%	8.98
179	27/07/15	12:10:00	a.m.	8.719	29%	8.98
180	27/07/15	12:15:00	a.m.	8.027	27%	7.81
181	27/07/15	12:20:00	a.m.	8.015	27%	7.81
182	27/07/15	12:25:00	a.m.	8.001	27%	7.81
183	27/07/15	12:30:00	a.m.	7.896	26%	7.25
184	27/07/15	12:35:00	a.m.	7.751	26%	7.25
185	27/07/15	12:40:00	a.m.	7.71	26%	7.25
186	27/07/15	12:45:00	a.m.	7.777	26%	7.25
187	27/07/15	12:50:00	a.m.	8.094	27%	7.81
188	27/07/15	12:55:00	a.m.	7.662	26%	7.25
189	27/07/15	01:00:00	a.m.	7.781	26%	7.25
190	27/07/15	01:05:00	a.m.	7.461	25%	6.71
191	27/07/15	01:10:00	a.m.	7.71	26%	7.25
192	27/07/15	01:15:00	a.m.	7.896	26%	7.25
193	27/07/15	01:20:00	a.m.	7.562	25%	6.71
194	27/07/15	01:25:00	a.m.	7.327	24%	6.18
195	27/07/15	01:30:00	a.m.	7.402	25%	6.71
196	27/07/15	01:35:00	a.m.	7.394	25%	6.71
197	27/07/15	01:40:00	a.m.	7.554	25%	6.71
198	27/07/15	01:45:00	a.m.	7.509	25%	6.71
199	27/07/15	01:50:00	a.m.	7.562	25%	6.71
200	27/07/15	01:55:00	a.m.	7.535	25%	6.71
201	27/07/15	02:00:00	a.m.	7.699	26%	7.25
202	27/07/15	02:05:00	a.m.	7.904	26%	7.25
203	27/07/15	02:10:00	a.m.	7.87	26%	7.25
204	27/07/15	02:15:00	a.m.	7.9	26%	7.25
205	27/07/15	02:20:00	a.m.	7.8	26%	7.25
206	27/07/15	02:25:00	a.m.	7.584	25%	6.71
207	27/07/15	02:30:00	a.m.	7.509	25%	6.71
208	27/07/15	02:35:00	a.m.	7.331	24%	6.18
209	27/07/15	02:40:00	a.m.	7.565	25%	6.71
210	27/07/15	02:45:00	a.m.	7.535	25%	6.71

N°	Fecha	Hora	am/pm	TIRANTE (CM) PUNTO P-14 COLEC GLORIABAMBA	TIRANTE (%)	Q (L/S) PUNTO P- 14 COLEC GLORIABAMBA
211	27/07/15	02:50:00	a.m.	7.26	24%	6.18
212	27/07/15	02:55:00	a.m.	7.07	24%	6.18
213	27/07/15	03:00:00	a.m.	7.201	24%	6.18
214	27/07/15	03:05:00	a.m.	7.338	24%	6.18
215	27/07/15	03:10:00	a.m.	7.599	25%	6.71
216	27/07/15	03:15:00	a.m.	7.439	25%	6.71
217	27/07/15	03:20:00	a.m.	7.454	25%	6.71
218	27/07/15	03:25:00	a.m.	7.256	24%	6.18
219	27/07/15	03:30:00	a.m.	7.234	24%	6.18
220	27/07/15	03:35:00	a.m.	7.137	24%	6.18
221	27/07/15	03:40:00	a.m.	7.677	26%	7.25
222	27/07/15	03:45:00	a.m.	7.647	25%	6.71
223	27/07/15	03:50:00	a.m.	7.71	26%	7.25
224	27/07/15	03:55:00	a.m.	7.372	25%	6.71
225	27/07/15	04:00:00	a.m.	7.279	24%	6.18
226	27/07/15	04:05:00	a.m.	7.32	24%	6.18
227	27/07/15	04:10:00	a.m.	7.245	24%	6.18
228	27/07/15	04:15:00	a.m.	7.186	24%	6.18
229	27/07/15	04:20:00	a.m.	7.16	24%	6.18
230	27/07/15	04:25:00	a.m.	7.134	24%	6.18
231	27/07/15	04:30:00	a.m.	7.249	24%	6.18
232	27/07/15	04:35:00	a.m.	7.532	25%	6.71
233	27/07/15	04:40:00	a.m.	7.32	24%	6.18
234	27/07/15	04:45:00	a.m.	7.238	24%	6.18
235	27/07/15	04:50:00	a.m.	7.506	25%	6.71
236	27/07/15	04:55:00	a.m.	7.297	24%	6.18
237	27/07/15	05:00:00	a.m.	7.305	24%	6.18
238	27/07/15	05:05:00	a.m.	7.253	24%	6.18
239	27/07/15	05:10:00	a.m.	7.375	25%	6.71
240	27/07/15	05:15:00	a.m.	7.502	25%	6.71
241	27/07/15	05:20:00	a.m.	7.684	26%	7.25
242	27/07/15	05:25:00	a.m.	8.354	28%	8.38
243	27/07/15	05:30:00	a.m.	8.384	28%	8.38
244	27/07/15	05:35:00	a.m.	8.28	28%	8.38
245	27/07/15	05:40:00	a.m.	8.432	28%	8.38
246	27/07/15	05:45:00	a.m.	11.837	39%	15.75
247	27/07/15	05:50:00	a.m.	11.822	39%	15.75
248	27/07/15	05:55:00	a.m.	12.194	41%	17.26
249	27/07/15	06:00:00	a.m.	12.261	41%	17.26
250	27/07/15	06:05:00	a.m.	12.298	41%	17.26
251	27/07/15	06:10:00	a.m.	12.711	42%	18.03
252	27/07/15	06:15:00	a.m.	12.354	41%	17.26

N°	Fecha	Hora	am/pm	TIRANTE (CM) PUNTO P-14 COLEC GLORIABAMBA	TIRANTE (%)	Q (L/S) PUNTO P- 14 COLEC GLORIABAMBA
253	27/07/15	06:20:00	a.m.	12.581	42%	18.03
254	27/07/15	06:25:00	a.m.	12.83	43%	18.81
255	27/07/15	06:30:00	a.m.	12.748	42%	18.03
256	27/07/15	06:35:00	a.m.	12.618	42%	18.03
257	27/07/15	06:40:00	a.m.	12.395	41%	17.26
258	27/07/15	06:45:00	a.m.	12.32	41%	17.26
259	27/07/15	06:50:00	a.m.	12.447	41%	17.26
260	27/07/15	06:55:00	a.m.	12.011	40%	16.50
261	27/07/15	07:00:00	a.m.	11.494	38%	15.01
262	27/07/15	07:05:00	a.m.	11.863	40%	16.50
263	27/07/15	07:10:00	a.m.	12.045	40%	16.50
264	27/07/15	07:15:00	a.m.	11.71	39%	15.75
265	27/07/15	07:20:00	a.m.	12.547	42%	18.03
266	27/07/15	07:25:00	a.m.	12.506	42%	18.03
267	27/07/15	07:30:00	a.m.	12.406	41%	17.26
268	27/07/15	07:35:00	a.m.	12.506	42%	18.03
269	27/07/15	07:40:00	a.m.	12.927	43%	18.81
270	27/07/15	07:45:00	a.m.	12.841	43%	18.81
271	27/07/15	07:50:00	a.m.	12.86	43%	18.81
272	27/07/15	07:55:00	a.m.	12.744	42%	18.03
273	27/07/15	08:00:00	a.m.	12.677	42%	18.03
274	27/07/15	08:05:00	a.m.	12.785	43%	18.81
275	27/07/15	08:10:00	a.m.	12.767	43%	18.81
276	27/07/15	08:15:00	a.m.	13.262	44%	19.60
277	27/07/15	08:20:00	a.m.	14.88	50%	24.48
278	27/07/15	08:25:00	a.m.	14.143	47%	22.01
279	27/07/15	08:30:00	a.m.	14.947	50%	24.48
280	27/07/15	08:35:00	a.m.	14.594	49%	23.65
281	27/07/15	08:40:00	a.m.	14.214	47%	22.01
282	27/07/15	08:45:00	a.m.	13.396	45%	20.39
283	27/07/15	08:50:00	a.m.	13.697	46%	21.20
284	27/07/15	08:55:00	a.m.	13.797	46%	21.20
285	27/07/15	09:00:00	a.m.	13.756	46%	21.20
286	27/07/15	09:05:00	a.m.	14.002	47%	22.01
287	27/07/15	09:10:00	a.m.	13.846	46%	21.20
288	27/07/15	09:15:00	a.m.	13.169	44%	19.60
289	27/07/15	09:20:00	a.m.	13.269	44%	19.60
290	27/07/15	09:25:00	a.m.	13.295	44%	19.60
291	27/07/15	09:30:00	a.m.	13.139	44%	19.60
292	27/07/15	09:35:00	a.m.	13.128	44%	19.60
293	27/07/15	09:40:00	a.m.	12.953	43%	18.81
294	27/07/15	09:45:00	a.m.	13.325	44%	19.60

N°	Fecha	Hora	am/pm	TIRANTE (CM) PUNTO P-14 COLEC GLORIABAMBA	TIRANTE (%)	Q (L/S) PUNTO P- 14 COLEC GLORIABAMBA
295	27/07/15	09:50:00	a.m.	13.6	45%	20.39
296	27/07/15	09:55:00	a.m.	13.343	44%	19.60
297	27/07/15	10:00:00	a.m.	13.678	46%	21.20
298	27/07/15	10:05:00	a.m.	13.146	44%	19.60
299	27/07/15	10:10:00	a.m.	13.448	45%	20.39
300	27/07/15	10:15:00	a.m.	13.533	45%	20.39
301	27/07/15	10:20:00	a.m.	13.366	45%	20.39
302	27/07/15	10:25:00	a.m.	13.407	45%	20.39
303	27/07/15	10:30:00	a.m.	13.362	45%	20.39
304	27/07/15	10:35:00	a.m.	13.388	45%	20.39
305	27/07/15	10:40:00	a.m.	13.712	46%	21.20
306	27/07/15	10:45:00	a.m.	13.407	45%	20.39
307	27/07/15	10:50:00	a.m.	13.425	45%	20.39
308	27/07/15	10:55:00	a.m.	13.533	45%	20.39
309	27/07/15	11:00:00	a.m.	14.85	50%	24.48
310	27/07/15	11:05:00	a.m.	14.616	49%	23.65
311	27/07/15	11:10:00	a.m.	14.382	48%	22.83
312	27/07/15	11:15:00	a.m.	14.396	48%	22.83
313	27/07/15	11:20:00	a.m.	14.4	48%	22.83
314	27/07/15	11:25:00	a.m.	14.348	48%	22.83
315	27/07/15	11:30:00	a.m.	13.801	46%	21.20
316	27/07/15	11:35:00	a.m.	13.481	45%	20.39
317	27/07/15	11:40:00	a.m.	14.058	47%	22.01
318	27/07/15	11:45:00	a.m.	13.582	45%	20.39
319	27/07/15	11:50:00	a.m.	14.359	48%	22.83
320	27/07/15	11:55:00	a.m.	13.611	45%	20.39
321	27/07/15	12:00:00	p.m.	13.511	45%	20.39
322	27/07/15	12:05:00	p.m.	13.388	45%	20.39
323	27/07/15	12:10:00	p.m.	13.481	45%	20.39
324	27/07/15	12:15:00	p.m.	13.563	45%	20.39
325	27/07/15	12:20:00	p.m.	13.448	45%	20.39
326	27/07/15	12:25:00	p.m.	13.463	45%	20.39
327	27/07/15	12:30:00	p.m.	13.366	45%	20.39
328	27/07/15	12:35:00	p.m.	13.451	45%	20.39
329	27/07/15	12:40:00	p.m.	13.466	45%	20.39
330	27/07/15	12:45:00	p.m.	13.336	44%	19.60
331	27/07/15	12:50:00	p.m.	13.429	45%	20.39
332	27/07/15	12:55:00	p.m.	13.582	45%	20.39
333	27/07/15	01:00:00	p.m.	13.5	45%	20.39
334	27/07/15	01:05:00	p.m.	13.541	45%	20.39
335	27/07/15	01:10:00	p.m.	13.894	46%	21.20
336	27/07/15	01:15:00	p.m.	14.568	49%	23.65

N°	Fecha	Hora	am/pm	TIRANTE (CM) PUNTO P-14 COLEC GLORIABAMBA	TIRANTE (%)	Q (L/S) PUNTO P- 14 COLEC GLORIABAMBA
337	27/07/15	01:20:00	p.m.	14.705	49%	23.65
338	27/07/15	01:25:00	p.m.	14.385	48%	22.83
339	27/07/15	01:30:00	p.m.	14.385	48%	22.83
340	27/07/15	01:35:00	p.m.	14.735	49%	23.65
341	27/07/15	01:40:00	p.m.	14.382	48%	22.83
342	27/07/15	01:45:00	p.m.	14.229	47%	22.01
343	27/07/15	01:50:00	p.m.	14.047	47%	22.01
344	27/07/15	01:55:00	p.m.	14.129	47%	22.01
345	27/07/15	02:00:00	p.m.	13.522	45%	20.39
346	27/07/15	02:05:00	p.m.	13.195	44%	19.60
347	27/07/15	02:10:00	p.m.	13.466	45%	20.39
348	27/07/15	02:15:00	p.m.	13.269	44%	19.60
349	27/07/15	02:20:00	p.m.	13.358	45%	20.39
350	27/07/15	02:25:00	p.m.	13.373	45%	20.39
351	27/07/15	02:30:00	p.m.	14.062	47%	22.01
352	27/07/15	02:35:00	p.m.	13.693	46%	21.20
353	27/07/15	02:40:00	p.m.	13.745	46%	21.20
354	27/07/15	02:45:00	p.m.	13.645	45%	20.39
355	27/07/15	02:50:00	p.m.	13.69	46%	21.20
356	27/07/15	02:55:00	p.m.	13.492	45%	20.39
357	27/07/15	03:00:00	p.m.	13.425	45%	20.39
358	27/07/15	03:05:00	p.m.	13.846	46%	21.20
359	27/07/15	03:10:00	p.m.	13.507	45%	20.39
360	27/07/15	03:15:00	p.m.	13.455	45%	20.39
361	27/07/15	03:20:00	p.m.	13.407	45%	20.39
362	27/07/15	03:25:00	p.m.	13.277	44%	19.60
363	27/07/15	03:30:00	p.m.	12.923	43%	18.81
364	27/07/15	03:35:00	p.m.	13.184	44%	19.60
365	27/07/15	03:40:00	p.m.	13.381	45%	20.39
366	27/07/15	03:45:00	p.m.	13.957	47%	22.01
367	27/07/15	03:50:00	p.m.	14.542	48%	22.83
368	27/07/15	03:55:00	p.m.	14.073	47%	22.01
369	27/07/15	04:00:00	p.m.	13.876	46%	21.20
370	27/07/15	04:05:00	p.m.	14.076	47%	22.01
371	27/07/15	04:10:00	p.m.	13.92	46%	21.20
372	27/07/15	04:15:00	p.m.	14.073	47%	22.01
373	27/07/15	04:20:00	p.m.	13.734	46%	21.20
374	27/07/15	04:25:00	p.m.	13.771	46%	21.20
375	27/07/15	04:30:00	p.m.	12.871	43%	18.81
376	27/07/15	04:35:00	p.m.	13.027	43%	18.81
377	27/07/15	04:40:00	p.m.	13.451	45%	20.39
378	27/07/15	04:45:00	p.m.	13.187	44%	19.60

N°	Fecha	Hora	am/pm	TIRANTE (CM) PUNTO P-14 COLEC GLORIABAMBA	TIRANTE (%)	Q (L/S) PUNTO P- 14 COLEC GLORIABAMBA
379	27/07/15	04:50:00	p.m.	14.56	49%	23.65
380	27/07/15	04:55:00	p.m.	14.036	47%	22.01
381	27/07/15	05:00:00	p.m.	13.001	43%	18.81
382	27/07/15	05:05:00	p.m.	13.373	45%	20.39
383	27/07/15	05:10:00	p.m.	12.971	43%	18.81
384	27/07/15	05:15:00	p.m.	12.856	43%	18.81
385	27/07/15	05:20:00	p.m.	13.031	43%	18.81
386	27/07/15	05:25:00	p.m.	12.983	43%	18.81
387	27/07/15	05:30:00	p.m.	12.849	43%	18.81
388	27/07/15	05:35:00	p.m.	12.912	43%	18.81
389	27/07/15	05:40:00	p.m.	13.377	45%	20.39
390	27/07/15	05:45:00	p.m.	13.098	44%	19.60
391	27/07/15	05:50:00	p.m.	13.429	45%	20.39
392	27/07/15	05:55:00	p.m.	12.834	43%	18.81
393	27/07/15	06:00:00	p.m.	12.953	43%	18.81
394	27/07/15	06:05:00	p.m.	12.93	43%	18.81
395	27/07/15	06:10:00	p.m.	12.845	43%	18.81
396	27/07/15	06:15:00	p.m.	13.429	45%	20.39
397	27/07/15	06:20:00	p.m.	13.373	45%	20.39
398	27/07/15	06:25:00	p.m.	13.358	45%	20.39
399	27/07/15	06:30:00	p.m.	13.027	43%	18.81
400	27/07/15	06:35:00	p.m.	13.905	46%	21.20
401	27/07/15	06:40:00	p.m.	13.913	46%	21.20
402	27/07/15	06:45:00	p.m.	13.154	44%	19.60
403	27/07/15	06:50:00	p.m.	12.674	42%	18.03
404	27/07/15	06:55:00	p.m.	12.718	42%	18.03
405	27/07/15	07:00:00	p.m.	12.808	43%	18.81
406	27/07/15	07:05:00	p.m.	12.86	43%	18.81
407	27/07/15	07:10:00	p.m.	12.287	41%	17.26
408	27/07/15	07:15:00	p.m.	12.361	41%	17.26
409	27/07/15	07:20:00	p.m.	12.298	41%	17.26
410	27/07/15	07:25:00	p.m.	12.417	41%	17.26
411	27/07/15	07:30:00	p.m.	12.224	41%	17.26
412	27/07/15	07:35:00	p.m.	12.447	41%	17.26
413	27/07/15	07:40:00	p.m.	12.354	41%	17.26
414	27/07/15	07:45:00	p.m.	12.056	40%	16.50
415	27/07/15	07:50:00	p.m.	11.747	39%	15.75
416	27/07/15	07:55:00	p.m.	12.045	40%	16.50
417	27/07/15	08:00:00	p.m.	11.948	40%	16.50
418	27/07/15	08:05:00	p.m.	11.892	40%	16.50
419	27/07/15	08:10:00	p.m.	11.613	39%	15.75
420	27/07/15	08:15:00	p.m.	11.803	39%	15.75

N°	Fecha	Hora	am/pm	TIRANTE (CM) PUNTO P-14 COLEC GLORIABAMBA	TIRANTE (%)	Q (L/S) PUNTO P- 14 COLEC GLORIABAMBA
421	27/07/15	08:20:00	p.m.	12.038	40%	16.50
422	27/07/15	08:25:00	p.m.	11.892	40%	16.50
423	27/07/15	08:30:00	p.m.	11.472	38%	15.01
424	27/07/15	08:35:00	p.m.	11.368	38%	15.01
425	27/07/15	08:40:00	p.m.	11.58	39%	15.75
426	27/07/15	08:45:00	p.m.	11.308	38%	15.01
427	27/07/15	08:50:00	p.m.	10.999	37%	14.29
428	27/07/15	08:55:00	p.m.	10.795	36%	13.57
429	27/07/15	09:00:00	p.m.	10.81	36%	13.57
430	27/07/15	09:05:00	p.m.	10.694	36%	13.57
431	27/07/15	09:10:00	p.m.	10.601	35%	12.87
432	27/07/15	09:15:00	p.m.	10.586	35%	12.87
433	27/07/15	09:20:00	p.m.	10.441	35%	12.87
434	27/07/15	09:25:00	p.m.	10.255	34%	12.19
435	27/07/15	09:30:00	p.m.	10.43	35%	12.87
436	27/07/15	09:35:00	p.m.	11.308	38%	15.01
437	27/07/15	09:40:00	p.m.	11.107	37%	14.29
438	27/07/15	09:45:00	p.m.	11.208	37%	14.29
439	27/07/15	09:50:00	p.m.	11.078	37%	14.29
440	27/07/15	09:55:00	p.m.	11.037	37%	14.29
441	27/07/15	10:00:00	p.m.	11.383	38%	15.01
442	27/07/15	10:05:00	p.m.	10.56	35%	12.87
443	27/07/15	10:10:00	p.m.	10.04	33%	11.52
444	27/07/15	10:15:00	p.m.	9.839	33%	11.52
445	27/07/15	10:20:00	p.m.	9.649	32%	10.86
446	27/07/15	10:25:00	p.m.	9.865	33%	11.52
447	27/07/15	10:30:00	p.m.	10.084	34%	12.19
448	27/07/15	10:35:00	p.m.	9.92	33%	11.52
449	27/07/15	10:40:00	p.m.	9.861	33%	11.52
450	27/07/15	10:45:00	p.m.	9.723	32%	10.86
451	27/07/15	10:50:00	p.m.	9.928	33%	11.52
452	27/07/15	10:55:00	p.m.	10.203	34%	12.19
453	27/07/15	11:00:00	p.m.	10.263	34%	12.19
454	27/07/15	11:05:00	p.m.	9.757	33%	11.52
455	27/07/15	11:10:00	p.m.	9.444	31%	10.21
456	27/07/15	11:15:00	p.m.	9.44	31%	10.21
457	27/07/15	11:20:00	p.m.	9.664	32%	10.86
458	27/07/15	11:25:00	p.m.	9.199	31%	10.21
459	27/07/15	11:30:00	p.m.	8.897	30%	9.59
460	27/07/15	11:35:00	p.m.	8.975	30%	9.59
461	27/07/15	11:40:00	p.m.	8.979	30%	9.59
462	27/07/15	11:45:00	p.m.	8.879	30%	9.59

N°	Fecha	Hora	am/pm	TIRANTE (CM) PUNTO P-14 COLEC GLORIABAMBA	TIRANTE (%)	Q (L/S) PUNTO P- 14 COLEC GLORIABAMBA
463	27/07/15	11:50:00	p.m.	8.931	30%	9.59
464	27/07/15	11:55:00	p.m.	8.894	30%	9.59
465	28/07/15	12:00:00	a.m.	8.882	30%	9.59
466	28/07/15	12:05:00	a.m.	8.815	29%	8.98
467	28/07/15	12:10:00	a.m.	8.867	30%	9.59
468	28/07/15	12:15:00	a.m.	8.901	30%	9.59
469	28/07/15	12:20:00	a.m.	8.905	30%	9.59
470	28/07/15	12:25:00	a.m.	8.901	30%	9.59
471	28/07/15	12:30:00	a.m.	8.927	30%	9.59
472	28/07/15	12:35:00	a.m.	8.626	29%	8.98
473	28/07/15	12:40:00	a.m.	8.436	28%	8.38
474	28/07/15	12:45:00	a.m.	8.492	28%	8.38
475	28/07/15	12:50:00	a.m.	8.462	28%	8.38
476	28/07/15	12:55:00	a.m.	8.462	28%	8.38
477	28/07/15	01:00:00	a.m.	8.562	29%	8.98
478	28/07/15	01:05:00	a.m.	8.57	29%	8.98
479	28/07/15	01:10:00	a.m.	8.365	28%	8.38
480	28/07/15	01:15:00	a.m.	8.343	28%	8.38
481	28/07/15	01:20:00	a.m.	8.495	28%	8.38
482	28/07/15	01:25:00	a.m.	8.373	28%	8.38
483	28/07/15	01:30:00	a.m.	8.302	28%	8.38
484	28/07/15	01:35:00	a.m.	8.235	27%	7.81
485	28/07/15	01:40:00	a.m.	8.235	27%	7.81
486	28/07/15	01:45:00	a.m.	8.265	28%	8.38
487	28/07/15	01:50:00	a.m.	8.242	27%	7.81
488	28/07/15	01:55:00	a.m.	7.989	27%	7.81
489	28/07/15	02:00:00	a.m.	7.893	26%	7.25
490	28/07/15	02:05:00	a.m.	7.8	26%	7.25
491	28/07/15	02:10:00	a.m.	7.889	26%	7.25
492	28/07/15	02:15:00	a.m.	7.822	26%	7.25
493	28/07/15	02:20:00	a.m.	7.647	25%	6.71
494	28/07/15	02:25:00	a.m.	7.58	25%	6.71
495	28/07/15	02:30:00	a.m.	7.58	25%	6.71
496	28/07/15	02:35:00	a.m.	7.55	25%	6.71
497	28/07/15	02:40:00	a.m.	7.513	25%	6.71
498	28/07/15	02:45:00	a.m.	7.495	25%	6.71
499	28/07/15	02:50:00	a.m.	7.681	26%	7.25
500	28/07/15	02:55:00	a.m.	7.487	25%	6.71
501	28/07/15	03:00:00	a.m.	7.543	25%	6.71
502	28/07/15	03:05:00	a.m.	7.472	25%	6.71
503	28/07/15	03:10:00	a.m.	7.506	25%	6.71
504	28/07/15	03:15:00	a.m.	7.509	25%	6.71

N°	Fecha	Hora	am/pm	TIRANTE (CM) PUNTO P-14 COLEC GLORIABAMBA	TIRANTE (%)	Q (L/S) PUNTO P- 14 COLEC GLORIABAMBA
505	28/07/15	03:20:00	a.m.	7.428	25%	6.71
506	28/07/15	03:25:00	a.m.	7.39	25%	6.71
507	28/07/15	03:30:00	a.m.	7.442	25%	6.71
508	28/07/15	03:35:00	a.m.	7.602	25%	6.71
509	28/07/15	03:40:00	a.m.	7.588	25%	6.71
510	28/07/15	03:45:00	a.m.	7.547	25%	6.71
511	28/07/15	03:50:00	a.m.	7.498	25%	6.71
512	28/07/15	03:55:00	a.m.	7.498	25%	6.71
513	28/07/15	04:00:00	a.m.	7.442	25%	6.71
514	28/07/15	04:05:00	a.m.	7.614	25%	6.71
515	28/07/15	04:10:00	a.m.	7.636	25%	6.71
516	28/07/15	04:15:00	a.m.	7.543	25%	6.71
517	28/07/15	04:20:00	a.m.	7.465	25%	6.71
518	28/07/15	04:25:00	a.m.	7.602	25%	6.71
519	28/07/15	04:30:00	a.m.	7.498	25%	6.71
520	28/07/15	04:35:00	a.m.	7.301	24%	6.18
521	28/07/15	04:40:00	a.m.	7.402	25%	6.71
522	28/07/15	04:45:00	a.m.	7.416	25%	6.71
523	28/07/15	04:50:00	a.m.	7.599	25%	6.71
524	28/07/15	04:55:00	a.m.	7.524	25%	6.71
525	28/07/15	05:00:00	a.m.	7.755	26%	7.25
526	28/07/15	05:05:00	a.m.	7.759	26%	7.25
527	28/07/15	05:10:00	a.m.	7.792	26%	7.25
528	28/07/15	05:15:00	a.m.	7.792	26%	7.25
529	28/07/15	05:20:00	a.m.	7.606	25%	6.71
530	28/07/15	05:25:00	a.m.	7.677	26%	7.25
531	28/07/15	05:30:00	a.m.	7.58	25%	6.71
532	28/07/15	05:35:00	a.m.	7.751	26%	7.25
533	28/07/15	05:40:00	a.m.	7.882	26%	7.25
534	28/07/15	05:45:00	a.m.	8.451	28%	8.38
535	28/07/15	05:50:00	a.m.	8.488	28%	8.38
536	28/07/15	05:55:00	a.m.	8.525	28%	8.38
537	28/07/15	06:00:00	a.m.	8.529	28%	8.38
538	28/07/15	06:05:00	a.m.	9.467	32%	10.86
539	28/07/15	06:10:00	a.m.	10.296	34%	12.19
540	28/07/15	06:15:00	a.m.	10.002	33%	11.52
541	28/07/15	06:20:00	a.m.	10.281	34%	12.19
542	28/07/15	06:25:00	a.m.	10.873	36%	13.57
543	28/07/15	06:30:00	a.m.	11.275	38%	15.01
544	28/07/15	06:35:00	a.m.	11.301	38%	15.01
545	28/07/15	06:40:00	a.m.	11.204	37%	14.29
546	28/07/15	06:45:00	a.m.	11.267	38%	15.01

N°	Fecha	Hora	am/pm	TIRANTE (CM) PUNTO P-14 COLEC GLORIABAMBA	TIRANTE (%)	Q (L/S) PUNTO P- 14 COLEC GLORIABAMBA
547	28/07/15	06:50:00	a.m.	11.26	38%	15.01
548	28/07/15	06:55:00	a.m.	11.308	38%	15.01
549	28/07/15	07:00:00	a.m.	11.401	38%	15.01
550	28/07/15	07:05:00	a.m.	11.431	38%	15.01
551	28/07/15	07:10:00	a.m.	11.606	39%	15.75
552	28/07/15	07:15:00	a.m.	12.447	41%	17.26
553	28/07/15	07:20:00	a.m.	12.681	42%	18.03
554	28/07/15	07:25:00	a.m.	12.607	42%	18.03
555	28/07/15	07:30:00	a.m.	13.05	44%	19.60
556	28/07/15	07:35:00	a.m.	13.053	44%	19.60
557	28/07/15	07:40:00	a.m.	12.819	43%	18.81
558	28/07/15	07:45:00	a.m.	13.176	44%	19.60
559	28/07/15	07:50:00	a.m.	13.291	44%	19.60
560	28/07/15	07:55:00	a.m.	12.927	43%	18.81
561	28/07/15	08:00:00	a.m.	11.911	40%	16.50
562	28/07/15	08:05:00	a.m.	12.108	40%	16.50
563	28/07/15	08:10:00	a.m.	12.681	42%	18.03
564	28/07/15	08:15:00	a.m.	13.85	46%	21.20
565	28/07/15	08:20:00	a.m.	14.947	50%	24.48
566	28/07/15	08:25:00	a.m.	15.018	50%	24.48
567	28/07/15	08:30:00	a.m.	15.211	51%	25.31
568	28/07/15	08:35:00	a.m.	15.007	50%	24.48
569	28/07/15	08:40:00	a.m.	14.408	48%	22.83
570	28/07/15	08:45:00	a.m.	13.645	45%	20.39
571	28/07/15	08:50:00	a.m.	13.82	46%	21.20
572	28/07/15	08:55:00	a.m.	13.321	44%	19.60
573	28/07/15	09:00:00	a.m.	12.908	43%	18.81
574	28/07/15	09:05:00	a.m.	13.068	44%	19.60
575	28/07/15	09:10:00	a.m.	12.923	43%	18.81
576	28/07/15	09:15:00	a.m.	12.882	43%	18.81
577	28/07/15	09:20:00	a.m.	12.804	43%	18.81
578	28/07/15	09:25:00	a.m.	13.265	44%	19.60
579	28/07/15	09:30:00	a.m.	13.98	47%	22.01
580	28/07/15	09:35:00	a.m.	14.199	47%	22.01
581	28/07/15	09:40:00	a.m.	14.512	48%	22.83
582	28/07/15	09:45:00	a.m.	14.441	48%	22.83
583	28/07/15	09:50:00	a.m.	14.705	49%	23.65
584	28/07/15	09:55:00	a.m.	15.144	50%	24.48
585	28/07/15	10:00:00	a.m.	14.873	50%	24.48
586	28/07/15	10:05:00	a.m.	14.664	49%	23.65
587	28/07/15	10:10:00	a.m.	14.512	48%	22.83
588	28/07/15	10:15:00	a.m.	14.884	50%	24.48

N°	Fecha	Hora	am/pm	TIRANTE (CM) PUNTO P-14 COLEC GLORIABAMBA	TIRANTE (%)	Q (L/S) PUNTO P- 14 COLEC GLORIABAMBA
589	28/07/15	10:20:00	a.m.	14.839	49%	23.65
590	28/07/15	10:25:00	a.m.	14.716	49%	23.65
591	28/07/15	10:30:00	a.m.	15.003	50%	24.48
592	28/07/15	10:35:00	a.m.	13.835	46%	21.20
593	28/07/15	10:40:00	a.m.	10.002	33%	11.52
594	28/07/15	10:45:00	a.m.	13.515	45%	20.39
595	28/07/15	10:50:00	a.m.	13.734	46%	21.20
596	28/07/15	10:55:00	a.m.	13.559	45%	20.39
597	28/07/15	11:00:00	a.m.	15.245	51%	25.31
598	28/07/15	11:05:00	a.m.	15.479	52%	26.15
599	28/07/15	11:10:00	a.m.	15.356	51%	25.31
600	28/07/15	11:15:00	a.m.	15.003	50%	24.48
601	28/07/15	11:20:00	a.m.	15.405	51%	25.31
602	28/07/15	11:25:00	a.m.	14.988	50%	24.48
603	28/07/15	11:30:00	a.m.	15.334	51%	25.31
604	28/07/15	11:35:00	a.m.	15.468	52%	26.15
605	28/07/15	11:40:00	a.m.	14.095	47%	22.01
606	28/07/15	11:45:00	a.m.	14.839	49%	23.65
607	28/07/15	11:50:00	a.m.	15.103	50%	24.48
608	28/07/15	11:55:00	a.m.	15.17	51%	25.31
609	28/07/15	12:00:00	p.m.	15.338	51%	25.31
610	28/07/15	12:05:00	p.m.	15.55	52%	26.15
611	28/07/15	12:10:00	p.m.	15.781	53%	26.99
612	28/07/15	12:15:00	p.m.	15.807	53%	26.99
613	28/07/15	12:20:00	p.m.	14.605	49%	23.65
614	28/07/15	12:25:00	p.m.	15.007	50%	24.48
615	28/07/15	12:30:00	p.m.	14.389	48%	22.83
616	28/07/15	12:35:00	p.m.	14.802	49%	23.65
617	09/08/15	12:40:00	p.m.	14.802	49%	23.65
618	09/08/15	12:45:00	p.m.	14.769	49%	23.65
619	09/08/15	12:50:00	p.m.	14.665	49%	23.65
620	09/08/15	12:55:00	p.m.	14.471	48%	22.83
621	09/08/15	01:00:00	p.m.	14.408	48%	22.83
622	09/08/15	01:05:00	p.m.	14.799	49%	23.65
623	09/08/15	01:10:00	p.m.	14.333	48%	22.83
624	09/08/15	01:15:00	p.m.	14.374	48%	22.83
625	09/08/15	01:20:00	p.m.	14.947	50%	24.48
626	09/08/15	01:25:00	p.m.	15.349	51%	25.31
627	09/08/15	01:30:00	p.m.	14.802	49%	23.65
628	09/08/15	01:35:00	p.m.	15.807	53%	26.99
629	09/08/15	01:40:00	p.m.	15.331	51%	25.31
630	09/08/15	01:45:00	p.m.	15.245	51%	25.31

N°	Fecha	Hora	am/pm	TIRANTE (CM) PUNTO P-14 COLEC GLORIABAMBA	TIRANTE (%)	Q (L/S) PUNTO P- 14 COLEC GLORIABAMBA
631	09/08/15	01:50:00	p.m.	14.702	49%	23.65
632	09/08/15	01:55:00	p.m.	14.828	49%	23.65
633	09/08/15	02:00:00	p.m.	15.357	51%	25.31
634	09/08/15	02:05:00	p.m.	15.632	52%	26.15
635	09/08/15	02:10:00	p.m.	15.405	51%	25.31
636	09/08/15	02:15:00	p.m.	14.765	49%	23.65
637	09/08/15	02:20:00	p.m.	15.249	51%	25.31
638	09/08/15	02:25:00	p.m.	15.119	50%	24.48
639	09/08/15	02:30:00	p.m.	15.003	50%	24.48
640	09/08/15	02:35:00	p.m.	14.977	50%	24.48
641	09/08/15	02:40:00	p.m.	14.557	49%	23.65
642	09/08/15	02:45:00	p.m.	14.114	47%	22.01
643	09/08/15	02:50:00	p.m.	14.077	47%	22.01
644	09/08/15	02:55:00	p.m.	14.118	47%	22.01
645	09/08/15	03:00:00	p.m.	13.887	46%	21.20
646	09/08/15	03:05:00	p.m.	14.106	47%	22.01
647	09/08/15	03:10:00	p.m.	14.266	48%	22.83
648	09/08/15	03:15:00	p.m.	14.021	47%	22.01
649	09/08/15	03:20:00	p.m.	13.939	46%	21.20
650	09/08/15	03:25:00	p.m.	13.984	47%	22.01
651	09/08/15	03:30:00	p.m.	14.304	48%	22.83
652	09/08/15	03:35:00	p.m.	13.787	46%	21.20
653	09/08/15	03:40:00	p.m.	14.002	47%	22.01
654	09/08/15	03:45:00	p.m.	14.133	47%	22.01
655	09/08/15	03:50:00	p.m.	13.958	47%	22.01
656	09/08/15	03:55:00	p.m.	13.388	45%	20.39
657	09/08/15	04:00:00	p.m.	13.973	47%	22.01
658	09/08/15	04:05:00	p.m.	14.352	48%	22.83
659	09/08/15	04:10:00	p.m.	14.523	48%	22.83
660	09/08/15	04:15:00	p.m.	14.438	48%	22.83
661	09/08/15	04:20:00	p.m.	14.296	48%	22.83
662	09/08/15	04:25:00	p.m.	13.965	47%	22.01
663	09/08/15	04:30:00	p.m.	14.002	47%	22.01
664	09/08/15	04:35:00	p.m.	14.337	48%	22.83
665	09/08/15	04:40:00	p.m.	14.438	48%	22.83
666	09/08/15	04:45:00	p.m.	14.441	48%	22.83
667	09/08/15	04:50:00	p.m.	14.453	48%	22.83
668	09/08/15	04:55:00	p.m.	14.501	48%	22.83
669	09/08/15	05:00:00	p.m.	14.341	48%	22.83
670	09/08/15	05:05:00	p.m.	13.961	47%	22.01
671	09/08/15	05:10:00	p.m.	13.779	46%	21.20
672	09/08/15	05:15:00	p.m.	13.656	46%	21.20

N°	Fecha	Hora	am/pm	TIRANTE (CM) PUNTO P-14 COLEC GLORIABAMBA	TIRANTE (%)	Q (L/S) PUNTO P- 14 COLEC GLORIABAMBA
673	09/08/15	05:20:00	p.m.	14.036	47%	22.01
674	09/08/15	05:25:00	p.m.	13.254	44%	19.60
675	09/08/15	05:30:00	p.m.	13.195	44%	19.60
676	09/08/15	05:35:00	p.m.	12.931	43%	18.81
677	09/08/15	05:40:00	p.m.	13.329	44%	19.60
678	09/08/15	05:45:00	p.m.	13.414	45%	20.39
679	09/08/15	05:50:00	p.m.	14.493	48%	22.83
680	09/08/15	05:55:00	p.m.	13.946	46%	21.20
681	09/08/15	06:00:00	p.m.	13.578	45%	20.39
682	09/08/15	06:05:00	p.m.	13.545	45%	20.39
683	09/08/15	06:10:00	p.m.	13.396	45%	20.39
684	09/08/15	06:15:00	p.m.	14.214	47%	22.01
685	09/08/15	06:20:00	p.m.	14.516	48%	22.83
686	09/08/15	06:25:00	p.m.	14.352	48%	22.83
687	09/08/15	06:30:00	p.m.	14.092	47%	22.01
688	09/08/15	06:35:00	p.m.	14.073	47%	22.01
689	09/08/15	06:40:00	p.m.	14.188	47%	22.01
690	09/08/15	06:45:00	p.m.	14.051	47%	22.01
691	09/08/15	06:50:00	p.m.	14.088	47%	22.01
692	09/08/15	06:55:00	p.m.	14.051	47%	22.01
693	09/08/15	07:00:00	p.m.	13.801	46%	21.20
694	09/08/15	07:05:00	p.m.	13.184	44%	19.60
695	09/08/15	07:10:00	p.m.	12.648	42%	18.03
696	09/08/15	07:15:00	p.m.	13.649	45%	20.39
697	09/08/15	07:20:00	p.m.	13.455	45%	20.39
698	09/08/15	07:25:00	p.m.	12.905	43%	18.81
699	09/08/15	07:30:00	p.m.	13.243	44%	19.60
700	09/08/15	07:35:00	p.m.	13.746	46%	21.20
701	09/08/15	07:40:00	p.m.	13.206	44%	19.60
702	09/08/15	07:45:00	p.m.	12.548	42%	18.03
703	09/08/15	07:50:00	p.m.	12.402	41%	17.26
704	09/08/15	07:55:00	p.m.	12.44	41%	17.26
705	09/08/15	08:00:00	p.m.	12.209	41%	17.26
706	09/08/15	08:05:00	p.m.	12.224	41%	17.26
707	09/08/15	08:10:00	p.m.	12.421	41%	17.26
708	09/08/15	08:15:00	p.m.	12.488	42%	18.03
709	09/08/15	08:20:00	p.m.	12.458	42%	18.03
710	09/08/15	08:25:00	p.m.	11.956	40%	16.50
711	09/08/15	08:30:00	p.m.	11.833	39%	15.75
712	09/08/15	08:35:00	p.m.	11.476	38%	15.01
713	09/08/15	08:40:00	p.m.	12.395	41%	17.26
714	09/08/15	08:45:00	p.m.	12.585	42%	18.03

N°	Fecha	Hora	am/pm	TIRANTE (CM) PUNTO P-14 COLEC GLORIABAMBA	TIRANTE (%)	Q (L/S) PUNTO P- 14 COLEC GLORIABAMBA
715	09/08/15	08:50:00	p.m.	12.261	41%	17.26
716	09/08/15	08:55:00	p.m.	12.425	41%	17.26
717	09/08/15	09:00:00	p.m.	12.421	41%	17.26
718	09/08/15	09:05:00	p.m.	12.406	41%	17.26
719	09/08/15	09:10:00	p.m.	12.161	41%	17.26
720	09/08/15	09:15:00	p.m.	11.855	40%	16.50
721	09/08/15	09:20:00	p.m.	11.089	37%	14.29
722	09/08/15	09:25:00	p.m.	10.62	35%	12.87
723	09/08/15	09:30:00	p.m.	10.639	35%	12.87
724	09/08/15	09:35:00	p.m.	10.512	35%	12.87
725	09/08/15	09:40:00	p.m.	10.602	35%	12.87
726	09/08/15	09:45:00	p.m.	10.226	34%	12.19
727	09/08/15	09:50:00	p.m.	10.296	34%	12.19
728	09/08/15	09:55:00	p.m.	10.259	34%	12.19
729	09/08/15	10:00:00	p.m.	10.341	34%	12.19
730	09/08/15	10:05:00	p.m.	10.401	35%	12.87
731	09/08/15	10:10:00	p.m.	10.293	34%	12.19
732	09/08/15	10:15:00	p.m.	10.252	34%	12.19
733	09/08/15	10:20:00	p.m.	10.311	34%	12.19
734	09/08/15	10:25:00	p.m.	10.118	34%	12.19
735	09/08/15	10:30:00	p.m.	10.218	34%	12.19
736	09/08/15	10:35:00	p.m.	11.041	37%	14.29
737	09/08/15	10:40:00	p.m.	10.702	36%	13.57
738	09/08/15	10:45:00	p.m.	10.114	34%	12.19
739	09/08/15	10:50:00	p.m.	10.289	34%	12.19
740	09/08/15	10:55:00	p.m.	10.192	34%	12.19
741	09/08/15	11:00:00	p.m.	10.166	34%	12.19
742	09/08/15	11:05:00	p.m.	9.976	33%	11.52
743	09/08/15	11:10:00	p.m.	10.096	34%	12.19
744	09/08/15	11:15:00	p.m.	10.244	34%	12.19
745	09/08/15	11:20:00	p.m.	10.181	34%	12.19
746	09/08/15	11:25:00	p.m.	10.151	34%	12.19
747	09/08/15	11:30:00	p.m.	9.813	33%	11.52
748	09/08/15	11:35:00	p.m.	9.608	32%	10.86
749	09/08/15	11:40:00	p.m.	9.727	32%	10.86
750	09/08/15	11:45:00	p.m.	9.668	32%	10.86
751	09/08/15	11:50:00	p.m.	9.69	32%	10.86
752	09/08/15	11:55:00	p.m.	9.5	32%	10.86
753	10/08/15	12:00:00	a.m.	9.608	32%	10.86
754	10/08/15	12:05:00	a.m.	9.359	31%	10.21
755	10/08/15	12:10:00	a.m.	9.392	31%	10.21
756	10/08/15	12:15:00	a.m.	9.43	31%	10.21

N°	Fecha	Hora	am/pm	TIRANTE (CM) PUNTO P-14 COLEC GLORIABAMBA	TIRANTE (%)	Q (L/S) PUNTO P- 14 COLEC GLORIABAMBA
757	10/08/15	12:20:00	a.m.	9.497	32%	10.86
758	10/08/15	12:25:00	a.m.	9.31	31%	10.21
759	10/08/15	12:30:00	a.m.	9.604	32%	10.86
760	10/08/15	12:35:00	a.m.	9.504	32%	10.86
761	10/08/15	12:40:00	a.m.	9.292	31%	10.21
762	10/08/15	12:45:00	a.m.	9.288	31%	10.21
763	10/08/15	12:50:00	a.m.	9.288	31%	10.21
764	10/08/15	12:55:00	a.m.	9.27	31%	10.21
765	10/08/15	01:00:00	a.m.	9.203	31%	10.21
766	10/08/15	01:05:00	a.m.	9.24	31%	10.21
767	10/08/15	01:10:00	a.m.	9.203	31%	10.21
768	10/08/15	01:15:00	a.m.	8.909	30%	9.59
769	10/08/15	01:20:00	a.m.	8.752	29%	8.98
770	10/08/15	01:25:00	a.m.	8.767	29%	8.98
771	10/08/15	01:30:00	a.m.	8.801	29%	8.98
772	10/08/15	01:35:00	a.m.	8.89	30%	9.59
773	10/08/15	01:40:00	a.m.	8.92	30%	9.59
774	10/08/15	01:45:00	a.m.	8.901	30%	9.59
775	10/08/15	01:50:00	a.m.	8.894	30%	9.59
776	10/08/15	01:55:00	a.m.	8.92	30%	9.59
777	10/08/15	02:00:00	a.m.	9.035	30%	9.59
778	10/08/15	02:05:00	a.m.	8.734	29%	8.98
779	10/08/15	02:10:00	a.m.	8.708	29%	8.98
780	10/08/15	02:15:00	a.m.	8.901	30%	9.59
781	10/08/15	02:20:00	a.m.	8.767	29%	8.98
782	10/08/15	02:25:00	a.m.	8.767	29%	8.98
783	10/08/15	02:30:00	a.m.	8.804	29%	8.98
784	10/08/15	02:35:00	a.m.	8.7	29%	8.98
785	10/08/15	02:40:00	a.m.	8.7	29%	8.98
786	10/08/15	02:45:00	a.m.	8.7	29%	8.98
787	10/08/15	02:50:00	a.m.	8.764	29%	8.98
788	10/08/15	02:55:00	a.m.	8.685	29%	8.98
789	10/08/15	03:00:00	a.m.	8.6	29%	8.98
790	10/08/15	03:05:00	a.m.	8.596	29%	8.98
791	10/08/15	03:10:00	a.m.	8.674	29%	8.98
792	10/08/15	03:15:00	a.m.	8.618	29%	8.98
793	10/08/15	03:20:00	a.m.	8.607	29%	8.98
794	10/08/15	03:25:00	a.m.	8.243	27%	7.81
795	10/08/15	03:30:00	a.m.	8.272	28%	8.38
796	10/08/15	03:35:00	a.m.	8.198	27%	7.81
797	10/08/15	03:40:00	a.m.	8.261	28%	8.38
798	10/08/15	03:45:00	a.m.	8.165	27%	7.81

N°	Fecha	Hora	am/pm	TIRANTE (CM) PUNTO P-14 COLEC GLORIABAMBA	TIRANTE (%)	Q (L/S) PUNTO P- 14 COLEC GLORIABAMBA
799	10/08/15	03:50:00	a.m.	8.284	28%	8.38
800	10/08/15	03:55:00	a.m.	8.358	28%	8.38
801	10/08/15	04:00:00	a.m.	8.232	27%	7.81
802	10/08/15	04:05:00	a.m.	8.388	28%	8.38
803	10/08/15	04:10:00	a.m.	8.31	28%	8.38
804	10/08/15	04:15:00	a.m.	8.298	28%	8.38
805	10/08/15	04:20:00	a.m.	8.265	28%	8.38
806	10/08/15	04:25:00	a.m.	8.25	28%	8.38
807	10/08/15	04:30:00	a.m.	8.235	27%	7.81
808	10/08/15	04:35:00	a.m.	8.265	28%	8.38
809	10/08/15	04:40:00	a.m.	8.302	28%	8.38
810	10/08/15	04:45:00	a.m.	8.358	28%	8.38
811	10/08/15	04:50:00	a.m.	8.399	28%	8.38
812	10/08/15	04:55:00	a.m.	8.373	28%	8.38
813	10/08/15	05:00:00	a.m.	8.369	28%	8.38
814	10/08/15	05:05:00	a.m.	8.436	28%	8.38
815	10/08/15	05:10:00	a.m.	8.451	28%	8.38
816	10/08/15	05:15:00	a.m.	8.674	29%	8.98
817	10/08/15	05:20:00	a.m.	8.898	30%	9.59
818	10/08/15	05:25:00	a.m.	8.831	29%	8.98
819	10/08/15	05:30:00	a.m.	8.838	29%	8.98
820	10/08/15	05:35:00	a.m.	8.972	30%	9.59
821	10/08/15	05:40:00	a.m.	9.441	31%	10.21
822	10/08/15	05:45:00	a.m.	9.984	33%	11.52
823	10/08/15	05:50:00	a.m.	12.406	41%	17.26
824	10/08/15	05:55:00	a.m.	12.607	42%	18.03
825	10/08/15	06:00:00	a.m.	12.503	42%	18.03
826	10/08/15	06:05:00	a.m.	12.507	42%	18.03
827	10/08/15	06:10:00	a.m.	12.492	42%	18.03
828	10/08/15	06:15:00	a.m.	12.306	41%	17.26
829	10/08/15	06:20:00	a.m.	12.585	42%	18.03
830	10/08/15	06:25:00	a.m.	12.071	40%	16.50
831	10/08/15	06:30:00	a.m.	11.662	39%	15.75
832	10/08/15	06:35:00	a.m.	12.094	40%	16.50
833	10/08/15	06:40:00	a.m.	12.41	41%	17.26
834	10/08/15	06:45:00	a.m.	12.618	42%	18.03
835	10/08/15	06:50:00	a.m.	12.536	42%	18.03
836	10/08/15	06:55:00	a.m.	13.016	43%	18.81
837	10/08/15	07:00:00	a.m.	13.31	44%	19.60
838	10/08/15	07:05:00	a.m.	13.273	44%	19.60
839	10/08/15	07:10:00	a.m.	13.314	44%	19.60
840	10/08/15	07:15:00	a.m.	13.437	45%	20.39

N°	Fecha	Hora	am/pm	TIRANTE (CM) PUNTO P-14 COLEC GLORIABAMBA	TIRANTE (%)	Q (L/S) PUNTO P- 14 COLEC GLORIABAMBA
841	10/08/15	07:20:00	a.m.	13.329	44%	19.60
842	10/08/15	07:25:00	a.m.	13.329	44%	19.60
843	10/08/15	07:30:00	a.m.	14.129	47%	22.01
844	10/08/15	07:35:00	a.m.	14.542	48%	22.83
845	10/08/15	07:40:00	a.m.	14.453	48%	22.83
846	10/08/15	07:45:00	a.m.	14.14	47%	22.01
847	10/08/15	07:50:00	a.m.	14.04	47%	22.01
848	10/08/15	07:55:00	a.m.	14.028	47%	22.01
849	10/08/15	08:00:00	a.m.	14.568	49%	23.65
850	10/08/15	08:05:00	a.m.	14.393	48%	22.83
851	10/08/15	08:10:00	a.m.	14.359	48%	22.83
852	10/08/15	08:15:00	a.m.	14.203	47%	22.01
853	10/08/15	08:20:00	a.m.	14.159	47%	22.01
854	10/08/15	08:25:00	a.m.	13.842	46%	21.20
855	10/08/15	08:30:00	a.m.	13.385	45%	20.39
856	10/08/15	08:35:00	a.m.	13.586	45%	20.39
857	10/08/15	08:40:00	a.m.	13.072	44%	19.60
858	10/08/15	08:45:00	a.m.	13.258	44%	19.60
859	10/08/15	08:50:00	a.m.	13.277	44%	19.60
860	10/08/15	08:55:00	a.m.	13.128	44%	19.60
861	10/08/15	09:00:00	a.m.	13.042	43%	18.81
862	10/08/15	09:05:00	a.m.	13.206	44%	19.60
863	10/08/15	09:10:00	a.m.	13.749	46%	21.20
864	10/08/15	09:15:00	a.m.	13.619	45%	20.39
865	10/08/15	09:20:00	a.m.	13.489	45%	20.39
866	10/08/15	09:25:00	a.m.	13.541	45%	20.39
867	10/08/15	09:30:00	a.m.	13.273	44%	19.60
868	10/08/15	09:35:00	a.m.	13.388	45%	20.39
869	10/08/15	09:40:00	a.m.	13.463	45%	20.39
870	10/08/15	09:45:00	a.m.	13.44	45%	20.39
871	10/08/15	09:50:00	a.m.	14.222	47%	22.01
872	10/08/15	09:55:00	a.m.	14.17	47%	22.01
873	10/08/15	10:00:00	a.m.	14.326	48%	22.83
874	10/08/15	10:05:00	a.m.	14.512	48%	22.83
875	10/08/15	10:10:00	a.m.	14.426	48%	22.83
876	10/08/15	10:15:00	a.m.	14.386	48%	22.83
877	10/08/15	10:20:00	a.m.	14.412	48%	22.83
878	10/08/15	10:25:00	a.m.	14.207	47%	22.01
879	10/08/15	10:30:00	a.m.	14.285	48%	22.83
880	10/08/15	10:35:00	a.m.	14.196	47%	22.01
881	10/08/15	10:40:00	a.m.	14.304	48%	22.83
882	10/08/15	10:45:00	a.m.	14.307	48%	22.83

N°	Fecha	Hora	am/pm	TIRANTE (CM) PUNTO P-14 COLEC GLORIABAMBA	TIRANTE (%)	Q (L/S) PUNTO P- 14 COLEC GLORIABAMBA
883	10/08/15	10:50:00	a.m.	13.787	46%	21.20
884	10/08/15	10:55:00	a.m.	13.913	46%	21.20
885	10/08/15	11:00:00	a.m.	13.589	45%	20.39
886	10/08/15	11:05:00	a.m.	13.638	45%	20.39
887	10/08/15	11:10:00	a.m.	13.85	46%	21.20
888	10/08/15	11:15:00	a.m.	14.054	47%	22.01
889	10/08/15	11:20:00	a.m.	13.965	47%	22.01
890	10/08/15	11:25:00	a.m.	14.177	47%	22.01
891	10/08/15	11:30:00	a.m.	14.136	47%	22.01
892	10/08/15	11:35:00	a.m.	14.11	47%	22.01
893	10/08/15	11:40:00	a.m.	14.121	47%	22.01
894	10/08/15	11:45:00	a.m.	14.177	47%	22.01
895	10/08/15	11:50:00	a.m.	13.943	46%	21.20
896	10/08/15	11:55:00	a.m.	14.103	47%	22.01
897	10/08/15	12:00:00	p.m.	15.022	50%	24.48
898	10/08/15	12:05:00	p.m.	14.91	50%	24.48
899	10/08/15	12:10:00	p.m.	14.873	50%	24.48
900	10/08/15	12:15:00	p.m.	14.959	50%	24.48
901	10/08/15	12:20:00	p.m.	14.955	50%	24.48
902	10/08/15	12:25:00	p.m.	15.156	51%	25.31
903	10/08/15	12:30:00	p.m.	15.048	50%	24.48
904	10/08/15	12:35:00	p.m.	14.813	49%	23.65
905	10/08/15	12:40:00	p.m.	15.141	50%	24.48
906	10/08/15	12:45:00	p.m.	14.88	50%	24.48
907	10/08/15	12:50:00	p.m.	14.408	48%	22.83
908	10/08/15	12:55:00	p.m.	14.393	48%	22.83
909	10/08/15	01:00:00	p.m.	14.263	48%	22.83
910	10/08/15	01:05:00	p.m.	14.423	48%	22.83
911	10/08/15	01:10:00	p.m.	14.453	48%	22.83
912	10/08/15	01:15:00	p.m.	14.56	49%	23.65
913	10/08/15	01:20:00	p.m.	14.386	48%	22.83
914	10/08/15	01:25:00	p.m.	14.426	48%	22.83
915	10/08/15	01:30:00	p.m.	14.523	48%	22.83
916	10/08/15	01:35:00	p.m.	14.787	49%	23.65
917	10/08/15	01:40:00	p.m.	14.371	48%	22.83
918	10/08/15	01:45:00	p.m.	14.639	49%	23.65
919	10/08/15	01:50:00	p.m.	14.65	49%	23.65
920	10/08/15	01:55:00	p.m.	14.657	49%	23.65
921	10/08/15	02:00:00	p.m.	14.706	49%	23.65
922	10/08/15	02:05:00	p.m.	14.594	49%	23.65
923	10/08/15	02:10:00	p.m.	14.691	49%	23.65
924	10/08/15	02:15:00	p.m.	14.516	48%	22.83

N°	Fecha	Hora	am/pm	TIRANTE (CM) PUNTO P-14 COLEC GLORIABAMBA	TIRANTE (%)	Q (L/S) PUNTO P- 14 COLEC GLORIABAMBA
925	10/08/15	02:20:00	p.m.	14.657	49%	23.65
926	10/08/15	02:25:00	p.m.	14.631	49%	23.65
927	10/08/15	02:30:00	p.m.	14.772	49%	23.65
928	10/08/15	02:35:00	p.m.	14.754	49%	23.65
929	10/08/15	02:40:00	p.m.	14.828	49%	23.65
930	10/08/15	02:45:00	p.m.	14.679	49%	23.65
931	10/08/15	02:50:00	p.m.	14.438	48%	22.83
932	10/08/15	02:55:00	p.m.	14.367	48%	22.83
933	10/08/15	03:00:00	p.m.	14.151	47%	22.01
934	10/08/15	03:05:00	p.m.	14.404	48%	22.83
935	10/08/15	03:10:00	p.m.	14.274	48%	22.83
936	10/08/15	03:15:00	p.m.	14.118	47%	22.01
937	10/08/15	03:20:00	p.m.	16.302	54%	27.83
938	10/08/15	03:25:00	p.m.	28.9	96%	52.46
939	10/08/15	03:30:00	p.m.	43	143%	48.96
940	10/08/15	03:35:00	p.m.	56.452	188%	48.96
941	10/08/15	03:40:00	p.m.	63.839	213%	48.96
942	10/08/15	03:45:00	p.m.	73.212	244%	48.96
943	10/08/15	03:50:00	p.m.	76.372	255%	48.96
944	10/08/15	03:55:00	p.m.	78.782	263%	48.96
945	10/08/15	04:00:00	p.m.	80.835	269%	48.96
946	10/08/15	04:05:00	p.m.	82.445	275%	48.96
947	10/08/15	04:10:00	p.m.	84.391	281%	48.96
948	10/08/15	04:15:00	p.m.	85.185	284%	48.96
949	10/08/15	04:20:00	p.m.	86.057	287%	48.96
950	10/08/15	04:25:00	p.m.	86.899	290%	48.96
951	10/08/15	04:30:00	p.m.	87.798	293%	48.96
952	10/08/15	04:35:00	p.m.	88.322	294%	48.96
953	10/08/15	04:40:00	p.m.	89.103	297%	48.96
954	10/08/15	04:45:00	p.m.	58.768	196%	48.96
955	10/08/15	04:50:00	p.m.	42.309	141%	48.96
956	10/08/15	04:55:00	p.m.	26.681	89%	51.92
957	10/08/15	05:00:00	p.m.	15.178	51%	25.31
958	10/08/15	05:05:00	p.m.	14.066	47%	22.01
959	10/08/15	05:10:00	p.m.	13.958	47%	22.01
960	10/08/15	05:15:00	p.m.	14.144	47%	22.01
961	10/08/15	05:20:00	p.m.	14.028	47%	22.01
962	10/08/15	05:25:00	p.m.	13.805	46%	21.20
963	10/08/15	05:30:00	p.m.	13.831	46%	21.20
964	10/08/15	05:35:00	p.m.	13.746	46%	21.20
965	10/08/15	05:40:00	p.m.	13.924	46%	21.20
966	10/08/15	05:45:00	p.m.	14.43	48%	22.83

N°	Fecha	Hora	am/pm	TIRANTE (CM) PUNTO P-14 COLEC GLORIABAMBA	TIRANTE (%)	Q (L/S) PUNTO P- 14 COLEC GLORIABAMBA
967	10/08/15	05:50:00	p.m.	14.646	49%	23.65
968	10/08/15	05:55:00	p.m.	14.932	50%	24.48
969	10/08/15	06:00:00	p.m.	14.769	49%	23.65
970	10/08/15	06:05:00	p.m.	14.359	48%	22.83
971	10/08/15	06:10:00	p.m.	14.583	49%	23.65
972	10/08/15	06:15:00	p.m.	14.333	48%	22.83
973	10/08/15	06:20:00	p.m.	14.393	48%	22.83
974	10/08/15	06:25:00	p.m.	14.077	47%	22.01
975	10/08/15	06:30:00	p.m.	13.943	46%	21.20
976	10/08/15	06:35:00	p.m.	13.965	47%	22.01
977	10/08/15	06:40:00	p.m.	14.319	48%	22.83
978	10/08/15	06:45:00	p.m.	14.173	47%	22.01
979	10/08/15	06:50:00	p.m.	14.125	47%	22.01
980	10/08/15	06:55:00	p.m.	13.954	47%	22.01
981	10/08/15	07:00:00	p.m.	14.147	47%	22.01
982	10/08/15	07:05:00	p.m.	14.218	47%	22.01
983	10/08/15	07:10:00	p.m.	13.861	46%	21.20
984	10/08/15	07:15:00	p.m.	13.638	45%	20.39
985	10/08/15	07:20:00	p.m.	13.307	44%	19.60
986	10/08/15	07:25:00	p.m.	13.024	43%	18.81
987	10/08/15	07:30:00	p.m.	12.849	43%	18.81
988	10/08/15	07:35:00	p.m.	12.797	43%	18.81
989	10/08/15	07:40:00	p.m.	12.585	42%	18.03
990	10/08/15	07:45:00	p.m.	12.786	43%	18.81
991	10/08/15	07:50:00	p.m.	12.484	42%	18.03
992	10/08/15	07:55:00	p.m.	12.548	42%	18.03
993	10/08/15	08:00:00	p.m.	12.849	43%	18.81
994	10/08/15	08:05:00	p.m.	12.827	43%	18.81
995	10/08/15	08:10:00	p.m.	12.611	42%	18.03
996	10/08/15	08:15:00	p.m.	13.693	46%	21.20
997	10/08/15	08:20:00	p.m.	13.779	46%	21.20
998	10/08/15	08:25:00	p.m.	13.835	46%	21.20
999	10/08/15	08:30:00	p.m.	13.571	45%	20.39
1000	10/08/15	08:35:00	p.m.	13.269	44%	19.60
1001	10/08/15	08:40:00	p.m.	13.258	44%	19.60
1002	10/08/15	08:45:00	p.m.	12.998	43%	18.81
1003	10/08/15	08:50:00	p.m.	12.499	42%	18.03
1004	10/08/15	08:55:00	p.m.	11.896	40%	16.50
1005	10/08/15	09:00:00	p.m.	11.673	39%	15.75
1006	10/08/15	09:05:00	p.m.	11.532	38%	15.01
1007	10/08/15	09:10:00	p.m.	11.628	39%	15.75
1008	10/08/15	09:15:00	p.m.	11.502	38%	15.01

N°	Fecha	Hora	am/pm	TIRANTE (CM) PUNTO P-14 COLEC GLORIABAMBA	TIRANTE (%)	Q (L/S) PUNTO P- 14 COLEC GLORIABAMBA
1009	10/08/15	09:20:00	p.m.	11.472	38%	15.01
1010	10/08/15	09:25:00	p.m.	11.398	38%	15.01
1011	10/08/15	09:30:00	p.m.	11.108	37%	14.29
1012	10/08/15	09:35:00	p.m.	11	37%	14.29
1013	10/08/15	09:40:00	p.m.	10.996	37%	14.29
1014	10/08/15	09:45:00	p.m.	10.888	36%	13.57
1015	10/08/15	09:50:00	p.m.	11.141	37%	14.29
1016	10/08/15	09:55:00	p.m.	11.297	38%	15.01
1017	10/08/15	10:00:00	p.m.	11.268	38%	15.01
1018	10/08/15	10:05:00	p.m.	10.97	37%	14.29
1019	10/08/15	10:10:00	p.m.	11.011	37%	14.29
1020	10/08/15	10:15:00	p.m.	11.096	37%	14.29
1021	10/08/15	10:20:00	p.m.	11.078	37%	14.29
1022	10/08/15	10:25:00	p.m.	12.335	41%	17.26
1023	10/08/15	10:30:00	p.m.	12.428	41%	17.26
1024	10/08/15	10:35:00	p.m.	12.35	41%	17.26
1025	10/08/15	10:40:00	p.m.	12.228	41%	17.26
1026	10/08/15	10:45:00	p.m.	12.209	41%	17.26
1027	10/08/15	10:50:00	p.m.	12.19	41%	17.26
1028	10/08/15	10:55:00	p.m.	11.312	38%	15.01
1029	10/08/15	11:00:00	p.m.	10.985	37%	14.29
1030	10/08/15	11:05:00	p.m.	10.717	36%	13.57
1031	10/08/15	11:10:00	p.m.	10.602	35%	12.87
1032	10/08/15	11:15:00	p.m.	10.665	36%	13.57
1033	10/08/15	11:20:00	p.m.	10.657	36%	13.57
1034	10/08/15	11:25:00	p.m.	10.602	35%	12.87
1035	10/08/15	11:30:00	p.m.	10.613	35%	12.87
1036	10/08/15	11:35:00	p.m.	10.602	35%	12.87
1037	10/08/15	11:40:00	p.m.	10.505	35%	12.87
1038	10/08/15	11:45:00	p.m.	10.375	35%	12.87
1039	10/08/15	11:50:00	p.m.	10.401	35%	12.87
1040	10/08/15	11:55:00	p.m.	10.419	35%	12.87
1041	11/08/15	12:00:00	a.m.	10.535	35%	12.87
1042	11/08/15	12:05:00	a.m.	10.174	34%	12.19
1043	11/08/15	12:10:00	a.m.	10.01	33%	11.52
1044	11/08/15	12:15:00	a.m.	10.017	33%	11.52
1045	11/08/15	12:20:00	a.m.	10.096	34%	12.19
1046	11/08/15	12:25:00	a.m.	9.831	33%	11.52
1047	11/08/15	12:30:00	a.m.	9.753	33%	11.52
1048	11/08/15	12:35:00	a.m.	9.802	33%	11.52
1049	11/08/15	12:40:00	a.m.	9.649	32%	10.86
1050	11/08/15	12:45:00	a.m.	9.72	32%	10.86

N°	Fecha	Hora	am/pm	TIRANTE (CM) PUNTO P-14 COLEC GLORIABAMBA	TIRANTE (%)	Q (L/S) PUNTO P- 14 COLEC GLORIABAMBA
1051	11/08/15	12:50:00	a.m.	9.671	32%	10.86
1052	11/08/15	12:55:00	a.m.	9.418	31%	10.21
1053	11/08/15	01:00:00	a.m.	10.163	34%	12.19
1054	11/08/15	01:05:00	a.m.	11.584	39%	15.75
1055	11/08/15	01:10:00	a.m.	11.305	38%	15.01
1056	11/08/15	01:15:00	a.m.	11.398	38%	15.01
1057	11/08/15	01:20:00	a.m.	11.413	38%	15.01
1058	11/08/15	01:25:00	a.m.	11.26	38%	15.01
1059	11/08/15	01:30:00	a.m.	10.509	35%	12.87
1060	11/08/15	01:35:00	a.m.	9.753	33%	11.52
1061	11/08/15	01:40:00	a.m.	9.541	32%	10.86
1062	11/08/15	01:45:00	a.m.	9.169	31%	10.21
1063	11/08/15	01:50:00	a.m.	9.102	30%	9.59
1064	11/08/15	01:55:00	a.m.	9.247	31%	10.21
1065	11/08/15	02:00:00	a.m.	9.132	30%	9.59
1066	11/08/15	02:05:00	a.m.	8.998	30%	9.59
1067	11/08/15	02:10:00	a.m.	9.054	30%	9.59
1068	11/08/15	02:15:00	a.m.	9.002	30%	9.59
1069	11/08/15	02:20:00	a.m.	8.886	30%	9.59
1070	11/08/15	02:25:00	a.m.	8.801	29%	8.98
1071	11/08/15	02:30:00	a.m.	8.626	29%	8.98
1072	11/08/15	02:35:00	a.m.	8.6	29%	8.98
1073	11/08/15	02:40:00	a.m.	8.793	29%	8.98
1074	11/08/15	02:45:00	a.m.	8.961	30%	9.59
1075	11/08/15	02:50:00	a.m.	8.782	29%	8.98
1076	11/08/15	02:55:00	a.m.	8.708	29%	8.98
1077	11/08/15	03:00:00	a.m.	8.611	29%	8.98
1078	11/08/15	03:05:00	a.m.	8.7	29%	8.98
1079	11/08/15	03:10:00	a.m.	8.801	29%	8.98
1080	11/08/15	03:15:00	a.m.	8.697	29%	8.98
1081	11/08/15	03:20:00	a.m.	8.615	29%	8.98
1082	11/08/15	03:25:00	a.m.	8.663	29%	8.98
1083	11/08/15	03:30:00	a.m.	8.604	29%	8.98
1084	11/08/15	03:35:00	a.m.	8.6	29%	8.98
1085	11/08/15	03:40:00	a.m.	8.648	29%	8.98
1086	11/08/15	03:45:00	a.m.	8.6	29%	8.98
1087	11/08/15	03:50:00	a.m.	8.6	29%	8.98
1088	11/08/15	03:55:00	a.m.	8.6	29%	8.98
1089	11/08/15	04:00:00	a.m.	8.618	29%	8.98
1090	11/08/15	04:05:00	a.m.	8.693	29%	8.98
1091	11/08/15	04:10:00	a.m.	8.671	29%	8.98
1092	11/08/15	04:15:00	a.m.	8.678	29%	8.98

N°	Fecha	Hora	am/pm	TIRANTE (CM) PUNTO P-14 COLEC GLORIABAMBA	TIRANTE (%)	Q (L/S) PUNTO P- 14 COLEC GLORIABAMBA
1093	11/08/15	04:20:00	a.m.	8.604	29%	8.98
1094	11/08/15	04:25:00	a.m.	8.7	29%	8.98
1095	11/08/15	04:30:00	a.m.	8.633	29%	8.98
1096	11/08/15	04:35:00	a.m.	8.618	29%	8.98
1097	11/08/15	04:40:00	a.m.	8.615	29%	8.98
1098	11/08/15	04:45:00	a.m.	8.682	29%	8.98
1099	11/08/15	04:50:00	a.m.	8.7	29%	8.98
1100	11/08/15	04:55:00	a.m.	8.685	29%	8.98
1101	11/08/15	05:00:00	a.m.	8.574	29%	8.98
1102	11/08/15	05:05:00	a.m.	8.604	29%	8.98
1103	11/08/15	05:10:00	a.m.	8.845	29%	8.98
1104	11/08/15	05:15:00	a.m.	9.143	30%	9.59
1105	11/08/15	05:20:00	a.m.	8.905	30%	9.59
1106	11/08/15	05:25:00	a.m.	9.195	31%	10.21
1107	11/08/15	05:30:00	a.m.	9.191	31%	10.21
1108	11/08/15	05:35:00	a.m.	9.489	32%	10.86
1109	11/08/15	05:40:00	a.m.	10.884	36%	13.57
1110	11/08/15	05:45:00	a.m.	11.171	37%	14.29
1111	11/08/15	05:50:00	a.m.	11.707	39%	15.75
1112	11/08/15	05:55:00	a.m.	11.242	37%	14.29
1113	11/08/15	06:00:00	a.m.	11.108	37%	14.29
1114	11/08/15	06:05:00	a.m.	11.398	38%	15.01
1115	11/08/15	06:10:00	a.m.	11.204	37%	14.29
1116	11/08/15	06:15:00	a.m.	11.495	38%	15.01
1117	11/08/15	06:20:00	a.m.	12.086	40%	16.50
1118	11/08/15	06:25:00	a.m.	12.068	40%	16.50
1119	11/08/15	06:30:00	a.m.	12.001	40%	16.50
1120	11/08/15	06:35:00	a.m.	12.201	41%	17.26
1121	11/08/15	06:40:00	a.m.	12.358	41%	17.26
1122	11/08/15	06:45:00	a.m.	12.302	41%	17.26
1123	11/08/15	06:50:00	a.m.	12.667	42%	18.03
1124	11/08/15	06:55:00	a.m.	13.809	46%	21.20
1125	11/08/15	07:00:00	a.m.	13.251	44%	19.60
1126	11/08/15	07:05:00	a.m.	14.519	48%	22.83
1127	11/08/15	07:10:00	a.m.	14.624	49%	23.65
1128	11/08/15	07:15:00	a.m.	14.311	48%	22.83
1129	11/08/15	07:20:00	a.m.	14.795	49%	23.65
1130	11/08/15	07:25:00	a.m.	14.784	49%	23.65
1131	11/08/15	07:30:00	a.m.	14.713	49%	23.65
1132	11/08/15	07:35:00	a.m.	14.594	49%	23.65
1133	11/08/15	07:40:00	a.m.	14.906	50%	24.48
1134	11/08/15	07:45:00	a.m.	14.475	48%	22.83

N°	Fecha	Hora	am/pm	TIRANTE (CM) PUNTO P-14 COLEC GLORIABAMBA	TIRANTE (%)	Q (L/S) PUNTO P- 14 COLEC GLORIABAMBA	
1135	11/08/15	07:50:00	a.m.	14.754	49%	23.65	
1136	11/08/15	07:55:00	a.m.	14.65	49%	23.65	
1137	11/08/15	08:00:00	a.m.	14.326	48%	22.83	
1138	11/08/15	08:05:00	a.m.	14.847	49%	23.65	
1139	11/08/15	08:10:00	a.m.	14.653	49%	23.65	
1140	11/08/15	08:15:00	a.m.	14.043	47%	22.01	
1141	11/08/15	08:20:00	a.m.	13.757	46%	21.20	
1142	11/08/15	08:25:00	a.m.	13.954	47%	22.01	
1143	11/08/15	08:30:00	a.m.	13.816	46%	21.20	
1144	11/08/15	08:35:00	a.m.	13.705	46%	21.20	
1145	11/08/15	08:40:00	a.m.	13.746	46%	21.20	
1146	11/08/15	08:45:00	a.m.	13.66	46%	21.20	
1147	11/08/15	08:50:00	a.m.	13.612	45%	20.39	
1148	11/08/15	08:55:00	a.m.	14.177	47%	22.01	
1149	11/08/15	09:00:00	a.m.	14.24	47%	22.01	
1150	11/08/15	09:05:00	a.m.	14.11	47%	22.01	
1151	11/08/15	09:10:00	a.m.	13.787	46%	21.20	
1152	11/08/15	09:15:00	a.m.	14.27	48%	22.83	
				Max	89.10	297%	52.46
				Prom	12.86	43%	17.12
				Min	7.07	24%	6.18

2.16 PUNTO P-15 ALAMEDA NORTE

N°	Fecha	Hora	am/pm	TIRANTE (CM) PUNTO P-15 COLEC ALAMEDA NORTE	TIRANTE (%)	Q (L/S) PUNTO P- 15 COLEC ALAMEDA NORTE
1	31/07/15	10:35:00	a.m.	18.621	47%	51.31
2	31/07/15	10:40:00	a.m.	18.63821	47%	51.31
3	31/07/15	10:45:00	a.m.	18.77737	47%	51.31
4	31/07/15	10:50:00	a.m.	18.61549	47%	51.31
5	31/07/15	10:55:00	a.m.	18.58922	46%	49.42
6	31/07/15	11:00:00	a.m.	18.98185	47%	51.31
7	31/07/15	11:05:00	a.m.	18.84695	47%	51.31
8	31/07/15	11:10:00	a.m.	18.94493	47%	51.31
9	31/07/15	11:15:00	a.m.	18.93499	47%	51.31
10	31/07/15	11:20:00	a.m.	19.27082	48%	53.22
11	31/07/15	11:25:00	a.m.	18.76885	47%	51.31
12	31/07/15	11:30:00	a.m.	18.93996	47%	51.31
13	31/07/15	11:35:00	a.m.	18.79015	47%	51.31
14	31/07/15	11:40:00	a.m.	18.86612	47%	51.31

N°	Fecha	Hora	am/pm	TIRANTE (CM) PUNTO P-15 COLEC ALAMEDA NORTE	TIRANTE (%)	Q (L/S) PUNTO P- 15 COLEC ALAMEDA NORTE
15	31/07/15	11:45:00	a.m.	19.44761	49%	55.14
16	31/07/15	11:50:00	a.m.	19.49021	49%	55.14
17	31/07/15	11:55:00	a.m.	19.3049	48%	53.22
18	31/07/15	12:00:00	p.m.	18.98327	47%	51.31
19	31/07/15	12:05:00	p.m.	18.97901	47%	51.31
20	31/07/15	12:10:00	p.m.	19.00954	48%	53.22
21	31/07/15	12:15:00	p.m.	19.2055	48%	53.22
22	31/07/15	12:20:00	p.m.	19.38158	48%	53.22
23	31/07/15	12:25:00	p.m.	19.4185	49%	55.14
24	31/07/15	12:30:00	p.m.	19.76001	49%	55.14
25	31/07/15	12:35:00	p.m.	19.97159	50%	57.07
26	31/07/15	12:40:00	p.m.	20.01632	50%	57.07
27	31/07/15	12:45:00	p.m.	20.19524	50%	57.07
28	31/07/15	12:50:00	p.m.	20.13276	50%	57.07
29	31/07/15	12:55:00	p.m.	20.23571	51%	59.01
30	31/07/15	01:00:00	p.m.	20.38481	51%	59.01
31	31/07/15	01:05:00	p.m.	20.38481	51%	59.01
32	31/07/15	01:10:00	p.m.	19.82959	50%	57.07
33	31/07/15	01:15:00	p.m.	19.69824	49%	55.14
34	31/07/15	01:20:00	p.m.	19.7522	49%	55.14
35	31/07/15	01:25:00	p.m.	19.86012	50%	57.07
36	31/07/15	01:30:00	p.m.	19.56192	49%	55.14
37	31/07/15	01:35:00	p.m.	19.57825	49%	55.14
38	31/07/15	01:40:00	p.m.	19.53565	49%	55.14
39	31/07/15	01:45:00	p.m.	19.15154	48%	53.22
40	31/07/15	01:50:00	p.m.	18.64034	47%	51.31
41	31/07/15	01:55:00	p.m.	19.0848	48%	53.22
42	31/07/15	02:00:00	p.m.	18.98611	47%	51.31
43	31/07/15	02:05:00	p.m.	18.69572	47%	51.31
44	31/07/15	02:10:00	p.m.	19.14444	48%	53.22
45	31/07/15	02:15:00	p.m.	19.04007	48%	53.22
46	31/07/15	02:20:00	p.m.	18.80577	47%	51.31
47	31/07/15	02:25:00	p.m.	19.0209	48%	53.22
48	31/07/15	02:30:00	p.m.	19.36667	48%	53.22
49	31/07/15	02:35:00	p.m.	18.92221	47%	51.31
50	31/07/15	02:40:00	p.m.	18.76672	47%	51.31
51	31/07/15	02:45:00	p.m.	18.92292	47%	51.31
52	31/07/15	02:50:00	p.m.	18.99037	47%	51.31
53	31/07/15	02:55:00	p.m.	18.56082	46%	49.42
54	31/07/15	03:00:00	p.m.	18.69785	47%	51.31
55	31/07/15	03:05:00	p.m.	18.73122	47%	51.31
56	31/07/15	03:10:00	p.m.	18.51254	46%	49.42

N°	Fecha	Hora	am/pm	TIRANTE (CM) PUNTO P-15 COLEC ALAMEDA NORTE	TIRANTE (%)	Q (L/S) PUNTO P- 15 COLEC ALAMEDA NORTE
57	31/07/15	03:15:00	p.m.	18.32581	46%	49.42
58	31/07/15	03:20:00	p.m.	18.32297	46%	49.42
59	31/07/15	03:25:00	p.m.	18.42521	46%	49.42
60	31/07/15	03:30:00	p.m.	18.31587	46%	49.42
61	31/07/15	03:35:00	p.m.	18.39823	46%	49.42
62	31/07/15	03:40:00	p.m.	18.13056	45%	47.54
63	31/07/15	03:45:00	p.m.	18.57147	46%	49.42
64	31/07/15	03:50:00	p.m.	18.28747	46%	49.42
65	31/07/15	03:55:00	p.m.	17.83023	45%	47.54
66	31/07/15	04:00:00	p.m.	18.02974	45%	47.54
67	31/07/15	04:05:00	p.m.	18.08796	45%	47.54
68	31/07/15	04:10:00	p.m.	18.19446	45%	47.54
69	31/07/15	04:15:00	p.m.	18.14618	45%	47.54
70	31/07/15	04:20:00	p.m.	18.39113	46%	49.42
71	31/07/15	04:25:00	p.m.	18.06808	45%	47.54
72	31/07/15	04:30:00	p.m.	17.94099	45%	47.54
73	31/07/15	04:35:00	p.m.	18.29244	46%	49.42
74	31/07/15	04:40:00	p.m.	18.23067	46%	49.42
75	31/07/15	04:45:00	p.m.	18.22428	46%	49.42
76	31/07/15	04:50:00	p.m.	18.12559	45%	47.54
77	31/07/15	04:55:00	p.m.	18.21505	46%	49.42
78	31/07/15	05:00:00	p.m.	18.03045	45%	47.54
79	31/07/15	05:05:00	p.m.	17.83378	45%	47.54
80	31/07/15	05:10:00	p.m.	17.82029	45%	47.54
81	31/07/15	05:15:00	p.m.	17.74858	44%	45.68
82	31/07/15	05:20:00	p.m.	17.85721	45%	47.54
83	31/07/15	05:25:00	p.m.	17.72444	44%	45.68
84	31/07/15	05:30:00	p.m.	17.59309	44%	45.68
85	31/07/15	05:35:00	p.m.	17.4873	44%	45.68
86	31/07/15	05:40:00	p.m.	17.51783	44%	45.68
87	31/07/15	05:45:00	p.m.	17.57605	44%	45.68
88	31/07/15	05:50:00	p.m.	17.69178	44%	45.68
89	31/07/15	05:55:00	p.m.	17.59025	44%	45.68
90	31/07/15	06:00:00	p.m.	17.45606	44%	45.68
91	31/07/15	06:05:00	p.m.	17.66196	44%	45.68
92	31/07/15	06:10:00	p.m.	17.67332	44%	45.68
93	31/07/15	06:15:00	p.m.	17.54268	44%	45.68
94	31/07/15	06:20:00	p.m.	17.46529	44%	45.68
95	31/07/15	06:25:00	p.m.	17.58812	44%	45.68
96	31/07/15	06:30:00	p.m.	17.65344	44%	45.68
97	31/07/15	06:35:00	p.m.	17.50079	44%	45.68
98	31/07/15	06:40:00	p.m.	17.63569	44%	45.68

N°	Fecha	Hora	am/pm	TIRANTE (CM) PUNTO P-15 COLEC ALAMEDA NORTE	TIRANTE (%)	Q (L/S) PUNTO P- 15 COLEC ALAMEDA NORTE
99	31/07/15	06:45:00	p.m.	17.52138	44%	45.68
100	31/07/15	06:50:00	p.m.	17.70598	44%	45.68
101	31/07/15	06:55:00	p.m.	17.58173	44%	45.68
102	31/07/15	07:00:00	p.m.	17.38932	43%	43.85
103	31/07/15	07:05:00	p.m.	17.48659	44%	45.68
104	31/07/15	07:10:00	p.m.	17.55972	44%	45.68
105	31/07/15	07:15:00	p.m.	17.24661	43%	43.85
106	31/07/15	07:20:00	p.m.	17.2317	43%	43.85
107	31/07/15	07:25:00	p.m.	17.33891	43%	43.85
108	31/07/15	07:30:00	p.m.	17.37725	43%	43.85
109	31/07/15	07:35:00	p.m.	17.51854	44%	45.68
110	31/07/15	07:40:00	p.m.	17.41559	44%	45.68
111	31/07/15	07:45:00	p.m.	17.07124	43%	43.85
112	31/07/15	07:50:00	p.m.	16.75742	42%	42.03
113	31/07/15	07:55:00	p.m.	17.00663	43%	43.85
114	31/07/15	08:00:00	p.m.	16.89445	42%	42.03
115	31/07/15	08:05:00	p.m.	16.83978	42%	42.03
116	31/07/15	08:10:00	p.m.	16.93279	42%	42.03
117	31/07/15	08:15:00	p.m.	16.32006	41%	40.23
118	31/07/15	08:20:00	p.m.	16.44573	41%	40.23
119	31/07/15	08:25:00	p.m.	16.71695	42%	42.03
120	31/07/15	08:30:00	p.m.	16.19439	40%	38.46
121	31/07/15	08:35:00	p.m.	16.17096	40%	38.46
122	31/07/15	08:40:00	p.m.	16.30302	41%	40.23
123	31/07/15	08:45:00	p.m.	16.25829	41%	40.23
124	31/07/15	08:50:00	p.m.	16.03109	40%	38.46
125	31/07/15	08:55:00	p.m.	15.77194	39%	36.72
126	31/07/15	09:00:00	p.m.	15.8898	40%	38.46
127	31/07/15	09:05:00	p.m.	15.8259	40%	38.46
128	31/07/15	09:10:00	p.m.	15.77123	39%	36.72
129	31/07/15	09:15:00	p.m.	15.61929	39%	36.72
130	31/07/15	09:20:00	p.m.	15.57527	39%	36.72
131	31/07/15	09:25:00	p.m.	15.47658	39%	36.72
132	31/07/15	09:30:00	p.m.	15.40984	39%	36.72
133	31/07/15	09:35:00	p.m.	15.3147	38%	35.00
134	31/07/15	09:40:00	p.m.	15.29269	38%	35.00
135	31/07/15	09:45:00	p.m.	15.18903	38%	35.00
136	31/07/15	09:50:00	p.m.	15.27778	38%	35.00
137	31/07/15	09:55:00	p.m.	15.28417	38%	35.00
138	31/07/15	10:00:00	p.m.	15.3502	38%	35.00
139	31/07/15	10:05:00	p.m.	15.27281	38%	35.00
140	31/07/15	10:10:00	p.m.	15.24441	38%	35.00

N°	Fecha	Hora	am/pm	TIRANTE (CM) PUNTO P-15 COLEC ALAMEDA NORTE	TIRANTE (%)	Q (L/S) PUNTO P- 15 COLEC ALAMEDA NORTE
141	31/07/15	10:15:00	p.m.	15.27849	38%	35.00
142	31/07/15	10:20:00	p.m.	15.33955	38%	35.00
143	31/07/15	10:25:00	p.m.	15.15637	38%	35.00
144	31/07/15	10:30:00	p.m.	15.22098	38%	35.00
145	31/07/15	10:35:00	p.m.	15.20607	38%	35.00
146	31/07/15	10:40:00	p.m.	15.11945	38%	35.00
147	31/07/15	10:45:00	p.m.	15.13578	38%	35.00
148	31/07/15	10:50:00	p.m.	14.95402	37%	33.31
149	31/07/15	10:55:00	p.m.	14.81202	37%	33.31
150	31/07/15	11:00:00	p.m.	14.85888	37%	33.31
151	31/07/15	11:05:00	p.m.	14.77013	37%	33.31
152	31/07/15	11:10:00	p.m.	14.78433	37%	33.31
153	31/07/15	11:15:00	p.m.	14.63736	37%	33.31
154	31/07/15	11:20:00	p.m.	14.58482	36%	31.64
155	31/07/15	11:25:00	p.m.	13.6533	34%	28.41
156	31/07/15	11:30:00	p.m.	13.75128	34%	28.41
157	31/07/15	11:35:00	p.m.	20.1214	50%	57.07
158	31/07/15	11:40:00	p.m.	25.11767	63%	82.51
159	31/07/15	11:45:00	p.m.	24.26141	61%	78.63
160	31/07/15	11:50:00	p.m.	20.29393	51%	59.01
161	31/07/15	11:55:00	p.m.	17.6435	44%	45.68
162	01/08/15	12:00:00	a.m.	15.90187	40%	38.46
163	01/08/15	12:05:00	a.m.	15.19542	38%	35.00
164	01/08/15	12:10:00	a.m.	14.83829	37%	33.31
165	01/08/15	12:15:00	a.m.	14.61677	37%	33.31
166	01/08/15	12:20:00	a.m.	13.9799	35%	30.01
167	01/08/15	12:25:00	a.m.	14.21917	36%	31.64
168	01/08/15	12:30:00	a.m.	14.2142	36%	31.64
169	01/08/15	12:35:00	a.m.	14.07291	35%	30.01
170	01/08/15	12:40:00	a.m.	14.17373	35%	30.01
171	01/08/15	12:45:00	a.m.	14.10344	35%	30.01
172	01/08/15	12:50:00	a.m.	14.01966	35%	30.01
173	01/08/15	12:55:00	a.m.	13.93659	35%	30.01
174	01/08/15	01:00:00	a.m.	13.92239	35%	30.01
175	01/08/15	01:05:00	a.m.	13.91174	35%	30.01
176	01/08/15	01:10:00	a.m.	13.90393	35%	30.01
177	01/08/15	01:15:00	a.m.	14.01611	35%	30.01
178	01/08/15	01:20:00	a.m.	14.01185	35%	30.01
179	01/08/15	01:25:00	a.m.	13.87766	35%	30.01
180	01/08/15	01:30:00	a.m.	13.77755	34%	28.41
181	01/08/15	01:35:00	a.m.	13.70229	34%	28.41
182	01/08/15	01:40:00	a.m.	13.60999	34%	28.41

N°	Fecha	Hora	am/pm	TIRANTE (CM) PUNTO P-15 COLEC ALAMEDA NORTE	TIRANTE (%)	Q (L/S) PUNTO P- 15 COLEC ALAMEDA NORTE
183	01/08/15	01:45:00	a.m.	13.61709	34%	28.41
184	01/08/15	01:50:00	a.m.	13.54751	34%	28.41
185	01/08/15	01:55:00	a.m.	13.46728	34%	28.41
186	01/08/15	02:00:00	a.m.	13.47438	34%	28.41
187	01/08/15	02:05:00	a.m.	13.50704	34%	28.41
188	01/08/15	02:10:00	a.m.	13.56313	34%	28.41
189	01/08/15	02:15:00	a.m.	13.52053	34%	28.41
190	01/08/15	02:20:00	a.m.	13.49639	34%	28.41
191	01/08/15	02:25:00	a.m.	13.52834	34%	28.41
192	01/08/15	02:30:00	a.m.	13.49852	34%	28.41
193	01/08/15	02:35:00	a.m.	13.43533	34%	28.41
194	01/08/15	02:40:00	a.m.	13.47367	34%	28.41
195	01/08/15	02:45:00	a.m.	13.48432	34%	28.41
196	01/08/15	02:50:00	a.m.	13.52337	34%	28.41
197	01/08/15	02:55:00	a.m.	13.58514	34%	28.41
198	01/08/15	03:00:00	a.m.	13.50988	34%	28.41
199	01/08/15	03:05:00	a.m.	13.47793	34%	28.41
200	01/08/15	03:10:00	a.m.	13.36291	33%	26.84
201	01/08/15	03:15:00	a.m.	13.45308	34%	28.41
202	01/08/15	03:20:00	a.m.	13.54396	34%	28.41
203	01/08/15	03:25:00	a.m.	13.63484	34%	28.41
204	01/08/15	03:30:00	a.m.	13.52266	34%	28.41
205	01/08/15	03:35:00	a.m.	13.34445	33%	26.84
206	01/08/15	03:40:00	a.m.	13.25854	33%	26.84
207	01/08/15	03:45:00	a.m.	13.44456	34%	28.41
208	01/08/15	03:50:00	a.m.	13.55035	34%	28.41
209	01/08/15	03:55:00	a.m.	13.49142	34%	28.41
210	01/08/15	04:00:00	a.m.	13.45308	34%	28.41
211	01/08/15	04:05:00	a.m.	13.5894	34%	28.41
212	01/08/15	04:10:00	a.m.	13.29475	33%	26.84
213	01/08/15	04:15:00	a.m.	13.27345	33%	26.84
214	01/08/15	04:20:00	a.m.	13.38137	33%	26.84
215	01/08/15	04:25:00	a.m.	13.50562	34%	28.41
216	01/08/15	04:30:00	a.m.	13.419	34%	28.41
217	01/08/15	04:35:00	a.m.	13.29475	33%	26.84
218	01/08/15	04:40:00	a.m.	13.41474	34%	28.41
219	01/08/15	04:45:00	a.m.	13.43675	34%	28.41
220	01/08/15	04:50:00	a.m.	13.55106	34%	28.41
221	01/08/15	04:55:00	a.m.	13.40764	34%	28.41
222	01/08/15	05:00:00	a.m.	13.40409	34%	28.41
223	01/08/15	05:05:00	a.m.	13.50491	34%	28.41
224	01/08/15	05:10:00	a.m.	13.57875	34%	28.41

N°	Fecha	Hora	am/pm	TIRANTE (CM) PUNTO P-15 COLEC ALAMEDA NORTE	TIRANTE (%)	Q (L/S) PUNTO P- 15 COLEC ALAMEDA NORTE
225	01/08/15	05:15:00	a.m.	13.46373	34%	28.41
226	01/08/15	05:20:00	a.m.	13.43107	34%	28.41
227	01/08/15	05:25:00	a.m.	13.39273	33%	26.84
228	01/08/15	05:30:00	a.m.	13.34374	33%	26.84
229	01/08/15	05:35:00	a.m.	13.60573	34%	28.41
230	01/08/15	05:40:00	a.m.	13.69945	34%	28.41
231	01/08/15	05:45:00	a.m.	14.05516	35%	30.01
232	01/08/15	05:50:00	a.m.	13.97848	35%	30.01
233	01/08/15	05:55:00	a.m.	14.058	35%	30.01
234	01/08/15	06:00:00	a.m.	14.03954	35%	30.01
235	01/08/15	06:05:00	a.m.	14.08285	35%	30.01
236	01/08/15	06:10:00	a.m.	14.00404	35%	30.01
237	01/08/15	06:15:00	a.m.	14.12687	35%	30.01
238	01/08/15	06:20:00	a.m.	14.17515	35%	30.01
239	01/08/15	06:25:00	a.m.	14.27384	36%	31.64
240	01/08/15	06:30:00	a.m.	14.35549	36%	31.64
241	01/08/15	06:35:00	a.m.	14.2426	36%	31.64
242	01/08/15	06:40:00	a.m.	14.3065	36%	31.64
243	01/08/15	06:45:00	a.m.	14.66363	37%	33.31
244	01/08/15	06:50:00	a.m.	15.10667	38%	35.00
245	01/08/15	06:55:00	a.m.	15.26642	38%	35.00
246	01/08/15	07:00:00	a.m.	15.6839	39%	36.72
247	01/08/15	07:05:00	a.m.	15.86708	40%	38.46
248	01/08/15	07:10:00	a.m.	16.29663	41%	40.23
249	01/08/15	07:15:00	a.m.	16.58702	41%	40.23
250	01/08/15	07:20:00	a.m.	16.7986	42%	42.03
251	01/08/15	07:25:00	a.m.	17.9701	45%	47.54
252	01/08/15	07:30:00	a.m.	18.0411	45%	47.54
253	01/08/15	07:35:00	a.m.	18.14902	45%	47.54
254	01/08/15	07:40:00	a.m.	18.2896	46%	49.42
255	01/08/15	07:45:00	a.m.	18.0837	45%	47.54
256	01/08/15	07:50:00	a.m.	17.92395	45%	47.54
257	01/08/15	07:55:00	a.m.	17.99353	45%	47.54
258	01/08/15	08:00:00	a.m.	18.05459	45%	47.54
259	01/08/15	08:05:00	a.m.	18.17316	45%	47.54
260	01/08/15	08:10:00	a.m.	18.16819	45%	47.54
261	01/08/15	08:15:00	a.m.	18.01554	45%	47.54
262	01/08/15	08:20:00	a.m.	18.105	45%	47.54
263	01/08/15	08:25:00	a.m.	18.41101	46%	49.42
264	01/08/15	08:30:00	a.m.	18.32794	46%	49.42
265	01/08/15	08:35:00	a.m.	18.39894	46%	49.42
266	01/08/15	08:40:00	a.m.	18.42237	46%	49.42

N°	Fecha	Hora	am/pm	TIRANTE (CM) PUNTO P-15 COLEC ALAMEDA NORTE	TIRANTE (%)	Q (L/S) PUNTO P- 15 COLEC ALAMEDA NORTE
267	01/08/15	08:45:00	a.m.	18.61691	47%	51.31
268	01/08/15	08:50:00	a.m.	18.42592	46%	49.42
269	01/08/15	08:55:00	a.m.	18.56508	46%	49.42
270	01/08/15	09:00:00	a.m.	18.65525	47%	51.31
271	01/08/15	09:05:00	a.m.	18.64318	47%	51.31
272	01/08/15	09:10:00	a.m.	18.81642	47%	51.31
273	01/08/15	09:15:00	a.m.	18.93215	47%	51.31
274	01/08/15	09:20:00	a.m.	18.73122	47%	51.31
275	01/08/15	09:25:00	a.m.	18.86683	47%	51.31
276	01/08/15	09:30:00	a.m.	18.89878	47%	51.31
277	01/08/15	09:35:00	a.m.	19.0351	48%	53.22
278	01/08/15	09:40:00	a.m.	19.30348	48%	53.22
279	01/08/15	09:45:00	a.m.	19.40572	49%	55.14
280	01/08/15	09:50:00	a.m.	19.30916	48%	53.22
281	01/08/15	09:55:00	a.m.	19.31768	48%	53.22
282	01/08/15	10:00:00	a.m.	18.92576	47%	51.31
283	01/08/15	10:05:00	a.m.	18.59348	46%	49.42
284	01/08/15	10:10:00	a.m.	18.82849	47%	51.31
285	01/08/15	10:15:00	a.m.	19.02303	48%	53.22
286	01/08/15	10:20:00	a.m.	19.06492	48%	53.22
287	01/08/15	10:25:00	a.m.	18.74471	47%	51.31
288	01/08/15	10:30:00	a.m.	18.9499	47%	51.31
289	01/08/15	10:35:00	a.m.	19.02587	48%	53.22
290	01/08/15	10:40:00	a.m.	18.99108	47%	51.31
291	01/08/15	10:45:00	a.m.	18.9215	47%	51.31
292	01/08/15	10:50:00	a.m.	19.05853	48%	53.22
293	01/08/15	10:55:00	a.m.	19.06776	48%	53.22
294	01/08/15	11:00:00	a.m.	19.17781	48%	53.22
295	01/08/15	11:05:00	a.m.	19.45684	49%	55.14
296	01/08/15	11:10:00	a.m.	19.45329	49%	55.14
297	01/08/15	11:15:00	a.m.	19.41353	49%	55.14
298	01/08/15	11:20:00	a.m.	19.43199	49%	55.14
299	01/08/15	11:25:00	a.m.	19.57683	49%	55.14
300	01/08/15	11:30:00	a.m.	19.16148	48%	53.22
301	01/08/15	11:35:00	a.m.	19.39152	48%	53.22
302	01/08/15	11:40:00	a.m.	19.16787	48%	53.22
303	01/08/15	11:45:00	a.m.	18.98611	47%	51.31
304	01/08/15	11:50:00	a.m.	18.78518	47%	51.31
305	01/08/15	11:55:00	a.m.	18.81287	47%	51.31
306	01/08/15	12:00:00	p.m.	18.78518	47%	51.31
307	01/08/15	12:05:00	p.m.	18.49053	46%	49.42
308	01/08/15	12:10:00	p.m.	18.54946	46%	49.42

N°	Fecha	Hora	am/pm	TIRANTE (CM) PUNTO P-15 COLEC ALAMEDA NORTE	TIRANTE (%)	Q (L/S) PUNTO P- 15 COLEC ALAMEDA NORTE
309	01/08/15	12:15:00	p.m.	18.49621	46%	49.42
310	01/08/15	12:20:00	p.m.	18.57786	46%	49.42
311	01/08/15	12:25:00	p.m.	18.74897	47%	51.31
312	01/08/15	12:30:00	p.m.	18.5168	46%	49.42
313	01/08/15	12:35:00	p.m.	18.62969	47%	51.31
314	01/08/15	12:40:00	p.m.	18.7724	47%	51.31
315	01/08/15	12:45:00	p.m.	19.36809	48%	53.22
316	01/08/15	12:50:00	p.m.	19.28076	48%	53.22
317	01/08/15	12:55:00	p.m.	19.63718	49%	55.14
318	01/08/15	01:00:00	p.m.	19.73019	49%	55.14
319	01/08/15	01:05:00	p.m.	20.03975	50%	57.07
320	01/08/15	01:10:00	p.m.	18.81713	47%	51.31
321	01/08/15	01:15:00	p.m.	18.34995	46%	49.42
322	01/08/15	01:20:00	p.m.	18.6162	47%	51.31
323	01/08/15	01:25:00	p.m.	18.41314	46%	49.42
324	01/08/15	01:30:00	p.m.	18.48485	46%	49.42
325	01/08/15	01:35:00	p.m.	18.2754	46%	49.42
326	01/08/15	01:40:00	p.m.	18.13624	45%	47.54
327	01/08/15	01:45:00	p.m.	18.5239	46%	49.42
328	01/08/15	01:50:00	p.m.	18.85618	47%	51.31
329	01/08/15	01:55:00	p.m.	18.59561	46%	49.42
330	01/08/15	02:00:00	p.m.	18.43018	46%	49.42
331	01/08/15	02:05:00	p.m.	18.46994	46%	49.42
332	01/08/15	02:10:00	p.m.	18.35847	46%	49.42
333	01/08/15	02:15:00	p.m.	18.10571	45%	47.54
334	01/08/15	02:20:00	p.m.	18.34214	46%	49.42
335	01/08/15	02:25:00	p.m.	18.38545	46%	49.42
336	01/08/15	02:30:00	p.m.	18.34924	46%	49.42
337	01/08/15	02:35:00	p.m.	18.35989	46%	49.42
338	01/08/15	02:40:00	p.m.	18.30948	46%	49.42
339	01/08/15	02:45:00	p.m.	18.28179	46%	49.42
340	01/08/15	02:50:00	p.m.	18.09364	45%	47.54
341	01/08/15	02:55:00	p.m.	18.18665	45%	47.54
342	01/08/15	03:00:00	p.m.	18.1689	45%	47.54
343	01/08/15	03:05:00	p.m.	18.15754	45%	47.54
344	01/08/15	03:10:00	p.m.	18.24487	46%	49.42
345	01/08/15	03:15:00	p.m.	18.03613	45%	47.54
346	01/08/15	03:20:00	p.m.	18.18168	45%	47.54
347	01/08/15	03:25:00	p.m.	17.96797	45%	47.54
348	01/08/15	03:30:00	p.m.	17.96442	45%	47.54
349	01/08/15	03:35:00	p.m.	18.02335	45%	47.54
350	01/08/15	03:40:00	p.m.	17.92395	45%	47.54

N°	Fecha	Hora	am/pm	TIRANTE (CM) PUNTO P-15 COLEC ALAMEDA NORTE	TIRANTE (%)	Q (L/S) PUNTO P- 15 COLEC ALAMEDA NORTE
351	01/08/15	03:45:00	p.m.	17.90336	45%	47.54
352	01/08/15	03:50:00	p.m.	18.25978	46%	49.42
353	01/08/15	03:55:00	p.m.	18.22286	46%	49.42
354	01/08/15	04:00:00	p.m.	18.17387	45%	47.54
355	01/08/15	04:05:00	p.m.	18.09577	45%	47.54
356	01/08/15	04:10:00	p.m.	18.19233	45%	47.54
357	01/08/15	04:15:00	p.m.	18.98682	47%	51.31
358	01/08/15	04:20:00	p.m.	18.52674	46%	49.42
359	01/08/15	04:25:00	p.m.	18.14689	45%	47.54
360	01/08/15	04:30:00	p.m.	18.07873	45%	47.54
361	01/08/15	04:35:00	p.m.	18.034	45%	47.54
362	01/08/15	04:40:00	p.m.	17.90336	45%	47.54
363	01/08/15	04:45:00	p.m.	17.9133	45%	47.54
364	01/08/15	04:50:00	p.m.	17.96868	45%	47.54
365	01/08/15	04:55:00	p.m.	17.95235	45%	47.54
366	01/08/15	05:00:00	p.m.	18.16464	45%	47.54
367	01/08/15	05:05:00	p.m.	17.89413	45%	47.54
368	01/08/15	05:10:00	p.m.	17.94667	45%	47.54
369	01/08/15	05:15:00	p.m.	17.78195	44%	45.68
370	01/08/15	05:20:00	p.m.	17.49582	44%	45.68
371	01/08/15	05:25:00	p.m.	17.50292	44%	45.68
372	01/08/15	05:30:00	p.m.	17.61013	44%	45.68
373	01/08/15	05:35:00	p.m.	17.90478	45%	47.54
374	01/08/15	05:40:00	p.m.	17.67332	44%	45.68
375	01/08/15	05:45:00	p.m.	17.39003	43%	43.85
376	01/08/15	05:50:00	p.m.	17.38932	43%	43.85
377	01/08/15	05:55:00	p.m.	17.48517	44%	45.68
378	01/08/15	06:00:00	p.m.	17.72302	44%	45.68
379	01/08/15	06:05:00	p.m.	17.68326	44%	45.68
380	01/08/15	06:10:00	p.m.	17.60374	44%	45.68
381	01/08/15	06:15:00	p.m.	17.80538	45%	47.54
382	01/08/15	06:20:00	p.m.	17.78905	44%	45.68
383	01/08/15	06:25:00	p.m.	17.77698	44%	45.68
384	01/08/15	06:30:00	p.m.	17.39429	43%	43.85
385	01/08/15	06:35:00	p.m.	17.42979	44%	45.68
386	01/08/15	06:40:00	p.m.	17.39784	43%	43.85
387	01/08/15	06:45:00	p.m.	17.22105	43%	43.85
388	01/08/15	06:50:00	p.m.	16.88806	42%	42.03
389	01/08/15	06:55:00	p.m.	17.11668	43%	43.85
390	01/08/15	07:00:00	p.m.	17.00876	43%	43.85
391	01/08/15	07:05:00	p.m.	17.15502	43%	43.85
392	01/08/15	07:10:00	p.m.	16.8554	42%	42.03

N°	Fecha	Hora	am/pm	TIRANTE (CM) PUNTO P-15 COLEC ALAMEDA NORTE	TIRANTE (%)	Q (L/S) PUNTO P- 15 COLEC ALAMEDA NORTE
393	01/08/15	07:15:00	p.m.	16.95693	42%	42.03
394	01/08/15	07:20:00	p.m.	17.23951	43%	43.85
395	01/08/15	07:25:00	p.m.	16.92001	42%	42.03
396	01/08/15	07:30:00	p.m.	17.00663	43%	43.85
397	01/08/15	07:35:00	p.m.	16.78227	42%	42.03
398	01/08/15	07:40:00	p.m.	16.71411	42%	42.03
399	01/08/15	07:45:00	p.m.	16.33923	41%	40.23
400	01/08/15	07:50:00	p.m.	16.51744	41%	40.23
401	01/08/15	07:55:00	p.m.	16.28243	41%	40.23
402	01/08/15	08:00:00	p.m.	16.41733	41%	40.23
403	01/08/15	08:05:00	p.m.	16.29805	41%	40.23
404	01/08/15	08:10:00	p.m.	16.28385	41%	40.23
405	01/08/15	08:15:00	p.m.	16.43508	41%	40.23
406	01/08/15	08:20:00	p.m.	16.30586	41%	40.23
407	01/08/15	08:25:00	p.m.	16.19297	40%	38.46
408	01/08/15	08:30:00	p.m.	15.91039	40%	38.46
409	01/08/15	08:35:00	p.m.	15.93169	40%	38.46
410	01/08/15	08:40:00	p.m.	15.97074	40%	38.46
411	01/08/15	08:45:00	p.m.	15.93169	40%	38.46
412	01/08/15	08:50:00	p.m.	16.34988	41%	40.23
413	01/08/15	08:55:00	p.m.	16.17948	40%	38.46
414	01/08/15	09:00:00	p.m.	16.20362	41%	40.23
415	01/08/15	09:05:00	p.m.	16.11558	40%	38.46
416	01/08/15	09:10:00	p.m.	16.14327	40%	38.46
417	01/08/15	09:15:00	p.m.	16.19084	40%	38.46
418	01/08/15	09:20:00	p.m.	16.20717	41%	40.23
419	01/08/15	09:25:00	p.m.	16.15534	40%	38.46
420	01/08/15	09:30:00	p.m.	16.17593	40%	38.46
421	01/08/15	09:35:00	p.m.	16.04174	40%	38.46
422	01/08/15	09:40:00	p.m.	15.99488	40%	38.46
423	01/08/15	09:45:00	p.m.	15.9324	40%	38.46
424	01/08/15	09:50:00	p.m.	15.89477	40%	38.46
425	01/08/15	09:55:00	p.m.	15.97003	40%	38.46
426	01/08/15	10:00:00	p.m.	15.91962	40%	38.46
427	01/08/15	10:05:00	p.m.	15.81099	40%	38.46
428	01/08/15	10:10:00	p.m.	15.76058	39%	36.72
429	01/08/15	10:15:00	p.m.	15.76768	39%	36.72
430	01/08/15	10:20:00	p.m.	15.7123	39%	36.72
431	01/08/15	10:25:00	p.m.	15.81738	40%	38.46
432	01/08/15	10:30:00	p.m.	15.7407	39%	36.72
433	01/08/15	10:35:00	p.m.	15.92814	40%	38.46
434	01/08/15	10:40:00	p.m.	15.73928	39%	36.72

N°	Fecha	Hora	am/pm	TIRANTE (CM) PUNTO P-15 COLEC ALAMEDA NORTE	TIRANTE (%)	Q (L/S) PUNTO P- 15 COLEC ALAMEDA NORTE
435	01/08/15	10:45:00	p.m.	15.8188	40%	38.46
436	01/08/15	10:50:00	p.m.	15.68674	39%	36.72
437	01/08/15	10:55:00	p.m.	15.49504	39%	36.72
438	01/08/15	11:00:00	p.m.	15.77194	39%	36.72
439	01/08/15	11:05:00	p.m.	15.56675	39%	36.72
440	01/08/15	11:10:00	p.m.	15.5561	39%	36.72
441	01/08/15	11:15:00	p.m.	15.29908	38%	35.00
442	01/08/15	11:20:00	p.m.	15.30192	38%	35.00
443	01/08/15	11:25:00	p.m.	15.46167	39%	36.72
444	01/08/15	11:30:00	p.m.	15.52983	39%	36.72
445	01/08/15	11:35:00	p.m.	15.55894	39%	36.72
446	01/08/15	11:40:00	p.m.	15.40416	39%	36.72
447	01/08/15	11:45:00	p.m.	15.28275	38%	35.00
448	01/08/15	11:50:00	p.m.	15.23944	38%	35.00
449	01/08/15	11:55:00	p.m.	15.2934	38%	35.00
450	02/08/15	12:00:00	a.m.	15.28488	38%	35.00
451	02/08/15	12:05:00	a.m.	15.1514	38%	35.00
452	02/08/15	12:10:00	a.m.	15.05626	38%	35.00
453	02/08/15	12:15:00	a.m.	15.09602	38%	35.00
454	02/08/15	12:20:00	a.m.	15.09389	38%	35.00
455	02/08/15	12:25:00	a.m.	15.06407	38%	35.00
456	02/08/15	12:30:00	a.m.	15.22595	38%	35.00
457	02/08/15	12:35:00	a.m.	15.15211	38%	35.00
458	02/08/15	12:40:00	a.m.	15.09105	38%	35.00
459	02/08/15	12:45:00	a.m.	15.19187	38%	35.00
460	02/08/15	12:50:00	a.m.	15.10667	38%	35.00
461	02/08/15	12:55:00	a.m.	15.07259	38%	35.00
462	02/08/15	01:00:00	a.m.	15.08253	38%	35.00
463	02/08/15	01:05:00	a.m.	14.94763	37%	33.31
464	02/08/15	01:10:00	a.m.	14.87876	37%	33.31
465	02/08/15	01:15:00	a.m.	14.94053	37%	33.31
466	02/08/15	01:20:00	a.m.	14.99307	37%	33.31
467	02/08/15	01:25:00	a.m.	14.95331	37%	33.31
468	02/08/15	01:30:00	a.m.	14.81983	37%	33.31
469	02/08/15	01:35:00	a.m.	14.85888	37%	33.31
470	02/08/15	01:40:00	a.m.	14.7822	37%	33.31
471	02/08/15	01:45:00	a.m.	14.7538	37%	33.31
472	02/08/15	01:50:00	a.m.	14.80137	37%	33.31
473	02/08/15	01:55:00	a.m.	14.76019	37%	33.31
474	02/08/15	02:00:00	a.m.	14.69274	37%	33.31
475	02/08/15	02:05:00	a.m.	14.69771	37%	33.31
476	02/08/15	02:10:00	a.m.	14.62032	37%	33.31

N°	Fecha	Hora	am/pm	TIRANTE (CM) PUNTO P-15 COLEC ALAMEDA NORTE	TIRANTE (%)	Q (L/S) PUNTO P- 15 COLEC ALAMEDA NORTE
477	02/08/15	02:15:00	a.m.	14.66789	37%	33.31
478	02/08/15	02:20:00	a.m.	14.68067	37%	33.31
479	02/08/15	02:25:00	a.m.	14.67925	37%	33.31
480	02/08/15	02:30:00	a.m.	14.59121	36%	31.64
481	02/08/15	02:35:00	a.m.	14.61038	37%	33.31
482	02/08/15	02:40:00	a.m.	14.58908	36%	31.64
483	02/08/15	02:45:00	a.m.	14.63168	37%	33.31
484	02/08/15	02:50:00	a.m.	14.58553	36%	31.64
485	02/08/15	02:55:00	a.m.	14.45702	36%	31.64
486	02/08/15	03:00:00	a.m.	14.47193	36%	31.64
487	02/08/15	03:05:00	a.m.	14.52305	36%	31.64
488	02/08/15	03:10:00	a.m.	14.49039	36%	31.64
489	02/08/15	03:15:00	a.m.	14.5195	36%	31.64
490	02/08/15	03:20:00	a.m.	14.49962	36%	31.64
491	02/08/15	03:25:00	a.m.	14.53583	36%	31.64
492	02/08/15	03:30:00	a.m.	14.66292	37%	33.31
493	02/08/15	03:35:00	a.m.	14.57204	36%	31.64
494	02/08/15	03:40:00	a.m.	14.55145	36%	31.64
495	02/08/15	03:45:00	a.m.	14.55074	36%	31.64
496	02/08/15	03:50:00	a.m.	14.53654	36%	31.64
497	02/08/15	03:55:00	a.m.	14.44353	36%	31.64
498	02/08/15	04:00:00	a.m.	14.47832	36%	31.64
499	02/08/15	04:05:00	a.m.	14.54009	36%	31.64
500	02/08/15	04:10:00	a.m.	14.61606	37%	33.31
501	02/08/15	04:15:00	a.m.	14.52802	36%	31.64
502	02/08/15	04:20:00	a.m.	14.56565	36%	31.64
503	02/08/15	04:25:00	a.m.	14.32212	36%	31.64
504	02/08/15	04:30:00	a.m.	14.31502	36%	31.64
505	02/08/15	04:35:00	a.m.	14.36046	36%	31.64
506	02/08/15	04:40:00	a.m.	14.44282	36%	31.64
507	02/08/15	04:45:00	a.m.	14.20852	36%	31.64
508	02/08/15	04:50:00	a.m.	14.32354	36%	31.64
509	02/08/15	04:55:00	a.m.	14.54719	36%	31.64
510	02/08/15	05:00:00	a.m.	14.65156	37%	33.31
511	02/08/15	05:05:00	a.m.	14.64517	37%	33.31
512	02/08/15	05:10:00	a.m.	14.75948	37%	33.31
513	02/08/15	05:15:00	a.m.	14.80634	37%	33.31
514	02/08/15	05:20:00	a.m.	14.98384	37%	33.31
515	02/08/15	05:25:00	a.m.	15.06549	38%	35.00
516	02/08/15	05:30:00	a.m.	15.07685	38%	35.00
517	02/08/15	05:35:00	a.m.	15.194	38%	35.00
518	02/08/15	05:40:00	a.m.	15.27281	38%	35.00

N°	Fecha	Hora	am/pm	TIRANTE (CM) PUNTO P-15 COLEC ALAMEDA NORTE	TIRANTE (%)	Q (L/S) PUNTO P- 15 COLEC ALAMEDA NORTE
519	02/08/15	05:45:00	a.m.	15.30831	38%	35.00
520	02/08/15	05:50:00	a.m.	15.19684	38%	35.00
521	02/08/15	05:55:00	a.m.	15.20749	38%	35.00
522	02/08/15	06:00:00	a.m.	15.28914	38%	35.00
523	02/08/15	06:05:00	a.m.	15.31115	38%	35.00
524	02/08/15	06:10:00	a.m.	15.4993	39%	36.72
525	02/08/15	06:15:00	a.m.	15.63775	39%	36.72
526	02/08/15	06:20:00	a.m.	15.8756	40%	38.46
527	02/08/15	06:25:00	a.m.	16.04032	40%	38.46
528	02/08/15	06:30:00	a.m.	15.8898	40%	38.46
529	02/08/15	06:35:00	a.m.	15.94589	40%	38.46
530	02/08/15	06:40:00	a.m.	16.0531	40%	38.46
531	02/08/15	06:45:00	a.m.	16.21001	41%	40.23
532	02/08/15	06:50:00	a.m.	16.41236	41%	40.23
533	02/08/15	06:55:00	a.m.	16.34917	41%	40.23
534	02/08/15	07:00:00	a.m.	16.70204	42%	42.03
535	02/08/15	07:05:00	a.m.	16.24977	41%	40.23
536	02/08/15	07:10:00	a.m.	16.21711	41%	40.23
537	02/08/15	07:15:00	a.m.	16.39887	41%	40.23
538	02/08/15	07:20:00	a.m.	16.40952	41%	40.23
539	02/08/15	07:25:00	a.m.	16.898	42%	42.03
540	02/08/15	07:30:00	a.m.	17.16496	43%	43.85
541	02/08/15	07:35:00	a.m.	17.35737	43%	43.85
542	02/08/15	07:40:00	a.m.	17.19904	43%	43.85
543	02/08/15	07:45:00	a.m.	17.12946	43%	43.85
544	02/08/15	07:50:00	a.m.	17.50576	44%	45.68
545	02/08/15	07:55:00	a.m.	17.58244	44%	45.68
546	02/08/15	08:00:00	a.m.	17.86786	45%	47.54
547	02/08/15	08:05:00	a.m.	17.96584	45%	47.54
548	02/08/15	08:10:00	a.m.	18.16961	45%	47.54
549	02/08/15	08:15:00	a.m.	18.22854	46%	49.42
550	02/08/15	08:20:00	a.m.	18.77453	47%	51.31
551	02/08/15	08:25:00	a.m.	19.19698	48%	53.22
552	02/08/15	08:30:00	a.m.	18.39397	46%	49.42
553	02/08/15	08:35:00	a.m.	18.21505	46%	49.42
554	02/08/15	08:40:00	a.m.	18.2257	46%	49.42
555	02/08/15	08:45:00	a.m.	18.27398	46%	49.42
556	02/08/15	08:50:00	a.m.	18.41101	46%	49.42
557	02/08/15	08:55:00	a.m.	18.38332	46%	49.42
558	02/08/15	09:00:00	a.m.	18.23564	46%	49.42
559	02/08/15	09:05:00	a.m.	18.2186	46%	49.42
560	02/08/15	09:10:00	a.m.	18.38119	46%	49.42

N°	Fecha	Hora	am/pm	TIRANTE (CM) PUNTO P-15 COLEC ALAMEDA NORTE	TIRANTE (%)	Q (L/S) PUNTO P- 15 COLEC ALAMEDA NORTE
561	02/08/15	09:15:00	a.m.	18.44438	46%	49.42
562	02/08/15	09:20:00	a.m.	18.55656	46%	49.42
563	02/08/15	09:25:00	a.m.	18.65667	47%	51.31
564	02/08/15	09:30:00	a.m.	18.65099	47%	51.31
565	02/08/15	09:35:00	a.m.	18.51751	46%	49.42
566	02/08/15	09:40:00	a.m.	18.83663	47%	51.31
567	02/08/15	09:45:00	a.m.	18.78447	47%	51.31
568	02/08/15	09:50:00	a.m.	18.83204	47%	51.31
569	02/08/15	09:55:00	a.m.	18.90801	47%	51.31
570	02/08/15	10:00:00	a.m.	19.00173	48%	53.22
571	02/08/15	10:05:00	a.m.	19.01451	48%	53.22
572	02/08/15	10:10:00	a.m.	18.9854	47%	51.31
573	02/08/15	10:15:00	a.m.	19.05356	48%	53.22
574	02/08/15	10:20:00	a.m.	19.27224	48%	53.22
575	02/08/15	10:25:00	a.m.	19.28289	48%	53.22
576	02/08/15	10:30:00	a.m.	19.56476	49%	55.14
577	02/08/15	10:35:00	a.m.	19.4682	49%	55.14
578	02/08/15	10:40:00	a.m.	19.00599	48%	53.22
579	02/08/15	10:45:00	a.m.	18.74471	47%	51.31
580	02/08/15	10:50:00	a.m.	19.06847	48%	53.22
581	02/08/15	10:55:00	a.m.	19.02587	48%	53.22
582	02/08/15	11:00:00	a.m.	19.15864	48%	53.22
583	02/08/15	11:05:00	a.m.	18.85547	47%	51.31
584	02/08/15	11:10:00	a.m.	18.79796	47%	51.31
585	02/08/15	11:15:00	a.m.	18.97901	47%	51.31
586	02/08/15	11:20:00	a.m.	19.06847	48%	53.22
587	02/08/15	11:25:00	a.m.	18.48698	46%	49.42
588	02/08/15	11:30:00	a.m.	18.68436	47%	51.31
589	02/08/15	11:35:00	a.m.	18.71063	47%	51.31
590	02/08/15	11:40:00	a.m.	18.84269	47%	51.31
591	02/08/15	11:45:00	a.m.	18.57573	46%	49.42
592	02/08/15	11:50:00	a.m.	18.71844	47%	51.31
593	02/08/15	11:55:00	a.m.	18.98043	47%	51.31
594	02/08/15	12:00:00	p.m.	19.03652	48%	53.22
595	02/08/15	12:05:00	p.m.	19.06421	48%	53.22
596	02/08/15	12:10:00	p.m.	19.11249	48%	53.22
597	02/08/15	12:15:00	p.m.	18.78944	47%	51.31
598	02/08/15	12:20:00	p.m.	19.07486	48%	53.22
599	02/08/15	12:25:00	p.m.	19.01806	48%	53.22
600	02/08/15	12:30:00	p.m.	18.80364	47%	51.31
601	02/08/15	12:35:00	p.m.	18.85476	47%	51.31
602	02/08/15	12:40:00	p.m.	18.80222	47%	51.31

N°	Fecha	Hora	am/pm	TIRANTE (CM) PUNTO P-15 COLEC ALAMEDA NORTE	TIRANTE (%)	Q (L/S) PUNTO P- 15 COLEC ALAMEDA NORTE
603	02/08/15	12:45:00	p.m.	18.85831	47%	51.31
604	02/08/15	12:50:00	p.m.	18.76104	47%	51.31
605	02/08/15	12:55:00	p.m.	18.78944	47%	51.31
606	02/08/15	01:00:00	p.m.	18.70282	47%	51.31
607	02/08/15	01:05:00	p.m.	18.53526	46%	49.42
608	02/08/15	01:10:00	p.m.	18.53171	46%	49.42
609	02/08/15	01:15:00	p.m.	18.46994	46%	49.42
610	02/08/15	01:20:00	p.m.	18.52035	46%	49.42
611	02/08/15	01:25:00	p.m.	18.71844	47%	51.31
612	02/08/15	01:30:00	p.m.	18.60342	47%	51.31
613	02/08/15	01:35:00	p.m.	18.44651	46%	49.42
614	02/08/15	01:40:00	p.m.	18.19943	45%	47.54
615	02/08/15	01:45:00	p.m.	18.51893	46%	49.42
616	02/08/15	01:50:00	p.m.	18.44793	46%	49.42
617	02/08/15	01:55:00	p.m.	18.5665	46%	49.42
618	02/08/15	02:00:00	p.m.	18.66448	47%	51.31
619	02/08/15	02:05:00	p.m.	18.85902	47%	51.31
620	02/08/15	02:10:00	p.m.	18.57857	46%	49.42
621	02/08/15	02:15:00	p.m.	18.51112	46%	49.42
622	02/08/15	02:20:00	p.m.	18.36202	46%	49.42
623	02/08/15	02:25:00	p.m.	18.48343	46%	49.42
624	02/08/15	02:30:00	p.m.	18.25339	46%	49.42
625	02/08/15	02:35:00	p.m.	18.2683	46%	49.42
626	02/08/15	02:40:00	p.m.	18.51325	46%	49.42
627	02/08/15	02:45:00	p.m.	18.28108	46%	49.42
628	02/08/15	02:50:00	p.m.	18.16677	45%	47.54
629	02/08/15	02:55:00	p.m.	18.24416	46%	49.42
630	02/08/15	03:00:00	p.m.	18.21363	46%	49.42
631	02/08/15	03:05:00	p.m.	18.29102	46%	49.42
632	02/08/15	03:10:00	p.m.	18.34143	46%	49.42
633	02/08/15	03:15:00	p.m.	18.29599	46%	49.42
634	02/08/15	03:20:00	p.m.	18.21008	46%	49.42
635	02/08/15	03:25:00	p.m.	18.07589	45%	47.54
636	02/08/15	03:30:00	p.m.	18.14618	45%	47.54
637	02/08/15	03:35:00	p.m.	18.08867	45%	47.54
638	02/08/15	03:40:00	p.m.	18.19659	45%	47.54
639	02/08/15	03:45:00	p.m.	18.17387	45%	47.54
640	02/08/15	03:50:00	p.m.	18.19943	45%	47.54
641	02/08/15	03:55:00	p.m.	18.1547	45%	47.54
642	02/08/15	04:00:00	p.m.	17.96371	45%	47.54
643	02/08/15	04:05:00	p.m.	17.95022	45%	47.54
644	02/08/15	04:10:00	p.m.	18.08015	45%	47.54

N°	Fecha	Hora	am/pm	TIRANTE (CM) PUNTO P-15 COLEC ALAMEDA NORTE	TIRANTE (%)	Q (L/S) PUNTO P- 15 COLEC ALAMEDA NORTE
645	02/08/15	04:15:00	p.m.	17.96016	45%	47.54
646	02/08/15	04:20:00	p.m.	18.16251	45%	47.54
647	02/08/15	04:25:00	p.m.	18.17955	45%	47.54
648	02/08/15	04:30:00	p.m.	18.16464	45%	47.54
649	02/08/15	04:35:00	p.m.	18.01412	45%	47.54
650	02/08/15	04:40:00	p.m.	17.95448	45%	47.54
651	02/08/15	04:45:00	p.m.	17.92537	45%	47.54
652	02/08/15	04:50:00	p.m.	17.78763	44%	45.68
653	02/08/15	04:55:00	p.m.	17.79544	44%	45.68
654	02/08/15	05:00:00	p.m.	17.84656	45%	47.54
655	02/08/15	05:05:00	p.m.	17.43831	44%	45.68
656	02/08/15	05:10:00	p.m.	17.50789	44%	45.68
657	02/08/15	05:15:00	p.m.	17.57818	44%	45.68
658	02/08/15	05:20:00	p.m.	17.5583	44%	45.68
659	02/08/15	05:25:00	p.m.	17.36021	43%	43.85
660	02/08/15	05:30:00	p.m.	17.49582	44%	45.68
661	02/08/15	05:35:00	p.m.	17.42127	44%	45.68
662	02/08/15	05:40:00	p.m.	17.62007	44%	45.68
663	02/08/15	05:45:00	p.m.	17.58031	44%	45.68
664	02/08/15	05:50:00	p.m.	17.40849	44%	45.68
665	02/08/15	05:55:00	p.m.	17.2317	43%	43.85
666	02/08/15	06:00:00	p.m.	16.91788	42%	42.03
667	02/08/15	06:05:00	p.m.	17.17987	43%	43.85
668	02/08/15	06:10:00	p.m.	17.06059	43%	43.85
669	02/08/15	06:15:00	p.m.	17.12023	43%	43.85
670	02/08/15	06:20:00	p.m.	17.70172	44%	45.68
671	02/08/15	06:25:00	p.m.	17.57889	44%	45.68
672	02/08/15	06:30:00	p.m.	17.6293	44%	45.68
673	02/08/15	06:35:00	p.m.	17.41417	44%	45.68
674	02/08/15	06:40:00	p.m.	17.51925	44%	45.68
675	02/08/15	06:45:00	p.m.	17.27146	43%	43.85
676	02/08/15	06:50:00	p.m.	17.36234	43%	43.85
677	02/08/15	06:55:00	p.m.	17.0826	43%	43.85
678	02/08/15	07:00:00	p.m.	16.96545	42%	42.03
679	02/08/15	07:05:00	p.m.	17.00379	43%	43.85
680	02/08/15	07:10:00	p.m.	17.06343	43%	43.85
681	02/08/15	07:15:00	p.m.	17.07692	43%	43.85
682	02/08/15	07:20:00	p.m.	17.06982	43%	43.85
683	02/08/15	07:25:00	p.m.	16.80925	42%	42.03
684	02/08/15	07:30:00	p.m.	16.70275	42%	42.03
685	02/08/15	07:35:00	p.m.	16.84475	42%	42.03
686	02/08/15	07:40:00	p.m.	16.44502	41%	40.23

N°	Fecha	Hora	am/pm	TIRANTE (CM) PUNTO P-15 COLEC ALAMEDA NORTE	TIRANTE (%)	Q (L/S) PUNTO P- 15 COLEC ALAMEDA NORTE
687	02/08/15	07:45:00	p.m.	16.51957	41%	40.23
688	02/08/15	07:50:00	p.m.	16.36195	41%	40.23
689	02/08/15	07:55:00	p.m.	16.29592	41%	40.23
690	02/08/15	08:00:00	p.m.	16.43366	41%	40.23
691	02/08/15	08:05:00	p.m.	16.42301	41%	40.23
692	02/08/15	08:10:00	p.m.	16.2306	41%	40.23
693	02/08/15	08:15:00	p.m.	16.35343	41%	40.23
694	02/08/15	08:20:00	p.m.	16.15179	40%	38.46
695	02/08/15	08:25:00	p.m.	16.02044	40%	38.46
696	02/08/15	08:30:00	p.m.	16.05026	40%	38.46
697	02/08/15	08:35:00	p.m.	16.0815	40%	38.46
698	02/08/15	08:40:00	p.m.	16.02115	40%	38.46
699	02/08/15	08:45:00	p.m.	15.95938	40%	38.46
700	02/08/15	08:50:00	p.m.	15.84294	40%	38.46
701	02/08/15	08:55:00	p.m.	15.80389	40%	38.46
702	02/08/15	09:00:00	p.m.	15.81099	40%	38.46
703	02/08/15	09:05:00	p.m.	15.82093	40%	38.46
704	02/08/15	09:10:00	p.m.	15.76129	39%	36.72
705	02/08/15	09:15:00	p.m.	15.8756	40%	38.46
706	02/08/15	09:20:00	p.m.	15.7833	39%	36.72
707	02/08/15	09:25:00	p.m.	15.78117	39%	36.72
708	02/08/15	09:30:00	p.m.	15.45528	39%	36.72
709	02/08/15	09:35:00	p.m.	15.58308	39%	36.72
710	02/08/15	09:40:00	p.m.	15.50711	39%	36.72
711	02/08/15	09:45:00	p.m.	15.71301	39%	36.72
712	02/08/15	09:50:00	p.m.	15.50924	39%	36.72
713	02/08/15	09:55:00	p.m.	15.28701	38%	35.00
714	02/08/15	10:00:00	p.m.	15.27565	38%	35.00
715	02/08/15	10:05:00	p.m.	15.41268	39%	36.72
716	02/08/15	10:10:00	p.m.	15.17128	38%	35.00
717	02/08/15	10:15:00	p.m.	15.19755	38%	35.00
718	02/08/15	10:20:00	p.m.	15.06194	38%	35.00
719	02/08/15	10:25:00	p.m.	15.13294	38%	35.00
720	02/08/15	10:30:00	p.m.	15.11306	38%	35.00
721	02/08/15	10:35:00	p.m.	15.14217	38%	35.00
722	02/08/15	10:40:00	p.m.	15.23518	38%	35.00
723	02/08/15	10:45:00	p.m.	15.02502	38%	35.00
724	02/08/15	10:50:00	p.m.	15.0591	38%	35.00
725	02/08/15	10:55:00	p.m.	15.04348	38%	35.00
726	02/08/15	11:00:00	p.m.	15.02999	38%	35.00
727	02/08/15	11:05:00	p.m.	14.92207	37%	33.31
728	02/08/15	11:10:00	p.m.	14.96467	37%	33.31

N°	Fecha	Hora	am/pm	TIRANTE (CM) PUNTO P-15 COLEC ALAMEDA NORTE	TIRANTE (%)	Q (L/S) PUNTO P- 15 COLEC ALAMEDA NORTE
729	02/08/15	11:15:00	p.m.	14.97745	37%	33.31
730	02/08/15	11:20:00	p.m.	14.98384	37%	33.31
731	02/08/15	11:25:00	p.m.	14.97461	37%	33.31
732	02/08/15	11:30:00	p.m.	14.84468	37%	33.31
733	02/08/15	11:35:00	p.m.	14.89722	37%	33.31
734	02/08/15	11:40:00	p.m.	14.59405	36%	31.64
735	02/08/15	11:45:00	p.m.	14.6615	37%	33.31
736	02/08/15	11:50:00	p.m.	14.79569	37%	33.31
737	02/08/15	11:55:00	p.m.	13.9089	35%	30.01
738	03/08/15	12:00:00	a.m.	14.22343	36%	31.64
739	03/08/15	12:05:00	a.m.	13.80737	35%	30.01
740	03/08/15	12:10:00	a.m.	13.59295	34%	28.41
741	03/08/15	12:15:00	a.m.	13.81873	35%	30.01
742	03/08/15	12:20:00	a.m.	14.03244	35%	30.01
743	03/08/15	12:25:00	a.m.	13.63626	34%	28.41
744	03/08/15	12:30:00	a.m.	13.4261	34%	28.41
745	03/08/15	12:35:00	a.m.	13.98771	35%	30.01
746	03/08/15	12:40:00	a.m.	13.84074	35%	30.01
747	03/08/15	12:45:00	a.m.	13.7669	34%	28.41
748	03/08/15	12:50:00	a.m.	13.80311	35%	30.01
749	03/08/15	12:55:00	a.m.	13.8734	35%	30.01
750	03/08/15	01:00:00	a.m.	14.08498	35%	30.01
751	03/08/15	01:05:00	a.m.	13.77542	34%	28.41
752	03/08/15	01:10:00	a.m.	13.28481	33%	26.84
753	03/08/15	01:15:00	a.m.	13.63697	34%	28.41
754	03/08/15	01:20:00	a.m.	13.72359	34%	28.41
755	03/08/15	01:25:00	a.m.	13.76619	34%	28.41
756	03/08/15	01:30:00	a.m.	13.6462	34%	28.41
757	03/08/15	01:35:00	a.m.	13.49923	34%	28.41
758	03/08/15	01:40:00	a.m.	13.71933	34%	28.41
759	03/08/15	01:45:00	a.m.	13.85423	35%	30.01
760	03/08/15	01:50:00	a.m.	13.84784	35%	30.01
761	03/08/15	01:55:00	a.m.	13.77187	34%	28.41
762	03/08/15	02:00:00	a.m.	13.76122	34%	28.41
763	03/08/15	02:05:00	a.m.	13.82512	35%	30.01
764	03/08/15	02:10:00	a.m.	13.74063	34%	28.41
765	03/08/15	02:15:00	a.m.	13.7598	34%	28.41
766	03/08/15	02:20:00	a.m.	13.78749	34%	28.41
767	03/08/15	02:25:00	a.m.	13.88263	35%	30.01
768	03/08/15	02:30:00	a.m.	13.71791	34%	28.41
769	03/08/15	02:35:00	a.m.	13.78039	34%	28.41
770	03/08/15	02:40:00	a.m.	13.55887	34%	28.41

N°	Fecha	Hora	am/pm	TIRANTE (CM) PUNTO P-15 COLEC ALAMEDA NORTE	TIRANTE (%)	Q (L/S) PUNTO P- 15 COLEC ALAMEDA NORTE
771	03/08/15	02:45:00	a.m.	13.58585	34%	28.41
772	03/08/15	02:50:00	a.m.	13.5539	34%	28.41
773	03/08/15	02:55:00	a.m.	13.81305	35%	30.01
774	03/08/15	03:00:00	a.m.	13.89967	35%	30.01
775	03/08/15	03:05:00	a.m.	13.78252	34%	28.41
776	03/08/15	03:10:00	a.m.	13.59366	34%	28.41
777	03/08/15	03:15:00	a.m.	13.55035	34%	28.41
778	03/08/15	03:20:00	a.m.	13.53331	34%	28.41
779	03/08/15	03:25:00	a.m.	13.54254	34%	28.41
780	03/08/15	03:30:00	a.m.	13.50988	34%	28.41
781	03/08/15	03:35:00	a.m.	13.56313	34%	28.41
782	03/08/15	03:40:00	a.m.	13.37498	33%	26.84
783	03/08/15	03:45:00	a.m.	13.38847	33%	26.84
784	03/08/15	03:50:00	a.m.	13.40196	34%	28.41
785	03/08/15	03:55:00	a.m.	13.25925	33%	26.84
786	03/08/15	04:00:00	a.m.	13.33025	33%	26.84
787	03/08/15	04:05:00	a.m.	13.33877	33%	26.84
788	03/08/15	04:10:00	a.m.	13.29617	33%	26.84
789	03/08/15	04:15:00	a.m.	13.20671	33%	26.84
790	03/08/15	04:20:00	a.m.	13.28552	33%	26.84
791	03/08/15	04:25:00	a.m.	13.29333	33%	26.84
792	03/08/15	04:30:00	a.m.	13.27771	33%	26.84
793	03/08/15	04:35:00	a.m.	13.32102	33%	26.84
794	03/08/15	04:40:00	a.m.	13.35794	33%	26.84
795	03/08/15	04:45:00	a.m.	13.31108	33%	26.84
796	03/08/15	04:50:00	a.m.	13.32102	33%	26.84
797	03/08/15	04:55:00	a.m.	13.42468	34%	28.41
798	03/08/15	05:00:00	a.m.	13.57165	34%	28.41
799	03/08/15	05:05:00	a.m.	13.97564	35%	30.01
800	03/08/15	05:15:00	a.m.	14.75451	37%	33.31
801	03/08/15	05:20:00	a.m.	14.70197	37%	33.31
802	03/08/15	05:25:00	a.m.	14.44069	36%	31.64
803	03/08/15	05:30:00	a.m.	14.47335	36%	31.64
804	03/08/15	05:35:00	a.m.	14.61606	37%	33.31
805	03/08/15	05:40:00	a.m.	14.66434	37%	33.31
806	03/08/15	05:45:00	a.m.	14.84255	37%	33.31
807	03/08/15	05:50:00	a.m.	14.90929	37%	33.31
808	03/08/15	05:55:00	a.m.	14.91071	37%	33.31
809	03/08/15	06:00:00	a.m.	14.73747	37%	33.31
810	03/08/15	06:05:00	a.m.	14.86243	37%	33.31
811	03/08/15	06:10:00	a.m.	14.9313	37%	33.31
812	03/08/15	06:15:00	a.m.	14.89225	37%	33.31

N°	Fecha	Hora	am/pm	TIRANTE (CM) PUNTO P-15 COLEC ALAMEDA NORTE	TIRANTE (%)	Q (L/S) PUNTO P- 15 COLEC ALAMEDA NORTE
813	03/08/15	06:20:00	a.m.	14.96538	37%	33.31
814	03/08/15	06:25:00	a.m.	15.49433	39%	36.72
815	03/08/15	06:30:00	a.m.	17.86431	45%	47.54
816	03/08/15	06:35:00	a.m.	16.64382	42%	42.03
817	03/08/15	06:40:00	a.m.	16.15889	40%	38.46
818	03/08/15	06:45:00	a.m.	15.79892	39%	36.72
819	03/08/15	06:50:00	a.m.	15.74496	39%	36.72
820	03/08/15	06:55:00	a.m.	15.91962	40%	38.46
821	03/08/15	07:00:00	a.m.	16.07298	40%	38.46
822	03/08/15	07:05:00	a.m.	16.30657	41%	40.23
823	03/08/15	07:10:00	a.m.	16.84262	42%	42.03
824	03/08/15	07:15:00	a.m.	16.7489	42%	42.03
825	03/08/15	07:20:00	a.m.	16.95054	42%	42.03
826	03/08/15	07:25:00	a.m.	16.97326	42%	42.03
827	03/08/15	07:30:00	a.m.	17.14437	43%	43.85
828	03/08/15	07:35:00	a.m.	17.48588	44%	45.68
829	03/08/15	07:40:00	a.m.	17.47736	44%	45.68
830	03/08/15	07:45:00	a.m.	17.32684	43%	43.85
831	03/08/15	07:50:00	a.m.	17.3311	43%	43.85
832	03/08/15	07:55:00	a.m.	17.65202	44%	45.68
833	03/08/15	08:00:00	a.m.	17.78053	44%	45.68
834	03/08/15	08:05:00	a.m.	17.56398	44%	45.68
835	03/08/15	08:10:00	a.m.	17.66338	44%	45.68
836	03/08/15	08:15:00	a.m.	17.61581	44%	45.68
837	03/08/15	08:20:00	a.m.	17.6577	44%	45.68
838	03/08/15	08:25:00	a.m.	17.46245	44%	45.68
839	03/08/15	08:30:00	a.m.	17.5796	44%	45.68
840	03/08/15	08:35:00	a.m.	17.43831	44%	45.68
841	03/08/15	08:40:00	a.m.	17.54197	44%	45.68
842	03/08/15	08:45:00	a.m.	17.69746	44%	45.68
843	03/08/15	08:50:00	a.m.	17.99708	45%	47.54
844	03/08/15	08:55:00	a.m.	17.77485	44%	45.68
845	03/08/15	09:00:00	a.m.	17.56043	44%	45.68
846	03/08/15	09:05:00	a.m.	17.85721	45%	47.54
847	03/08/15	09:10:00	a.m.	18.13908	45%	47.54
848	03/08/15	09:15:00	a.m.	18.4671	46%	49.42
849	03/08/15	09:20:00	a.m.	18.28676	46%	49.42
850	03/08/15	09:25:00	a.m.	18.26901	46%	49.42
851	03/08/15	09:30:00	a.m.	18.2754	46%	49.42
852	03/08/15	09:35:00	a.m.	18.73619	47%	51.31
853	03/08/15	09:40:00	a.m.	18.94919	47%	51.31
854	03/08/15	09:45:00	a.m.	19.13805	48%	53.22

N°	Fecha	Hora	am/pm	TIRANTE (CM) PUNTO P-15 COLEC ALAMEDA NORTE	TIRANTE (%)	Q (L/S) PUNTO P- 15 COLEC ALAMEDA NORTE
855	03/08/15	09:50:00	a.m.	18.88387	47%	51.31
856	03/08/15	09:55:00	a.m.	18.86612	47%	51.31
857	03/08/15	10:00:00	a.m.	19.36738	48%	53.22
858	03/08/15	10:05:00	a.m.	19.73516	49%	55.14
859	03/08/15	10:10:00	a.m.	18.64744	47%	51.31
860	03/08/15	10:15:00	a.m.	18.81145	47%	51.31
861	03/08/15	10:20:00	a.m.	18.81429	47%	51.31
862	03/08/15	10:25:00	a.m.	18.79725	47%	51.31
863	03/08/15	10:30:00	a.m.	18.56863	46%	49.42
864	03/08/15	10:35:00	a.m.	18.90233	47%	51.31
865	03/08/15	10:40:00	a.m.	18.64886	47%	51.31
866	03/08/15	10:45:00	a.m.	18.53526	46%	49.42
867	03/08/15	10:50:00	a.m.	18.72625	47%	51.31
868	03/08/15	10:55:00	a.m.	18.78944	47%	51.31
869	03/08/15	11:00:00	a.m.	18.83701	47%	51.31
870	03/08/15	11:05:00	a.m.	18.88813	47%	51.31
871	03/08/15	11:10:00	a.m.	19.12669	48%	53.22
872	03/08/15	11:15:00	a.m.	19.0351	48%	53.22
873	03/08/15	11:20:00	a.m.	18.80577	47%	51.31
874	03/08/15	11:25:00	a.m.	19.06705	48%	53.22
875	03/08/15	11:30:00	a.m.	18.99037	47%	51.31
876	03/08/15	11:35:00	a.m.	19.03794	48%	53.22
877	03/08/15	11:40:00	a.m.	19.11178	48%	53.22
878	03/08/15	11:45:00	a.m.	19.05498	48%	53.22
879	03/08/15	11:50:00	a.m.	19.09261	48%	53.22
880	03/08/15	11:55:00	a.m.	18.99747	47%	51.31
881	03/08/15	12:00:00	p.m.	19.22893	48%	53.22
882	03/08/15	12:05:00	p.m.	18.80719	47%	51.31
883	03/08/15	12:10:00	p.m.	18.73974	47%	51.31
884	03/08/15	12:15:00	p.m.	19.29496	48%	53.22
885	03/08/15	12:20:00	p.m.	19.27934	48%	53.22
886	03/08/15	12:25:00	p.m.	19.00031	48%	53.22
887	03/08/15	12:30:00	p.m.	19.2197	48%	53.22
888	03/08/15	12:35:00	p.m.	18.79654	47%	51.31
889	03/08/15	12:40:00	p.m.	18.93286	47%	51.31
890	03/08/15	12:45:00	p.m.	18.77382	47%	51.31
891	03/08/15	12:50:00	p.m.	18.74329	47%	51.31
892	03/08/15	12:55:00	p.m.	19.33117	48%	53.22
893	03/08/15	01:00:00	p.m.	19.13095	48%	53.22
894	03/08/15	01:05:00	p.m.	18.8221	47%	51.31
895	03/08/15	01:10:00	p.m.	19.39578	48%	53.22
896	03/08/15	01:15:00	p.m.	18.89381	47%	51.31

N°	Fecha	Hora	am/pm	TIRANTE (CM) PUNTO P-15 COLEC ALAMEDA NORTE	TIRANTE (%)	Q (L/S) PUNTO P- 15 COLEC ALAMEDA NORTE
897	03/08/15	01:20:00	p.m.	18.80577	47%	51.31
898	03/08/15	01:25:00	p.m.	18.61407	47%	51.31
899	03/08/15	01:30:00	p.m.	18.95629	47%	51.31
900	03/08/15	01:35:00	p.m.	18.13695	45%	47.54
901	03/08/15	01:40:00	p.m.	17.88064	45%	47.54
902	03/08/15	01:45:00	p.m.	17.77556	44%	45.68
903	03/08/15	01:50:00	p.m.	18.06098	45%	47.54
904	03/08/15	01:55:00	p.m.	17.84372	45%	47.54
905	03/08/15	02:00:00	p.m.	17.80183	45%	47.54
906	03/08/15	02:05:00	p.m.	17.77769	44%	45.68
907	03/08/15	02:10:00	p.m.	19.69327	49%	55.14
908	03/08/15	02:15:00	p.m.	23.37178	58%	72.76
909	03/08/15	02:20:00	p.m.	24.85994	62%	80.58
910	03/08/15	02:25:00	p.m.	24.85284	62%	80.58
911	03/08/15	02:30:00	p.m.	25.10134	63%	82.51
912	03/08/15	02:35:00	p.m.	25.42226	64%	84.43
913	03/08/15	02:40:00	p.m.	26.0428	65%	86.33
914	03/08/15	02:45:00	p.m.	26.05984	65%	86.33
915	03/08/15	02:50:00	p.m.	26.12161	65%	86.33
916	03/08/15	02:55:00	p.m.	26.01937	65%	86.33
917	03/08/15	03:00:00	p.m.	25.92991	65%	86.33
918	03/08/15	03:05:00	p.m.	25.69277	64%	84.43
919	03/08/15	03:10:00	p.m.	25.32357	63%	82.51
920	03/08/15	03:15:00	p.m.	25.13968	63%	82.51
921	03/08/15	03:20:00	p.m.	24.32176	61%	78.63
922	03/08/15	03:25:00	p.m.	22.83786	57%	70.79
923	03/08/15	03:30:00	p.m.	21.72742	54%	64.88
924	03/08/15	03:35:00	p.m.	20.69792	52%	60.96
925	03/08/15	03:40:00	p.m.	19.56405	49%	55.14
926	03/08/15	03:45:00	p.m.	19.27082	48%	53.22
927	03/08/15	03:50:00	p.m.	18.49976	46%	49.42
928	03/08/15	03:55:00	p.m.	17.78479	44%	45.68
929	03/08/15	04:00:00	p.m.	17.40565	44%	45.68
930	03/08/15	04:05:00	p.m.	17.44115	44%	45.68
931	03/08/15	04:10:00	p.m.	17.17632	43%	43.85
932	03/08/15	04:15:00	p.m.	17.45322	44%	45.68
933	03/08/15	04:20:00	p.m.	17.70669	44%	45.68
934	03/08/15	04:25:00	p.m.	17.29489	43%	43.85
935	03/08/15	04:30:00	p.m.	17.17916	43%	43.85
936	03/08/15	04:35:00	p.m.	16.87457	42%	42.03
937	03/08/15	04:40:00	p.m.	16.84191	42%	42.03
938	03/08/15	04:45:00	p.m.	17.23099	43%	43.85

N°	Fecha	Hora	am/pm	TIRANTE (CM) PUNTO P-15 COLEC ALAMEDA NORTE	TIRANTE (%)	Q (L/S) PUNTO P- 15 COLEC ALAMEDA NORTE
939	03/08/15	04:50:00	p.m.	17.20614	43%	43.85
940	03/08/15	04:55:00	p.m.	17.07479	43%	43.85
941	03/08/15	05:00:00	p.m.	17.0542	43%	43.85
942	03/08/15	05:05:00	p.m.	17.17774	43%	43.85
943	03/08/15	05:10:00	p.m.	17.04781	43%	43.85
944	03/08/15	05:15:00	p.m.	16.73115	42%	42.03
945	03/08/15	05:20:00	p.m.	17.0329	43%	43.85
946	03/08/15	05:25:00	p.m.	16.8128	42%	42.03
947	03/08/15	05:30:00	p.m.	17.13301	43%	43.85
948	03/08/15	05:35:00	p.m.	17.10958	43%	43.85
949	03/08/15	05:40:00	p.m.	16.80925	42%	42.03
950	03/08/15	05:45:00	p.m.	16.71269	42%	42.03
951	03/08/15	05:50:00	p.m.	16.95267	42%	42.03
952	03/08/15	05:55:00	p.m.	16.87457	42%	42.03
953	03/08/15	06:00:00	p.m.	16.72689	42%	42.03
954	03/08/15	06:05:00	p.m.	16.48194	41%	40.23
955	03/08/15	06:10:00	p.m.	16.6921	42%	42.03
956	03/08/15	06:15:00	p.m.	16.51886	41%	40.23
957	03/08/15	06:20:00	p.m.	16.50466	41%	40.23
958	03/08/15	06:25:00	p.m.	16.58773	41%	40.23
959	03/08/15	06:30:00	p.m.	16.36905	41%	40.23
960	03/08/15	06:35:00	p.m.	16.33568	41%	40.23
961	03/08/15	06:40:00	p.m.	16.35485	41%	40.23
962	03/08/15	06:45:00	p.m.	16.4933	41%	40.23
963	03/08/15	06:50:00	p.m.	16.82061	42%	42.03
964	03/08/15	06:55:00	p.m.	16.47413	41%	40.23
965	03/08/15	07:00:00	p.m.	16.34491	41%	40.23
966	03/08/15	07:05:00	p.m.	16.40952	41%	40.23
967	03/08/15	07:10:00	p.m.	16.31651	41%	40.23
968	03/08/15	07:15:00	p.m.	16.32858	41%	40.23
969	03/08/15	07:20:00	p.m.	16.37544	41%	40.23
970	03/08/15	07:25:00	p.m.	16.18729	40%	38.46
971	03/08/15	07:30:00	p.m.	15.94234	40%	38.46
972	03/08/15	07:35:00	p.m.	16.046	40%	38.46
973	03/08/15	07:40:00	p.m.	16.22918	41%	40.23
974	03/08/15	07:45:00	p.m.	16.24125	41%	40.23
975	03/08/15	07:50:00	p.m.	15.81454	40%	38.46
976	03/08/15	07:55:00	p.m.	15.81667	40%	38.46
977	03/08/15	08:00:00	p.m.	16.25971	41%	40.23
978	03/08/15	08:05:00	p.m.	16.35769	41%	40.23
979	03/08/15	08:10:00	p.m.	15.92956	40%	38.46
980	03/08/15	08:15:00	p.m.	15.8117	40%	38.46

N°	Fecha	Hora	am/pm	TIRANTE (CM) PUNTO P-15 COLEC ALAMEDA NORTE	TIRANTE (%)	Q (L/S) PUNTO P- 15 COLEC ALAMEDA NORTE
981	03/08/15	08:20:00	p.m.	15.75135	39%	36.72
982	03/08/15	08:25:00	p.m.	15.7975	39%	36.72
983	03/08/15	08:30:00	p.m.	15.5987	39%	36.72
984	03/08/15	08:35:00	p.m.	15.6626	39%	36.72
985	03/08/15	08:40:00	p.m.	15.56817	39%	36.72
986	03/08/15	08:45:00	p.m.	16.15534	40%	38.46
987	03/08/15	08:50:00	p.m.	15.09744	38%	35.00
988	03/08/15	08:55:00	p.m.	15.07472	38%	35.00
989	03/08/15	09:00:00	p.m.	15.09957	38%	35.00
990	03/08/15	09:05:00	p.m.	14.95189	37%	33.31
991	03/08/15	09:10:00	p.m.	14.88444	37%	33.31
992	03/08/15	09:15:00	p.m.	14.94976	37%	33.31
993	03/08/15	09:20:00	p.m.	14.81983	37%	33.31
994	03/08/15	09:25:00	p.m.	14.85178	37%	33.31
995	03/08/15	09:30:00	p.m.	14.94195	37%	33.31
996	03/08/15	09:35:00	p.m.	14.83119	37%	33.31
997	03/08/15	09:40:00	p.m.	14.82267	37%	33.31
998	03/08/15	09:45:00	p.m.	14.79427	37%	33.31
999	03/08/15	09:50:00	p.m.	14.78717	37%	33.31
1000	03/08/15	09:55:00	p.m.	14.89793	37%	33.31
1001	03/08/15	10:00:00	p.m.	14.75167	37%	33.31
1002	03/08/15	10:05:00	p.m.	14.62316	37%	33.31
1003	03/08/15	10:10:00	p.m.	14.63878	37%	33.31
1004	03/08/15	10:15:00	p.m.	14.52305	36%	31.64
1005	03/08/15	10:20:00	p.m.	14.65227	37%	33.31
1006	03/08/15	10:25:00	p.m.	14.76516	37%	33.31
1007	03/08/15	10:30:00	p.m.	14.58269	36%	31.64
1008	03/08/15	10:35:00	p.m.	14.55571	36%	31.64
1009	03/08/15	10:40:00	p.m.	14.51169	36%	31.64
1010	03/08/15	10:45:00	p.m.	14.49891	36%	31.64
1011	03/08/15	10:50:00	p.m.	14.54861	36%	31.64
1012	03/08/15	10:55:00	p.m.	14.57062	36%	31.64
1013	03/08/15	11:00:00	p.m.	14.73321	37%	33.31
1014	03/08/15	11:05:00	p.m.	14.54293	36%	31.64
1015	03/08/15	11:10:00	p.m.	14.21278	36%	31.64
1016	03/08/15	11:15:00	p.m.	14.19716	35%	30.01
1017	03/08/15	11:20:00	p.m.	13.8166	35%	30.01
1018	03/08/15	11:25:00	p.m.	13.74418	34%	28.41
1019	03/08/15	11:30:00	p.m.	13.97493	35%	30.01
1020	03/08/15	11:35:00	p.m.	13.67247	34%	28.41
1021	03/08/15	11:40:00	p.m.	13.78962	34%	28.41
1022	03/08/15	11:45:00	p.m.	13.9373	35%	30.01

N°	Fecha	Hora	am/pm	TIRANTE (CM) PUNTO P-15 COLEC ALAMEDA NORTE	TIRANTE (%)	Q (L/S) PUNTO P- 15 COLEC ALAMEDA NORTE
1023	03/08/15	11:50:00	p.m.	13.87198	35%	30.01
1024	03/08/15	11:55:00	p.m.	13.92452	35%	30.01
1025	04/08/15	12:00:00	a.m.	13.97919	35%	30.01
1026	04/08/15	12:05:00	a.m.	13.96854	35%	30.01
1027	04/08/15	12:10:00	a.m.	14.12048	35%	30.01
1028	04/08/15	12:15:00	a.m.	14.11977	35%	30.01
1029	04/08/15	12:20:00	a.m.	14.05871	35%	30.01
1030	04/08/15	12:25:00	a.m.	14.09279	35%	30.01
1031	04/08/15	12:30:00	a.m.	13.87766	35%	30.01
1032	04/08/15	12:35:00	a.m.	13.99907	35%	30.01
1033	04/08/15	12:40:00	a.m.	13.99623	35%	30.01
1034	04/08/15	12:45:00	a.m.	13.87127	35%	30.01
1035	04/08/15	12:50:00	a.m.	13.34374	33%	26.84
1036	04/08/15	12:55:00	a.m.	13.29617	33%	26.84
1037	04/08/15	01:00:00	a.m.	13.2983	33%	26.84
1038	04/08/15	01:05:00	a.m.	13.35013	33%	26.84
1039	04/08/15	01:10:00	a.m.	13.48929	34%	28.41
1040	04/08/15	01:15:00	a.m.	13.40835	34%	28.41
1041	04/08/15	01:20:00	a.m.	13.24079	33%	26.84
1042	04/08/15	01:25:00	a.m.	13.21523	33%	26.84
1043	04/08/15	01:30:00	a.m.	13.27061	33%	26.84
1044	04/08/15	01:35:00	a.m.	13.29404	33%	26.84
1045	04/08/15	01:40:00	a.m.	13.30824	33%	26.84
1046	04/08/15	01:45:00	a.m.	13.31605	33%	26.84
1047	04/08/15	01:50:00	a.m.	13.41829	34%	28.41
1048	04/08/15	01:55:00	a.m.	13.23298	33%	26.84
1049	04/08/15	02:00:00	a.m.	12.83964	32%	25.31
1050	04/08/15	02:05:00	a.m.	12.71965	32%	25.31
1051	04/08/15	02:10:00	a.m.	13.26777	33%	26.84
1052	04/08/15	02:15:00	a.m.	13.22375	33%	26.84
1053	04/08/15	02:20:00	a.m.	13.04412	33%	26.84
1054	04/08/15	02:25:00	a.m.	12.98661	32%	25.31
1055	04/08/15	02:30:00	a.m.	12.92129	32%	25.31
1056	04/08/15	02:35:00	a.m.	12.95324	32%	25.31
1057	04/08/15	02:40:00	a.m.	13.11725	33%	26.84
1058	04/08/15	02:45:00	a.m.	13.32315	33%	26.84
1059	04/08/15	02:50:00	a.m.	13.16979	33%	26.84
1060	04/08/15	02:55:00	a.m.	12.92555	32%	25.31
1061	04/08/15	03:00:00	a.m.	13.01572	33%	26.84
1062	04/08/15	03:05:00	a.m.	12.87656	32%	25.31
1063	04/08/15	03:10:00	a.m.	12.88792	32%	25.31
1064	04/08/15	03:15:00	a.m.	12.83041	32%	25.31

N°	Fecha	Hora	am/pm	TIRANTE (CM) PUNTO P-15 COLEC ALAMEDA NORTE	TIRANTE (%)	Q (L/S) PUNTO P- 15 COLEC ALAMEDA NORTE
1065	04/08/15	03:20:00	a.m.	12.95821	32%	25.31
1066	04/08/15	03:25:00	a.m.	12.85171	32%	25.31
1067	04/08/15	03:30:00	a.m.	12.82828	32%	25.31
1068	04/08/15	03:35:00	a.m.	12.84106	32%	25.31
1069	04/08/15	03:40:00	a.m.	12.9646	32%	25.31
1070	04/08/15	03:45:00	a.m.	13.0143	33%	26.84
1071	04/08/15	03:50:00	a.m.	12.91064	32%	25.31
1072	04/08/15	03:55:00	a.m.	12.88011	32%	25.31
1073	04/08/15	04:00:00	a.m.	12.87869	32%	25.31
1074	04/08/15	04:05:00	a.m.	12.95395	32%	25.31
1075	04/08/15	04:10:00	a.m.	13.12719	33%	26.84
1076	04/08/15	04:15:00	a.m.	12.86449	32%	25.31
1077	04/08/15	04:20:00	a.m.	12.86804	32%	25.31
1078	04/08/15	04:25:00	a.m.	12.95679	32%	25.31
1079	04/08/15	04:30:00	a.m.	13.11086	33%	26.84
1080	04/08/15	04:35:00	a.m.	13.15772	33%	26.84
1081	04/08/15	04:40:00	a.m.	12.89786	32%	25.31
1082	04/08/15	04:45:00	a.m.	13.03347	33%	26.84
1083	04/08/15	04:50:00	a.m.	13.0001	33%	26.84
1084	04/08/15	04:55:00	a.m.	13.15062	33%	26.84
1085	04/08/15	05:00:00	a.m.	13.07678	33%	26.84
1086	04/08/15	05:05:00	a.m.	13.10802	33%	26.84
1087	04/08/15	05:10:00	a.m.	13.22304	33%	26.84
1088	04/08/15	05:15:00	a.m.	13.135	33%	26.84
1089	04/08/15	05:20:00	a.m.	13.1563	33%	26.84
1090	04/08/15	05:25:00	a.m.	13.16908	33%	26.84
1091	04/08/15	05:30:00	a.m.	12.97028	32%	25.31
1092	04/08/15	05:35:00	a.m.	13.6604	34%	28.41
1093	04/08/15	05:40:00	a.m.	14.83119	37%	33.31
1094	04/08/15	05:45:00	a.m.	15.02644	38%	35.00
1095	04/08/15	05:50:00	a.m.	15.38854	38%	35.00
1096	04/08/15	05:55:00	a.m.	15.56888	39%	36.72
1097	04/08/15	06:00:00	a.m.	15.54048	39%	36.72
1098	04/08/15	06:05:00	a.m.	15.49078	39%	36.72
1099	04/08/15	06:10:00	a.m.	15.43966	39%	36.72
1100	04/08/15	06:15:00	a.m.	15.33387	38%	35.00
1101	04/08/15	06:20:00	a.m.	15.20465	38%	35.00
1102	04/08/15	06:25:00	a.m.	15.43256	39%	36.72
1103	04/08/15	06:30:00	a.m.	15.53409	39%	36.72
1104	04/08/15	06:35:00	a.m.	15.67822	39%	36.72
1105	04/08/15	06:40:00	a.m.	15.9111	40%	38.46
1106	04/08/15	06:45:00	a.m.	15.95583	40%	38.46

N°	Fecha	Hora	am/pm	TIRANTE (CM) PUNTO P-15 COLEC ALAMEDA NORTE	TIRANTE (%)	Q (L/S) PUNTO P- 15 COLEC ALAMEDA NORTE
1107	04/08/15	06:50:00	a.m.	15.90329	40%	38.46
1108	04/08/15	06:55:00	a.m.	16.34562	41%	40.23
1109	04/08/15	07:00:00	a.m.	16.44431	41%	40.23
1110	04/08/15	07:05:00	a.m.	16.79718	42%	42.03
1111	04/08/15	07:10:00	a.m.	17.51144	44%	45.68
1112	04/08/15	07:15:00	a.m.	17.33891	43%	43.85
1113	04/08/15	07:20:00	a.m.	17.52564	44%	45.68
1114	04/08/15	07:25:00	a.m.	17.82455	45%	47.54
1115	04/08/15	07:30:00	a.m.	17.84301	45%	47.54
1116	04/08/15	07:35:00	a.m.	17.91898	45%	47.54
1117	04/08/15	07:40:00	a.m.	17.90052	45%	47.54
1118	04/08/15	07:45:00	a.m.	17.85082	45%	47.54
1119	04/08/15	07:50:00	a.m.	17.83307	45%	47.54
1120	04/08/15	07:55:00	a.m.	17.96584	45%	47.54
1121	04/08/15	08:00:00	a.m.	18.05672	45%	47.54
1122	04/08/15	08:05:00	a.m.	17.86147	45%	47.54
1123	04/08/15	08:10:00	a.m.	17.66125	44%	45.68
1124	04/08/15	08:15:00	a.m.	17.63498	44%	45.68
1125	04/08/15	08:20:00	a.m.	17.679	44%	45.68
1126	04/08/15	08:25:00	a.m.	17.65202	44%	45.68
1127	04/08/15	08:30:00	a.m.	17.88064	45%	47.54
1128	04/08/15	08:35:00	a.m.	17.80467	45%	47.54
1129	04/08/15	08:40:00	a.m.	17.76917	44%	45.68
1130	04/08/15	08:45:00	a.m.	17.66906	44%	45.68
1131	04/08/15	08:50:00	a.m.	17.963	45%	47.54
1132	04/08/15	08:55:00	a.m.	18.17671	45%	47.54
1133	04/08/15	09:00:00	a.m.	19.42347	49%	55.14
1134	04/08/15	09:05:00	a.m.	18.33504	46%	49.42
1135	04/08/15	09:10:00	a.m.	18.26404	46%	49.42
1136	04/08/15	09:15:00	a.m.	18.12275	45%	47.54
1137	04/08/15	09:20:00	a.m.	18.86825	47%	51.31
1138	04/08/15	09:25:00	a.m.	18.42024	46%	49.42
1139	04/08/15	09:30:00	a.m.	18.15825	45%	47.54
1140	04/08/15	09:35:00	a.m.	18.30593	46%	49.42
1141	04/08/15	09:40:00	a.m.	18.50331	46%	49.42
1142	04/08/15	09:45:00	a.m.	18.78944	47%	51.31
1143	04/08/15	09:50:00	a.m.	18.92434	47%	51.31
1144	04/08/15	09:55:00	a.m.	18.64105	47%	51.31
1145	04/08/15	10:00:00	a.m.	18.30167	46%	49.42
1146	04/08/15	10:05:00	a.m.	18.62259	47%	51.31
1147	04/08/15	10:10:00	a.m.	18.42521	46%	49.42
1148	04/08/15	10:15:00	a.m.	18.81429	47%	51.31

N°	Fecha	Hora	am/pm	TIRANTE (CM) PUNTO P-15 COLEC ALAMEDA NORTE	TIRANTE (%)	Q (L/S) PUNTO P- 15 COLEC ALAMEDA NORTE
1149	04/08/15	10:20:00	a.m.	18.95061	47%	51.31
1150	04/08/15	10:25:00	a.m.	18.90304	47%	51.31
1151	04/08/15	10:30:00	a.m.	19.08835	48%	53.22
1152	04/08/15	10:35:00	a.m.	19.1345	48%	53.22
			Max	26.12	65%	86.33
			Prom	16.63	42%	41.63
			Min	12.72	32%	25.31

2.17 PUNTO P-18 COLECTOR 3 – COLECTOR PRINCIPAL LOS PORTALES DE MONARCA

N°	Fecha	Hora	am/pm	TIRANTE (CM) PUNTO P-18 COLECTOR 3 - COL. PRINC. LOS PORTALES MENORCA	TIRANTE (%)	Q (L/S) PUNTO P-18 COLECTOR 3 - COL. PRINC. LOS PORTALES MENORCA
1	26/08/15	09:50:00	a.m.	16.291	27%	49.63
2	26/08/15	09:55:00	a.m.	16.341	27%	49.63
3	26/08/15	10:00:00	a.m.	16.789	28%	53.30
4	26/08/15	10:05:00	a.m.	16.871	28%	53.30
5	26/08/15	10:10:00	a.m.	16.624	28%	53.30
6	26/08/15	10:15:00	a.m.	16.415	27%	49.63
7	26/08/15	10:20:00	a.m.	16.319	27%	49.63
8	26/08/15	10:25:00	a.m.	16.369	27%	49.63
9	26/08/15	10:30:00	a.m.	16.23	27%	49.63
10	26/08/15	10:35:00	a.m.	16.244	27%	49.63
11	26/08/15	10:40:00	a.m.	16.171	27%	49.63
12	26/08/15	10:45:00	a.m.	16.321	27%	49.63
13	26/08/15	10:50:00	a.m.	16.464	27%	49.63
14	26/08/15	10:55:00	a.m.	16.322	27%	49.63
15	26/08/15	11:00:00	a.m.	16.316	27%	49.63
16	26/08/15	11:05:00	a.m.	16.373	27%	49.63
17	26/08/15	11:10:00	a.m.	16.486	27%	49.63
18	26/08/15	11:15:00	a.m.	16.417	27%	49.63
19	26/08/15	11:20:00	a.m.	16.396	27%	49.63
20	26/08/15	11:25:00	a.m.	16.579	28%	53.30
21	26/08/15	11:30:00	a.m.	16.693	28%	53.30
22	26/08/15	11:35:00	a.m.	16.881	28%	53.30
23	26/08/15	11:40:00	a.m.	16.619	28%	53.30
24	26/08/15	11:45:00	a.m.	16.421	27%	49.63
25	26/08/15	11:50:00	a.m.	16.384	27%	49.63
26	26/08/15	11:55:00	a.m.	16.636	28%	53.30
27	26/08/15	12:00:00	p.m.	16.684	28%	53.30
28	26/08/15	12:05:00	p.m.	16.689	28%	53.30
29	26/08/15	12:10:00	p.m.	16.695	28%	53.30
30	26/08/15	12:15:00	p.m.	16.577	28%	53.30
31	26/08/15	12:20:00	p.m.	16.505	28%	53.30
32	26/08/15	12:25:00	p.m.	16.471	27%	49.63
33	26/08/15	12:30:00	p.m.	16.573	28%	53.30
34	26/08/15	12:35:00	p.m.	16.629	28%	53.30
35	26/08/15	12:40:00	p.m.	16.746	28%	53.30
36	26/08/15	12:45:00	p.m.	16.622	28%	53.30
37	26/08/15	12:50:00	p.m.	16.52	28%	53.30
38	26/08/15	12:55:00	p.m.	16.457	27%	49.63

N°	Fecha	Hora	am/pm	TIRANTE (CM) PUNTO P-18 COLECTOR 3 - COL. PRINC. LOS PORTALES MENORCA	TIRANTE (%)	Q (L/S) PUNTO P-18 COLECTOR 3 - COL. PRINC. LOS PORTALES MENORCA
39	26/08/15	01:00:00	p.m.	16.573	28%	53.30
40	26/08/15	01:05:00	p.m.	16.528	28%	53.30
41	26/08/15	01:10:00	p.m.	16.602	28%	53.30
42	26/08/15	01:15:00	p.m.	16.445	27%	49.63
43	26/08/15	01:20:00	p.m.	16.351	27%	49.63
44	26/08/15	01:25:00	p.m.	17.409	29%	57.08
45	26/08/15	01:30:00	p.m.	17.766	30%	60.96
46	26/08/15	01:35:00	p.m.	17.847	30%	60.96
47	26/08/15	01:40:00	p.m.	17.598	29%	57.08
48	26/08/15	01:45:00	p.m.	17.538	29%	57.08
49	26/08/15	01:50:00	p.m.	17.572	29%	57.08
50	26/08/15	01:55:00	p.m.	17.465	29%	57.08
51	26/08/15	02:00:00	p.m.	17.179	29%	57.08
52	26/08/15	02:05:00	p.m.	17.151	29%	57.08
53	26/08/15	02:10:00	p.m.	16.978	28%	53.30
54	26/08/15	02:15:00	p.m.	17.027	28%	53.30
55	26/08/15	02:20:00	p.m.	17.195	29%	57.08
56	26/08/15	02:25:00	p.m.	16.917	28%	53.30
57	26/08/15	02:30:00	p.m.	16.934	28%	53.30
58	26/08/15	02:35:00	p.m.	16.935	28%	53.30
59	26/08/15	02:40:00	p.m.	16.758	28%	53.30
60	26/08/15	02:45:00	p.m.	16.751	28%	53.30
61	26/08/15	02:50:00	p.m.	16.64	28%	53.30
62	26/08/15	02:55:00	p.m.	16.857	28%	53.30
63	26/08/15	03:00:00	p.m.	16.769	28%	53.30
64	26/08/15	03:05:00	p.m.	16.899	28%	53.30
65	26/08/15	03:10:00	p.m.	16.981	28%	53.30
66	26/08/15	03:15:00	p.m.	16.927	28%	53.30
67	26/08/15	03:20:00	p.m.	16.819	28%	53.30
68	26/08/15	03:25:00	p.m.	16.945	28%	53.30
69	26/08/15	03:30:00	p.m.	17.399	29%	57.08
70	26/08/15	03:35:00	p.m.	17.452	29%	57.08
71	26/08/15	03:40:00	p.m.	17.449	29%	57.08
72	26/08/15	03:45:00	p.m.	17.091	28%	53.30
73	26/08/15	03:50:00	p.m.	16.991	28%	53.30
74	26/08/15	03:55:00	p.m.	16.785	28%	53.30
75	26/08/15	04:00:00	p.m.	16.318	27%	49.63
76	26/08/15	04:05:00	p.m.	16.384	27%	49.63
77	26/08/15	04:10:00	p.m.	16.464	27%	49.63
78	26/08/15	04:15:00	p.m.	16.634	28%	53.30
79	26/08/15	04:20:00	p.m.	16.685	28%	53.30
80	26/08/15	04:25:00	p.m.	16.865	28%	53.30

N°	Fecha	Hora	am/pm	TIRANTE (CM) PUNTO P-18 COLECTOR 3 - COL. PRINC. LOS PORTALES MENORCA	TIRANTE (%)	Q (L/S) PUNTO P-18 COLECTOR 3 - COL. PRINC. LOS PORTALES MENORCA
81	26/08/15	04:30:00	p.m.	16.924	28%	53.30
82	26/08/15	04:35:00	p.m.	17.031	28%	53.30
83	26/08/15	04:40:00	p.m.	17.147	29%	57.08
84	26/08/15	04:45:00	p.m.	17.069	28%	53.30
85	26/08/15	04:50:00	p.m.	17.068	28%	53.30
86	26/08/15	04:55:00	p.m.	17.094	28%	53.30
87	26/08/15	05:00:00	p.m.	17.024	28%	53.30
88	26/08/15	05:05:00	p.m.	16.89	28%	53.30
89	26/08/15	05:10:00	p.m.	16.904	28%	53.30
90	26/08/15	05:15:00	p.m.	17.052	28%	53.30
91	26/08/15	05:20:00	p.m.	17.019	28%	53.30
92	26/08/15	05:25:00	p.m.	16.754	28%	53.30
93	26/08/15	05:30:00	p.m.	16.639	28%	53.30
94	26/08/15	05:35:00	p.m.	16.509	28%	53.30
95	26/08/15	05:40:00	p.m.	16.441	27%	49.63
96	26/08/15	05:45:00	p.m.	16.492	27%	49.63
97	26/08/15	05:50:00	p.m.	16.844	28%	53.30
98	26/08/15	05:55:00	p.m.	17.082	28%	53.30
99	26/08/15	06:00:00	p.m.	16.932	28%	53.30
100	26/08/15	06:05:00	p.m.	16.754	28%	53.30
101	26/08/15	06:10:00	p.m.	16.706	28%	53.30
102	26/08/15	06:15:00	p.m.	16.461	27%	49.63
103	26/08/15	06:20:00	p.m.	16.499	27%	49.63
104	26/08/15	06:25:00	p.m.	16.441	27%	49.63
105	26/08/15	06:30:00	p.m.	16.262	27%	49.63
106	26/08/15	06:35:00	p.m.	16.097	27%	49.63
107	26/08/15	06:40:00	p.m.	16.173	27%	49.63
108	26/08/15	06:45:00	p.m.	16.746	28%	53.30
109	26/08/15	06:50:00	p.m.	16.735	28%	53.30
110	26/08/15	06:55:00	p.m.	16.719	28%	53.30
111	26/08/15	07:00:00	p.m.	16.457	27%	49.63
112	26/08/15	07:05:00	p.m.	16.204	27%	49.63
113	26/08/15	07:10:00	p.m.	16.347	27%	49.63
114	26/08/15	07:15:00	p.m.	16.271	27%	49.63
115	26/08/15	07:20:00	p.m.	16.4	27%	49.63
116	26/08/15	07:25:00	p.m.	16.599	28%	53.30
117	26/08/15	07:30:00	p.m.	16.983	28%	53.30
118	26/08/15	07:35:00	p.m.	16.953	28%	53.30
119	26/08/15	07:40:00	p.m.	16.782	28%	53.30
120	26/08/15	07:45:00	p.m.	16.461	27%	49.63
121	26/08/15	07:50:00	p.m.	16.156	27%	49.63
122	26/08/15	07:55:00	p.m.	21.689	36%	86.30

N°	Fecha	Hora	am/pm	TIRANTE (CM) PUNTO P-18 COLECTOR 3 - COL. PRINC. LOS PORTALES MENORCA	TIRANTE (%)	Q (L/S) PUNTO P-18 COLECTOR 3 - COL. PRINC. LOS PORTALES MENORCA
123	26/08/15	08:00:00	p.m.	14.586	24%	39.32
124	26/08/15	08:05:00	p.m.	14.266	24%	39.32
125	26/08/15	08:10:00	p.m.	15.855	26%	46.08
126	26/08/15	08:15:00	p.m.	15.299	25%	42.64
127	26/08/15	08:20:00	p.m.	15.008	25%	42.64
128	26/08/15	08:25:00	p.m.	12.219	20%	27.26
129	26/08/15	08:30:00	p.m.	11.036	18%	22.00
130	26/08/15	08:35:00	p.m.	10.315	17%	19.57
131	26/08/15	08:40:00	p.m.	9.657	16%	17.28
132	26/08/15	08:45:00	p.m.	10.029	17%	19.57
133	26/08/15	08:50:00	p.m.	21.159	35%	81.85
134	26/08/15	08:55:00	p.m.	20.31	34%	77.48
135	26/08/15	09:00:00	p.m.	18.2	30%	60.96
136	26/08/15	09:05:00	p.m.	17.345	29%	57.08
137	26/08/15	09:10:00	p.m.	17.048	28%	53.30
138	26/08/15	09:15:00	p.m.	16.659	28%	53.30
139	26/08/15	09:20:00	p.m.	16.229	27%	49.63
140	26/08/15	09:25:00	p.m.	15.853	26%	46.08
141	26/08/15	09:30:00	p.m.	15.97	27%	49.63
142	26/08/15	09:35:00	p.m.	16.225	27%	49.63
143	26/08/15	09:40:00	p.m.	16.377	27%	49.63
144	26/08/15	09:45:00	p.m.	16.122	27%	49.63
145	26/08/15	09:50:00	p.m.	16.426	27%	49.63
146	26/08/15	09:55:00	p.m.	16.613	28%	53.30
147	26/08/15	10:00:00	p.m.	16.454	27%	49.63
148	26/08/15	10:05:00	p.m.	16.395	27%	49.63
149	26/08/15	10:10:00	p.m.	16.898	28%	53.30
150	26/08/15	10:15:00	p.m.	17.197	29%	57.08
151	26/08/15	10:20:00	p.m.	17.687	29%	57.08
152	26/08/15	10:25:00	p.m.	18.151	30%	60.96
153	26/08/15	10:30:00	p.m.	17.797	30%	60.96
154	26/08/15	10:35:00	p.m.	18.511	31%	64.94
155	26/08/15	10:40:00	p.m.	18.883	31%	64.94
156	26/08/15	10:45:00	p.m.	18.46	31%	64.94
157	26/08/15	10:50:00	p.m.	18.665	31%	64.94
158	26/08/15	10:55:00	p.m.	18.52	31%	64.94
159	26/08/15	11:00:00	p.m.	18.233	30%	60.96
160	26/08/15	11:05:00	p.m.	18.158	30%	60.96
161	26/08/15	11:10:00	p.m.	18.398	31%	64.94
162	26/08/15	11:15:00	p.m.	18.279	30%	60.96
163	26/08/15	11:20:00	p.m.	18.491	31%	64.94
164	26/08/15	11:25:00	p.m.	18.439	31%	64.94

N°	Fecha	Hora	am/pm	TIRANTE (CM) PUNTO P-18 COLECTOR 3 - COL. PRINC. LOS PORTALES MENORCA	TIRANTE (%)	Q (L/S) PUNTO P-18 COLECTOR 3 - COL. PRINC. LOS PORTALES MENORCA
165	26/08/15	11:30:00	p.m.	18.453	31%	64.94
166	26/08/15	11:35:00	p.m.	18.299	30%	60.96
167	26/08/15	11:40:00	p.m.	18.377	31%	64.94
168	26/08/15	11:45:00	p.m.	18.357	31%	64.94
169	26/08/15	11:50:00	p.m.	18.354	31%	64.94
170	26/08/15	11:55:00	p.m.	18.322	31%	64.94
171	27/08/15	12:00:00	a.m.	18.313	31%	64.94
172	27/08/15	12:05:00	a.m.	18.311	31%	64.94
173	27/08/15	12:10:00	a.m.	18.242	30%	60.96
174	27/08/15	12:15:00	a.m.	18.217	30%	60.96
175	27/08/15	12:20:00	a.m.	18.208	30%	60.96
176	27/08/15	12:25:00	a.m.	18.282	30%	60.96
177	27/08/15	12:30:00	a.m.	18.179	30%	60.96
178	27/08/15	12:35:00	a.m.	18.225	30%	60.96
179	27/08/15	12:40:00	a.m.	18.052	30%	60.96
180	27/08/15	12:45:00	a.m.	17.971	30%	60.96
181	27/08/15	12:50:00	a.m.	17.917	30%	60.96
182	27/08/15	12:55:00	a.m.	17.95	30%	60.96
183	27/08/15	01:00:00	a.m.	18.194	30%	60.96
184	27/08/15	01:05:00	a.m.	18.258	30%	60.96
185	27/08/15	01:10:00	a.m.	18.301	31%	64.94
186	27/08/15	01:15:00	a.m.	18.096	30%	60.96
187	27/08/15	01:20:00	a.m.	17.858	30%	60.96
188	27/08/15	01:25:00	a.m.	17.956	30%	60.96
189	27/08/15	01:30:00	a.m.	17.718	30%	60.96
190	27/08/15	01:35:00	a.m.	17.65	29%	57.08
191	27/08/15	01:40:00	a.m.	17.709	30%	60.96
192	27/08/15	01:45:00	a.m.	17.778	30%	60.96
193	27/08/15	01:50:00	a.m.	17.702	30%	60.96
194	27/08/15	01:55:00	a.m.	17.493	29%	57.08
195	27/08/15	02:00:00	a.m.	17.572	29%	57.08
196	27/08/15	02:05:00	a.m.	17.549	29%	57.08
197	27/08/15	02:10:00	a.m.	17.492	29%	57.08
198	27/08/15	02:15:00	a.m.	17.359	29%	57.08
199	27/08/15	02:20:00	a.m.	17.288	29%	57.08
200	27/08/15	02:25:00	a.m.	17.284	29%	57.08
201	27/08/15	02:30:00	a.m.	17.076	28%	53.30
202	27/08/15	02:35:00	a.m.	17.062	28%	53.30
203	27/08/15	02:40:00	a.m.	16.931	28%	53.30
204	27/08/15	02:45:00	a.m.	16.962	28%	53.30
205	27/08/15	02:50:00	a.m.	16.9	28%	53.30
206	27/08/15	02:55:00	a.m.	16.846	28%	53.30

N°	Fecha	Hora	am/pm	TIRANTE (CM) PUNTO P-18 COLECTOR 3 - COL. PRINC. LOS PORTALES MENORCA	TIRANTE (%)	Q (L/S) PUNTO P-18 COLECTOR 3 - COL. PRINC. LOS PORTALES MENORCA
207	27/08/15	03:00:00	a.m.	16.689	28%	53.30
208	27/08/15	03:05:00	a.m.	16.698	28%	53.30
209	27/08/15	03:10:00	a.m.	16.661	28%	53.30
210	27/08/15	03:15:00	a.m.	16.588	28%	53.30
211	27/08/15	03:20:00	a.m.	16.615	28%	53.30
212	27/08/15	03:25:00	a.m.	16.605	28%	53.30
213	27/08/15	03:30:00	a.m.	16.655	28%	53.30
214	27/08/15	03:35:00	a.m.	16.532	28%	53.30
215	27/08/15	03:40:00	a.m.	16.424	27%	49.63
216	27/08/15	03:45:00	a.m.	16.453	27%	49.63
217	27/08/15	03:50:00	a.m.	16.537	28%	53.30
218	27/08/15	03:55:00	a.m.	16.731	28%	53.30
219	27/08/15	04:00:00	a.m.	16.866	28%	53.30
220	27/08/15	04:05:00	a.m.	16.865	28%	53.30
221	27/08/15	04:10:00	a.m.	16.619	28%	53.30
222	27/08/15	04:15:00	a.m.	16.468	27%	49.63
223	27/08/15	04:20:00	a.m.	16.338	27%	49.63
224	27/08/15	04:25:00	a.m.	16.237	27%	49.63
225	27/08/15	04:30:00	a.m.	16.253	27%	49.63
226	27/08/15	04:35:00	a.m.	16.057	27%	49.63
227	27/08/15	04:40:00	a.m.	16.286	27%	49.63
228	27/08/15	04:45:00	a.m.	16.134	27%	49.63
229	27/08/15	04:50:00	a.m.	16.18	27%	49.63
230	27/08/15	04:55:00	a.m.	16.119	27%	49.63
231	27/08/15	05:00:00	a.m.	15.949	27%	49.63
232	27/08/15	05:05:00	a.m.	21.427	36%	86.30
233	27/08/15	05:10:00	a.m.	20.797	35%	81.85
234	27/08/15	05:15:00	a.m.	16.019	27%	49.63
235	27/08/15	05:20:00	a.m.	16.129	27%	49.63
236	27/08/15	05:25:00	a.m.	16.294	27%	49.63
237	27/08/15	05:30:00	a.m.	16.126	27%	49.63
238	27/08/15	05:35:00	a.m.	16.139	27%	49.63
239	27/08/15	05:40:00	a.m.	16.456	27%	49.63
240	27/08/15	05:45:00	a.m.	16.216	27%	49.63
241	27/08/15	05:50:00	a.m.	14.753	25%	42.64
242	27/08/15	05:55:00	a.m.	12.606	21%	30.08
243	27/08/15	06:00:00	a.m.	10.946	18%	22.00
244	27/08/15	06:05:00	a.m.	9.869	16%	17.28
245	27/08/15	06:10:00	a.m.	10.11	17%	19.57
246	27/08/15	06:15:00	a.m.	9.539	16%	17.28
247	27/08/15	06:20:00	a.m.	32.125	54%	176.95
248	27/08/15	06:25:00	a.m.	22.859	38%	95.44

N°	Fecha	Hora	am/pm	TIRANTE (CM) PUNTO P-18 COLECTOR 3 - COL. PRINC. LOS PORTALES MENORCA	TIRANTE (%)	Q (L/S) PUNTO P-18 COLECTOR 3 - COL. PRINC. LOS PORTALES MENORCA
249	27/08/15	06:30:00	a.m.	18.705	31%	64.94
250	27/08/15	06:35:00	a.m.	17.706	30%	60.96
251	27/08/15	06:40:00	a.m.	17.61	29%	57.08
252	27/08/15	06:45:00	a.m.	17.528	29%	57.08
253	27/08/15	06:50:00	a.m.	17.365	29%	57.08
254	27/08/15	06:55:00	a.m.	17.494	29%	57.08
255	27/08/15	07:00:00	a.m.	17.47	29%	57.08
256	27/08/15	07:05:00	a.m.	17.542	29%	57.08
257	27/08/15	07:10:00	a.m.	17.694	29%	57.08
258	27/08/15	07:15:00	a.m.	17.661	29%	57.08
259	27/08/15	07:20:00	a.m.	17.694	29%	57.08
260	27/08/15	07:25:00	a.m.	17.896	30%	60.96
261	27/08/15	07:30:00	a.m.	18.024	30%	60.96
262	27/08/15	07:35:00	a.m.	18.045	30%	60.96
263	27/08/15	07:40:00	a.m.	18.363	31%	64.94
264	27/08/15	07:45:00	a.m.	20.016	33%	73.21
265	27/08/15	07:50:00	a.m.	18.377	31%	64.94
266	27/08/15	07:55:00	a.m.	18.183	30%	60.96
267	27/08/15	08:00:00	a.m.	18.606	31%	64.94
268	27/08/15	08:05:00	a.m.	18.921	32%	69.03
269	27/08/15	08:10:00	a.m.	18.591	31%	64.94
270	27/08/15	08:15:00	a.m.	18.674	31%	64.94
271	27/08/15	08:20:00	a.m.	18.654	31%	64.94
272	27/08/15	08:25:00	a.m.	18.874	31%	64.94
273	27/08/15	08:30:00	a.m.	18.782	31%	64.94
274	27/08/15	08:35:00	a.m.	18.837	31%	64.94
275	27/08/15	08:40:00	a.m.	18.62	31%	64.94
276	27/08/15	08:45:00	a.m.	18.501	31%	64.94
277	27/08/15	08:50:00	a.m.	18.415	31%	64.94
278	27/08/15	08:55:00	a.m.	18.157	30%	60.96
279	27/08/15	09:00:00	a.m.	17.654	29%	57.08
280	27/08/15	09:05:00	a.m.	17.034	28%	53.30
281	27/08/15	09:10:00	a.m.	16.679	28%	53.30
282	27/08/15	09:15:00	a.m.	16.158	27%	49.63
283	27/08/15	09:20:00	a.m.	16.134	27%	49.63
284	27/08/15	09:25:00	a.m.	16.424	27%	49.63
285	27/08/15	09:30:00	a.m.	16.515	28%	53.30
286	27/08/15	09:35:00	a.m.	16.062	27%	49.63
287	27/08/15	09:40:00	a.m.	16.163	27%	49.63
288	27/08/15	09:45:00	a.m.	16.342	27%	49.63
289	27/08/15	09:50:00	a.m.	16.295	27%	49.63
290	27/08/15	09:55:00	a.m.	17.098	28%	53.30

N°	Fecha	Hora	am/pm	TIRANTE (CM) PUNTO P-18 COLECTOR 3 - COL. PRINC. LOS PORTALES MENORCA	TIRANTE (%)	Q (L/S) PUNTO P-18 COLECTOR 3 - COL. PRINC. LOS PORTALES MENORCA
291	27/08/15	10:00:00	a.m.	17.551	29%	57.08
292	27/08/15	10:05:00	a.m.	16.859	28%	53.30
293	27/08/15	10:10:00	a.m.	16.454	27%	49.63
294	27/08/15	10:15:00	a.m.	16.408	27%	49.63
295	27/08/15	10:20:00	a.m.	15.89	26%	46.08
296	27/08/15	10:25:00	a.m.	16.134	27%	49.63
297	27/08/15	10:30:00	a.m.	16.164	27%	49.63
298	27/08/15	10:35:00	a.m.	16.676	28%	53.30
299	27/08/15	10:40:00	a.m.	19.062	32%	69.03
300	27/08/15	10:45:00	a.m.	19.178	32%	69.03
301	27/08/15	10:50:00	a.m.	18.644	31%	64.94
302	27/08/15	10:55:00	a.m.	18.153	30%	60.96
303	27/08/15	11:00:00	a.m.	17.211	29%	57.08
304	27/08/15	11:05:00	a.m.	16.621	28%	53.30
305	27/08/15	11:10:00	a.m.	16.563	28%	53.30
306	27/08/15	11:15:00	a.m.	17.564	29%	57.08
307	27/08/15	11:20:00	a.m.	18.228	30%	60.96
308	27/08/15	11:25:00	a.m.	18.075	30%	60.96
309	27/08/15	11:30:00	a.m.	17.949	30%	60.96
310	27/08/15	11:35:00	a.m.	18.17	30%	60.96
311	27/08/15	11:40:00	a.m.	18.063	30%	60.96
312	27/08/15	11:45:00	a.m.	17.881	30%	60.96
313	27/08/15	11:50:00	a.m.	17.41	29%	57.08
314	27/08/15	11:55:00	a.m.	16.723	28%	53.30
315	27/08/15	12:00:00	p.m.	16.759	28%	53.30
316	27/08/15	12:05:00	p.m.	17.117	29%	57.08
317	27/08/15	12:10:00	p.m.	17.218	29%	57.08
318	27/08/15	12:15:00	p.m.	17.857	30%	60.96
319	27/08/15	12:20:00	p.m.	17.84	30%	60.96
320	27/08/15	12:25:00	p.m.	17.504	29%	57.08
321	27/08/15	12:30:00	p.m.	17.562	29%	57.08
322	27/08/15	12:35:00	p.m.	17.606	29%	57.08
323	27/08/15	12:40:00	p.m.	17.621	29%	57.08
324	27/08/15	12:45:00	p.m.	18.303	31%	64.94
325	27/08/15	12:50:00	p.m.	18.25	30%	60.96
326	27/08/15	12:55:00	p.m.	17.975	30%	60.96
327	27/08/15	01:00:00	p.m.	17.871	30%	60.96
328	27/08/15	01:05:00	p.m.	17.965	30%	60.96
329	27/08/15	01:10:00	p.m.	17.876	30%	60.96
330	27/08/15	01:15:00	p.m.	18.004	30%	60.96
331	27/08/15	01:20:00	p.m.	18.271	30%	60.96
332	27/08/15	01:25:00	p.m.	17.988	30%	60.96

N°	Fecha	Hora	am/pm	TIRANTE (CM) PUNTO P-18 COLECTOR 3 - COL. PRINC. LOS PORTALES MENORCA	TIRANTE (%)	Q (L/S) PUNTO P-18 COLECTOR 3 - COL. PRINC. LOS PORTALES MENORCA
333	27/08/15	01:30:00	p.m.	18.42	31%	64.94
334	27/08/15	01:35:00	p.m.	17.82	30%	60.96
335	27/08/15	01:40:00	p.m.	17.825	30%	60.96
336	27/08/15	01:45:00	p.m.	17.472	29%	57.08
337	27/08/15	01:50:00	p.m.	17.786	30%	60.96
338	27/08/15	01:55:00	p.m.	17.829	30%	60.96
339	27/08/15	02:00:00	p.m.	17.771	30%	60.96
340	27/08/15	02:05:00	p.m.	17.796	30%	60.96
341	27/08/15	02:10:00	p.m.	17.72	30%	60.96
342	27/08/15	02:15:00	p.m.	18.375	31%	64.94
343	27/08/15	02:20:00	p.m.	18.259	30%	60.96
344	27/08/15	02:25:00	p.m.	17.477	29%	57.08
345	27/08/15	02:30:00	p.m.	17.303	29%	57.08
346	27/08/15	02:35:00	p.m.	17.445	29%	57.08
347	27/08/15	02:40:00	p.m.	17.355	29%	57.08
348	27/08/15	02:45:00	p.m.	17.677	29%	57.08
349	27/08/15	02:50:00	p.m.	18.178	30%	60.96
350	27/08/15	02:55:00	p.m.	17.567	29%	57.08
351	27/08/15	03:00:00	p.m.	17.403	29%	57.08
352	27/08/15	03:05:00	p.m.	17.031	28%	53.30
353	27/08/15	03:10:00	p.m.	17.149	29%	57.08
354	27/08/15	03:15:00	p.m.	16.786	28%	53.30
355	27/08/15	03:20:00	p.m.	16.744	28%	53.30
356	27/08/15	03:25:00	p.m.	17.44	29%	57.08
357	27/08/15	03:30:00	p.m.	17.559	29%	57.08
358	27/08/15	03:35:00	p.m.	17.294	29%	57.08
359	27/08/15	03:40:00	p.m.	16.616	28%	53.30
360	27/08/15	03:45:00	p.m.	16.596	28%	53.30
361	27/08/15	03:50:00	p.m.	17.105	29%	57.08
362	27/08/15	03:55:00	p.m.	16.904	28%	53.30
363	27/08/15	04:00:00	p.m.	16.726	28%	53.30
364	27/08/15	04:05:00	p.m.	16.759	28%	53.30
365	27/08/15	04:10:00	p.m.	17.098	28%	53.30
366	27/08/15	04:15:00	p.m.	16.821	28%	53.30
367	27/08/15	04:20:00	p.m.	16.869	28%	53.30
368	27/08/15	04:25:00	p.m.	17.625	29%	57.08
369	27/08/15	04:30:00	p.m.	17.308	29%	57.08
370	27/08/15	04:35:00	p.m.	16.627	28%	53.30
371	27/08/15	04:40:00	p.m.	16.296	27%	49.63
372	27/08/15	04:45:00	p.m.	16.643	28%	53.30
373	27/08/15	04:50:00	p.m.	16.989	28%	53.30
374	27/08/15	04:55:00	p.m.	17.092	28%	53.30

N°	Fecha	Hora	am/pm	TIRANTE (CM) PUNTO P-18 COLECTOR 3 - COL. PRINC. LOS PORTALES MENORCA	TIRANTE (%)	Q (L/S) PUNTO P-18 COLECTOR 3 - COL. PRINC. LOS PORTALES MENORCA
375	27/08/15	05:00:00	p.m.	16.614	28%	53.30
376	27/08/15	05:05:00	p.m.	16.456	27%	49.63
377	27/08/15	05:10:00	p.m.	16.368	27%	49.63
378	27/08/15	05:15:00	p.m.	16.883	28%	53.30
379	27/08/15	05:20:00	p.m.	16.698	28%	53.30
380	27/08/15	05:25:00	p.m.	17.451	29%	57.08
381	27/08/15	05:30:00	p.m.	17.322	29%	57.08
382	27/08/15	05:35:00	p.m.	17.035	28%	53.30
383	27/08/15	05:40:00	p.m.	16.832	28%	53.30
384	27/08/15	05:45:00	p.m.	16.721	28%	53.30
385	27/08/15	05:50:00	p.m.	16.375	27%	49.63
386	27/08/15	05:55:00	p.m.	16.404	27%	49.63
387	27/08/15	06:00:00	p.m.	16.558	28%	53.30
388	27/08/15	06:05:00	p.m.	17.347	29%	57.08
389	27/08/15	06:10:00	p.m.	16.892	28%	53.30
390	27/08/15	06:15:00	p.m.	16.36	27%	49.63
391	27/08/15	06:20:00	p.m.	16.028	27%	49.63
392	27/08/15	06:25:00	p.m.	16.366	27%	49.63
393	27/08/15	06:30:00	p.m.	16.973	28%	53.30
394	27/08/15	06:35:00	p.m.	16.071	27%	49.63
395	27/08/15	06:40:00	p.m.	15.403	26%	46.08
396	27/08/15	06:45:00	p.m.	16.197	27%	49.63
397	27/08/15	06:50:00	p.m.	16.296	27%	49.63
398	27/08/15	06:55:00	p.m.	16.683	28%	53.30
399	27/08/15	07:00:00	p.m.	17.053	28%	53.30
400	27/08/15	07:05:00	p.m.	16.168	27%	49.63
401	27/08/15	07:10:00	p.m.	16.173	27%	49.63
402	27/08/15	07:15:00	p.m.	12.555	21%	30.08
403	27/08/15	07:20:00	p.m.	11.483	19%	24.56
404	27/08/15	07:25:00	p.m.	10.567	18%	22.00
405	27/08/15	07:30:00	p.m.	9.963	17%	19.57
406	27/08/15	07:35:00	p.m.	9.24	15%	15.13
407	27/08/15	07:40:00	p.m.	12.841	21%	30.08
408	27/08/15	07:45:00	p.m.	13.304	22%	33.04
409	27/08/15	07:50:00	p.m.	13.308	22%	33.04
410	27/08/15	07:55:00	p.m.	13.458	22%	33.04
411	27/08/15	08:00:00	p.m.	13.489	22%	33.04
412	27/08/15	08:05:00	p.m.	13.348	22%	33.04
413	27/08/15	08:10:00	p.m.	13.472	22%	33.04
414	27/08/15	08:15:00	p.m.	13.349	22%	33.04
415	27/08/15	08:20:00	p.m.	13.532	23%	36.12
416	27/08/15	08:25:00	p.m.	13.356	22%	33.04

N°	Fecha	Hora	am/pm	TIRANTE (CM) PUNTO P-18 COLECTOR 3 - COL. PRINC. LOS PORTALES MENORCA	TIRANTE (%)	Q (L/S) PUNTO P-18 COLECTOR 3 - COL. PRINC. LOS PORTALES MENORCA
417	27/08/15	08:30:00	p.m.	13.145	22%	33.04
418	27/08/15	08:35:00	p.m.	13.342	22%	33.04
419	27/08/15	08:40:00	p.m.	13.299	22%	33.04
420	27/08/15	08:45:00	p.m.	13.441	22%	33.04
421	27/08/15	08:50:00	p.m.	13.433	22%	33.04
422	27/08/15	08:55:00	p.m.	13.312	22%	33.04
423	27/08/15	09:00:00	p.m.	13.421	22%	33.04
424	27/08/15	09:05:00	p.m.	13.235	22%	33.04
425	27/08/15	09:10:00	p.m.	13.347	22%	33.04
426	27/08/15	09:15:00	p.m.	13.358	22%	33.04
427	27/08/15	09:20:00	p.m.	13.475	22%	33.04
428	27/08/15	09:25:00	p.m.	13.327	22%	33.04
429	27/08/15	09:30:00	p.m.	13.464	22%	33.04
430	27/08/15	09:35:00	p.m.	13.487	22%	33.04
431	27/08/15	09:40:00	p.m.	13.44	22%	33.04
432	27/08/15	09:45:00	p.m.	13.451	22%	33.04
433	27/08/15	09:50:00	p.m.	13.452	22%	33.04
434	27/08/15	09:55:00	p.m.	13.578	23%	36.12
435	27/08/15	10:00:00	p.m.	13.367	22%	33.04
436	27/08/15	10:05:00	p.m.	13.6	23%	36.12
437	27/08/15	10:10:00	p.m.	13.398	22%	33.04
438	27/08/15	10:15:00	p.m.	13.425	22%	33.04
439	27/08/15	10:20:00	p.m.	13.444	22%	33.04
440	27/08/15	10:25:00	p.m.	13.214	22%	33.04
441	27/08/15	10:30:00	p.m.	13.552	23%	36.12
442	27/08/15	10:35:00	p.m.	13.456	22%	33.04
443	27/08/15	10:40:00	p.m.	13.411	22%	33.04
444	27/08/15	10:45:00	p.m.	13.403	22%	33.04
445	27/08/15	10:50:00	p.m.	13.325	22%	33.04
446	27/08/15	10:55:00	p.m.	13.707	23%	36.12
447	27/08/15	11:00:00	p.m.	13.711	23%	36.12
448	27/08/15	11:05:00	p.m.	13.656	23%	36.12
449	27/08/15	11:10:00	p.m.	13.573	23%	36.12
450	27/08/15	11:15:00	p.m.	13.582	23%	36.12
451	27/08/15	11:20:00	p.m.	13.645	23%	36.12
452	27/08/15	11:25:00	p.m.	13.571	23%	36.12
453	27/08/15	11:30:00	p.m.	13.658	23%	36.12
454	27/08/15	11:35:00	p.m.	13.643	23%	36.12
455	27/08/15	11:40:00	p.m.	13.739	23%	36.12
456	27/08/15	11:45:00	p.m.	13.698	23%	36.12
457	27/08/15	11:50:00	p.m.	13.503	23%	36.12
458	27/08/15	11:55:00	p.m.	13.702	23%	36.12

N°	Fecha	Hora	am/pm	TIRANTE (CM) PUNTO P-18 COLECTOR 3 - COL. PRINC. LOS PORTALES MENORCA	TIRANTE (%)	Q (L/S) PUNTO P-18 COLECTOR 3 - COL. PRINC. LOS PORTALES MENORCA
459	28/08/15	12:00:00	a.m.	13.767	23%	36.12
460	28/08/15	12:05:00	a.m.	13.844	23%	36.12
461	28/08/15	12:10:00	a.m.	13.72	23%	36.12
462	28/08/15	12:15:00	a.m.	13.653	23%	36.12
463	28/08/15	12:20:00	a.m.	13.583	23%	36.12
464	28/08/15	12:25:00	a.m.	13.556	23%	36.12
465	28/08/15	12:30:00	a.m.	13.669	23%	36.12
466	28/08/15	12:35:00	a.m.	13.727	23%	36.12
467	28/08/15	12:40:00	a.m.	13.564	23%	36.12
468	28/08/15	12:45:00	a.m.	13.915	23%	36.12
469	28/08/15	12:50:00	a.m.	13.76	23%	36.12
470	28/08/15	12:55:00	a.m.	13.704	23%	36.12
471	28/08/15	01:00:00	a.m.	13.779	23%	36.12
472	28/08/15	01:05:00	a.m.	13.734	23%	36.12
473	28/08/15	01:10:00	a.m.	13.741	23%	36.12
474	28/08/15	01:15:00	a.m.	13.808	23%	36.12
475	28/08/15	01:20:00	a.m.	13.768	23%	36.12
476	28/08/15	01:25:00	a.m.	13.736	23%	36.12
477	28/08/15	01:30:00	a.m.	13.642	23%	36.12
478	28/08/15	01:35:00	a.m.	13.656	23%	36.12
479	28/08/15	01:40:00	a.m.	13.574	23%	36.12
480	28/08/15	01:45:00	a.m.	13.568	23%	36.12
481	28/08/15	01:50:00	a.m.	13.651	23%	36.12
482	28/08/15	01:55:00	a.m.	13.738	23%	36.12
483	28/08/15	02:00:00	a.m.	13.677	23%	36.12
484	28/08/15	02:05:00	a.m.	13.672	23%	36.12
485	28/08/15	02:10:00	a.m.	13.678	23%	36.12
486	28/08/15	02:15:00	a.m.	13.689	23%	36.12
487	28/08/15	02:20:00	a.m.	13.623	23%	36.12
488	28/08/15	02:25:00	a.m.	13.894	23%	36.12
489	28/08/15	02:30:00	a.m.	13.774	23%	36.12
490	28/08/15	02:35:00	a.m.	13.818	23%	36.12
491	28/08/15	02:40:00	a.m.	13.852	23%	36.12
492	28/08/15	02:45:00	a.m.	13.56	23%	36.12
493	28/08/15	02:50:00	a.m.	13.718	23%	36.12
494	28/08/15	02:55:00	a.m.	13.793	23%	36.12
495	28/08/15	03:00:00	a.m.	13.785	23%	36.12
496	28/08/15	03:05:00	a.m.	13.741	23%	36.12
497	28/08/15	03:10:00	a.m.	13.595	23%	36.12
498	28/08/15	03:15:00	a.m.	13.7	23%	36.12
499	28/08/15	03:20:00	a.m.	13.688	23%	36.12
500	28/08/15	03:25:00	a.m.	13.777	23%	36.12

N°	Fecha	Hora	am/pm	TIRANTE (CM) PUNTO P-18 COLECTOR 3 - COL. PRINC. LOS PORTALES MENORCA	TIRANTE (%)	Q (L/S) PUNTO P-18 COLECTOR 3 - COL. PRINC. LOS PORTALES MENORCA
501	28/08/15	03:30:00	a.m.	13.644	23%	36.12
502	28/08/15	03:35:00	a.m.	13.741	23%	36.12
503	28/08/15	03:40:00	a.m.	13.823	23%	36.12
504	28/08/15	03:45:00	a.m.	13.741	23%	36.12
505	28/08/15	03:50:00	a.m.	13.823	23%	36.12
506	28/08/15	03:55:00	a.m.	13.654	23%	36.12
507	28/08/15	04:00:00	a.m.	13.787	23%	36.12
508	28/08/15	04:05:00	a.m.	13.621	23%	36.12
509	28/08/15	04:10:00	a.m.	13.607	23%	36.12
510	28/08/15	04:15:00	a.m.	13.68	23%	36.12
511	28/08/15	04:20:00	a.m.	13.713	23%	36.12
512	28/08/15	04:25:00	a.m.	13.598	23%	36.12
513	28/08/15	04:30:00	a.m.	13.589	23%	36.12
514	28/08/15	04:35:00	a.m.	14.017	23%	36.12
515	28/08/15	04:40:00	a.m.	13.747	23%	36.12
516	28/08/15	04:45:00	a.m.	13.931	23%	36.12
517	28/08/15	04:50:00	a.m.	13.756	23%	36.12
518	28/08/15	04:55:00	a.m.	13.775	23%	36.12
519	28/08/15	05:00:00	a.m.	13.731	23%	36.12
520	28/08/15	05:05:00	a.m.	13.615	23%	36.12
521	28/08/15	05:10:00	a.m.	13.878	23%	36.12
522	28/08/15	05:15:00	a.m.	13.674	23%	36.12
523	28/08/15	05:20:00	a.m.	13.893	23%	36.12
524	28/08/15	05:25:00	a.m.	13.982	23%	36.12
525	28/08/15	05:30:00	a.m.	13.827	23%	36.12
526	28/08/15	05:35:00	a.m.	14.087	23%	36.12
527	28/08/15	05:40:00	a.m.	13.801	23%	36.12
528	28/08/15	05:45:00	a.m.	13.658	23%	36.12
529	28/08/15	05:50:00	a.m.	13.75	23%	36.12
530	28/08/15	05:55:00	a.m.	13.467	22%	33.04
531	28/08/15	06:00:00	a.m.	12.597	21%	30.08
532	28/08/15	06:05:00	a.m.	11.548	19%	24.56
533	28/08/15	06:10:00	a.m.	11.146	19%	24.56
534	28/08/15	06:15:00	a.m.	11.341	19%	24.56
535	28/08/15	06:20:00	a.m.	10.861	18%	22.00
536	28/08/15	06:25:00	a.m.	10.69	18%	22.00
537	28/08/15	06:30:00	a.m.	10.801	18%	22.00
538	28/08/15	06:35:00	a.m.	10.786	18%	22.00
539	28/08/15	06:40:00	a.m.	10.774	18%	22.00
540	28/08/15	06:45:00	a.m.	10.988	18%	22.00
541	28/08/15	06:50:00	a.m.	10.777	18%	22.00
542	28/08/15	06:55:00	a.m.	11.322	19%	24.56

N°	Fecha	Hora	am/pm	TIRANTE (CM) PUNTO P-18 COLECTOR 3 - COL. PRINC. LOS PORTALES MENORCA	TIRANTE (%)	Q (L/S) PUNTO P-18 COLECTOR 3 - COL. PRINC. LOS PORTALES MENORCA
543	28/08/15	07:00:00	a.m.	11.185	19%	24.56
544	28/08/15	07:05:00	a.m.	11.058	18%	22.00
545	28/08/15	07:10:00	a.m.	10.599	18%	22.00
546	28/08/15	07:15:00	a.m.	10.992	18%	22.00
547	28/08/15	07:25:00	a.m.	10.702	18%	22.00
548	28/08/15	07:30:00	a.m.	10.653	18%	22.00
549	28/08/15	07:35:00	a.m.	10.886	18%	22.00
550	28/08/15	07:40:00	a.m.	10.759	18%	22.00
551	28/08/15	07:45:00	a.m.	10.894	18%	22.00
552	28/08/15	07:50:00	a.m.	10.99	18%	22.00
553	28/08/15	07:55:00	a.m.	11.113	19%	24.56
554	28/08/15	08:00:00	a.m.	10.789	18%	22.00
555	28/08/15	08:05:00	a.m.	10.881	18%	22.00
556	28/08/15	08:10:00	a.m.	10.764	18%	22.00
557	28/08/15	08:15:00	a.m.	10.757	18%	22.00
558	28/08/15	08:20:00	a.m.	10.703	18%	22.00
559	28/08/15	08:25:00	a.m.	10.627	18%	22.00
560	28/08/15	08:30:00	a.m.	10.606	18%	22.00
561	28/08/15	08:35:00	a.m.	10.525	18%	22.00
562	28/08/15	08:40:00	a.m.	10.394	17%	19.57
563	28/08/15	08:45:00	a.m.	10.357	17%	19.57
564	28/08/15	08:50:00	a.m.	10.361	17%	19.57
565	28/08/15	08:55:00	a.m.	10.282	17%	19.57
566	28/08/15	09:00:00	a.m.	10.273	17%	19.57
567	28/08/15	09:05:00	a.m.	10.322	17%	19.57
568	28/08/15	09:10:00	a.m.	10.395	17%	19.57
569	28/08/15	09:15:00	a.m.	10.483	17%	19.57
570	28/08/15	09:20:00	a.m.	10.316	17%	19.57
571	28/08/15	09:25:00	a.m.	10.381	17%	19.57
572	28/08/15	09:30:00	a.m.	10.459	17%	19.57
573	28/08/15	09:35:00	a.m.	10.484	17%	19.57
574	28/08/15	09:40:00	a.m.	10.436	17%	19.57
575	28/08/15	09:45:00	a.m.	10.521	18%	22.00
576	28/08/15	09:50:00	a.m.	10.52	18%	22.00
577	28/08/15	09:55:00	a.m.	10.488	17%	19.57
578	28/08/15	10:00:00	a.m.	10.432	17%	19.57
579	28/08/15	10:05:00	a.m.	10.411	17%	19.57
580	28/08/15	10:10:00	a.m.	10.481	17%	19.57
581	28/08/15	10:15:00	a.m.	10.336	17%	19.57
582	28/08/15	10:20:00	a.m.	10.281	17%	19.57
583	28/08/15	10:25:00	a.m.	10.38	17%	19.57
584	28/08/15	10:30:00	a.m.	10.418	17%	19.57

N°	Fecha	Hora	am/pm	TIRANTE (CM) PUNTO P-18 COLECTOR 3 - COL. PRINC. LOS PORTALES MENORCA	TIRANTE (%)	Q (L/S) PUNTO P-18 COLECTOR 3 - COL. PRINC. LOS PORTALES MENORCA
585	28/08/15	10:35:00	a.m.	10.476	17%	19.57
586	28/08/15	10:40:00	a.m.	10.458	17%	19.57
587	28/08/15	10:45:00	a.m.	10.31	17%	19.57
588	28/08/15	10:50:00	a.m.	10.19	17%	19.57
589	28/08/15	10:55:00	a.m.	10.098	17%	19.57
590	28/08/15	11:00:00	a.m.	9.954	17%	19.57
591	28/08/15	11:05:00	a.m.	9.967	17%	19.57
592	28/08/15	11:10:00	a.m.	9.881	16%	17.28
593	28/08/15	11:15:00	a.m.	9.862	16%	17.28
594	28/08/15	11:20:00	a.m.	9.797	16%	17.28
595	28/08/15	11:25:00	a.m.	9.818	16%	17.28
596	28/08/15	11:30:00	a.m.	9.832	16%	17.28
597	28/08/15	11:35:00	a.m.	9.745	16%	17.28
598	28/08/15	11:40:00	a.m.	9.663	16%	17.28
599	28/08/15	11:45:00	a.m.	9.625	16%	17.28
600	28/08/15	11:50:00	a.m.	9.777	16%	17.28
601	28/08/15	11:55:00	a.m.	9.518	16%	17.28
602	28/08/15	12:00:00	p.m.	9.1	15%	15.13
603	28/08/15	12:05:00	p.m.	8.993	15%	15.13
604	28/08/15	12:10:00	p.m.	9.018	15%	15.13
605	28/08/15	12:15:00	p.m.	8.874	15%	15.13
606	28/08/15	12:20:00	p.m.	8.938	15%	15.13
607	28/08/15	12:25:00	p.m.	9.259	15%	15.13
608	28/08/15	12:30:00	p.m.	9.236	15%	15.13
609	28/08/15	12:35:00	p.m.	9.236	15%	15.13
610	28/08/15	12:40:00	p.m.	8.866	15%	15.13
611	28/08/15	12:45:00	p.m.	8.583	14%	13.12
612	28/08/15	12:50:00	p.m.	8.302	14%	13.12
613	28/08/15	12:55:00	p.m.	8.25	14%	13.12
614	28/08/15	01:00:00	p.m.	8.249	14%	13.12
615	28/08/15	01:05:00	p.m.	8.2	14%	13.12
616	28/08/15	01:10:00	p.m.	8.2	14%	13.12
617	28/08/15	01:15:00	p.m.	8.168	14%	13.12
618	28/08/15	01:20:00	p.m.	8.055	13%	11.25
619	28/08/15	01:25:00	p.m.	7.994	13%	11.25
620	28/08/15	01:30:00	p.m.	7.996	13%	11.25
621	28/08/15	01:35:00	p.m.	8.032	13%	11.25
622	28/08/15	01:40:00	p.m.	8	13%	11.25
623	28/08/15	01:45:00	p.m.	7.882	13%	11.25
624	28/08/15	01:50:00	p.m.	7.891	13%	11.25
625	28/08/15	01:55:00	p.m.	7.932	13%	11.25
626	28/08/15	02:00:00	p.m.	8.103	14%	13.12

N°	Fecha	Hora	am/pm	TIRANTE (CM) PUNTO P-18 COLECTOR 3 - COL. PRINC. LOS PORTALES MENORCA	TIRANTE (%)	Q (L/S) PUNTO P-18 COLECTOR 3 - COL. PRINC. LOS PORTALES MENORCA
627	28/08/15	02:05:00	p.m.	8.2	14%	13.12
628	28/08/15	02:10:00	p.m.	8.112	14%	13.12
629	28/08/15	02:15:00	p.m.	8.251	14%	13.12
630	28/08/15	02:20:00	p.m.	8.265	14%	13.12
631	28/08/15	02:25:00	p.m.	8.3	14%	13.12
632	28/08/15	02:30:00	p.m.	8.2	14%	13.12
633	28/08/15	02:35:00	p.m.	8.201	14%	13.12
634	28/08/15	02:40:00	p.m.	8.237	14%	13.12
635	28/08/15	02:45:00	p.m.	8.3	14%	13.12
636	28/08/15	02:50:00	p.m.	8.3	14%	13.12
637	28/08/15	02:55:00	p.m.	8.268	14%	13.12
638	28/08/15	03:00:00	p.m.	8.3	14%	13.12
639	28/08/15	03:05:00	p.m.	8.295	14%	13.12
640	28/08/15	03:10:00	p.m.	8.216	14%	13.12
641	28/08/15	03:15:00	p.m.	8.3	14%	13.12
642	28/08/15	03:20:00	p.m.	8.309	14%	13.12
643	28/08/15	03:25:00	p.m.	8.3	14%	13.12
644	28/08/15	03:30:00	p.m.	8.3	14%	13.12
645	28/08/15	03:35:00	p.m.	8.3	14%	13.12
646	28/08/15	03:40:00	p.m.	8.301	14%	13.12
647	28/08/15	03:45:00	p.m.	8.299	14%	13.12
648	28/08/15	03:50:00	p.m.	8.303	14%	13.12
649	28/08/15	03:55:00	p.m.	8.269	14%	13.12
650	28/08/15	04:00:00	p.m.	8.242	14%	13.12
651	28/08/15	04:05:00	p.m.	8.299	14%	13.12
652	28/08/15	04:10:00	p.m.	8.293	14%	13.12
653	28/08/15	04:15:00	p.m.	8.3	14%	13.12
654	28/08/15	04:20:00	p.m.	8.289	14%	13.12
655	28/08/15	04:25:00	p.m.	8.296	14%	13.12
656	28/08/15	04:30:00	p.m.	8.324	14%	13.12
657	28/08/15	04:35:00	p.m.	8.4	14%	13.12
658	28/08/15	04:40:00	p.m.	8.4	14%	13.12
659	28/08/15	04:45:00	p.m.	8.299	14%	13.12
660	28/08/15	04:50:00	p.m.	8.4	14%	13.12
661	28/08/15	04:55:00	p.m.	8.213	14%	13.12
662	28/08/15	05:00:00	p.m.	8.293	14%	13.12
663	28/08/15	05:05:00	p.m.	8.3	14%	13.12
664	28/08/15	05:10:00	p.m.	8.081	13%	11.25
665	28/08/15	05:15:00	p.m.	8.072	13%	11.25
666	28/08/15	05:20:00	p.m.	8.092	13%	11.25
667	28/08/15	05:25:00	p.m.	8.406	14%	13.12
668	28/08/15	05:30:00	p.m.	8.5	14%	13.12

N°	Fecha	Hora	am/pm	TIRANTE (CM) PUNTO P-18 COLECTOR 3 - COL. PRINC. LOS PORTALES MENORCA	TIRANTE (%)	Q (L/S) PUNTO P-18 COLECTOR 3 - COL. PRINC. LOS PORTALES MENORCA
669	28/08/15	05:35:00	p.m.	8.495	14%	13.12
670	28/08/15	05:40:00	p.m.	8.34	14%	13.12
671	28/08/15	05:45:00	p.m.	8.6	14%	13.12
672	28/08/15	05:50:00	p.m.	8.48	14%	13.12
673	28/08/15	05:55:00	p.m.	8.512	14%	13.12
674	28/08/15	06:00:00	p.m.	8.101	14%	13.12
675	28/08/15	06:05:00	p.m.	8.137	14%	13.12
676	28/08/15	06:10:00	p.m.	8.359	14%	13.12
677	28/08/15	06:15:00	p.m.	8.476	14%	13.12
678	28/08/15	06:20:00	p.m.	8.54	14%	13.12
679	28/08/15	06:25:00	p.m.	8.46	14%	13.12
680	28/08/15	06:30:00	p.m.	8.494	14%	13.12
681	28/08/15	06:35:00	p.m.	8.664	14%	13.12
682	28/08/15	06:40:00	p.m.	8.668	14%	13.12
683	28/08/15	06:45:00	p.m.	8.622	14%	13.12
684	28/08/15	06:50:00	p.m.	8.648	14%	13.12
685	28/08/15	06:55:00	p.m.	8.714	15%	15.13
686	28/08/15	07:00:00	p.m.	8.723	15%	15.13
687	28/08/15	07:05:00	p.m.	9.365	16%	17.28
688	28/08/15	07:10:00	p.m.	8.73	15%	15.13
689	28/08/15	07:15:00	p.m.	8.823	15%	15.13
690	28/08/15	07:20:00	p.m.	8.992	15%	15.13
691	28/08/15	07:25:00	p.m.	8.68	14%	13.12
692	28/08/15	07:30:00	p.m.	8.734	15%	15.13
693	28/08/15	07:35:00	p.m.	8.645	14%	13.12
694	28/08/15	07:40:00	p.m.	8.447	14%	13.12
695	28/08/15	07:45:00	p.m.	8.694	14%	13.12
696	28/08/15	07:50:00	p.m.	8.661	14%	13.12
697	28/08/15	07:55:00	p.m.	8.761	15%	15.13
698	28/08/15	08:00:00	p.m.	8.629	14%	13.12
699	28/08/15	08:05:00	p.m.	9.153	15%	15.13
700	28/08/15	08:10:00	p.m.	9.525	16%	17.28
701	28/08/15	08:15:00	p.m.	9.51	16%	17.28
702	28/08/15	08:20:00	p.m.	8.975	15%	15.13
703	28/08/15	08:25:00	p.m.	8.67	14%	13.12
704	28/08/15	08:30:00	p.m.	8.885	15%	15.13
705	28/08/15	08:35:00	p.m.	8.871	15%	15.13
706	28/08/15	08:40:00	p.m.	8.676	14%	13.12
707	28/08/15	08:45:00	p.m.	8.566	14%	13.12
708	28/08/15	08:50:00	p.m.	8.794	15%	15.13
709	28/08/15	08:55:00	p.m.	8.779	15%	15.13
710	28/08/15	09:00:00	p.m.	8.825	15%	15.13

N°	Fecha	Hora	am/pm	TIRANTE (CM) PUNTO P-18 COLECTOR 3 - COL. PRINC. LOS PORTALES MENORCA	TIRANTE (%)	Q (L/S) PUNTO P-18 COLECTOR 3 - COL. PRINC. LOS PORTALES MENORCA
711	28/08/15	09:05:00	p.m.	8.781	15%	15.13
712	28/08/15	09:10:00	p.m.	8.803	15%	15.13
713	28/08/15	09:15:00	p.m.	8.7	15%	15.13
714	28/08/15	09:20:00	p.m.	8.858	15%	15.13
715	28/08/15	09:25:00	p.m.	8.715	15%	15.13
716	28/08/15	09:30:00	p.m.	9.211	15%	15.13
717	28/08/15	09:35:00	p.m.	8.956	15%	15.13
718	28/08/15	09:40:00	p.m.	8.816	15%	15.13
719	28/08/15	09:45:00	p.m.	8.597	14%	13.12
720	28/08/15	09:50:00	p.m.	8.618	14%	13.12
721	28/08/15	09:55:00	p.m.	8.556	14%	13.12
722	28/08/15	10:00:00	p.m.	8.73	15%	15.13
723	28/08/15	10:05:00	p.m.	8.641	14%	13.12
724	28/08/15	10:10:00	p.m.	8.584	14%	13.12
725	28/08/15	10:15:00	p.m.	8.682	14%	13.12
726	28/08/15	10:20:00	p.m.	8.57	14%	13.12
727	28/08/15	10:25:00	p.m.	8.595	14%	13.12
728	28/08/15	10:30:00	p.m.	8.549	14%	13.12
729	28/08/15	10:35:00	p.m.	8.703	15%	15.13
730	28/08/15	10:40:00	p.m.	8.603	14%	13.12
731	28/08/15	10:45:00	p.m.	8.629	14%	13.12
732	28/08/15	10:50:00	p.m.	8.697	14%	13.12
733	28/08/15	10:55:00	p.m.	8.946	15%	15.13
734	28/08/15	11:00:00	p.m.	8.72	15%	15.13
735	28/08/15	11:05:00	p.m.	8.573	14%	13.12
736	28/08/15	11:10:00	p.m.	8.716	15%	15.13
737	28/08/15	11:15:00	p.m.	8.769	15%	15.13
738	28/08/15	11:20:00	p.m.	8.676	14%	13.12
739	28/08/15	11:25:00	p.m.	8.744	15%	15.13
740	28/08/15	11:30:00	p.m.	8.73	15%	15.13
741	28/08/15	11:35:00	p.m.	8.524	14%	13.12
742	28/08/15	11:40:00	p.m.	8.76	15%	15.13
743	28/08/15	11:45:00	p.m.	8.707	15%	15.13
744	28/08/15	11:50:00	p.m.	8.732	15%	15.13
745	28/08/15	11:55:00	p.m.	8.779	15%	15.13
746	29/08/15	12:00:00	a.m.	8.756	15%	15.13
747	29/08/15	12:05:00	a.m.	8.764	15%	15.13
748	29/08/15	12:10:00	a.m.	8.995	15%	15.13
749	29/08/15	12:15:00	a.m.	8.83	15%	15.13
750	29/08/15	12:20:00	a.m.	8.759	15%	15.13
751	29/08/15	12:25:00	a.m.	8.881	15%	15.13
752	29/08/15	12:30:00	a.m.	8.995	15%	15.13

N°	Fecha	Hora	am/pm	TIRANTE (CM) PUNTO P-18 COLECTOR 3 - COL. PRINC. LOS PORTALES MENORCA	TIRANTE (%)	Q (L/S) PUNTO P-18 COLECTOR 3 - COL. PRINC. LOS PORTALES MENORCA
753	29/08/15	12:35:00	a.m.	9.279	15%	15.13
754	29/08/15	12:40:00	a.m.	9.256	15%	15.13
755	29/08/15	12:45:00	a.m.	16.147	27%	49.63
756	29/08/15	12:50:00	a.m.	17.396	29%	57.08
757	29/08/15	12:55:00	a.m.	17.459	29%	57.08
758	29/08/15	01:00:00	a.m.	17.1	29%	57.08
759	29/08/15	01:05:00	a.m.	17.817	30%	60.96
760	29/08/15	01:10:00	a.m.	18.226	30%	60.96
761	29/08/15	01:15:00	a.m.	18.387	31%	64.94
762	29/08/15	01:20:00	a.m.	18.361	31%	64.94
763	29/08/15	01:25:00	a.m.	18.408	31%	64.94
764	29/08/15	01:30:00	a.m.	14.873	25%	42.64
765	29/08/15	01:35:00	a.m.	13.461	22%	33.04
766	29/08/15	01:40:00	a.m.	13.063	22%	33.04
767	29/08/15	01:45:00	a.m.	12.867	21%	30.08
768	29/08/15	01:50:00	a.m.	12.906	22%	33.04
769	29/08/15	01:55:00	a.m.	13.139	22%	33.04
770	29/08/15	02:00:00	a.m.	13.169	22%	33.04
771	29/08/15	02:05:00	a.m.	13.18	22%	33.04
772	29/08/15	02:10:00	a.m.	13.312	22%	33.04
773	29/08/15	02:15:00	a.m.	13.31	22%	33.04
774	29/08/15	02:20:00	a.m.	13.326	22%	33.04
775	29/08/15	02:25:00	a.m.	13.236	22%	33.04
776	29/08/15	02:30:00	a.m.	13.206	22%	33.04
777	29/08/15	02:35:00	a.m.	13.105	22%	33.04
778	29/08/15	02:40:00	a.m.	13.022	22%	33.04
779	29/08/15	02:45:00	a.m.	12.975	22%	33.04
780	29/08/15	02:50:00	a.m.	13.161	22%	33.04
781	29/08/15	02:55:00	a.m.	13.262	22%	33.04
782	29/08/15	03:00:00	a.m.	13.039	22%	33.04
783	29/08/15	03:05:00	a.m.	13.041	22%	33.04
784	29/08/15	03:10:00	a.m.	13.117	22%	33.04
785	29/08/15	03:15:00	a.m.	12.938	22%	33.04
786	29/08/15	03:20:00	a.m.	12.846	21%	30.08
787	29/08/15	03:25:00	a.m.	13.006	22%	33.04
788	29/08/15	03:30:00	a.m.	13.061	22%	33.04
789	29/08/15	03:35:00	a.m.	12.944	22%	33.04
790	29/08/15	03:40:00	a.m.	13.206	22%	33.04
791	29/08/15	03:45:00	a.m.	12.968	22%	33.04
792	29/08/15	03:50:00	a.m.	13.036	22%	33.04
793	29/08/15	03:55:00	a.m.	13.104	22%	33.04
794	29/08/15	04:00:00	a.m.	12.965	22%	33.04

N°	Fecha	Hora	am/pm	TIRANTE (CM) PUNTO P-18 COLECTOR 3 - COL. PRINC. LOS PORTALES MENORCA	TIRANTE (%)	Q (L/S) PUNTO P-18 COLECTOR 3 - COL. PRINC. LOS PORTALES MENORCA
795	29/08/15	04:05:00	a.m.	12.879	21%	30.08
796	29/08/15	04:10:00	a.m.	12.981	22%	33.04
797	29/08/15	04:15:00	a.m.	13.171	22%	33.04
798	29/08/15	04:20:00	a.m.	13.135	22%	33.04
799	29/08/15	04:25:00	a.m.	13.101	22%	33.04
800	29/08/15	04:30:00	a.m.	13.051	22%	33.04
801	29/08/15	04:35:00	a.m.	13.069	22%	33.04
802	29/08/15	04:40:00	a.m.	13.045	22%	33.04
803	29/08/15	04:45:00	a.m.	13.095	22%	33.04
804	29/08/15	04:50:00	a.m.	13.268	22%	33.04
805	29/08/15	04:55:00	a.m.	12.503	21%	30.08
806	29/08/15	05:00:00	a.m.	11.167	19%	24.56
807	29/08/15	05:05:00	a.m.	10.228	17%	19.57
808	29/08/15	05:10:00	a.m.	10.016	17%	19.57
809	29/08/15	05:15:00	a.m.	10.409	17%	19.57
810	29/08/15	05:20:00	a.m.	10.135	17%	19.57
811	29/08/15	05:25:00	a.m.	9.051	15%	15.13
812	29/08/15	05:30:00	a.m.	9.539	16%	17.28
813	29/08/15	05:35:00	a.m.	9.026	15%	15.13
814	29/08/15	05:40:00	a.m.	13.413	22%	33.04
815	29/08/15	05:45:00	a.m.	13.398	22%	33.04
816	29/08/15	05:50:00	a.m.	13.514	23%	36.12
817	29/08/15	05:55:00	a.m.	13.262	22%	33.04
818	29/08/15	06:00:00	a.m.	12.819	21%	30.08
819	29/08/15	06:05:00	a.m.	11.025	18%	22.00
820	29/08/15	06:10:00	a.m.	10.318	17%	19.57
821	29/08/15	06:15:00	a.m.	10.145	17%	19.57
822	29/08/15	06:20:00	a.m.	9.572	16%	17.28
823	29/08/15	06:25:00	a.m.	9.966	17%	19.57
824	29/08/15	06:30:00	a.m.	9.26	15%	15.13
825	29/08/15	06:35:00	a.m.	8.516	14%	13.12
826	29/08/15	06:40:00	a.m.	8.796	15%	15.13
827	29/08/15	06:45:00	a.m.	8.745	15%	15.13
828	29/08/15	06:50:00	a.m.	8.494	14%	13.12
829	29/08/15	06:55:00	a.m.	8.853	15%	15.13
830	29/08/15	07:00:00	a.m.	8.572	14%	13.12
831	29/08/15	07:05:00	a.m.	8.46	14%	13.12
832	29/08/15	07:10:00	a.m.	8.806	15%	15.13
833	29/08/15	07:15:00	a.m.	8.762	15%	15.13
834	29/08/15	07:20:00	a.m.	8.837	15%	15.13
835	29/08/15	07:25:00	a.m.	8.992	15%	15.13
836	29/08/15	07:30:00	a.m.	8.84	15%	15.13

N°	Fecha	Hora	am/pm	TIRANTE (CM) PUNTO P-18 COLECTOR 3 - COL. PRINC. LOS PORTALES MENORCA	TIRANTE (%)	Q (L/S) PUNTO P-18 COLECTOR 3 - COL. PRINC. LOS PORTALES MENORCA
837	29/08/15	07:35:00	a.m.	8.973	15%	15.13
838	29/08/15	07:40:00	a.m.	8.995	15%	15.13
839	29/08/15	07:45:00	a.m.	8.841	15%	15.13
840	29/08/15	07:50:00	a.m.	8.721	15%	15.13
841	29/08/15	07:55:00	a.m.	8.686	14%	13.12
842	29/08/15	08:00:00	a.m.	8.803	15%	15.13
843	29/08/15	08:05:00	a.m.	8.688	14%	13.12
844	29/08/15	08:10:00	a.m.	9.107	15%	15.13
845	29/08/15	08:15:00	a.m.	8.997	15%	15.13
846	29/08/15	08:20:00	a.m.	8.989	15%	15.13
847	29/08/15	08:25:00	a.m.	8.975	15%	15.13
848	29/08/15	08:30:00	a.m.	8.971	15%	15.13
849	29/08/15	08:35:00	a.m.	8.927	15%	15.13
850	29/08/15	08:40:00	a.m.	9.208	15%	15.13
851	29/08/15	08:45:00	a.m.	9.293	15%	15.13
852	29/08/15	08:50:00	a.m.	9.187	15%	15.13
853	29/08/15	08:55:00	a.m.	9.113	15%	15.13
854	29/08/15	09:00:00	a.m.	9.189	15%	15.13
855	29/08/15	09:05:00	a.m.	9.122	15%	15.13
856	29/08/15	09:10:00	a.m.	9.296	15%	15.13
857	29/08/15	09:15:00	a.m.	8.897	15%	15.13
858	29/08/15	09:20:00	a.m.	9.035	15%	15.13
859	29/08/15	09:25:00	a.m.	9.1	15%	15.13
860	29/08/15	09:30:00	a.m.	9.061	15%	15.13
861	29/08/15	09:35:00	a.m.	8.984	15%	15.13
862	29/08/15	09:40:00	a.m.	8.945	15%	15.13
863	29/08/15	09:45:00	a.m.	8.83	15%	15.13
864	29/08/15	09:50:00	a.m.	8.873	15%	15.13
865	29/08/15	09:55:00	a.m.	8.899	15%	15.13
866	29/08/15	10:00:00	a.m.	8.9	15%	15.13
867	29/08/15	10:05:00	a.m.	8.811	15%	15.13
868	29/08/15	10:10:00	a.m.	8.774	15%	15.13
869	29/08/15	10:15:00	a.m.	8.768	15%	15.13
870	29/08/15	10:20:00	a.m.	8.699	14%	13.12
871	29/08/15	10:25:00	a.m.	8.758	15%	15.13
872	29/08/15	10:30:00	a.m.	8.705	15%	15.13
873	29/08/15	10:35:00	a.m.	8.616	14%	13.12
874	29/08/15	10:40:00	a.m.	8.6	14%	13.12
875	29/08/15	10:45:00	a.m.	8.7	15%	15.13
876	29/08/15	10:50:00	a.m.	8.693	14%	13.12
877	29/08/15	10:55:00	a.m.	8.6	14%	13.12
878	29/08/15	11:00:00	a.m.	8.6	14%	13.12

N°	Fecha	Hora	am/pm	TIRANTE (CM) PUNTO P-18 COLECTOR 3 - COL. PRINC. LOS PORTALES MENORCA	TIRANTE (%)	Q (L/S) PUNTO P-18 COLECTOR 3 - COL. PRINC. LOS PORTALES MENORCA
879	29/08/15	11:05:00	a.m.	8.523	14%	13.12
880	29/08/15	11:10:00	a.m.	8.526	14%	13.12
881	29/08/15	11:15:00	a.m.	8.585	14%	13.12
882	29/08/15	11:20:00	a.m.	8.566	14%	13.12
883	29/08/15	11:25:00	a.m.	8.566	14%	13.12
884	29/08/15	11:30:00	a.m.	8.5	14%	13.12
885	29/08/15	11:35:00	a.m.	8.777	15%	15.13
886	29/08/15	11:40:00	a.m.	8.782	15%	15.13
887	29/08/15	11:45:00	a.m.	8.711	15%	15.13
888	29/08/15	11:50:00	a.m.	9.183	15%	15.13
889	29/08/15	11:55:00	a.m.	8.81	15%	15.13
890	29/08/15	12:00:00	p.m.	8.771	15%	15.13
891	29/08/15	12:05:00	p.m.	8.822	15%	15.13
892	29/08/15	12:10:00	p.m.	8.88	15%	15.13
893	29/08/15	12:15:00	p.m.	8.76	15%	15.13
894	29/08/15	12:20:00	p.m.	8.795	15%	15.13
895	29/08/15	12:25:00	p.m.	8.807	15%	15.13
896	29/08/15	12:30:00	p.m.	8.7	15%	15.13
897	29/08/15	12:35:00	p.m.	9.047	15%	15.13
898	29/08/15	12:40:00	p.m.	9.123	15%	15.13
899	29/08/15	12:45:00	p.m.	8.993	15%	15.13
900	29/08/15	12:50:00	p.m.	8.648	14%	13.12
901	29/08/15	12:55:00	p.m.	8.806	15%	15.13
902	29/08/15	01:00:00	p.m.	8.9	15%	15.13
903	29/08/15	01:05:00	p.m.	8.899	15%	15.13
904	29/08/15	01:10:00	p.m.	8.7	15%	15.13
905	29/08/15	01:15:00	p.m.	8.629	14%	13.12
906	29/08/15	01:20:00	p.m.	8.6	14%	13.12
907	29/08/15	01:25:00	p.m.	8.42	14%	13.12
908	29/08/15	01:30:00	p.m.	8.4	14%	13.12
909	29/08/15	01:35:00	p.m.	8.373	14%	13.12
910	29/08/15	01:40:00	p.m.	8.38	14%	13.12
911	29/08/15	01:45:00	p.m.	8.909	15%	15.13
912	29/08/15	01:50:00	p.m.	9.025	15%	15.13
913	29/08/15	01:55:00	p.m.	8.655	14%	13.12
914	29/08/15	02:00:00	p.m.	8.709	15%	15.13
915	29/08/15	02:05:00	p.m.	8.773	15%	15.13
916	29/08/15	02:10:00	p.m.	8.885	15%	15.13
917	29/08/15	02:15:00	p.m.	8.705	15%	15.13
918	29/08/15	02:20:00	p.m.	8.7	15%	15.13
919	29/08/15	02:25:00	p.m.	8.7	15%	15.13
920	29/08/15	02:30:00	p.m.	8.7	15%	15.13

N°	Fecha	Hora	am/pm	TIRANTE (CM) PUNTO P-18 COLECTOR 3 - COL. PRINC. LOS PORTALES MENORCA	TIRANTE (%)	Q (L/S) PUNTO P-18 COLECTOR 3 - COL. PRINC. LOS PORTALES MENORCA
921	29/08/15	02:35:00	p.m.	8.7	15%	15.13
922	29/08/15	02:40:00	p.m.	8.7	15%	15.13
923	29/08/15	02:45:00	p.m.	11.004	18%	22.00
924	29/08/15	02:50:00	p.m.	10.896	18%	22.00
925	29/08/15	02:55:00	p.m.	11.099	18%	22.00
926	29/08/15	03:00:00	p.m.	11.12	19%	24.56
927	29/08/15	03:05:00	p.m.	10.535	18%	22.00
928	29/08/15	03:10:00	p.m.	10.433	17%	19.57
929	29/08/15	03:15:00	p.m.	9.849	16%	17.28
930	29/08/15	03:20:00	p.m.	10.041	17%	19.57
931	29/08/15	03:25:00	p.m.	9.564	16%	17.28
932	29/08/15	03:30:00	p.m.	10.408	17%	19.57
933	29/08/15	03:35:00	p.m.	10.439	17%	19.57
934	29/08/15	03:40:00	p.m.	10.005	17%	19.57
935	29/08/15	03:45:00	p.m.	9.968	17%	19.57
936	29/08/15	03:50:00	p.m.	9.78	16%	17.28
937	29/08/15	03:55:00	p.m.	9.261	15%	15.13
938	29/08/15	04:00:00	p.m.	9.801	16%	17.28
939	29/08/15	04:05:00	p.m.	9.426	16%	17.28
940	29/08/15	04:10:00	p.m.	9.69	16%	17.28
941	29/08/15	04:15:00	p.m.	9.569	16%	17.28
942	29/08/15	04:20:00	p.m.	9.455	16%	17.28
943	29/08/15	04:25:00	p.m.	9.895	16%	17.28
944	29/08/15	04:30:00	p.m.	9.527	16%	17.28
945	29/08/15	04:35:00	p.m.	9.18	15%	15.13
946	29/08/15	04:40:00	p.m.	9.857	16%	17.28
947	29/08/15	04:45:00	p.m.	9.462	16%	17.28
948	29/08/15	04:50:00	p.m.	9	15%	15.13
949	29/08/15	04:55:00	p.m.	8.809	15%	15.13
950	29/08/15	05:00:00	p.m.	8.749	15%	15.13
951	29/08/15	05:05:00	p.m.	8.619	14%	13.12
952	29/08/15	05:10:00	p.m.	8.6	14%	13.12
953	29/08/15	05:15:00	p.m.	8.54	14%	13.12
954	29/08/15	05:20:00	p.m.	8.674	14%	13.12
955	29/08/15	05:25:00	p.m.	8.7	15%	15.13
956	29/08/15	05:30:00	p.m.	8.58	14%	13.12
957	29/08/15	05:35:00	p.m.	8.628	14%	13.12
958	29/08/15	05:40:00	p.m.	8.779	15%	15.13
959	29/08/15	05:45:00	p.m.	8.75	15%	15.13
960	29/08/15	05:50:00	p.m.	8.752	15%	15.13
961	29/08/15	05:55:00	p.m.	8.506	14%	13.12
962	29/08/15	06:00:00	p.m.	8.585	14%	13.12

N°	Fecha	Hora	am/pm	TIRANTE (CM) PUNTO P-18 COLECTOR 3 - COL. PRINC. LOS PORTALES MENORCA	TIRANTE (%)	Q (L/S) PUNTO P-18 COLECTOR 3 - COL. PRINC. LOS PORTALES MENORCA
963	29/08/15	06:05:00	p.m.	8.495	14%	13.12
964	29/08/15	06:10:00	p.m.	8.732	15%	15.13
965	29/08/15	06:15:00	p.m.	8.766	15%	15.13
966	29/08/15	06:20:00	p.m.	8.564	14%	13.12
967	29/08/15	06:25:00	p.m.	8.56	14%	13.12
968	29/08/15	06:30:00	p.m.	8.655	14%	13.12
969	29/08/15	06:35:00	p.m.	8.63	14%	13.12
970	29/08/15	06:40:00	p.m.	8.778	15%	15.13
971	29/08/15	06:45:00	p.m.	8.696	14%	13.12
972	29/08/15	06:50:00	p.m.	8.831	15%	15.13
973	29/08/15	06:55:00	p.m.	8.844	15%	15.13
974	29/08/15	07:00:00	p.m.	8.739	15%	15.13
975	29/08/15	07:05:00	p.m.	8.939	15%	15.13
976	29/08/15	07:10:00	p.m.	8.74	15%	15.13
977	29/08/15	07:15:00	p.m.	8.837	15%	15.13
978	29/08/15	07:20:00	p.m.	8.941	15%	15.13
979	29/08/15	07:25:00	p.m.	8.911	15%	15.13
980	29/08/15	07:30:00	p.m.	8.861	15%	15.13
981	29/08/15	07:35:00	p.m.	8.778	15%	15.13
982	29/08/15	07:40:00	p.m.	8.678	14%	13.12
983	29/08/15	07:45:00	p.m.	8.669	14%	13.12
984	29/08/15	07:50:00	p.m.	8.735	15%	15.13
985	29/08/15	07:55:00	p.m.	8.956	15%	15.13
986	29/08/15	08:00:00	p.m.	9.069	15%	15.13
987	29/08/15	08:05:00	p.m.	9.033	15%	15.13
988	29/08/15	08:10:00	p.m.	9.021	15%	15.13
989	29/08/15	08:15:00	p.m.	8.88	15%	15.13
990	29/08/15	08:20:00	p.m.	9.029	15%	15.13
991	29/08/15	08:25:00	p.m.	8.876	15%	15.13
992	29/08/15	08:30:00	p.m.	8.837	15%	15.13
993	29/08/15	08:35:00	p.m.	8.85	15%	15.13
994	29/08/15	08:40:00	p.m.	9.081	15%	15.13
995	29/08/15	08:45:00	p.m.	9.207	15%	15.13
996	29/08/15	08:50:00	p.m.	8.918	15%	15.13
997	29/08/15	08:55:00	p.m.	9.101	15%	15.13
998	29/08/15	09:00:00	p.m.	9.205	15%	15.13
999	29/08/15	09:05:00	p.m.	9.131	15%	15.13
1000	29/08/15	09:10:00	p.m.	9.309	16%	17.28
1001	29/08/15	09:15:00	p.m.	9.141	15%	15.13
1002	29/08/15	09:20:00	p.m.	9.08	15%	15.13
1003	29/08/15	09:25:00	p.m.	9.058	15%	15.13
1004	29/08/15	09:30:00	p.m.	9.109	15%	15.13

N°	Fecha	Hora	am/pm	TIRANTE (CM) PUNTO P-18 COLECTOR 3 - COL. PRINC. LOS PORTALES MENORCA	TIRANTE (%)	Q (L/S) PUNTO P-18 COLECTOR 3 - COL. PRINC. LOS PORTALES MENORCA
1005	29/08/15	09:35:00	p.m.	9.177	15%	15.13
1006	29/08/15	09:40:00	p.m.	8.995	15%	15.13
1007	29/08/15	09:45:00	p.m.	9.003	15%	15.13
1008	29/08/15	09:50:00	p.m.	8.852	15%	15.13
1009	29/08/15	09:55:00	p.m.	8.76	15%	15.13
1010	29/08/15	10:00:00	p.m.	8.824	15%	15.13
1011	29/08/15	10:05:00	p.m.	8.72	15%	15.13
1012	29/08/15	10:10:00	p.m.	8.681	14%	13.12
1013	29/08/15	10:15:00	p.m.	8.758	15%	15.13
1014	29/08/15	10:20:00	p.m.	8.867	15%	15.13
1015	29/08/15	10:25:00	p.m.	8.909	15%	15.13
1016	29/08/15	10:30:00	p.m.	8.803	15%	15.13
1017	29/08/15	10:35:00	p.m.	8.939	15%	15.13
1018	29/08/15	10:40:00	p.m.	8.989	15%	15.13
1019	29/08/15	10:45:00	p.m.	8.657	14%	13.12
1020	29/08/15	10:50:00	p.m.	8.606	14%	13.12
1021	29/08/15	10:55:00	p.m.	8.635	14%	13.12
1022	29/08/15	11:00:00	p.m.	8.527	14%	13.12
1023	29/08/15	11:05:00	p.m.	8.587	14%	13.12
1024	29/08/15	11:10:00	p.m.	8.527	14%	13.12
1025	29/08/15	11:15:00	p.m.	8.576	14%	13.12
1026	29/08/15	11:20:00	p.m.	8.616	14%	13.12
1027	29/08/15	11:25:00	p.m.	8.664	14%	13.12
1028	29/08/15	11:30:00	p.m.	8.637	14%	13.12
1029	29/08/15	11:35:00	p.m.	8.874	15%	15.13
1030	29/08/15	11:40:00	p.m.	9.077	15%	15.13
1031	29/08/15	11:45:00	p.m.	8.917	15%	15.13
1032	29/08/15	11:50:00	p.m.	9.103	15%	15.13
1033	29/08/15	11:55:00	p.m.	9.419	16%	17.28
1034	30/08/15	12:00:00	a.m.	9.538	16%	17.28
1035	30/08/15	12:05:00	a.m.	16.423	27%	49.63
1036	30/08/15	12:10:00	a.m.	16.475	27%	49.63
1037	30/08/15	12:15:00	a.m.	16.911	28%	53.30
1038	30/08/15	12:20:00	a.m.	17.245	29%	57.08
1039	30/08/15	12:25:00	a.m.	17.646	29%	57.08
1040	30/08/15	12:30:00	a.m.	17.582	29%	57.08
1041	30/08/15	12:35:00	a.m.	17.226	29%	57.08
1042	30/08/15	12:40:00	a.m.	17.107	29%	57.08
1043	30/08/15	12:45:00	a.m.	17.094	28%	53.30
1044	30/08/15	12:50:00	a.m.	16.667	28%	53.30
1045	30/08/15	12:55:00	a.m.	16.568	28%	53.30
1046	30/08/15	01:00:00	a.m.	16.444	27%	49.63

N°	Fecha	Hora	am/pm	TIRANTE (CM) PUNTO P-18 COLECTOR 3 - COL. PRINC. LOS PORTALES MENORCA	TIRANTE (%)	Q (L/S) PUNTO P-18 COLECTOR 3 - COL. PRINC. LOS PORTALES MENORCA
1047	30/08/15	01:05:00	a.m.	16.547	28%	53.30
1048	30/08/15	01:10:00	a.m.	16.063	27%	49.63
1049	30/08/15	01:15:00	a.m.	16.324	27%	49.63
1050	30/08/15	01:20:00	a.m.	15.812	26%	46.08
1051	30/08/15	01:25:00	a.m.	15.466	26%	46.08
1052	30/08/15	01:30:00	a.m.	12.979	22%	33.04
1053	30/08/15	01:35:00	a.m.	11.551	19%	24.56
1054	30/08/15	01:40:00	a.m.	10.873	18%	22.00
1055	30/08/15	01:45:00	a.m.	10.174	17%	19.57
1056	30/08/15	01:50:00	a.m.	9.652	16%	17.28
1057	30/08/15	01:55:00	a.m.	9.144	15%	15.13
1058	30/08/15	02:00:00	a.m.	8.72	15%	15.13
1059	30/08/15	02:05:00	a.m.	8.506	14%	13.12
1060	30/08/15	02:10:00	a.m.	8.462	14%	13.12
1061	30/08/15	02:15:00	a.m.	8.71	15%	15.13
1062	30/08/15	02:20:00	a.m.	8.68	14%	13.12
1063	30/08/15	02:25:00	a.m.	8.857	15%	15.13
1064	30/08/15	02:30:00	a.m.	8.704	15%	15.13
1065	30/08/15	02:35:00	a.m.	8.513	14%	13.12
1066	30/08/15	02:40:00	a.m.	8.646	14%	13.12
1067	30/08/15	02:45:00	a.m.	8.759	15%	15.13
1068	30/08/15	02:50:00	a.m.	8.661	14%	13.12
1069	30/08/15	02:55:00	a.m.	8.554	14%	13.12
1070	30/08/15	03:00:00	a.m.	8.588	14%	13.12
1071	30/08/15	03:05:00	a.m.	8.556	14%	13.12
1072	30/08/15	03:10:00	a.m.	8.578	14%	13.12
1073	30/08/15	03:15:00	a.m.	8.612	14%	13.12
1074	30/08/15	03:20:00	a.m.	8.43	14%	13.12
1075	30/08/15	03:25:00	a.m.	8.539	14%	13.12
1076	30/08/15	03:30:00	a.m.	8.469	14%	13.12
1077	30/08/15	03:35:00	a.m.	8.411	14%	13.12
1078	30/08/15	03:40:00	a.m.	8.361	14%	13.12
1079	30/08/15	03:45:00	a.m.	8.432	14%	13.12
1080	30/08/15	03:50:00	a.m.	8.52	14%	13.12
1081	30/08/15	03:55:00	a.m.	8.375	14%	13.12
1082	30/08/15	04:00:00	a.m.	8.367	14%	13.12
1083	30/08/15	04:05:00	a.m.	8.465	14%	13.12
1084	30/08/15	04:10:00	a.m.	8.486	14%	13.12
1085	30/08/15	04:15:00	a.m.	8.492	14%	13.12
1086	30/08/15	04:20:00	a.m.	8.477	14%	13.12
1087	30/08/15	04:25:00	a.m.	8.547	14%	13.12
1088	30/08/15	04:30:00	a.m.	8.659	14%	13.12

N°	Fecha	Hora	am/pm	TIRANTE (CM) PUNTO P-18 COLECTOR 3 - COL. PRINC. LOS PORTALES MENORCA	TIRANTE (%)	Q (L/S) PUNTO P-18 COLECTOR 3 - COL. PRINC. LOS PORTALES MENORCA
1089	30/08/15	04:35:00	a.m.	8.587	14%	13.12
1090	30/08/15	04:40:00	a.m.	8.489	14%	13.12
1091	30/08/15	04:45:00	a.m.	8.446	14%	13.12
1092	30/08/15	04:50:00	a.m.	8.394	14%	13.12
1093	30/08/15	04:55:00	a.m.	8.393	14%	13.12
1094	30/08/15	05:00:00	a.m.	8.296	14%	13.12
1095	30/08/15	05:05:00	a.m.	8.477	14%	13.12
1096	30/08/15	05:10:00	a.m.	8.769	15%	15.13
1097	30/08/15	05:15:00	a.m.	8.916	15%	15.13
1098	30/08/15	05:20:00	a.m.	8.566	14%	13.12
1099	30/08/15	05:25:00	a.m.	8.605	14%	13.12
1100	30/08/15	05:30:00	a.m.	8.711	15%	15.13
1101	30/08/15	05:35:00	a.m.	8.555	14%	13.12
1102	30/08/15	05:40:00	a.m.	8.444	14%	13.12
1103	30/08/15	05:45:00	a.m.	8.606	14%	13.12
1104	30/08/15	05:50:00	a.m.	8.408	14%	13.12
1105	30/08/15	05:55:00	a.m.	8.429	14%	13.12
1106	30/08/15	06:00:00	a.m.	8.495	14%	13.12
1107	30/08/15	06:05:00	a.m.	8.455	14%	13.12
1108	30/08/15	06:10:00	a.m.	8.515	14%	13.12
1109	30/08/15	06:15:00	a.m.	8.453	14%	13.12
1110	30/08/15	06:20:00	a.m.	8.496	14%	13.12
1111	30/08/15	06:25:00	a.m.	8.48	14%	13.12
1112	30/08/15	06:30:00	a.m.	8.421	14%	13.12
1113	30/08/15	06:35:00	a.m.	8.553	14%	13.12
1114	30/08/15	06:40:00	a.m.	8.609	14%	13.12
1115	30/08/15	06:45:00	a.m.	8.447	14%	13.12
1116	30/08/15	06:50:00	a.m.	8.569	14%	13.12
1117	30/08/15	06:55:00	a.m.	8.4	14%	13.12
1118	30/08/15	07:00:00	a.m.	8.51	14%	13.12
1119	30/08/15	07:05:00	a.m.	8.587	14%	13.12
1120	30/08/15	07:10:00	a.m.	8.64	14%	13.12
1121	30/08/15	07:15:00	a.m.	8.494	14%	13.12
1122	30/08/15	07:20:00	a.m.	8.353	14%	13.12
1123	30/08/15	07:25:00	a.m.	8.437	14%	13.12
1124	30/08/15	07:30:00	a.m.	8.512	14%	13.12
1125	30/08/15	07:35:00	a.m.	8.501	14%	13.12
1126	30/08/15	07:40:00	a.m.	8.442	14%	13.12
1127	30/08/15	07:45:00	a.m.	8.348	14%	13.12
1128	30/08/15	07:50:00	a.m.	8.365	14%	13.12
1129	30/08/15	07:55:00	a.m.	8.41	14%	13.12
1130	30/08/15	08:00:00	a.m.	8.502	14%	13.12

N°	Fecha	Hora	am/pm	TIRANTE (CM) PUNTO P-18 COLECTOR 3 - COL. PRINC. LOS PORTALES MENORCA	TIRANTE (%)	Q (L/S) PUNTO P-18 COLECTOR 3 - COL. PRINC. LOS PORTALES MENORCA
1131	30/08/15	08:05:00	a.m.	8.888	15%	15.13
1132	30/08/15	08:10:00	a.m.	8.593	14%	13.12
1133	30/08/15	08:15:00	a.m.	8.573	14%	13.12
1134	30/08/15	08:20:00	a.m.	8.694	14%	13.12
1135	30/08/15	08:25:00	a.m.	8.602	14%	13.12
1136	30/08/15	08:30:00	a.m.	8.666	14%	13.12
1137	30/08/15	08:35:00	a.m.	8.677	14%	13.12
1138	30/08/15	08:40:00	a.m.	8.687	14%	13.12
1139	30/08/15	08:45:00	a.m.	8.664	14%	13.12
1140	30/08/15	08:50:00	a.m.	8.722	15%	15.13
1141	30/08/15	08:55:00	a.m.	8.791	15%	15.13
1142	30/08/15	09:00:00	a.m.	8.62	14%	13.12
1143	30/08/15	09:05:00	a.m.	8.733	15%	15.13
1144	30/08/15	09:10:00	a.m.	8.59	14%	13.12
1145	30/08/15	09:15:00	a.m.	8.666	14%	13.12
1146	30/08/15	09:20:00	a.m.	8.693	14%	13.12
1147	30/08/15	09:25:00	a.m.	8.705	15%	15.13
1148	30/08/15	09:30:00	a.m.	8.839	15%	15.13
1149	30/08/15	09:35:00	a.m.	8.776	15%	15.13
1150	30/08/15	09:40:00	a.m.	8.898	15%	15.13
1151	30/08/15	09:45:00	a.m.	8.804	15%	15.13
1152	30/08/15	09:50:00	a.m.	8.598	14%	13.12
			Max	32.13	54%	176.95
			Prom	12.67	21%	32.95
			Min	7.88	13%	11.25

2.18 PUNTO P-19 COLECTOR PUENTE PIEDRA

N°	Fecha	Hora	am/pm	TIRANTE (CM) PUNTO P-19 COLEC. PTE PIEDRA	TIRANTE (%)	Q (L/S) PUNTO P-19 COLEC. PTE PIEDRA
1	26/08/15	09:40:00	a.m.	41.235	59%	729.34
2	26/08/15	09:45:00	a.m.	41.16448	59%	729.34
3	26/08/15	09:50:00	a.m.	41.41914	59%	729.34
4	26/08/15	09:55:00	a.m.	41.25492	59%	729.34
5	26/08/15	10:00:00	a.m.	41.29895	59%	729.34
6	26/08/15	10:05:00	a.m.	41.91299	60%	748.47
7	26/08/15	10:10:00	a.m.	41.66904	60%	748.47
8	26/08/15	10:15:00	a.m.	41.27039	59%	729.34

N°	Fecha	Hora	am/pm	TIRANTE (CM) PUNTO P-19 COLEC. PTE PIEDRA	TIRANTE (%)	Q (L/S) PUNTO P-19 COLEC. PTE PIEDRA
9	26/08/15	10:20:00	a.m.	41.55123	59%	729.34
10	26/08/15	10:25:00	a.m.	41.74401	60%	748.47
11	26/08/15	10:30:00	a.m.	40.93243	58%	710.17
12	26/08/15	10:35:00	a.m.	40.38979	58%	710.17
13	26/08/15	10:40:00	a.m.	40.24818	57%	690.96
14	26/08/15	10:45:00	a.m.	40.25056	58%	710.17
15	26/08/15	10:50:00	a.m.	40.85032	58%	710.17
16	26/08/15	10:55:00	a.m.	41.83326	60%	748.47
17	26/08/15	11:00:00	a.m.	42.42231	61%	767.52
18	26/08/15	11:05:00	a.m.	43.27197	62%	786.49
19	26/08/15	11:10:00	a.m.	42.54369	61%	767.52
20	26/08/15	11:15:00	a.m.	42.60795	61%	767.52
21	26/08/15	11:20:00	a.m.	42.57939	61%	767.52
22	26/08/15	11:25:00	a.m.	41.77971	60%	748.47
23	26/08/15	11:30:00	a.m.	41.54528	59%	729.34
24	26/08/15	11:35:00	a.m.	42.43302	61%	767.52
25	26/08/15	11:40:00	a.m.	43.14345	62%	786.49
26	26/08/15	11:45:00	a.m.	42.78764	61%	767.52
27	26/08/15	11:50:00	a.m.	42.68292	61%	767.52
28	26/08/15	11:55:00	a.m.	43.30529	62%	786.49
29	26/08/15	12:00:00	p.m.	43.21842	62%	786.49
30	26/08/15	12:05:00	p.m.	42.69839	61%	767.52
31	26/08/15	12:10:00	p.m.	43.2208	62%	786.49
32	26/08/15	12:15:00	p.m.	43.73726	62%	786.49
33	26/08/15	12:20:00	p.m.	44.5893	64%	824.09
34	26/08/15	12:25:00	p.m.	44.72139	64%	824.09
35	26/08/15	12:30:00	p.m.	45.22	65%	842.68
36	26/08/15	12:35:00	p.m.	45.40207	65%	842.68
37	26/08/15	12:40:00	p.m.	45.83285	65%	842.68
38	26/08/15	12:45:00	p.m.	45.51631	65%	842.68
39	26/08/15	12:50:00	p.m.	44.80588	64%	824.09
40	26/08/15	12:55:00	p.m.	45.09624	64%	824.09
41	26/08/15	01:00:00	p.m.	45.42587	65%	842.68
42	26/08/15	01:05:00	p.m.	45.49251	65%	842.68
43	26/08/15	01:10:00	p.m.	45.19739	65%	842.68
44	26/08/15	01:15:00	p.m.	45.07363	64%	824.09
45	26/08/15	01:20:00	p.m.	44.79041	64%	824.09
46	26/08/15	01:25:00	p.m.	45.03198	64%	824.09
47	26/08/15	01:30:00	p.m.	45.28188	65%	842.68
48	26/08/15	01:35:00	p.m.	45.2795	65%	842.68
49	26/08/15	01:40:00	p.m.	45.15098	65%	842.68
50	26/08/15	01:45:00	p.m.	44.63571	64%	824.09

N°	Fecha	Hora	am/pm	TIRANTE (CM) PUNTO P-19 COLEC. PTE PIEDRA	TIRANTE (%)	Q (L/S) PUNTO P-19 COLEC. PTE PIEDRA
51	26/08/15	01:50:00	p.m.	44.71306	64%	824.09
52	26/08/15	01:55:00	p.m.	44.60953	64%	824.09
53	26/08/15	02:00:00	p.m.	44.64642	64%	824.09
54	26/08/15	02:05:00	p.m.	45.0653	64%	824.09
55	26/08/15	02:10:00	p.m.	44.85943	64%	824.09
56	26/08/15	02:15:00	p.m.	45.71147	65%	842.68
57	26/08/15	02:20:00	p.m.	45.77097	65%	842.68
58	26/08/15	02:25:00	p.m.	45.07006	64%	824.09
59	26/08/15	02:30:00	p.m.	44.71544	64%	824.09
60	26/08/15	02:35:00	p.m.	44.50719	64%	824.09
61	26/08/15	02:40:00	p.m.	44.41913	63%	805.35
62	26/08/15	02:45:00	p.m.	44.31203	63%	805.35
63	26/08/15	02:50:00	p.m.	44.22635	63%	805.35
64	26/08/15	02:55:00	p.m.	43.98002	63%	805.35
65	26/08/15	03:00:00	p.m.	43.64325	62%	786.49
66	26/08/15	03:05:00	p.m.	43.99192	63%	805.35
67	26/08/15	03:10:00	p.m.	44.28347	63%	805.35
68	26/08/15	03:15:00	p.m.	44.04904	63%	805.35
69	26/08/15	03:20:00	p.m.	44.18827	63%	805.35
70	26/08/15	03:25:00	p.m.	44.73924	64%	824.09
71	26/08/15	03:30:00	p.m.	45.08553	64%	824.09
72	26/08/15	03:35:00	p.m.	45.85784	66%	861.11
73	26/08/15	03:40:00	p.m.	46.3267	66%	861.11
74	26/08/15	03:45:00	p.m.	46.60159	67%	879.35
75	26/08/15	03:50:00	p.m.	46.55042	67%	879.35
76	26/08/15	03:55:00	p.m.	46.01968	66%	861.11
77	26/08/15	04:00:00	p.m.	45.10457	64%	824.09
78	26/08/15	04:05:00	p.m.	44.34059	63%	805.35
79	26/08/15	04:10:00	p.m.	43.64563	62%	786.49
80	26/08/15	04:15:00	p.m.	44.47863	64%	824.09
81	26/08/15	04:20:00	p.m.	44.62262	64%	824.09
82	26/08/15	04:25:00	p.m.	44.67736	64%	824.09
83	26/08/15	04:30:00	p.m.	44.78803	64%	824.09
84	26/08/15	04:35:00	p.m.	44.57145	64%	824.09
85	26/08/15	04:40:00	p.m.	44.92964	64%	824.09
86	26/08/15	04:45:00	p.m.	44.36558	63%	805.35
87	26/08/15	04:50:00	p.m.	44.01096	63%	805.35
88	26/08/15	04:55:00	p.m.	43.49807	62%	786.49
89	26/08/15	05:00:00	p.m.	43.12322	62%	786.49
90	26/08/15	05:05:00	p.m.	42.67578	61%	767.52
91	26/08/15	05:10:00	p.m.	42.25095	60%	748.47
92	26/08/15	05:15:00	p.m.	42.2331	60%	748.47

N°	Fecha	Hora	am/pm	TIRANTE (CM) PUNTO P-19 COLEC. PTE PIEDRA	TIRANTE (%)	Q (L/S) PUNTO P-19 COLEC. PTE PIEDRA
93	26/08/15	05:20:00	p.m.	43.24103	62%	786.49
94	26/08/15	05:25:00	p.m.	43.22318	62%	786.49
95	26/08/15	05:30:00	p.m.	42.17598	60%	748.47
96	26/08/15	05:35:00	p.m.	41.30847	59%	729.34
97	26/08/15	05:40:00	p.m.	40.89673	58%	710.17
98	26/08/15	05:45:00	p.m.	40.86936	58%	710.17
99	26/08/15	05:50:00	p.m.	40.98717	59%	729.34
100	26/08/15	05:55:00	p.m.	41.92132	60%	748.47
101	26/08/15	06:00:00	p.m.	42.47229	61%	767.52
102	26/08/15	06:05:00	p.m.	42.35091	61%	767.52
103	26/08/15	06:10:00	p.m.	42.721	61%	767.52
104	26/08/15	06:15:00	p.m.	42.99113	61%	767.52
105	26/08/15	06:20:00	p.m.	42.82929	61%	767.52
106	26/08/15	06:25:00	p.m.	43.63492	62%	786.49
107	26/08/15	06:30:00	p.m.	43.26126	62%	786.49
108	26/08/15	06:35:00	p.m.	42.41041	61%	767.52
109	26/08/15	06:40:00	p.m.	42.12481	60%	748.47
110	26/08/15	06:45:00	p.m.	41.44532	59%	729.34
111	26/08/15	06:50:00	p.m.	41.29657	59%	729.34
112	26/08/15	06:55:00	p.m.	41.41438	59%	729.34
113	26/08/15	07:00:00	p.m.	40.7456	58%	710.17
114	26/08/15	07:05:00	p.m.	40.49808	58%	710.17
115	26/08/15	07:10:00	p.m.	40.69086	58%	710.17
116	26/08/15	07:15:00	p.m.	40.98717	59%	729.34
117	26/08/15	07:20:00	p.m.	41.36559	59%	729.34
118	26/08/15	07:25:00	p.m.	41.11569	59%	729.34
119	26/08/15	07:30:00	p.m.	41.20137	59%	729.34
120	26/08/15	07:35:00	p.m.	40.43858	58%	710.17
121	26/08/15	07:40:00	p.m.	39.61629	57%	690.96
122	26/08/15	07:45:00	p.m.	39.72339	57%	690.96
123	26/08/15	07:50:00	p.m.	39.62105	57%	690.96
124	26/08/15	07:55:00	p.m.	38.96655	56%	671.74
125	26/08/15	08:00:00	p.m.	41.18828	59%	729.34
126	26/08/15	08:05:00	p.m.	38.25969	55%	652.51
127	26/08/15	08:10:00	p.m.	38.41915	55%	652.51
128	26/08/15	08:15:00	p.m.	38.45247	55%	652.51
129	26/08/15	08:20:00	p.m.	38.23589	55%	652.51
130	26/08/15	08:25:00	p.m.	38.36203	55%	652.51
131	26/08/15	08:30:00	p.m.	38.18472	55%	652.51
132	26/08/15	08:35:00	p.m.	37.70872	54%	633.31
133	26/08/15	08:40:00	p.m.	36.83407	53%	614.15
134	26/08/15	08:45:00	p.m.	35.7119	51%	575.99

N°	Fecha	Hora	am/pm	TIRANTE (CM) PUNTO P-19 COLEC. PTE PIEDRA	TIRANTE (%)	Q (L/S) PUNTO P-19 COLEC. PTE PIEDRA
135	26/08/15	08:50:00	p.m.	35.0693	50%	557.03
136	26/08/15	08:55:00	p.m.	37.83724	54%	633.31
137	26/08/15	09:00:00	p.m.	37.17322	53%	614.15
138	26/08/15	09:05:00	p.m.	36.40448	52%	595.03
139	26/08/15	09:10:00	p.m.	35.18235	50%	557.03
140	26/08/15	09:15:00	p.m.	34.16014	49%	538.17
141	26/08/15	09:20:00	p.m.	33.55562	48%	519.42
142	26/08/15	09:25:00	p.m.	33.49374	48%	519.42
143	26/08/15	09:30:00	p.m.	33.31167	48%	519.42
144	26/08/15	09:35:00	p.m.	32.9154	47%	500.81
145	26/08/15	09:40:00	p.m.	32.86899	47%	500.81
146	26/08/15	09:45:00	p.m.	32.56792	47%	500.81
147	26/08/15	09:50:00	p.m.	32.2133	46%	482.34
148	26/08/15	09:55:00	p.m.	32.3204	46%	482.34
149	26/08/15	10:00:00	p.m.	31.98363	46%	482.34
150	26/08/15	10:05:00	p.m.	31.52548	45%	464.04
151	26/08/15	10:10:00	p.m.	31.27082	45%	464.04
152	26/08/15	10:15:00	p.m.	31.09351	44%	445.91
153	26/08/15	10:20:00	p.m.	30.9519	44%	445.91
154	26/08/15	10:25:00	p.m.	30.7972	44%	445.91
155	26/08/15	10:30:00	p.m.	30.99236	44%	445.91
156	26/08/15	10:35:00	p.m.	31.19347	45%	464.04
157	26/08/15	10:40:00	p.m.	31.22203	45%	464.04
158	26/08/15	10:45:00	p.m.	30.96023	44%	445.91
159	26/08/15	10:50:00	p.m.	30.4521	44%	445.91
160	26/08/15	10:55:00	p.m.	30.04631	43%	427.97
161	26/08/15	11:00:00	p.m.	30.20815	43%	427.97
162	26/08/15	11:05:00	p.m.	29.92255	43%	427.97
163	26/08/15	11:10:00	p.m.	30.09986	43%	427.97
164	26/08/15	11:15:00	p.m.	29.60125	42%	410.23
165	26/08/15	11:20:00	p.m.	28.88606	41%	392.71
166	26/08/15	11:25:00	p.m.	27.57111	39%	358.38
167	26/08/15	11:30:00	p.m.	27.36762	39%	358.38
168	26/08/15	11:35:00	p.m.	27.25695	39%	358.38
169	26/08/15	11:40:00	p.m.	27.013	39%	358.38
170	26/08/15	11:45:00	p.m.	27.00943	39%	358.38
171	26/08/15	11:50:00	p.m.	26.83212	38%	341.60
172	26/08/15	11:55:00	p.m.	26.42514	38%	341.60
173	27/08/15	12:00:00	a.m.	26.10384	37%	325.09
174	27/08/15	12:05:00	a.m.	27.30098	39%	358.38
175	27/08/15	12:10:00	a.m.	27.54255	39%	358.38
176	27/08/15	12:15:00	a.m.	27.53779	39%	358.38

N°	Fecha	Hora	am/pm	TIRANTE (CM) PUNTO P-19 COLEC. PTE PIEDRA	TIRANTE (%)	Q (L/S) PUNTO P-19 COLEC. PTE PIEDRA
177	27/08/15	12:20:00	a.m.	27.82577	40%	375.42
178	27/08/15	12:25:00	a.m.	27.76389	40%	375.42
179	27/08/15	12:30:00	a.m.	27.22601	39%	358.38
180	27/08/15	12:35:00	a.m.	26.55366	38%	341.60
181	27/08/15	12:40:00	a.m.	25.47552	36%	308.86
182	27/08/15	12:45:00	a.m.	24.96144	36%	308.86
183	27/08/15	12:50:00	a.m.	24.63538	35%	292.93
184	27/08/15	12:55:00	a.m.	24.62229	35%	292.93
185	27/08/15	01:00:00	a.m.	24.29504	35%	292.93
186	27/08/15	01:05:00	a.m.	24.29504	35%	292.93
187	27/08/15	01:10:00	a.m.	24.2284	35%	292.93
188	27/08/15	01:15:00	a.m.	24.12487	34%	277.31
189	27/08/15	01:20:00	a.m.	24.1094	34%	277.31
190	27/08/15	01:25:00	a.m.	24.29504	35%	292.93
191	27/08/15	01:30:00	a.m.	24.15581	35%	292.93
192	27/08/15	01:35:00	a.m.	23.82975	34%	277.31
193	27/08/15	01:40:00	a.m.	23.75716	34%	277.31
194	27/08/15	01:45:00	a.m.	23.91662	34%	277.31
195	27/08/15	01:50:00	a.m.	24.31884	35%	292.93
196	27/08/15	01:55:00	a.m.	24.39262	35%	292.93
197	27/08/15	02:00:00	a.m.	24.18199	35%	292.93
198	27/08/15	02:05:00	a.m.	23.71551	34%	277.31
199	27/08/15	02:10:00	a.m.	23.91662	34%	277.31
200	27/08/15	02:15:00	a.m.	23.73217	34%	277.31
201	27/08/15	02:20:00	a.m.	23.54415	34%	277.31
202	27/08/15	02:25:00	a.m.	23.90591	34%	277.31
203	27/08/15	02:30:00	a.m.	23.22761	33%	262.01
204	27/08/15	02:35:00	a.m.	22.36724	32%	247.05
205	27/08/15	02:40:00	a.m.	21.70679	31%	232.43
206	27/08/15	02:45:00	a.m.	21.55685	31%	232.43
207	27/08/15	02:50:00	a.m.	22.12805	32%	247.05
208	27/08/15	02:55:00	a.m.	22.12329	32%	247.05
209	27/08/15	03:00:00	a.m.	22.05189	32%	247.05
210	27/08/15	03:05:00	a.m.	21.48069	31%	232.43
211	27/08/15	03:10:00	a.m.	20.38708	29%	204.27
212	27/08/15	03:15:00	a.m.	19.98486	29%	204.27
213	27/08/15	03:20:00	a.m.	20.11933	29%	204.27
214	27/08/15	03:25:00	a.m.	19.96939	29%	204.27
215	27/08/15	03:30:00	a.m.	19.99557	29%	204.27
216	27/08/15	03:35:00	a.m.	20.74408	30%	218.17
217	27/08/15	03:40:00	a.m.	21.46998	31%	232.43
218	27/08/15	03:45:00	a.m.	22.52432	32%	247.05

N°	Fecha	Hora	am/pm	TIRANTE (CM) PUNTO P-19 COLEC. PTE PIEDRA	TIRANTE (%)	Q (L/S) PUNTO P-19 COLEC. PTE PIEDRA
219	27/08/15	03:50:00	a.m.	22.64094	32%	247.05
220	27/08/15	03:55:00	a.m.	21.65205	31%	232.43
221	27/08/15	04:00:00	a.m.	22.02809	31%	232.43
222	27/08/15	04:05:00	a.m.	21.94598	31%	232.43
223	27/08/15	04:10:00	a.m.	21.54138	31%	232.43
224	27/08/15	04:15:00	a.m.	21.15582	30%	218.17
225	27/08/15	04:20:00	a.m.	20.87855	30%	218.17
226	27/08/15	04:25:00	a.m.	20.55606	29%	204.27
227	27/08/15	04:30:00	a.m.	20.37042	29%	204.27
228	27/08/15	04:35:00	a.m.	20.57748	29%	204.27
229	27/08/15	04:40:00	a.m.	20.54297	29%	204.27
230	27/08/15	04:45:00	a.m.	20.56915	29%	204.27
231	27/08/15	04:50:00	a.m.	20.74408	30%	218.17
232	27/08/15	04:55:00	a.m.	20.75479	30%	218.17
233	27/08/15	05:00:00	a.m.	21.08323	30%	218.17
234	27/08/15	05:05:00	a.m.	20.93924	30%	218.17
235	27/08/15	05:10:00	a.m.	23.34304	33%	262.01
236	27/08/15	05:15:00	a.m.	22.46839	32%	247.05
237	27/08/15	05:20:00	a.m.	20.53583	29%	204.27
238	27/08/15	05:25:00	a.m.	20.60247	29%	204.27
239	27/08/15	05:30:00	a.m.	20.57629	29%	204.27
240	27/08/15	05:35:00	a.m.	20.48466	29%	204.27
241	27/08/15	05:40:00	a.m.	20.60247	29%	204.27
242	27/08/15	05:45:00	a.m.	20.67982	30%	218.17
243	27/08/15	05:50:00	a.m.	20.78811	30%	218.17
244	27/08/15	05:55:00	a.m.	20.72385	30%	218.17
245	27/08/15	06:00:00	a.m.	20.03127	29%	204.27
246	27/08/15	06:05:00	a.m.	19.72544	28%	190.76
247	27/08/15	06:10:00	a.m.	19.56836	28%	190.76
248	27/08/15	06:15:00	a.m.	20.07292	29%	204.27
249	27/08/15	06:20:00	a.m.	20.53345	29%	204.27
250	27/08/15	06:25:00	a.m.	29.08122	42%	410.23
251	27/08/15	06:30:00	a.m.	25.49099	36%	308.86
252	27/08/15	06:35:00	a.m.	24.25458	35%	292.93
253	27/08/15	06:40:00	a.m.	24.24863	35%	292.93
254	27/08/15	06:45:00	a.m.	24.83768	35%	292.93
255	27/08/15	06:50:00	a.m.	25.18278	36%	308.86
256	27/08/15	06:55:00	a.m.	26.28353	38%	341.60
257	27/08/15	07:00:00	a.m.	27.49138	39%	358.38
258	27/08/15	07:05:00	a.m.	28.62307	41%	392.71
259	27/08/15	07:10:00	a.m.	30.72223	44%	445.91
260	27/08/15	07:15:00	a.m.	31.63615	45%	464.04

N°	Fecha	Hora	am/pm	TIRANTE (CM) PUNTO P-19 COLEC. PTE PIEDRA	TIRANTE (%)	Q (L/S) PUNTO P-19 COLEC. PTE PIEDRA
261	27/08/15	07:20:00	a.m.	32.60124	47%	500.81
262	27/08/15	07:25:00	a.m.	34.58497	49%	538.17
263	27/08/15	07:30:00	a.m.	35.72261	51%	575.99
264	27/08/15	07:35:00	a.m.	36.80313	53%	614.15
265	27/08/15	07:40:00	a.m.	37.81701	54%	633.31
266	27/08/15	07:45:00	a.m.	38.5322	55%	652.51
267	27/08/15	07:50:00	a.m.	39.4485	56%	671.74
268	27/08/15	07:55:00	a.m.	39.74124	57%	690.96
269	27/08/15	08:00:00	a.m.	40.1863	57%	690.96
270	27/08/15	08:05:00	a.m.	41.02882	59%	729.34
271	27/08/15	08:10:00	a.m.	41.95226	60%	748.47
272	27/08/15	08:15:00	a.m.	42.75194	61%	767.52
273	27/08/15	08:20:00	a.m.	43.03992	61%	767.52
274	27/08/15	08:25:00	a.m.	43.15416	62%	786.49
275	27/08/15	08:30:00	a.m.	42.8757	61%	767.52
276	27/08/15	08:35:00	a.m.	42.95781	61%	767.52
277	27/08/15	08:40:00	a.m.	43.53972	62%	786.49
278	27/08/15	08:45:00	a.m.	44.35606	63%	805.35
279	27/08/15	08:50:00	a.m.	44.88085	64%	824.09
280	27/08/15	08:55:00	a.m.	45.11409	64%	824.09
281	27/08/15	09:00:00	a.m.	44.98319	64%	824.09
282	27/08/15	09:05:00	a.m.	44.50005	64%	824.09
283	27/08/15	09:10:00	a.m.	44.05499	63%	805.35
284	27/08/15	09:15:00	a.m.	43.77415	63%	805.35
285	27/08/15	09:20:00	a.m.	44.15019	63%	805.35
286	27/08/15	09:25:00	a.m.	44.01334	63%	805.35
287	27/08/15	09:30:00	a.m.	43.6611	62%	786.49
288	27/08/15	09:35:00	a.m.	43.48617	62%	786.49
289	27/08/15	09:40:00	a.m.	43.41358	62%	786.49
290	27/08/15	09:45:00	a.m.	43.85864	63%	805.35
291	27/08/15	09:50:00	a.m.	43.40525	62%	786.49
292	27/08/15	09:55:00	a.m.	43.38026	62%	786.49
293	27/08/15	10:00:00	a.m.	43.73726	62%	786.49
294	27/08/15	10:05:00	a.m.	43.64563	62%	786.49
295	27/08/15	10:10:00	a.m.	43.95622	63%	805.35
296	27/08/15	10:15:00	a.m.	44.0181	63%	805.35
297	27/08/15	10:20:00	a.m.	43.97764	63%	805.35
298	27/08/15	10:25:00	a.m.	44.46316	64%	824.09
299	27/08/15	10:30:00	a.m.	44.45364	64%	824.09
300	27/08/15	10:35:00	a.m.	44.50481	64%	824.09
301	27/08/15	10:40:00	a.m.	44.45364	64%	824.09
302	27/08/15	10:45:00	a.m.	44.88323	64%	824.09

N°	Fecha	Hora	am/pm	TIRANTE (CM) PUNTO P-19 COLEC. PTE PIEDRA	TIRANTE (%)	Q (L/S) PUNTO P-19 COLEC. PTE PIEDRA
303	27/08/15	10:50:00	a.m.	45.01175	64%	824.09
304	27/08/15	10:55:00	a.m.	45.32591	65%	842.68
305	27/08/15	11:00:00	a.m.	45.49846	65%	842.68
306	27/08/15	11:05:00	a.m.	45.98636	66%	861.11
307	27/08/15	11:10:00	a.m.	46.20294	66%	861.11
308	27/08/15	11:15:00	a.m.	44.33464	63%	805.35
309	27/08/15	11:20:00	a.m.	45.71385	65%	842.68
310	27/08/15	11:25:00	a.m.	46.69441	67%	879.35
311	27/08/15	11:30:00	a.m.	46.53257	66%	861.11
312	27/08/15	11:35:00	a.m.	46.35764	66%	861.11
313	27/08/15	11:40:00	a.m.	46.25649	66%	861.11
314	27/08/15	11:45:00	a.m.	46.63253	67%	879.35
315	27/08/15	11:50:00	a.m.	46.92289	67%	879.35
316	27/08/15	11:55:00	a.m.	47.20611	67%	879.35
317	27/08/15	12:00:00	p.m.	47.57144	68%	897.38
318	27/08/15	12:05:00	p.m.	47.89393	68%	897.38
319	27/08/15	12:10:00	p.m.	48.24379	69%	915.18
320	27/08/15	12:15:00	p.m.	48.42824	69%	915.18
321	27/08/15	12:20:00	p.m.	48.61388	69%	915.18
322	27/08/15	12:25:00	p.m.	48.7067	70%	932.73
323	27/08/15	12:30:00	p.m.	49.29575	70%	932.73
324	27/08/15	12:35:00	p.m.	49.82887	71%	950.01
325	27/08/15	12:40:00	p.m.	50.38222	72%	966.98
326	27/08/15	12:45:00	p.m.	50.81181	73%	983.64
327	27/08/15	12:50:00	p.m.	50.9201	73%	983.64
328	27/08/15	12:55:00	p.m.	50.87845	73%	983.64
329	27/08/15	03:40:00	p.m.	47.87846	68%	897.38
330	27/08/15	03:45:00	p.m.	47.60595	68%	897.38
331	27/08/15	03:50:00	p.m.	47.55597	68%	897.38
332	27/08/15	03:55:00	p.m.	48.19262	69%	915.18
333	27/08/15	04:00:00	p.m.	48.58889	69%	915.18
334	27/08/15	04:05:00	p.m.	48.23546	69%	915.18
335	27/08/15	04:10:00	p.m.	48.27711	69%	915.18
336	27/08/15	04:15:00	p.m.	48.17358	69%	915.18
337	27/08/15	04:20:00	p.m.	48.76263	70%	932.73
338	27/08/15	04:25:00	p.m.	49.18508	70%	932.73
339	27/08/15	04:30:00	p.m.	49.34692	70%	932.73
340	27/08/15	04:35:00	p.m.	49.70749	71%	950.01
341	27/08/15	04:40:00	p.m.	50.00856	71%	950.01
342	27/08/15	04:45:00	p.m.	49.82292	71%	950.01
343	27/08/15	04:50:00	p.m.	49.6825	71%	950.01
344	27/08/15	04:55:00	p.m.	49.59682	71%	950.01

N°	Fecha	Hora	am/pm	TIRANTE (CM) PUNTO P-19 COLEC. PTE PIEDRA	TIRANTE (%)	Q (L/S) PUNTO P-19 COLEC. PTE PIEDRA
345	27/08/15	05:00:00	p.m.	49.15414	70%	932.73
346	27/08/15	05:05:00	p.m.	48.74478	70%	932.73
347	27/08/15	05:10:00	p.m.	49.26957	70%	932.73
348	27/08/15	05:15:00	p.m.	48.34851	69%	915.18
349	27/08/15	05:20:00	p.m.	48.04268	69%	915.18
350	27/08/15	05:25:00	p.m.	47.28108	68%	897.38
351	27/08/15	05:30:00	p.m.	46.88005	67%	879.35
352	27/08/15	05:35:00	p.m.	46.648	67%	879.35
353	27/08/15	05:40:00	p.m.	46.18747	66%	861.11
354	27/08/15	05:45:00	p.m.	45.90663	66%	861.11
355	27/08/15	05:50:00	p.m.	44.84158	64%	824.09
356	27/08/15	05:55:00	p.m.	44.22159	63%	805.35
357	27/08/15	06:00:00	p.m.	44.40723	63%	805.35
358	27/08/15	06:05:00	p.m.	44.28347	63%	805.35
359	27/08/15	06:10:00	p.m.	44.00739	63%	805.35
360	27/08/15	06:15:00	p.m.	43.25888	62%	786.49
361	27/08/15	06:20:00	p.m.	43.33861	62%	786.49
362	27/08/15	06:25:00	p.m.	43.32909	62%	786.49
363	27/08/15	06:30:00	p.m.	42.79359	61%	767.52
364	27/08/15	06:35:00	p.m.	42.721	61%	767.52
365	27/08/15	06:40:00	p.m.	42.27951	60%	748.47
366	27/08/15	06:45:00	p.m.	41.41914	59%	729.34
367	27/08/15	06:50:00	p.m.	41.71783	60%	748.47
368	27/08/15	06:55:00	p.m.	42.02366	60%	748.47
369	27/08/15	07:00:00	p.m.	42.45682	61%	767.52
370	27/08/15	07:05:00	p.m.	42.05222	60%	748.47
371	27/08/15	07:10:00	p.m.	41.18471	59%	729.34
372	27/08/15	07:15:00	p.m.	39.95544	57%	690.96
373	27/08/15	07:20:00	p.m.	39.02605	56%	671.74
374	27/08/15	07:25:00	p.m.	38.83089	55%	652.51
375	27/08/15	07:30:00	p.m.	38.47627	55%	652.51
376	27/08/15	07:35:00	p.m.	38.25493	55%	652.51
377	27/08/15	07:40:00	p.m.	38.24898	55%	652.51
378	27/08/15	07:45:00	p.m.	38.65834	55%	652.51
379	27/08/15	07:50:00	p.m.	38.67381	55%	652.51
380	27/08/15	07:55:00	p.m.	38.25493	55%	652.51
381	27/08/15	08:00:00	p.m.	38.19067	55%	652.51
382	27/08/15	08:05:00	p.m.	38.61788	55%	652.51
383	27/08/15	08:10:00	p.m.	39.20693	56%	671.74
384	27/08/15	08:15:00	p.m.	38.85588	56%	671.74
385	27/08/15	08:20:00	p.m.	38.31324	55%	652.51
386	27/08/15	08:25:00	p.m.	37.73014	54%	633.31

N°	Fecha	Hora	am/pm	TIRANTE (CM) PUNTO P-19 COLEC. PTE PIEDRA	TIRANTE (%)	Q (L/S) PUNTO P-19 COLEC. PTE PIEDRA
387	27/08/15	08:30:00	p.m.	37.8301	54%	633.31
388	27/08/15	08:35:00	p.m.	36.8781	53%	614.15
389	27/08/15	08:40:00	p.m.	36.7472	52%	595.03
390	27/08/15	08:45:00	p.m.	36.60559	52%	595.03
391	27/08/15	08:50:00	p.m.	36.57346	52%	595.03
392	27/08/15	08:55:00	p.m.	36.48897	52%	595.03
393	27/08/15	09:00:00	p.m.	36.28548	52%	595.03
394	27/08/15	09:05:00	p.m.	35.98203	51%	575.99
395	27/08/15	09:10:00	p.m.	36.01297	51%	575.99
396	27/08/15	09:15:00	p.m.	36.11888	52%	595.03
397	27/08/15	09:20:00	p.m.	35.8666	51%	575.99
398	27/08/15	09:25:00	p.m.	35.41916	51%	575.99
399	27/08/15	09:30:00	p.m.	35.45486	51%	575.99
400	27/08/15	09:35:00	p.m.	36.03439	51%	575.99
401	27/08/15	09:40:00	p.m.	35.95109	51%	575.99
402	27/08/15	09:45:00	p.m.	35.91063	51%	575.99
403	27/08/15	09:50:00	p.m.	34.57783	49%	538.17
404	27/08/15	09:55:00	p.m.	33.90548	48%	519.42
405	27/08/15	10:00:00	p.m.	32.68097	47%	500.81
406	27/08/15	10:05:00	p.m.	32.61195	47%	500.81
407	27/08/15	10:10:00	p.m.	31.73611	45%	464.04
408	27/08/15	10:15:00	p.m.	30.29026	43%	427.97
409	27/08/15	10:20:00	p.m.	29.49772	42%	410.23
410	27/08/15	10:25:00	p.m.	29.11454	42%	410.23
411	27/08/15	10:30:00	p.m.	28.93128	41%	392.71
412	27/08/15	10:35:00	p.m.	28.86702	41%	392.71
413	27/08/15	10:40:00	p.m.	28.74088	41%	392.71
414	27/08/15	10:45:00	p.m.	28.2506	40%	375.42
415	27/08/15	10:50:00	p.m.	27.7151	40%	375.42
416	27/08/15	10:55:00	p.m.	27.31645	39%	358.38
417	27/08/15	11:00:00	p.m.	27.03561	39%	358.38
418	27/08/15	11:05:00	p.m.	27.03323	39%	358.38
419	27/08/15	11:10:00	p.m.	27.19269	39%	358.38
420	27/08/15	11:15:00	p.m.	27.2153	39%	358.38
421	27/08/15	11:20:00	p.m.	26.7988	38%	341.60
422	27/08/15	11:25:00	p.m.	26.88091	38%	341.60
423	27/08/15	11:30:00	p.m.	26.68813	38%	341.60
424	27/08/15	11:35:00	p.m.	26.59531	38%	341.60
425	27/08/15	11:40:00	p.m.	26.59531	38%	341.60
426	27/08/15	11:45:00	p.m.	26.61673	38%	341.60
427	27/08/15	11:50:00	p.m.	26.50487	38%	341.60
428	27/08/15	11:55:00	p.m.	26.59055	38%	341.60

N°	Fecha	Hora	am/pm	TIRANTE (CM) PUNTO P-19 COLEC. PTE PIEDRA	TIRANTE (%)	Q (L/S) PUNTO P-19 COLEC. PTE PIEDRA
429	28/08/15	12:00:00	a.m.	26.60364	38%	341.60
430	28/08/15	12:05:00	a.m.	26.06338	37%	325.09
431	28/08/15	12:10:00	a.m.	26.11455	37%	325.09
432	28/08/15	12:15:00	a.m.	25.95271	37%	325.09
433	28/08/15	12:20:00	a.m.	25.4422	36%	308.86
434	28/08/15	12:25:00	a.m.	25.20539	36%	308.86
435	28/08/15	12:30:00	a.m.	25.03641	36%	308.86
436	28/08/15	12:35:00	a.m.	25.15422	36%	308.86
437	28/08/15	12:40:00	a.m.	24.63181	35%	292.93
438	28/08/15	12:45:00	a.m.	24.2284	35%	292.93
439	28/08/15	12:50:00	a.m.	24.85077	36%	308.86
440	28/08/15	12:55:00	a.m.	25.6921	37%	325.09
441	28/08/15	01:00:00	a.m.	25.98841	37%	325.09
442	28/08/15	01:05:00	a.m.	26.01697	37%	325.09
443	28/08/15	01:10:00	a.m.	26.24069	37%	325.09
444	28/08/15	01:15:00	a.m.	25.14708	36%	308.86
445	28/08/15	01:20:00	a.m.	24.45926	35%	292.93
446	28/08/15	01:25:00	a.m.	24.87933	36%	308.86
447	28/08/15	01:30:00	a.m.	24.29742	35%	292.93
448	28/08/15	01:35:00	a.m.	24.14034	34%	277.31
449	28/08/15	01:40:00	a.m.	23.8238	34%	277.31
450	28/08/15	01:45:00	a.m.	22.54217	32%	247.05
451	28/08/15	01:50:00	a.m.	23.1574	33%	262.01
452	28/08/15	01:55:00	a.m.	23.6334	34%	277.31
453	28/08/15	02:00:00	a.m.	23.68814	34%	277.31
454	28/08/15	02:05:00	a.m.	24.57588	35%	292.93
455	28/08/15	02:10:00	a.m.	23.23237	33%	262.01
456	28/08/15	02:15:00	a.m.	21.37716	31%	232.43
457	28/08/15	02:20:00	a.m.	20.97613	30%	218.17
458	28/08/15	02:25:00	a.m.	20.50013	29%	204.27
459	28/08/15	02:30:00	a.m.	19.88252	28%	190.76
460	28/08/15	02:35:00	a.m.	19.58859	28%	190.76
461	28/08/15	02:40:00	a.m.	19.95392	29%	204.27
462	28/08/15	02:45:00	a.m.	19.97177	29%	204.27
463	28/08/15	02:50:00	a.m.	20.19668	29%	204.27
464	28/08/15	02:55:00	a.m.	19.98962	29%	204.27
465	28/08/15	03:00:00	a.m.	19.46007	28%	190.76
466	28/08/15	03:05:00	a.m.	19.45769	28%	190.76
467	28/08/15	03:10:00	a.m.	19.33631	28%	190.76
468	28/08/15	03:15:00	a.m.	19.17685	27%	177.64
469	28/08/15	03:20:00	a.m.	19.10188	27%	177.64
470	28/08/15	03:25:00	a.m.	18.87578	27%	177.64

N°	Fecha	Hora	am/pm	TIRANTE (CM) PUNTO P-19 COLEC. PTE PIEDRA	TIRANTE (%)	Q (L/S) PUNTO P-19 COLEC. PTE PIEDRA
471	28/08/15	03:30:00	a.m.	18.79843	27%	177.64
472	28/08/15	03:35:00	a.m.	18.65682	27%	177.64
473	28/08/15	03:40:00	a.m.	18.67586	27%	177.64
474	28/08/15	03:45:00	a.m.	18.56995	27%	177.64
475	28/08/15	03:50:00	a.m.	18.55924	27%	177.64
476	28/08/15	03:55:00	a.m.	18.56995	27%	177.64
477	28/08/15	04:00:00	a.m.	18.49498	26%	164.92
478	28/08/15	04:05:00	a.m.	18.58066	27%	177.64
479	28/08/15	04:10:00	a.m.	19.05904	27%	177.64
480	28/08/15	04:15:00	a.m.	18.89601	27%	177.64
481	28/08/15	04:20:00	a.m.	18.68776	27%	177.64
482	28/08/15	04:25:00	a.m.	18.60089	27%	177.64
483	28/08/15	04:30:00	a.m.	18.34861	26%	164.92
484	28/08/15	04:35:00	a.m.	18.19986	26%	164.92
485	28/08/15	04:40:00	a.m.	17.97852	26%	164.92
486	28/08/15	04:45:00	a.m.	18.04516	26%	164.92
487	28/08/15	04:50:00	a.m.	18.10466	26%	164.92
488	28/08/15	04:55:00	a.m.	18.09157	26%	164.92
489	28/08/15	05:00:00	a.m.	18.86626	27%	177.64
490	28/08/15	05:05:00	a.m.	19.26967	28%	190.76
491	28/08/15	05:10:00	a.m.	18.98407	27%	177.64
492	28/08/15	05:15:00	a.m.	19.01977	27%	177.64
493	28/08/15	05:20:00	a.m.	18.97098	27%	177.64
494	28/08/15	05:25:00	a.m.	19.95868	29%	204.27
495	28/08/15	05:30:00	a.m.	19.94678	28%	190.76
496	28/08/15	05:35:00	a.m.	19.57907	28%	190.76
497	28/08/15	05:40:00	a.m.	20.08482	29%	204.27
498	28/08/15	05:45:00	a.m.	20.24428	29%	204.27
499	28/08/15	05:50:00	a.m.	20.59295	29%	204.27
500	28/08/15	05:55:00	a.m.	21.19152	30%	218.17
501	28/08/15	06:00:00	a.m.	21.57827	31%	232.43
502	28/08/15	06:05:00	a.m.	23.29663	33%	262.01
503	28/08/15	06:10:00	a.m.	21.11774	30%	218.17
504	28/08/15	06:15:00	a.m.	20.58938	29%	204.27
505	28/08/15	06:20:00	a.m.	20.33829	29%	204.27
506	28/08/15	06:25:00	a.m.	21.07847	30%	218.17
507	28/08/15	06:30:00	a.m.	21.48307	31%	232.43
508	28/08/15	06:35:00	a.m.	21.54495	31%	232.43
509	28/08/15	06:40:00	a.m.	22.01857	31%	232.43
510	28/08/15	06:45:00	a.m.	22.75875	33%	262.01
511	28/08/15	06:50:00	a.m.	23.68814	34%	277.31
512	28/08/15	06:55:00	a.m.	24.29504	35%	292.93

N°	Fecha	Hora	am/pm	TIRANTE (CM) PUNTO P-19 COLEC. PTE PIEDRA	TIRANTE (%)	Q (L/S) PUNTO P-19 COLEC. PTE PIEDRA
513	28/08/15	07:00:00	a.m.	24.83292	35%	292.93
514	28/08/15	07:05:00	a.m.	25.57072	37%	325.09
515	28/08/15	07:10:00	a.m.	26.01935	37%	325.09
516	28/08/15	07:15:00	a.m.	26.92732	38%	341.60
517	28/08/15	07:20:00	a.m.	27.90074	40%	375.42
518	28/08/15	07:25:00	a.m.	29.96182	43%	427.97
519	28/08/15	07:30:00	a.m.	30.61989	44%	445.91
520	28/08/15	07:35:00	a.m.	32.45963	46%	482.34
521	28/08/15	07:40:00	a.m.	34.03519	49%	538.17
522	28/08/15	07:45:00	a.m.	34.5695	49%	538.17
523	28/08/15	07:50:00	a.m.	34.71706	50%	557.03
524	28/08/15	07:55:00	a.m.	35.5453	51%	575.99
525	28/08/15	08:00:00	a.m.	36.26763	52%	595.03
526	28/08/15	08:05:00	a.m.	36.6996	52%	595.03
527	28/08/15	08:10:00	a.m.	37.93006	54%	633.31
528	28/08/15	08:15:00	a.m.	38.32633	55%	652.51
529	28/08/15	08:20:00	a.m.	39.19146	56%	671.74
530	28/08/15	08:25:00	a.m.	40.25413	58%	710.17
531	28/08/15	08:30:00	a.m.	41.31323	59%	729.34
532	28/08/15	08:35:00	a.m.	42.49966	61%	767.52
533	28/08/15	08:40:00	a.m.	42.1736	60%	748.47
534	28/08/15	08:45:00	a.m.	42.65436	61%	767.52
535	28/08/15	08:50:00	a.m.	42.53417	61%	767.52
536	28/08/15	08:55:00	a.m.	42.10696	60%	748.47
537	28/08/15	09:00:00	a.m.	41.34417	59%	729.34
538	28/08/15	09:05:00	a.m.	40.73489	58%	710.17
539	28/08/15	09:10:00	a.m.	41.36083	59%	729.34
540	28/08/15	09:15:00	a.m.	41.41438	59%	729.34
541	28/08/15	09:20:00	a.m.	41.55004	59%	729.34
542	28/08/15	09:25:00	a.m.	41.07523	59%	729.34
543	28/08/15	09:30:00	a.m.	41.20375	59%	729.34
544	28/08/15	09:35:00	a.m.	41.73092	60%	748.47
545	28/08/15	09:40:00	a.m.	41.59407	59%	729.34
546	28/08/15	09:45:00	a.m.	41.55361	59%	729.34
547	28/08/15	09:50:00	a.m.	41.61787	59%	729.34
548	28/08/15	09:55:00	a.m.	41.8285	60%	748.47
549	28/08/15	10:00:00	a.m.	42.01414	60%	748.47
550	28/08/15	10:05:00	a.m.	42.39256	61%	767.52
551	28/08/15	10:10:00	a.m.	42.52108	61%	767.52
552	28/08/15	10:15:00	a.m.	42.62818	61%	767.52
553	28/08/15	10:20:00	a.m.	42.76027	61%	767.52
554	28/08/15	10:25:00	a.m.	42.70077	61%	767.52

N°	Fecha	Hora	am/pm	TIRANTE (CM) PUNTO P-19 COLEC. PTE PIEDRA	TIRANTE (%)	Q (L/S) PUNTO P-19 COLEC. PTE PIEDRA
555	28/08/15	10:30:00	a.m.	42.49728	61%	767.52
556	28/08/15	10:35:00	a.m.	41.99867	60%	748.47
557	28/08/15	10:40:00	a.m.	43.28744	62%	786.49
558	28/08/15	10:45:00	a.m.	43.50164	62%	786.49
559	28/08/15	10:50:00	a.m.	43.6016	62%	786.49
560	28/08/15	10:55:00	a.m.	43.23151	62%	786.49
561	28/08/15	11:00:00	a.m.	43.42191	62%	786.49
562	28/08/15	11:05:00	a.m.	43.89791	63%	805.35
563	28/08/15	11:10:00	a.m.	44.1133	63%	805.35
564	28/08/15	11:15:00	a.m.	44.22873	63%	805.35
565	28/08/15	11:20:00	a.m.	44.48339	64%	824.09
566	28/08/15	11:25:00	a.m.	44.41437	63%	805.35
567	28/08/15	11:30:00	a.m.	44.27038	63%	805.35
568	28/08/15	11:35:00	a.m.	44.38105	63%	805.35
569	28/08/15	11:40:00	a.m.	44.40961	63%	805.35
570	28/08/15	11:45:00	a.m.	44.51195	64%	824.09
571	28/08/15	11:50:00	a.m.	44.63333	64%	824.09
572	28/08/15	11:55:00	a.m.	44.72139	64%	824.09
573	28/08/15	12:00:00	p.m.	43.74559	62%	786.49
574	28/08/15	12:05:00	p.m.	43.41596	62%	786.49
575	28/08/15	12:10:00	p.m.	44.59525	64%	824.09
576	28/08/15	12:15:00	p.m.	45.54606	65%	842.68
577	28/08/15	12:20:00	p.m.	45.39493	65%	842.68
578	28/08/15	12:25:00	p.m.	44.71306	64%	824.09
579	28/08/15	12:30:00	p.m.	44.74876	64%	824.09
580	28/08/15	12:35:00	p.m.	44.95225	64%	824.09
581	28/08/15	12:40:00	p.m.	44.83087	64%	824.09
582	28/08/15	12:45:00	p.m.	44.21683	63%	805.35
583	28/08/15	12:50:00	p.m.	43.45523	62%	786.49
584	28/08/15	12:55:00	p.m.	43.26126	62%	786.49
585	28/08/15	01:00:00	p.m.	43.93123	63%	805.35
586	28/08/15	01:05:00	p.m.	43.96931	63%	805.35
587	28/08/15	01:10:00	p.m.	43.99311	63%	805.35
588	28/08/15	01:15:00	p.m.	44.48458	64%	824.09
589	28/08/15	01:20:00	p.m.	44.01572	63%	805.35
590	28/08/15	01:25:00	p.m.	43.71465	62%	786.49
591	28/08/15	01:30:00	p.m.	44.12877	63%	805.35
592	28/08/15	01:35:00	p.m.	44.56431	64%	824.09
593	28/08/15	01:40:00	p.m.	44.10854	63%	805.35
594	28/08/15	01:45:00	p.m.	43.80152	63%	805.35
595	28/08/15	01:50:00	p.m.	43.58375	62%	786.49
596	28/08/15	01:55:00	p.m.	43.67538	62%	786.49

N°	Fecha	Hora	am/pm	TIRANTE (CM) PUNTO P-19 COLEC. PTE PIEDRA	TIRANTE (%)	Q (L/S) PUNTO P-19 COLEC. PTE PIEDRA
597	28/08/15	02:00:00	p.m.	43.50402	62%	786.49
598	28/08/15	02:05:00	p.m.	43.57542	62%	786.49
599	28/08/15	02:10:00	p.m.	43.28506	62%	786.49
600	28/08/15	02:15:00	p.m.	43.34932	62%	786.49
601	28/08/15	02:20:00	p.m.	43.26959	62%	786.49
602	28/08/15	02:25:00	p.m.	43.70156	62%	786.49
603	28/08/15	02:30:00	p.m.	43.65515	62%	786.49
604	28/08/15	02:35:00	p.m.	43.54805	62%	786.49
605	28/08/15	02:40:00	p.m.	43.22318	62%	786.49
606	28/08/15	02:45:00	p.m.	42.71386	61%	767.52
607	28/08/15	02:50:00	p.m.	43.18986	62%	786.49
608	28/08/15	02:55:00	p.m.	43.01017	61%	767.52
609	28/08/15	03:00:00	p.m.	43.25174	62%	786.49
610	28/08/15	03:05:00	p.m.	43.1613	62%	786.49
611	28/08/15	03:10:00	p.m.	42.63413	61%	767.52
612	28/08/15	03:15:00	p.m.	42.82453	61%	767.52
613	28/08/15	03:20:00	p.m.	42.79121	61%	767.52
614	28/08/15	03:25:00	p.m.	42.86499	61%	767.52
615	28/08/15	03:30:00	p.m.	42.60319	61%	767.52
616	28/08/15	03:35:00	p.m.	42.9709	61%	767.52
617	28/08/15	03:40:00	p.m.	42.46991	61%	767.52
618	28/08/15	03:45:00	p.m.	42.48181	61%	767.52
619	28/08/15	03:50:00	p.m.	41.88324	60%	748.47
620	28/08/15	03:55:00	p.m.	42.3997	61%	767.52
621	28/08/15	04:00:00	p.m.	42.45444	61%	767.52
622	28/08/15	04:05:00	p.m.	42.46872	61%	767.52
623	28/08/15	04:10:00	p.m.	42.60557	61%	767.52
624	28/08/15	04:15:00	p.m.	42.34853	60%	748.47
625	28/08/15	04:20:00	p.m.	42.31759	60%	748.47
626	28/08/15	04:25:00	p.m.	42.44849	61%	767.52
627	28/08/15	04:30:00	p.m.	42.09863	60%	748.47
628	28/08/15	04:35:00	p.m.	42.33544	60%	748.47
629	28/08/15	04:40:00	p.m.	42.60081	61%	767.52
630	28/08/15	04:45:00	p.m.	42.48538	61%	767.52
631	28/08/15	04:50:00	p.m.	42.85071	61%	767.52
632	28/08/15	04:55:00	p.m.	43.11251	62%	786.49
633	28/08/15	05:00:00	p.m.	43.00184	61%	767.52
634	28/08/15	05:05:00	p.m.	43.60874	62%	786.49
635	28/08/15	05:10:00	p.m.	43.54448	62%	786.49
636	28/08/15	05:15:00	p.m.	43.39573	62%	786.49
637	28/08/15	05:20:00	p.m.	43.48855	62%	786.49
638	28/08/15	05:25:00	p.m.	42.86261	61%	767.52

N°	Fecha	Hora	am/pm	TIRANTE (CM) PUNTO P-19 COLEC. PTE PIEDRA	TIRANTE (%)	Q (L/S) PUNTO P-19 COLEC. PTE PIEDRA
639	28/08/15	05:30:00	p.m.	42.72695	61%	767.52
640	28/08/15	05:35:00	p.m.	42.62818	61%	767.52
641	28/08/15	05:40:00	p.m.	42.64722	61%	767.52
642	28/08/15	05:45:00	p.m.	42.84714	61%	767.52
643	28/08/15	05:50:00	p.m.	43.15892	62%	786.49
644	28/08/15	05:55:00	p.m.	43.27673	62%	786.49
645	28/08/15	06:00:00	p.m.	43.74321	62%	786.49
646	28/08/15	06:05:00	p.m.	43.75273	63%	805.35
647	28/08/15	06:10:00	p.m.	43.49331	62%	786.49
648	28/08/15	06:15:00	p.m.	43.40525	62%	786.49
649	28/08/15	06:20:00	p.m.	43.38978	62%	786.49
650	28/08/15	06:25:00	p.m.	42.69006	61%	767.52
651	28/08/15	06:30:00	p.m.	42.6258	61%	767.52
652	28/08/15	06:35:00	p.m.	41.78209	60%	748.47
653	28/08/15	06:40:00	p.m.	41.6738	60%	748.47
654	28/08/15	06:45:00	p.m.	41.24421	59%	729.34
655	28/08/15	06:50:00	p.m.	40.51831	58%	710.17
656	28/08/15	06:55:00	p.m.	40.33862	58%	710.17
657	28/08/15	07:00:00	p.m.	40.36718	58%	710.17
658	28/08/15	07:05:00	p.m.	40.31244	58%	710.17
659	28/08/15	07:10:00	p.m.	40.24104	57%	690.96
660	28/08/15	07:15:00	p.m.	40.09467	57%	690.96
661	28/08/15	07:20:00	p.m.	40.15536	57%	690.96
662	28/08/15	07:25:00	p.m.	40.29697	58%	710.17
663	28/08/15	07:30:00	p.m.	41.05976	59%	729.34
664	28/08/15	07:35:00	p.m.	41.72616	60%	748.47
665	28/08/15	07:40:00	p.m.	40.96099	59%	729.34
666	28/08/15	07:45:00	p.m.	40.37789	58%	710.17
667	28/08/15	07:50:00	p.m.	39.81383	57%	690.96
668	28/08/15	07:55:00	p.m.	39.52585	56%	671.74
669	28/08/15	08:00:00	p.m.	40.47309	58%	710.17
670	28/08/15	08:05:00	p.m.	40.28507	58%	710.17
671	28/08/15	08:10:00	p.m.	39.71149	57%	690.96
672	28/08/15	08:15:00	p.m.	40.29221	58%	710.17
673	28/08/15	08:20:00	p.m.	40.04231	57%	690.96
674	28/08/15	08:25:00	p.m.	39.6984	57%	690.96
675	28/08/15	08:30:00	p.m.	38.87492	56%	671.74
676	28/08/15	08:35:00	p.m.	38.39892	55%	652.51
677	28/08/15	08:40:00	p.m.	38.2823	55%	652.51
678	28/08/15	08:45:00	p.m.	38.03597	54%	633.31
679	28/08/15	08:50:00	p.m.	37.7349	54%	633.31
680	28/08/15	08:55:00	p.m.	37.90388	54%	633.31

N°	Fecha	Hora	am/pm	TIRANTE (CM) PUNTO P-19 COLEC. PTE PIEDRA	TIRANTE (%)	Q (L/S) PUNTO P-19 COLEC. PTE PIEDRA
681	28/08/15	09:00:00	p.m.	37.77298	54%	633.31
682	28/08/15	09:05:00	p.m.	37.70634	54%	633.31
683	28/08/15	09:10:00	p.m.	37.79678	54%	633.31
684	28/08/15	09:15:00	p.m.	37.59567	54%	633.31
685	28/08/15	09:20:00	p.m.	37.39694	53%	614.15
686	28/08/15	09:25:00	p.m.	37.32316	53%	614.15
687	28/08/15	09:30:00	p.m.	37.60876	54%	633.31
688	28/08/15	09:35:00	p.m.	37.29936	53%	614.15
689	28/08/15	09:40:00	p.m.	36.9852	53%	614.15
690	28/08/15	09:45:00	p.m.	36.54014	52%	595.03
691	28/08/15	09:50:00	p.m.	35.49056	51%	575.99
692	28/08/15	09:55:00	p.m.	34.31722	49%	538.17
693	28/08/15	10:00:00	p.m.	32.78688	47%	500.81
694	28/08/15	10:05:00	p.m.	32.36205	46%	482.34
695	28/08/15	10:10:00	p.m.	32.16451	46%	482.34
696	28/08/15	10:15:00	p.m.	31.9396	46%	482.34
697	28/08/15	10:20:00	p.m.	31.06257	44%	445.91
698	28/08/15	10:25:00	p.m.	30.62822	44%	445.91
699	28/08/15	10:30:00	p.m.	30.31168	43%	427.97
700	28/08/15	10:35:00	p.m.	30.22124	43%	427.97
701	28/08/15	10:40:00	p.m.	29.74524	42%	410.23
702	28/08/15	10:45:00	p.m.	29.57031	42%	410.23
703	28/08/15	10:50:00	p.m.	29.03481	41%	392.71
704	28/08/15	10:55:00	p.m.	28.49693	41%	392.71
705	28/08/15	11:00:00	p.m.	28.09828	40%	375.42
706	28/08/15	11:05:00	p.m.	27.93168	40%	375.42
707	28/08/15	11:10:00	p.m.	27.74009	40%	375.42
708	28/08/15	11:15:00	p.m.	27.59848	39%	358.38
709	28/08/15	11:20:00	p.m.	27.82815	40%	375.42
710	28/08/15	11:25:00	p.m.	27.99237	40%	375.42
711	28/08/15	11:30:00	p.m.	28.63021	41%	392.71
712	28/08/15	11:35:00	p.m.	28.92652	41%	392.71
713	28/08/15	11:40:00	p.m.	28.48146	41%	392.71
714	28/08/15	11:45:00	p.m.	28.32438	40%	375.42
715	28/08/15	11:50:00	p.m.	27.63775	39%	358.38
716	28/08/15	11:55:00	p.m.	27.00229	39%	358.38
717	29/08/15	12:00:00	a.m.	26.47988	38%	341.60
718	29/08/15	12:05:00	a.m.	26.14311	37%	325.09
719	29/08/15	12:10:00	a.m.	25.7278	37%	325.09
720	29/08/15	12:15:00	a.m.	25.92177	37%	325.09
721	29/08/15	12:20:00	a.m.	26.11217	37%	325.09
722	29/08/15	12:25:00	a.m.	25.8468	37%	325.09

N°	Fecha	Hora	am/pm	TIRANTE (CM) PUNTO P-19 COLEC. PTE PIEDRA	TIRANTE (%)	Q (L/S) PUNTO P-19 COLEC. PTE PIEDRA
723	29/08/15	12:30:00	a.m.	25.62546	37%	325.09
724	29/08/15	12:35:00	a.m.	25.22443	36%	308.86
725	29/08/15	12:40:00	a.m.	24.92098	36%	308.86
726	29/08/15	12:45:00	a.m.	24.871	36%	308.86
727	29/08/15	12:50:00	a.m.	25.89321	37%	325.09
728	29/08/15	12:55:00	a.m.	26.80594	38%	341.60
729	29/08/15	01:00:00	a.m.	27.22125	39%	358.38
730	29/08/15	01:05:00	a.m.	26.66552	38%	341.60
731	29/08/15	01:10:00	a.m.	26.60126	38%	341.60
732	29/08/15	01:15:00	a.m.	26.34065	38%	341.60
733	29/08/15	01:20:00	a.m.	26.05981	37%	325.09
734	29/08/15	01:25:00	a.m.	26.20975	37%	325.09
735	29/08/15	01:30:00	a.m.	26.55485	38%	341.60
736	29/08/15	01:35:00	a.m.	25.48385	36%	308.86
737	29/08/15	01:40:00	a.m.	24.9305	36%	308.86
738	29/08/15	01:45:00	a.m.	24.20222	35%	292.93
739	29/08/15	01:50:00	a.m.	23.91662	34%	277.31
740	29/08/15	01:55:00	a.m.	25.43982	36%	308.86
741	29/08/15	02:00:00	a.m.	25.07925	36%	308.86
742	29/08/15	02:05:00	a.m.	25.19111	36%	308.86
743	29/08/15	02:10:00	a.m.	25.52193	36%	308.86
744	29/08/15	02:15:00	a.m.	24.97453	36%	308.86
745	29/08/15	02:20:00	a.m.	25.07449	36%	308.86
746	29/08/15	02:25:00	a.m.	25.41959	36%	308.86
747	29/08/15	02:30:00	a.m.	24.67108	35%	292.93
748	29/08/15	02:35:00	a.m.	24.15581	35%	292.93
749	29/08/15	02:40:00	a.m.	23.54653	34%	277.31
750	29/08/15	02:45:00	a.m.	23.39897	33%	262.01
751	29/08/15	02:50:00	a.m.	22.37557	32%	247.05
752	29/08/15	02:55:00	a.m.	21.82936	31%	232.43
753	29/08/15	03:00:00	a.m.	21.63658	31%	232.43
754	29/08/15	03:05:00	a.m.	21.79128	31%	232.43
755	29/08/15	03:10:00	a.m.	21.77105	31%	232.43
756	29/08/15	03:15:00	a.m.	21.51401	31%	232.43
757	29/08/15	03:20:00	a.m.	21.08323	30%	218.17
758	29/08/15	03:25:00	a.m.	20.80358	30%	218.17
759	29/08/15	03:30:00	a.m.	20.78811	30%	218.17
760	29/08/15	03:35:00	a.m.	21.5033	31%	232.43
761	29/08/15	03:40:00	a.m.	21.84007	31%	232.43
762	29/08/15	03:45:00	a.m.	22.04118	31%	232.43
763	29/08/15	03:50:00	a.m.	21.92575	31%	232.43
764	29/08/15	03:55:00	a.m.	21.52948	31%	232.43

N°	Fecha	Hora	am/pm	TIRANTE (CM) PUNTO P-19 COLEC. PTE PIEDRA	TIRANTE (%)	Q (L/S) PUNTO P-19 COLEC. PTE PIEDRA
765	29/08/15	04:00:00	a.m.	21.55923	31%	232.43
766	29/08/15	04:05:00	a.m.	21.2177	30%	218.17
767	29/08/15	04:10:00	a.m.	21.90671	31%	232.43
768	29/08/15	04:15:00	a.m.	21.72464	31%	232.43
769	29/08/15	04:20:00	a.m.	21.3843	31%	232.43
770	29/08/15	04:25:00	a.m.	21.06062	30%	218.17
771	29/08/15	04:30:00	a.m.	21.02254	30%	218.17
772	29/08/15	04:35:00	a.m.	21.08085	30%	218.17
773	29/08/15	04:40:00	a.m.	21.91028	31%	232.43
774	29/08/15	04:45:00	a.m.	22.62309	32%	247.05
775	29/08/15	04:50:00	a.m.	22.56359	32%	247.05
776	29/08/15	04:55:00	a.m.	23.21214	33%	262.01
777	29/08/15	05:00:00	a.m.	22.71829	32%	247.05
778	29/08/15	05:05:00	a.m.	22.08997	32%	247.05
779	29/08/15	05:10:00	a.m.	21.55209	31%	232.43
780	29/08/15	05:15:00	a.m.	21.29981	30%	218.17
781	29/08/15	05:20:00	a.m.	21.76034	31%	232.43
782	29/08/15	05:25:00	a.m.	21.93289	31%	232.43
783	29/08/15	05:30:00	a.m.	21.08085	30%	218.17
784	29/08/15	05:35:00	a.m.	20.34067	29%	204.27
785	29/08/15	05:40:00	a.m.	20.16217	29%	204.27
786	29/08/15	05:45:00	a.m.	21.77105	31%	232.43
787	29/08/15	05:50:00	a.m.	22.11615	32%	247.05
788	29/08/15	05:55:00	a.m.	22.28751	32%	247.05
789	29/08/15	06:00:00	a.m.	23.87616	34%	277.31
790	29/08/15	06:05:00	a.m.	23.67981	34%	277.31
791	29/08/15	06:10:00	a.m.	24.82816	35%	292.93
792	29/08/15	06:15:00	a.m.	25.1566	36%	308.86
793	29/08/15	06:20:00	a.m.	24.02015	34%	277.31
794	29/08/15	06:25:00	a.m.	23.24784	33%	262.01
795	29/08/15	06:30:00	a.m.	23.78572	34%	277.31
796	29/08/15	06:35:00	a.m.	23.97136	34%	277.31
797	29/08/15	06:40:00	a.m.	24.34145	35%	292.93
798	29/08/15	06:45:00	a.m.	24.56755	35%	292.93
799	29/08/15	06:50:00	a.m.	25.52788	36%	308.86
800	29/08/15	06:55:00	a.m.	26.08361	37%	325.09
801	29/08/15	07:00:00	a.m.	27.19745	39%	358.38
802	29/08/15	07:05:00	a.m.	28.34818	40%	375.42
803	29/08/15	07:10:00	a.m.	28.18872	40%	375.42
804	29/08/15	07:15:00	a.m.	28.48979	41%	392.71
805	29/08/15	07:20:00	a.m.	29.8452	43%	427.97
806	29/08/15	07:25:00	a.m.	31.0828	44%	445.91

N°	Fecha	Hora	am/pm	TIRANTE (CM) PUNTO P-19 COLEC. PTE PIEDRA	TIRANTE (%)	Q (L/S) PUNTO P-19 COLEC. PTE PIEDRA
807	29/08/15	07:30:00	a.m.	33.49374	48%	519.42
808	29/08/15	07:35:00	a.m.	35.30373	50%	557.03
809	29/08/15	07:40:00	a.m.	36.4616	52%	595.03
810	29/08/15	07:45:00	a.m.	37.34577	53%	614.15
811	29/08/15	07:50:00	a.m.	38.19067	55%	652.51
812	29/08/15	07:55:00	a.m.	37.69563	54%	633.31
813	29/08/15	08:00:00	a.m.	36.81622	53%	614.15
814	29/08/15	08:05:00	a.m.	36.52824	52%	595.03
815	29/08/15	08:10:00	a.m.	37.00067	53%	614.15
816	29/08/15	08:15:00	a.m.	37.14585	53%	614.15
817	29/08/15	08:20:00	a.m.	37.29936	53%	614.15
818	29/08/15	08:25:00	a.m.	37.49333	54%	633.31
819	29/08/15	08:30:00	a.m.	38.01455	54%	633.31
820	29/08/15	08:35:00	a.m.	38.21566	55%	652.51
821	29/08/15	08:40:00	a.m.	38.80233	55%	652.51
822	29/08/15	08:45:00	a.m.	40.13513	57%	690.96
823	29/08/15	08:50:00	a.m.	41.27039	59%	729.34
824	29/08/15	08:55:00	a.m.	41.8047	60%	748.47
825	29/08/15	09:00:00	a.m.	42.19621	60%	748.47
826	29/08/15	09:05:00	a.m.	42.53655	61%	767.52
827	29/08/15	09:10:00	a.m.	42.364	61%	767.52
828	29/08/15	09:15:00	a.m.	42.33544	60%	748.47
829	29/08/15	09:20:00	a.m.	42.82215	61%	767.52
830	29/08/15	09:25:00	a.m.	42.86023	61%	767.52
831	29/08/15	09:30:00	a.m.	42.88284	61%	767.52
832	29/08/15	09:35:00	a.m.	42.98161	61%	767.52
833	29/08/15	09:40:00	a.m.	42.85071	61%	767.52
834	29/08/15	09:45:00	a.m.	43.18391	62%	786.49
835	29/08/15	09:50:00	a.m.	43.41596	62%	786.49
836	29/08/15	09:55:00	a.m.	44.08236	63%	805.35
837	29/08/15	10:00:00	a.m.	44.55836	64%	824.09
838	29/08/15	10:05:00	a.m.	44.91893	64%	824.09
839	29/08/15	10:10:00	a.m.	45.25094	65%	842.68
840	29/08/15	10:15:00	a.m.	45.26879	65%	842.68
841	29/08/15	10:20:00	a.m.	45.33305	65%	842.68
842	29/08/15	10:25:00	a.m.	45.3866	65%	842.68
843	29/08/15	10:30:00	a.m.	45.47228	65%	842.68
844	29/08/15	10:35:00	a.m.	45.4461	65%	842.68
845	29/08/15	10:40:00	a.m.	45.68529	65%	842.68
846	29/08/15	10:45:00	a.m.	46.16367	66%	861.11
847	29/08/15	10:50:00	a.m.	46.09703	66%	861.11
848	29/08/15	10:55:00	a.m.	46.33146	66%	861.11

N°	Fecha	Hora	am/pm	TIRANTE (CM) PUNTO P-19 COLEC. PTE PIEDRA	TIRANTE (%)	Q (L/S) PUNTO P-19 COLEC. PTE PIEDRA
849	29/08/15	11:00:00	a.m.	46.32075	66%	861.11
850	29/08/15	11:05:00	a.m.	46.40643	66%	861.11
851	29/08/15	11:10:00	a.m.	46.22079	66%	861.11
852	29/08/15	11:15:00	a.m.	45.98636	66%	861.11
853	29/08/15	11:20:00	a.m.	45.86379	66%	861.11
854	29/08/15	11:25:00	a.m.	46.31837	66%	861.11
855	29/08/15	11:30:00	a.m.	46.78485	67%	879.35
856	29/08/15	11:35:00	a.m.	46.68132	67%	879.35
857	29/08/15	11:40:00	a.m.	46.78961	67%	879.35
858	29/08/15	11:45:00	a.m.	46.648	67%	879.35
859	29/08/15	11:50:00	a.m.	46.95621	67%	879.35
860	29/08/15	11:55:00	a.m.	47.40484	68%	897.38
861	29/08/15	12:00:00	p.m.	48.06291	69%	915.18
862	29/08/15	12:05:00	p.m.	47.98318	69%	915.18
863	29/08/15	12:10:00	p.m.	47.9213	68%	897.38
864	29/08/15	12:15:00	p.m.	48.62102	69%	915.18
865	29/08/15	12:20:00	p.m.	49.27314	70%	932.73
866	29/08/15	12:25:00	p.m.	49.48615	71%	950.01
867	29/08/15	12:30:00	p.m.	49.89551	71%	950.01
868	29/08/15	12:35:00	p.m.	50.23228	72%	966.98
869	29/08/15	12:40:00	p.m.	49.64799	71%	950.01
870	29/08/15	12:45:00	p.m.	49.09464	70%	932.73
871	29/08/15	12:50:00	p.m.	48.61864	69%	915.18
872	29/08/15	12:55:00	p.m.	48.21523	69%	915.18
873	29/08/15	01:00:00	p.m.	48.24617	69%	915.18
874	29/08/15	01:05:00	p.m.	48.06648	69%	915.18
875	29/08/15	01:10:00	p.m.	48.63173	69%	915.18
876	29/08/15	01:15:00	p.m.	48.99944	70%	932.73
877	29/08/15	01:20:00	p.m.	49.3374	70%	932.73
878	29/08/15	01:25:00	p.m.	49.18032	70%	932.73
879	29/08/15	01:30:00	p.m.	48.71741	70%	932.73
880	29/08/15	01:35:00	p.m.	48.31043	69%	915.18
881	29/08/15	01:40:00	p.m.	48.16882	69%	915.18
882	29/08/15	01:45:00	p.m.	48.10694	69%	915.18
883	29/08/15	01:50:00	p.m.	48.18191	69%	915.18
884	29/08/15	01:55:00	p.m.	47.93439	68%	897.38
885	29/08/15	02:00:00	p.m.	47.68568	68%	897.38
886	29/08/15	02:05:00	p.m.	47.5048	68%	897.38
887	29/08/15	02:10:00	p.m.	47.25014	68%	897.38
888	29/08/15	02:15:00	p.m.	47.73328	68%	897.38
889	29/08/15	02:20:00	p.m.	48.50083	69%	915.18
890	29/08/15	02:25:00	p.m.	49.06132	70%	932.73

N°	Fecha	Hora	am/pm	TIRANTE (CM) PUNTO P-19 COLEC. PTE PIEDRA	TIRANTE (%)	Q (L/S) PUNTO P-19 COLEC. PTE PIEDRA
891	29/08/15	02:30:00	p.m.	49.99785	71%	950.01
892	29/08/15	02:35:00	p.m.	50.59523	72%	966.98
893	29/08/15	02:40:00	p.m.	50.21205	72%	966.98
894	29/08/15	02:45:00	p.m.	50.86774	73%	983.64
895	29/08/15	02:50:00	p.m.	50.6821	72%	966.98
896	29/08/15	02:55:00	p.m.	50.39769	72%	966.98
897	29/08/15	03:00:00	p.m.	50.53811	72%	966.98
898	29/08/15	03:05:00	p.m.	49.32669	70%	932.73
899	29/08/15	03:10:00	p.m.	48.70075	70%	932.73
900	29/08/15	03:15:00	p.m.	48.03435	69%	915.18
901	29/08/15	03:20:00	p.m.	47.53098	68%	897.38
902	29/08/15	03:25:00	p.m.	46.53733	66%	861.11
903	29/08/15	03:30:00	p.m.	45.81738	65%	842.68
904	29/08/15	03:35:00	p.m.	45.65792	65%	842.68
905	29/08/15	03:40:00	p.m.	45.18668	65%	842.68
906	29/08/15	03:45:00	p.m.	45.08315	64%	824.09
907	29/08/15	03:50:00	p.m.	45.10695	64%	824.09
908	29/08/15	03:55:00	p.m.	44.9344	64%	824.09
909	29/08/15	04:00:00	p.m.	44.54884	64%	824.09
910	29/08/15	04:05:00	p.m.	44.50719	64%	824.09
911	29/08/15	04:10:00	p.m.	44.57621	64%	824.09
912	29/08/15	04:15:00	p.m.	44.98557	64%	824.09
913	29/08/15	04:20:00	p.m.	44.99628	64%	824.09
914	29/08/15	04:25:00	p.m.	45.33543	65%	842.68
915	29/08/15	04:30:00	p.m.	45.08315	64%	824.09
916	29/08/15	04:35:00	p.m.	44.82611	64%	824.09
917	29/08/15	04:40:00	p.m.	44.91655	64%	824.09
918	29/08/15	04:45:00	p.m.	45.02722	64%	824.09
919	29/08/15	04:50:00	p.m.	45.18668	65%	842.68
920	29/08/15	04:55:00	p.m.	45.29735	65%	842.68
921	29/08/15	05:00:00	p.m.	45.1248	64%	824.09
922	29/08/15	05:05:00	p.m.	45.07363	64%	824.09
923	29/08/15	05:10:00	p.m.	44.9939	64%	824.09
924	29/08/15	05:15:00	p.m.	44.69283	64%	824.09
925	29/08/15	05:20:00	p.m.	44.09545	63%	805.35
926	29/08/15	05:25:00	p.m.	43.52901	62%	786.49
927	29/08/15	05:30:00	p.m.	43.2922	62%	786.49
928	29/08/15	05:35:00	p.m.	42.89831	61%	767.52
929	29/08/15	05:45:00	p.m.	42.56154	61%	767.52
930	29/08/15	05:50:00	p.m.	42.77574	61%	767.52
931	29/08/15	05:55:00	p.m.	42.66983	61%	767.52
932	29/08/15	06:00:00	p.m.	42.72695	61%	767.52

N°	Fecha	Hora	am/pm	TIRANTE (CM) PUNTO P-19 COLEC. PTE PIEDRA	TIRANTE (%)	Q (L/S) PUNTO P-19 COLEC. PTE PIEDRA
933	29/08/15	06:05:00	p.m.	42.56749	61%	767.52
934	29/08/15	06:10:00	p.m.	42.57463	61%	767.52
935	29/08/15	06:15:00	p.m.	42.36638	61%	767.52
936	29/08/15	06:20:00	p.m.	42.08554	60%	748.47
937	29/08/15	06:25:00	p.m.	42.1379	60%	748.47
938	29/08/15	06:30:00	p.m.	42.16884	60%	748.47
939	29/08/15	06:35:00	p.m.	42.22477	60%	748.47
940	29/08/15	06:40:00	p.m.	41.98082	60%	748.47
941	29/08/15	06:45:00	p.m.	42.83524	61%	767.52
942	29/08/15	06:50:00	p.m.	42.72933	61%	767.52
943	04/09/15	06:55:00	p.m.	41.63453	59%	729.34
944	04/09/15	07:00:00	p.m.	41.43937	59%	729.34
945	04/09/15	07:05:00	p.m.	40.9836	59%	729.34
946	04/09/15	07:10:00	p.m.	40.7218	58%	710.17
947	04/09/15	07:15:00	p.m.	40.97884	59%	729.34
948	04/09/15	07:20:00	p.m.	41.06333	59%	729.34
949	04/09/15	07:25:00	p.m.	40.8289	58%	710.17
950	04/09/15	07:30:00	p.m.	39.74362	57%	690.96
951	04/09/15	07:35:00	p.m.	38.77377	55%	652.51
952	04/09/15	07:40:00	p.m.	38.13593	54%	633.31
953	04/09/15	07:45:00	p.m.	38.318	55%	652.51
954	04/09/15	07:50:00	p.m.	38.14545	54%	633.31
955	04/09/15	07:55:00	p.m.	37.95981	54%	633.31
956	04/09/15	08:00:00	p.m.	37.53022	54%	633.31
957	04/09/15	08:05:00	p.m.	37.91935	54%	633.31
958	04/09/15	08:10:00	p.m.	38.37155	55%	652.51
959	04/09/15	08:15:00	p.m.	38.20733	55%	652.51
960	04/09/15	08:20:00	p.m.	38.31324	55%	652.51
961	04/09/15	08:25:00	p.m.	37.4374	53%	614.15
962	04/09/15	08:30:00	p.m.	36.85668	53%	614.15
963	04/09/15	08:35:00	p.m.	36.45803	52%	595.03
964	04/09/15	08:40:00	p.m.	36.59131	52%	595.03
965	04/09/15	08:45:00	p.m.	36.21884	52%	595.03
966	04/09/15	08:50:00	p.m.	36.70198	52%	595.03
967	04/09/15	08:55:00	p.m.	36.10817	52%	595.03
968	04/09/15	09:00:00	p.m.	35.96299	51%	575.99
969	04/09/15	09:05:00	p.m.	35.33824	50%	557.03
970	04/09/15	09:10:00	p.m.	34.47906	49%	538.17
971	04/09/15	09:15:00	p.m.	34.37315	49%	538.17
972	04/09/15	09:20:00	p.m.	33.51397	48%	519.42
973	04/09/15	09:25:00	p.m.	33.50088	48%	519.42
974	04/09/15	09:30:00	p.m.	33.13317	47%	500.81

N°	Fecha	Hora	am/pm	TIRANTE (CM) PUNTO P-19 COLEC. PTE PIEDRA	TIRANTE (%)	Q (L/S) PUNTO P-19 COLEC. PTE PIEDRA
975	04/09/15	09:35:00	p.m.	32.51318	46%	482.34
976	04/09/15	09:40:00	p.m.	32.25614	46%	482.34
977	04/09/15	09:45:00	p.m.	32.47748	46%	482.34
978	04/09/15	09:50:00	p.m.	32.44654	46%	482.34
979	04/09/15	09:55:00	p.m.	32.12405	46%	482.34
980	04/09/15	10:00:00	p.m.	31.64567	45%	464.04
981	04/09/15	10:05:00	p.m.	31.27796	45%	464.04
982	04/09/15	10:10:00	p.m.	30.49851	44%	445.91
983	04/09/15	10:15:00	p.m.	30.63179	44%	445.91
984	04/09/15	10:20:00	p.m.	30.33905	43%	427.97
985	04/09/15	10:25:00	p.m.	30.78173	44%	445.91
986	04/09/15	10:30:00	p.m.	29.75476	43%	427.97
987	04/09/15	10:35:00	p.m.	28.27202	40%	375.42
988	04/09/15	10:40:00	p.m.	27.74009	40%	375.42
989	04/09/15	10:45:00	p.m.	27.49257	39%	358.38
990	04/09/15	10:50:00	p.m.	27.34144	39%	358.38
991	04/09/15	10:55:00	p.m.	27.23077	39%	358.38
992	04/09/15	11:00:00	p.m.	27.17841	39%	358.38
993	04/09/15	11:05:00	p.m.	26.59412	38%	341.60
994	04/09/15	11:10:00	p.m.	25.60166	37%	325.09
995	04/09/15	11:15:00	p.m.	25.05307	36%	308.86
996	04/09/15	11:20:00	p.m.	24.76033	35%	292.93
997	04/09/15	11:25:00	p.m.	24.73891	35%	292.93
998	04/09/15	11:30:00	p.m.	25.16374	36%	308.86
999	04/09/15	11:35:00	p.m.	25.06616	36%	308.86
1000	04/09/15	11:40:00	p.m.	25.0257	36%	308.86
1001	04/09/15	11:45:00	p.m.	24.65442	35%	292.93
1002	04/09/15	11:50:00	p.m.	24.69012	35%	292.93
1003	04/09/15	11:55:00	p.m.	24.4545	35%	292.93
1004	05/09/15	12:00:00	a.m.	24.27362	35%	292.93
1005	05/09/15	12:05:00	a.m.	24.2641	35%	292.93
1006	05/09/15	12:10:00	a.m.	24.39738	35%	292.93
1007	05/09/15	12:15:00	a.m.	24.22007	35%	292.93
1008	05/09/15	12:20:00	a.m.	24.07846	34%	277.31
1009	05/09/15	12:25:00	a.m.	24.2998	35%	292.93
1010	05/09/15	12:30:00	a.m.	24.80912	35%	292.93
1011	05/09/15	12:35:00	a.m.	24.5973	35%	292.93
1012	05/09/15	12:40:00	a.m.	24.76509	35%	292.93
1013	05/09/15	12:45:00	a.m.	24.2165	35%	292.93
1014	05/09/15	12:50:00	a.m.	23.70718	34%	277.31
1015	05/09/15	12:55:00	a.m.	23.86664	34%	277.31
1016	05/09/15	01:00:00	a.m.	23.86664	34%	277.31

N°	Fecha	Hora	am/pm	TIRANTE (CM) PUNTO P-19 COLEC. PTE PIEDRA	TIRANTE (%)	Q (L/S) PUNTO P-19 COLEC. PTE PIEDRA
1017	05/09/15	01:05:00	a.m.	24.07846	34%	277.31
1018	05/09/15	01:10:00	a.m.	23.9904	34%	277.31
1019	05/09/15	01:15:00	a.m.	23.31686	33%	262.01
1020	05/09/15	01:20:00	a.m.	22.25062	32%	247.05
1021	05/09/15	01:25:00	a.m.	21.59493	31%	232.43
1022	05/09/15	01:30:00	a.m.	21.65205	31%	232.43
1023	05/09/15	01:35:00	a.m.	22.63975	32%	247.05
1024	05/09/15	01:40:00	a.m.	21.72345	31%	232.43
1025	05/09/15	01:45:00	a.m.	21.72345	31%	232.43
1026	05/09/15	01:50:00	a.m.	21.08561	30%	218.17
1027	05/09/15	01:55:00	a.m.	19.96106	29%	204.27
1028	05/09/15	02:00:00	a.m.	19.55765	28%	190.76
1029	05/09/15	02:05:00	a.m.	19.4565	28%	190.76
1030	05/09/15	02:10:00	a.m.	19.21255	27%	177.64
1031	05/09/15	02:15:00	a.m.	18.57947	27%	177.64
1032	05/09/15	02:20:00	a.m.	19.06618	27%	177.64
1033	05/09/15	02:25:00	a.m.	19.06618	27%	177.64
1034	05/09/15	02:30:00	a.m.	19.06618	27%	177.64
1035	09/09/15	02:35:00	a.m.	18.89244	27%	177.64
1036	09/09/15	02:40:00	a.m.	19.28633	28%	190.76
1037	09/09/15	02:45:00	a.m.	18.87935	27%	177.64
1038	09/09/15	02:50:00	a.m.	22.6219	32%	247.05
1039	09/09/15	02:55:00	a.m.	21.89124	31%	232.43
1040	09/09/15	03:00:00	a.m.	21.20104	30%	218.17
1041	09/09/15	03:05:00	a.m.	21.27125	30%	218.17
1042	09/09/15	03:10:00	a.m.	21.26292	30%	218.17
1043	09/09/15	03:15:00	a.m.	21.85673	31%	232.43
1044	09/09/15	03:20:00	a.m.	21.99834	31%	232.43
1045	09/09/15	03:25:00	a.m.	21.37835	31%	232.43
1046	09/09/15	03:30:00	a.m.	21.04158	30%	218.17
1047	09/09/15	03:35:00	a.m.	20.24904	29%	204.27
1048	09/09/15	03:40:00	a.m.	20.5989	29%	204.27
1049	09/09/15	03:45:00	a.m.	20.97018	30%	218.17
1050	09/09/15	03:50:00	a.m.	21.10822	30%	218.17
1051	09/09/15	03:55:00	a.m.	20.58581	29%	204.27
1052	09/09/15	04:00:00	a.m.	20.32401	29%	204.27
1053	09/09/15	04:05:00	a.m.	20.55487	29%	204.27
1054	09/09/15	04:10:00	a.m.	20.92139	30%	218.17
1055	09/09/15	04:15:00	a.m.	21.24983	30%	218.17
1056	09/09/15	04:20:00	a.m.	21.08561	30%	218.17
1057	09/09/15	04:25:00	a.m.	21.93646	31%	232.43
1058	09/09/15	04:30:00	a.m.	21.10822	30%	218.17

N°	Fecha	Hora	am/pm	TIRANTE (CM) PUNTO P-19 COLEC. PTE PIEDRA	TIRANTE (%)	Q (L/S) PUNTO P-19 COLEC. PTE PIEDRA
1059	09/09/15	04:35:00	a.m.	20.42159	29%	204.27
1060	09/09/15	04:40:00	a.m.	20.74051	30%	218.17
1061	09/09/15	04:45:00	a.m.	20.98803	30%	218.17
1062	09/09/15	04:50:00	a.m.	20.62984	29%	204.27
1063	09/09/15	04:55:00	a.m.	21.03206	30%	218.17
1064	09/09/15	05:00:00	a.m.	21.00112	30%	218.17
1065	09/09/15	05:05:00	a.m.	20.85951	30%	218.17
1066	09/09/15	05:10:00	a.m.	20.38232	29%	204.27
1067	09/09/15	05:15:00	a.m.	20.00152	29%	204.27
1068	09/09/15	05:20:00	a.m.	19.78851	28%	190.76
1069	09/09/15	05:25:00	a.m.	19.43389	28%	190.76
1070	09/09/15	05:30:00	a.m.	19.70878	28%	190.76
1071	09/09/15	05:35:00	a.m.	19.85515	28%	190.76
1072	09/09/15	05:40:00	a.m.	20.16455	29%	204.27
1073	09/09/15	05:45:00	a.m.	20.66911	30%	218.17
1074	09/09/15	05:50:00	a.m.	21.35574	31%	232.43
1075	09/09/15	05:55:00	a.m.	22.71472	32%	247.05
1076	09/09/15	06:00:00	a.m.	23.61793	34%	277.31
1077	09/09/15	06:05:00	a.m.	23.87973	34%	277.31
1078	09/09/15	06:10:00	a.m.	24.00825	34%	277.31
1079	09/09/15	06:15:00	a.m.	25.93367	37%	325.09
1080	09/09/15	06:20:00	a.m.	26.26568	38%	341.60
1081	09/09/15	06:25:00	a.m.	27.3105	39%	358.38
1082	09/09/15	06:30:00	a.m.	28.34699	40%	375.42
1083	09/09/15	06:35:00	a.m.	27.94834	40%	375.42
1084	09/09/15	06:40:00	a.m.	27.71867	40%	375.42
1085	09/09/15	06:45:00	a.m.	28.26726	40%	375.42
1086	09/09/15	06:50:00	a.m.	29.58221	42%	410.23
1087	09/09/15	06:55:00	a.m.	30.79601	44%	445.91
1088	09/09/15	07:00:00	a.m.	32.18117	46%	482.34
1089	09/09/15	07:05:00	a.m.	32.04908	46%	482.34
1090	09/09/15	07:10:00	a.m.	32.51318	46%	482.34
1091	09/09/15	07:15:00	a.m.	34.11611	49%	538.17
1092	09/09/15	07:20:00	a.m.	36.39258	52%	595.03
1093	09/09/15	07:25:00	a.m.	36.79956	53%	614.15
1094	09/09/15	07:30:00	a.m.	37.48976	54%	633.31
1095	09/09/15	07:35:00	a.m.	37.99075	54%	633.31
1096	09/09/15	07:40:00	a.m.	38.60122	55%	652.51
1097	09/09/15	07:45:00	a.m.	39.26167	56%	671.74
1098	09/09/15	07:50:00	a.m.	39.46992	56%	671.74
1099	09/09/15	07:55:00	a.m.	40.10657	57%	690.96
1100	09/09/15	08:00:00	a.m.	41.16924	59%	729.34

N°	Fecha	Hora	am/pm	TIRANTE (CM) PUNTO P-19 COLEC. PTE PIEDRA	TIRANTE (%)	Q (L/S) PUNTO P-19 COLEC. PTE PIEDRA
1101	09/09/15	08:05:00	a.m.	42.26285	60%	748.47
1102	09/09/15	08:10:00	a.m.	42.96733	61%	767.52
1103	09/09/15	08:15:00	a.m.	43.06253	62%	786.49
1104	09/09/15	08:20:00	a.m.	42.76384	61%	767.52
1105	09/09/15	08:25:00	a.m.	43.18629	62%	786.49
1106	09/09/15	08:30:00	a.m.	43.48736	62%	786.49
1107	09/09/15	08:35:00	a.m.	43.5778	62%	786.49
1108	09/09/15	08:40:00	a.m.	43.11132	62%	786.49
1109	09/09/15	08:45:00	a.m.	42.90069	61%	767.52
1110	09/09/15	08:50:00	a.m.	43.15535	62%	786.49
1111	09/09/15	08:55:00	a.m.	43.95265	63%	805.35
1112	09/09/15	09:00:00	a.m.	43.69561	62%	786.49
1113	09/09/15	09:05:00	a.m.	43.38383	62%	786.49
1114	09/09/15	09:10:00	a.m.	43.50759	62%	786.49
1115	09/09/15	09:15:00	a.m.	43.76582	63%	805.35
1116	09/09/15	09:20:00	a.m.	43.65991	62%	786.49
1117	09/09/15	09:25:00	a.m.	43.63135	62%	786.49
1118	09/09/15	09:30:00	a.m.	43.76225	63%	805.35
1119	09/09/15	09:35:00	a.m.	44.29775	63%	805.35
1120	09/09/15	09:40:00	a.m.	44.7202	64%	824.09
1121	09/09/15	09:45:00	a.m.	44.78208	64%	824.09
1122	09/09/15	09:50:00	a.m.	44.93916	64%	824.09
1123	09/09/15	09:55:00	a.m.	45.71623	65%	842.68
1124	09/09/15	10:00:00	a.m.	45.83166	65%	842.68
1125	09/09/15	10:05:00	a.m.	45.7317	65%	842.68
1126	09/09/15	10:10:00	a.m.	45.52226	65%	842.68
1127	09/09/15	10:15:00	a.m.	45.1129	64%	824.09
1128	09/09/15	10:20:00	a.m.	45.41992	65%	842.68
1129	09/09/15	10:25:00	a.m.	46.13749	66%	861.11
1130	09/09/15	10:30:00	a.m.	46.9455	67%	879.35
1131	09/09/15	10:35:00	a.m.	48.09385	69%	915.18
1132	09/09/15	10:40:00	a.m.	48.22713	69%	915.18
1133	09/09/15	10:45:00	a.m.	48.26878	69%	915.18
1134	09/09/15	10:50:00	a.m.	48.32947	69%	915.18
1135	09/09/15	10:55:00	a.m.	48.23427	69%	915.18
1136	09/09/15	11:00:00	a.m.	48.48655	69%	915.18
1137	09/09/15	11:05:00	a.m.	49.00182	70%	932.73
1138	09/09/15	11:10:00	a.m.	48.75192	70%	932.73
1139	09/09/15	11:15:00	a.m.	48.07243	69%	915.18
1140	09/09/15	11:20:00	a.m.	47.79278	68%	897.38
1141	09/09/15	11:25:00	a.m.	44.31798	63%	805.35
1142	09/09/15	11:30:00	a.m.	45.04031	64%	824.09

N°	Fecha	Hora	am/pm	TIRANTE (CM) PUNTO P-19 COLEC. PTE PIEDRA	TIRANTE (%)	Q (L/S) PUNTO P-19 COLEC. PTE PIEDRA
1143	09/09/15	11:35:00	a.m.	44.66546	64%	824.09
1144	09/09/15	11:40:00	a.m.	44.85348	64%	824.09
1145	09/09/15	11:45:00	a.m.	44.36201	63%	805.35
1146	09/09/15	11:50:00	a.m.	44.15257	63%	805.35
1147	09/09/15	11:55:00	a.m.	44.01929	63%	805.35
1148	09/09/15	12:00:00	a.m.	44.33345	63%	805.35
1149	09/09/15	12:05:00	a.m.	45.04031	64%	824.09
1150	09/09/15	12:10:00	a.m.	45.82095	65%	842.68
1151	09/09/15	12:15:00	a.m.	46.29695	66%	861.11
1152	09/09/15	12:20:00	a.m.	45.8388	65%	842.68
			Max	50.92	73%	983.64
			Prom	35.40	51%	578.51
			Min	17.98	26%	164.92

2.19 PUNTO P-20 COLECTOR PUENTE PIEDRA

N°	Fecha	Hora	am/pm	TIRANTE (CM) PUNTO P-20 COLEC. PTE. PIEDRA	TIRANTE (%)	Q (L/S) PUNTO P-20 COLEC. PTE. PIEDRA
1	21/08/15	08:25:00	a.m.	33.619	48%	706.76
2	21/08/15	08:30:00	a.m.	33.65567	48%	706.76
3	21/08/15	08:35:00	a.m.	33.73037	48%	706.76
4	21/08/15	08:40:00	a.m.	33.50793	48%	706.76
5	21/08/15	08:45:00	a.m.	33.69634	48%	706.76
6	21/08/15	08:50:00	a.m.	34.11632	49%	732.27
7	21/08/15	08:55:00	a.m.	33.96194	49%	732.27
8	21/08/15	09:00:00	a.m.	34.113	49%	732.27
9	21/08/15	09:05:00	a.m.	34.21758	49%	732.27
10	21/08/15	09:10:00	a.m.	34.48318	49%	732.27
11	21/08/15	09:15:00	a.m.	34.86332	50%	757.93
12	21/08/15	09:20:00	a.m.	34.88822	50%	757.93
13	21/08/15	09:25:00	a.m.	34.85751	50%	757.93
14	21/08/15	09:30:00	a.m.	34.79526	50%	757.93
15	21/08/15	09:35:00	a.m.	34.95628	50%	757.93
16	21/08/15	09:40:00	a.m.	34.69317	50%	757.93
17	21/08/15	09:45:00	a.m.	34.20596	49%	732.27
18	21/08/15	09:50:00	a.m.	33.93704	48%	706.76
19	21/08/15	09:55:00	a.m.	33.9802	49%	732.27
20	21/08/15	10:00:00	a.m.	33.6648	48%	706.76

N°	Fecha	Hora	am/pm	TIRANTE (CM) PUNTO P-20 COLEC. PTE. PIEDRA	TIRANTE (%)	Q (L/S) PUNTO P-20 COLEC. PTE. PIEDRA
21	21/08/15	10:05:00	a.m.	33.70547	48%	706.76
22	21/08/15	10:10:00	a.m.	33.63409	48%	706.76
23	21/08/15	10:15:00	a.m.	33.72041	48%	706.76
24	21/08/15	10:20:00	a.m.	33.63077	48%	706.76
25	21/08/15	10:25:00	a.m.	33.69302	48%	706.76
26	21/08/15	10:30:00	a.m.	33.63077	48%	706.76
27	21/08/15	10:35:00	a.m.	33.92791	48%	706.76
28	21/08/15	10:40:00	a.m.	34.0051	49%	732.27
29	21/08/15	10:45:00	a.m.	34.07565	49%	732.27
30	21/08/15	10:50:00	a.m.	34.50227	49%	732.27
31	21/08/15	10:55:00	a.m.	34.51721	49%	732.27
32	21/08/15	11:00:00	a.m.	34.61017	49%	732.27
33	21/08/15	11:05:00	a.m.	35.03347	50%	757.93
34	21/08/15	11:10:00	a.m.	35.23682	50%	757.93
35	21/08/15	11:15:00	a.m.	34.98035	50%	757.93
36	21/08/15	11:20:00	a.m.	35.1505	50%	757.93
37	21/08/15	11:25:00	a.m.	35.03596	50%	757.93
38	21/08/15	11:30:00	a.m.	34.83261	50%	757.93
39	21/08/15	11:35:00	a.m.	34.54543	49%	732.27
40	21/08/15	11:40:00	a.m.	34.60104	49%	732.27
41	21/08/15	11:45:00	a.m.	34.87909	50%	757.93
42	21/08/15	11:50:00	a.m.	34.84755	50%	757.93
43	21/08/15	11:55:00	a.m.	34.94715	50%	757.93
44	21/08/15	12:00:00	p.m.	34.86664	50%	757.93
45	21/08/15	12:05:00	p.m.	35.00525	50%	757.93
46	21/08/15	12:10:00	p.m.	35.03928	50%	757.93
47	21/08/15	12:15:00	p.m.	35.33559	50%	757.93
48	21/08/15	12:20:00	p.m.	35.54558	51%	783.73
49	21/08/15	12:25:00	p.m.	35.8394	51%	783.73
50	21/08/15	12:30:00	p.m.	36.13239	52%	809.64
51	21/08/15	12:35:00	p.m.	36.48182	52%	809.64
52	21/08/15	12:40:00	p.m.	36.73497	52%	809.64
53	21/08/15	12:45:00	p.m.	36.75987	53%	835.65
54	21/08/15	12:50:00	p.m.	36.69181	52%	809.64
55	21/08/15	12:55:00	p.m.	36.88603	53%	835.65
56	21/08/15	01:00:00	p.m.	36.852	53%	835.65
57	21/08/15	01:05:00	p.m.	36.80884	53%	835.65
58	21/08/15	01:10:00	p.m.	36.66359	52%	809.64
59	21/08/15	01:15:00	p.m.	36.7441	52%	809.64
60	21/08/15	01:20:00	p.m.	36.79307	53%	835.65
61	21/08/15	01:25:00	p.m.	36.56482	52%	809.64
62	21/08/15	01:30:00	p.m.	36.19132	52%	809.64

N°	Fecha	Hora	am/pm	TIRANTE (CM) PUNTO P-20 COLEC. PTE. PIEDRA	TIRANTE (%)	Q (L/S) PUNTO P-20 COLEC. PTE. PIEDRA
63	21/08/15	01:35:00	p.m.	36.0801	52%	809.64
64	21/08/15	01:40:00	p.m.	35.64435	51%	783.73
65	21/08/15	01:45:00	p.m.	35.60451	51%	783.73
66	21/08/15	01:50:00	p.m.	35.40697	51%	783.73
67	21/08/15	01:55:00	p.m.	35.40697	51%	783.73
68	21/08/15	02:00:00	p.m.	35.36713	51%	783.73
69	21/08/15	02:05:00	p.m.	35.59206	51%	783.73
70	21/08/15	02:10:00	p.m.	35.48997	51%	783.73
71	21/08/15	02:15:00	p.m.	35.03347	50%	757.93
72	21/08/15	02:20:00	p.m.	35.0675	50%	757.93
73	21/08/15	02:25:00	p.m.	34.79194	50%	757.93
74	21/08/15	02:30:00	p.m.	35.19698	50%	757.93
75	21/08/15	02:35:00	p.m.	35.10402	50%	757.93
76	21/08/15	02:40:00	p.m.	34.94383	50%	757.93
77	21/08/15	02:45:00	p.m.	35.09157	50%	757.93
78	21/08/15	02:50:00	p.m.	35.18121	50%	757.93
79	21/08/15	02:55:00	p.m.	35.07912	50%	757.93
80	21/08/15	03:00:00	p.m.	35.02683	50%	757.93
81	21/08/15	03:05:00	p.m.	34.93719	50%	757.93
82	21/08/15	03:10:00	p.m.	34.96209	50%	757.93
83	21/08/15	03:15:00	p.m.	34.97786	50%	757.93
84	21/08/15	03:20:00	p.m.	34.68155	50%	757.93
85	21/08/15	03:25:00	p.m.	34.70894	50%	757.93
86	21/08/15	03:30:00	p.m.	34.4616	49%	732.27
87	21/08/15	03:35:00	p.m.	34.67159	50%	757.93
88	21/08/15	03:40:00	p.m.	34.53879	49%	732.27
89	21/08/15	03:45:00	p.m.	34.34125	49%	732.27
90	21/08/15	03:50:00	p.m.	33.95198	49%	732.27
91	21/08/15	03:55:00	p.m.	34.44334	49%	732.27
92	21/08/15	04:00:00	p.m.	34.81435	50%	757.93
93	21/08/15	04:05:00	p.m.	34.78281	50%	757.93
94	21/08/15	04:10:00	p.m.	34.72139	50%	757.93
95	21/08/15	04:15:00	p.m.	34.65914	50%	757.93
96	21/08/15	04:20:00	p.m.	34.92474	50%	757.93
97	21/08/15	04:25:00	p.m.	34.88158	50%	757.93
98	21/08/15	04:30:00	p.m.	35.06999	50%	757.93
99	21/08/15	04:35:00	p.m.	34.76123	50%	757.93
100	21/08/15	04:40:00	p.m.	34.90648	50%	757.93
101	21/08/15	04:45:00	p.m.	34.88158	50%	757.93
102	21/08/15	04:50:00	p.m.	34.83593	50%	757.93
103	21/08/15	04:55:00	p.m.	34.88822	50%	757.93
104	21/08/15	05:00:00	p.m.	34.38192	49%	732.27

N°	Fecha	Hora	am/pm	TIRANTE (CM) PUNTO P-20 COLEC. PTE. PIEDRA	TIRANTE (%)	Q (L/S) PUNTO P-20 COLEC. PTE. PIEDRA
105	21/08/15	05:05:00	p.m.	34.54211	49%	732.27
106	21/08/15	05:10:00	p.m.	34.5114	49%	732.27
107	21/08/15	05:15:00	p.m.	34.50227	49%	732.27
108	21/08/15	05:20:00	p.m.	34.99031	50%	757.93
109	21/08/15	05:25:00	p.m.	35.43436	51%	783.73
110	21/08/15	05:30:00	p.m.	35.40033	51%	783.73
111	21/08/15	05:35:00	p.m.	34.78032	50%	757.93
112	21/08/15	05:40:00	p.m.	34.61017	49%	732.27
113	21/08/15	05:45:00	p.m.	34.27651	49%	732.27
114	21/08/15	05:50:00	p.m.	34.39105	49%	732.27
115	21/08/15	05:55:00	p.m.	34.21758	49%	732.27
116	21/08/15	06:00:00	p.m.	34.47737	49%	732.27
117	21/08/15	06:05:00	p.m.	34.31967	49%	732.27
118	21/08/15	06:10:00	p.m.	34.21509	49%	732.27
119	21/08/15	06:15:00	p.m.	34.21177	49%	732.27
120	21/08/15	06:20:00	p.m.	34.12877	49%	732.27
121	21/08/15	06:25:00	p.m.	34.113	49%	732.27
122	21/08/15	06:30:00	p.m.	34.00759	49%	732.27
123	21/08/15	06:35:00	p.m.	33.92459	48%	706.76
124	21/08/15	06:40:00	p.m.	34.30473	49%	732.27
125	21/08/15	06:45:00	p.m.	34.01755	49%	732.27
126	21/08/15	06:50:00	p.m.	33.77602	48%	706.76
127	21/08/15	06:55:00	p.m.	33.55358	48%	706.76
128	21/08/15	07:00:00	p.m.	33.35604	48%	706.76
129	21/08/15	07:05:00	p.m.	33.52038	48%	706.76
130	21/08/15	07:10:00	p.m.	33.57267	48%	706.76
131	21/08/15	07:15:00	p.m.	33.51374	48%	706.76
132	21/08/15	07:20:00	p.m.	33.47639	48%	706.76
133	21/08/15	07:25:00	p.m.	33.61915	48%	706.76
134	21/08/15	07:30:00	p.m.	33.35023	48%	706.76
135	21/08/15	07:35:00	p.m.	33.20166	47%	681.44
136	21/08/15	07:40:00	p.m.	33.23569	47%	681.44
137	21/08/15	07:45:00	p.m.	33.19917	47%	681.44
138	21/08/15	07:50:00	p.m.	33.21743	47%	681.44
139	21/08/15	07:55:00	p.m.	33.10621	47%	681.44
140	21/08/15	08:00:00	p.m.	33.0755	47%	681.44
141	21/08/15	08:05:00	p.m.	33.16763	47%	681.44
142	21/08/15	08:10:00	p.m.	33.19917	47%	681.44
143	21/08/15	08:15:00	p.m.	33.26059	48%	706.76
144	21/08/15	08:20:00	p.m.	32.87796	47%	681.44
145	21/08/15	08:25:00	p.m.	32.52272	46%	656.31
146	21/08/15	08:30:00	p.m.	32.35589	46%	656.31

N°	Fecha	Hora	am/pm	TIRANTE (CM) PUNTO P-20 COLEC. PTE. PIEDRA	TIRANTE (%)	Q (L/S) PUNTO P-20 COLEC. PTE. PIEDRA
147	21/08/15	08:35:00	p.m.	31.91433	46%	656.31
148	21/08/15	08:40:00	p.m.	31.94836	46%	656.31
149	21/08/15	08:45:00	p.m.	31.66118	45%	631.40
150	21/08/15	08:50:00	p.m.	31.64873	45%	631.40
151	21/08/15	08:55:00	p.m.	31.50016	45%	631.40
152	21/08/15	09:00:00	p.m.	31.37649	45%	631.40
153	21/08/15	09:05:00	p.m.	31.17314	45%	631.40
154	21/08/15	09:10:00	p.m.	31.18808	45%	631.40
155	21/08/15	09:15:00	p.m.	30.96647	44%	606.73
156	21/08/15	09:20:00	p.m.	30.6602	44%	606.73
157	21/08/15	09:25:00	p.m.	30.91999	44%	606.73
158	21/08/15	09:30:00	p.m.	31.17314	45%	631.40
159	21/08/15	09:35:00	p.m.	31.14243	44%	606.73
160	21/08/15	09:40:00	p.m.	30.74652	44%	606.73
161	21/08/15	09:45:00	p.m.	30.53653	44%	606.73
162	21/08/15	09:50:00	p.m.	30.37634	43%	582.32
163	21/08/15	09:55:00	p.m.	30.33567	43%	582.32
164	21/08/15	10:00:00	p.m.	30.5772	44%	606.73
165	21/08/15	10:05:00	p.m.	30.02442	43%	582.32
166	21/08/15	10:10:00	p.m.	29.65009	42%	558.19
167	21/08/15	10:15:00	p.m.	28.66571	41%	534.35
168	21/08/15	10:20:00	p.m.	28.47398	41%	534.35
169	21/08/15	10:25:00	p.m.	28.23328	40%	510.83
170	21/08/15	10:30:00	p.m.	28.50801	41%	534.35
171	21/08/15	10:35:00	p.m.	28.19261	40%	510.83
172	21/08/15	10:40:00	p.m.	28.00752	40%	510.83
173	21/08/15	10:45:00	p.m.	27.86227	40%	510.83
174	21/08/15	10:50:00	p.m.	27.51616	39%	487.64
175	21/08/15	10:55:00	p.m.	27.49458	39%	487.64
176	21/08/15	11:00:00	p.m.	27.02895	39%	487.64
177	21/08/15	11:05:00	p.m.	26.98247	39%	487.64
178	21/08/15	11:10:00	p.m.	26.95176	39%	487.64
179	21/08/15	11:15:00	p.m.	26.81232	38%	464.80
180	21/08/15	11:20:00	p.m.	26.64549	38%	464.80
181	21/08/15	11:25:00	p.m.	26.26618	38%	464.80
182	21/08/15	11:30:00	p.m.	25.88023	37%	442.34
183	21/08/15	11:35:00	p.m.	25.52167	36%	420.26
184	21/08/15	11:40:00	p.m.	25.66028	37%	442.34
185	21/08/15	11:45:00	p.m.	25.59886	37%	442.34
186	21/08/15	11:50:00	p.m.	25.8213	37%	442.34
187	21/08/15	11:55:00	p.m.	25.88272	37%	442.34
188	22/08/15	12:00:00	a.m.	25.8213	37%	442.34

N°	Fecha	Hora	am/pm	TIRANTE (CM) PUNTO P-20 COLEC. PTE. PIEDRA	TIRANTE (%)	Q (L/S) PUNTO P-20 COLEC. PTE. PIEDRA
189	22/08/15	12:05:00	a.m.	25.75656	37%	442.34
190	22/08/15	12:10:00	a.m.	25.81217	37%	442.34
191	22/08/15	12:15:00	a.m.	25.33907	36%	420.26
192	22/08/15	12:20:00	a.m.	24.88838	36%	420.26
193	22/08/15	12:25:00	a.m.	24.63855	35%	398.58
194	22/08/15	12:30:00	a.m.	24.40034	35%	398.58
195	22/08/15	12:35:00	a.m.	24.1779	35%	398.58
196	22/08/15	12:40:00	a.m.	23.72389	34%	377.33
197	22/08/15	12:45:00	a.m.	23.47406	34%	377.33
198	22/08/15	12:50:00	a.m.	23.28233	33%	356.51
199	22/08/15	12:55:00	a.m.	23.4309	33%	356.51
200	22/08/15	01:00:00	a.m.	23.57283	34%	377.33
201	22/08/15	01:05:00	a.m.	23.43671	33%	356.51
202	22/08/15	01:10:00	a.m.	23.20265	33%	356.51
203	22/08/15	01:15:00	a.m.	23.06985	33%	356.51
204	22/08/15	01:20:00	a.m.	22.70216	32%	336.15
205	22/08/15	01:25:00	a.m.	22.74864	32%	336.15
206	22/08/15	01:30:00	a.m.	22.6341	32%	336.15
207	22/08/15	01:35:00	a.m.	22.56604	32%	336.15
208	22/08/15	01:40:00	a.m.	22.73951	32%	336.15
209	22/08/15	01:45:00	a.m.	22.73619	32%	336.15
210	22/08/15	01:50:00	a.m.	22.54446	32%	336.15
211	22/08/15	01:55:00	a.m.	22.72374	32%	336.15
212	22/08/15	02:00:00	a.m.	22.45233	32%	336.15
213	22/08/15	02:05:00	a.m.	22.3934	32%	336.15
214	22/08/15	02:10:00	a.m.	22.20499	32%	336.15
215	22/08/15	02:15:00	a.m.	22.48553	32%	336.15
216	22/08/15	02:20:00	a.m.	22.49549	32%	336.15
217	22/08/15	02:25:00	a.m.	22.29712	32%	336.15
218	22/08/15	02:30:00	a.m.	22.07551	32%	336.15
219	22/08/15	02:35:00	a.m.	22.40834	32%	336.15
220	22/08/15	02:40:00	a.m.	22.62497	32%	336.15
221	22/08/15	02:45:00	a.m.	22.65568	32%	336.15
222	22/08/15	02:50:00	a.m.	22.63078	32%	336.15
223	22/08/15	02:55:00	a.m.	22.14025	32%	336.15
224	22/08/15	03:00:00	a.m.	21.83398	31%	316.26
225	22/08/15	03:05:00	a.m.	21.89291	31%	316.26
226	22/08/15	03:10:00	a.m.	21.85307	31%	316.26
227	22/08/15	03:15:00	a.m.	21.69869	31%	316.26
228	22/08/15	03:20:00	a.m.	21.44222	31%	316.26
229	22/08/15	03:25:00	a.m.	21.57502	31%	316.26
230	22/08/15	03:30:00	a.m.	21.49783	31%	316.26

N°	Fecha	Hora	am/pm	TIRANTE (CM) PUNTO P-20 COLEC. PTE. PIEDRA	TIRANTE (%)	Q (L/S) PUNTO P-20 COLEC. PTE. PIEDRA
231	22/08/15	03:35:00	a.m.	21.76924	31%	316.26
232	22/08/15	03:40:00	a.m.	21.50364	31%	316.26
233	22/08/15	03:45:00	a.m.	21.55676	31%	316.26
234	22/08/15	03:50:00	a.m.	21.32436	30%	296.85
235	22/08/15	03:55:00	a.m.	21.60905	31%	316.26
236	22/08/15	04:00:00	a.m.	21.59328	31%	316.26
237	22/08/15	04:05:00	a.m.	21.39906	31%	316.26
238	22/08/15	04:10:00	a.m.	21.55925	31%	316.26
239	22/08/15	04:15:00	a.m.	21.31855	30%	296.85
240	22/08/15	04:20:00	a.m.	21.41151	31%	316.26
241	22/08/15	04:25:00	a.m.	21.56838	31%	316.26
242	22/08/15	04:30:00	a.m.	21.4887	31%	316.26
243	22/08/15	04:35:00	a.m.	21.60573	31%	316.26
244	22/08/15	04:40:00	a.m.	21.39242	31%	316.26
245	22/08/15	04:45:00	a.m.	21.47957	31%	316.26
246	22/08/15	04:50:00	a.m.	21.28784	30%	296.85
247	22/08/15	04:55:00	a.m.	21.2812	30%	296.85
248	22/08/15	05:00:00	a.m.	21.24468	30%	296.85
249	22/08/15	05:05:00	a.m.	21.14259	30%	296.85
250	22/08/15	05:10:00	a.m.	21.47957	31%	316.26
251	22/08/15	05:15:00	a.m.	21.23223	30%	296.85
252	22/08/15	05:20:00	a.m.	21.30278	30%	296.85
253	22/08/15	05:25:00	a.m.	21.23804	30%	296.85
254	22/08/15	05:30:00	a.m.	21.55344	31%	316.26
255	22/08/15	05:35:00	a.m.	21.20733	30%	296.85
256	22/08/15	05:40:00	a.m.	21.18907	30%	296.85
257	22/08/15	05:45:00	a.m.	21.51941	31%	316.26
258	22/08/15	05:50:00	a.m.	21.36835	31%	316.26
259	22/08/15	05:55:00	a.m.	21.42064	31%	316.26
260	22/08/15	06:00:00	a.m.	21.55344	31%	316.26
261	22/08/15	06:05:00	a.m.	21.7294	31%	316.26
262	22/08/15	06:10:00	a.m.	21.7294	31%	316.26
263	22/08/15	06:15:00	a.m.	21.84643	31%	316.26
264	22/08/15	06:20:00	a.m.	21.79414	31%	316.26
265	22/08/15	06:25:00	a.m.	21.77588	31%	316.26
266	22/08/15	06:30:00	a.m.	21.91449	31%	316.26
267	22/08/15	06:35:00	a.m.	21.7294	31%	316.26
268	22/08/15	06:40:00	a.m.	22.41498	32%	336.15
269	22/08/15	06:45:00	a.m.	22.44237	32%	336.15
270	22/08/15	06:50:00	a.m.	22.85073	33%	356.51
271	22/08/15	06:55:00	a.m.	23.10388	33%	356.51
272	22/08/15	07:00:00	a.m.	23.44335	33%	356.51

N°	Fecha	Hora	am/pm	TIRANTE (CM) PUNTO P-20 COLEC. PTE. PIEDRA	TIRANTE (%)	Q (L/S) PUNTO P-20 COLEC. PTE. PIEDRA
273	22/08/15	07:05:00	a.m.	23.95297	34%	377.33
274	22/08/15	07:10:00	a.m.	24.24928	35%	398.58
275	22/08/15	07:15:00	a.m.	24.75558	35%	398.58
276	22/08/15	07:20:00	a.m.	25.30255	36%	420.26
277	22/08/15	07:25:00	a.m.	26.67952	38%	464.80
278	22/08/15	07:30:00	a.m.	27.39581	39%	487.64
279	22/08/15	07:35:00	a.m.	27.99839	40%	510.83
280	22/08/15	07:40:00	a.m.	28.14696	40%	510.83
281	22/08/15	07:45:00	a.m.	28.36857	41%	534.35
282	22/08/15	07:50:00	a.m.	28.59765	41%	534.35
283	22/08/15	07:55:00	a.m.	28.99273	41%	534.35
284	22/08/15	08:00:00	a.m.	29.8053	43%	582.32
285	22/08/15	08:05:00	a.m.	30.33318	43%	582.32
286	22/08/15	08:10:00	a.m.	30.38879	43%	582.32
287	22/08/15	08:15:00	a.m.	30.60791	44%	606.73
288	22/08/15	08:20:00	a.m.	30.71913	44%	606.73
289	22/08/15	08:25:00	a.m.	30.9258	44%	606.73
290	22/08/15	08:30:00	a.m.	31.50929	45%	631.40
291	22/08/15	08:35:00	a.m.	31.67612	45%	631.40
292	22/08/15	08:40:00	a.m.	32.13926	46%	656.31
293	22/08/15	08:45:00	a.m.	32.31273	46%	656.31
294	22/08/15	08:50:00	a.m.	32.45798	46%	656.31
295	22/08/15	08:55:00	a.m.	32.92112	47%	681.44
296	22/08/15	09:00:00	a.m.	32.85887	47%	681.44
297	22/08/15	09:05:00	a.m.	33.10621	47%	681.44
298	22/08/15	09:10:00	a.m.	33.27885	48%	706.76
299	22/08/15	09:15:00	a.m.	33.64322	48%	706.76
300	22/08/15	09:20:00	a.m.	33.532	48%	706.76
301	22/08/15	09:25:00	a.m.	33.72705	48%	706.76
302	22/08/15	09:30:00	a.m.	34.02336	49%	732.27
303	22/08/15	09:35:00	a.m.	33.92791	48%	706.76
304	22/08/15	09:40:00	a.m.	34.35038	49%	732.27
305	22/08/15	09:45:00	a.m.	34.26738	49%	732.27
306	22/08/15	09:50:00	a.m.	34.58527	49%	732.27
307	22/08/15	09:55:00	a.m.	34.22422	49%	732.27
308	22/08/15	10:00:00	a.m.	34.32299	49%	732.27
309	22/08/15	10:05:00	a.m.	34.69649	50%	757.93
310	22/08/15	10:10:00	a.m.	34.76787	50%	757.93
311	22/08/15	10:15:00	a.m.	34.78945	50%	757.93
312	22/08/15	10:20:00	a.m.	34.91312	50%	757.93
313	22/08/15	10:25:00	a.m.	35.07331	50%	757.93
314	22/08/15	10:25:00	a.m.	35.35717	51%	783.73

N°	Fecha	Hora	am/pm	TIRANTE (CM) PUNTO P-20 COLEC. PTE. PIEDRA	TIRANTE (%)	Q (L/S) PUNTO P-20 COLEC. PTE. PIEDRA
315	22/08/15	10:30:00	a.m.	35.35717	51%	783.73
316	22/08/15	10:35:00	a.m.	35.31733	50%	757.93
317	22/08/15	10:40:00	a.m.	35.6568	51%	783.73
318	22/08/15	10:45:00	a.m.	35.41278	51%	783.73
319	22/08/15	10:50:00	a.m.	35.3331	50%	757.93
320	22/08/15	10:55:00	a.m.	35.64186	51%	783.73
321	22/08/15	11:00:00	a.m.	35.52151	51%	783.73
322	22/08/15	11:05:00	a.m.	35.80205	51%	783.73
323	22/08/15	11:10:00	a.m.	36.00872	51%	783.73
324	22/08/15	11:15:00	a.m.	36.32412	52%	809.64
325	22/08/15	11:20:00	a.m.	36.11745	52%	809.64
326	22/08/15	11:25:00	a.m.	36.30586	52%	809.64
327	22/08/15	11:30:00	a.m.	36.37973	52%	809.64
328	22/08/15	11:35:00	a.m.	36.40131	52%	809.64
329	22/08/15	11:40:00	a.m.	36.40712	52%	809.64
330	22/08/15	11:45:00	a.m.	36.61711	52%	809.64
331	22/08/15	11:50:00	a.m.	36.7192	52%	809.64
332	22/08/15	11:55:00	a.m.	37.16408	53%	835.65
333	22/08/15	12:00:00	p.m.	37.20724	53%	835.65
334	22/08/15	12:05:00	p.m.	37.50106	54%	861.73
335	22/08/15	12:10:00	p.m.	37.79073	54%	861.73
336	22/08/15	12:15:00	p.m.	37.64548	54%	861.73
337	22/08/15	12:20:00	p.m.	37.81231	54%	861.73
338	22/08/15	12:25:00	p.m.	37.00638	53%	835.65
339	22/08/15	12:30:00	p.m.	37.97333	54%	861.73
340	22/08/15	12:35:00	p.m.	37.88369	54%	861.73
341	22/08/15	12:40:00	p.m.	38.16755	55%	887.86
342	22/08/15	12:45:00	p.m.	38.28541	55%	887.86
343	22/08/15	12:50:00	p.m.	38.11194	54%	861.73
344	22/08/15	12:55:00	p.m.	38.31944	55%	887.86
345	22/08/15	01:00:00	p.m.	38.34351	55%	887.86
346	22/08/15	01:05:00	p.m.	38.76349	55%	887.86
347	22/08/15	01:10:00	p.m.	38.95522	56%	914.01
348	22/08/15	01:15:00	p.m.	39.02328	56%	914.01
349	22/08/15	01:20:00	p.m.	39.02909	56%	914.01
350	22/08/15	01:25:00	p.m.	38.89048	56%	914.01
351	22/08/15	01:30:00	p.m.	38.98261	56%	914.01
352	22/08/15	01:35:00	p.m.	39.14695	56%	914.01
353	22/08/15	01:40:00	p.m.	38.761	55%	887.86
354	22/08/15	01:45:00	p.m.	38.66223	55%	887.86
355	22/08/15	01:50:00	p.m.	38.57259	55%	887.86
356	22/08/15	01:55:00	p.m.	38.78839	55%	887.86

N°	Fecha	Hora	am/pm	TIRANTE (CM) PUNTO P-20 COLEC. PTE. PIEDRA	TIRANTE (%)	Q (L/S) PUNTO P-20 COLEC. PTE. PIEDRA
357	22/08/15	02:00:00	p.m.	38.59666	55%	887.86
358	22/08/15	02:05:00	p.m.	38.56927	55%	887.86
359	22/08/15	02:10:00	p.m.	38.77013	55%	887.86
360	22/08/15	02:15:00	p.m.	38.2879	55%	887.86
361	22/08/15	02:20:00	p.m.	38.63733	55%	887.86
362	22/08/15	02:25:00	p.m.	38.927	56%	914.01
363	22/08/15	02:30:00	p.m.	39.03573	56%	914.01
364	22/08/15	02:35:00	p.m.	38.86558	56%	914.01
365	22/08/15	02:40:00	p.m.	38.66223	55%	887.86
366	22/08/15	02:45:00	p.m.	38.25387	55%	887.86
367	22/08/15	02:50:00	p.m.	38.27877	55%	887.86
368	22/08/15	02:55:00	p.m.	38.05965	54%	861.73
369	22/08/15	03:00:00	p.m.	38.16174	55%	887.86
370	22/08/15	03:05:00	p.m.	38.33106	55%	887.86
371	22/08/15	03:10:00	p.m.	37.87705	54%	861.73
372	22/08/15	03:15:00	p.m.	37.94511	54%	861.73
373	22/08/15	03:20:00	p.m.	38.09368	54%	861.73
374	22/08/15	03:25:00	p.m.	38.41821	55%	887.86
375	22/08/15	03:30:00	p.m.	38.25387	55%	887.86
376	22/08/15	03:35:00	p.m.	38.00985	54%	861.73
377	22/08/15	03:40:00	p.m.	38.05633	54%	861.73
378	22/08/15	03:45:00	p.m.	37.87705	54%	861.73
379	22/08/15	03:50:00	p.m.	37.92353	54%	861.73
380	22/08/15	03:55:00	p.m.	37.87124	54%	861.73
381	22/08/15	04:00:00	p.m.	37.74425	54%	861.73
382	22/08/15	04:05:00	p.m.	37.68615	54%	861.73
383	22/08/15	04:10:00	p.m.	37.83389	54%	861.73
384	22/08/15	04:15:00	p.m.	37.73844	54%	861.73
385	22/08/15	04:20:00	p.m.	37.73844	54%	861.73
386	22/08/15	04:25:00	p.m.	37.55003	54%	861.73
387	22/08/15	04:30:00	p.m.	37.86792	54%	861.73
388	22/08/15	04:35:00	p.m.	38.07542	54%	861.73
389	22/08/15	04:40:00	p.m.	38.18332	55%	887.86
390	22/08/15	04:45:00	p.m.	37.77828	54%	861.73
391	22/08/15	04:50:00	p.m.	37.67702	54%	861.73
392	22/08/15	04:55:00	p.m.	37.34917	53%	835.65
393	22/08/15	05:00:00	p.m.	37.60232	54%	861.73
394	22/08/15	05:05:00	p.m.	37.99823	54%	861.73
395	22/08/15	05:10:00	p.m.	37.86543	54%	861.73
396	22/08/15	05:15:00	p.m.	37.77247	54%	861.73
397	22/08/15	05:20:00	p.m.	37.50106	54%	861.73
398	22/08/15	05:25:00	p.m.	37.33091	53%	835.65

N°	Fecha	Hora	am/pm	TIRANTE (CM) PUNTO P-20 COLEC. PTE. PIEDRA	TIRANTE (%)	Q (L/S) PUNTO P-20 COLEC. PTE. PIEDRA
399	22/08/15	05:30:00	p.m.	37.43881	53%	835.65
400	22/08/15	05:35:00	p.m.	37.62141	54%	861.73
401	22/08/15	05:40:00	p.m.	37.63386	54%	861.73
402	22/08/15	05:45:00	p.m.	37.42055	53%	835.65
403	22/08/15	05:50:00	p.m.	37.49442	54%	861.73
404	22/08/15	05:55:00	p.m.	37.45126	54%	861.73
405	22/08/15	06:00:00	p.m.	37.29356	53%	835.65
406	22/08/15	06:05:00	p.m.	37.25953	53%	835.65
407	22/08/15	06:10:00	p.m.	36.99393	53%	835.65
408	22/08/15	06:15:00	p.m.	36.59553	52%	809.64
409	22/08/15	06:20:00	p.m.	36.852	53%	835.65
410	22/08/15	06:25:00	p.m.	36.72252	52%	809.64
411	22/08/15	06:30:00	p.m.	36.66359	52%	809.64
412	22/08/15	06:35:00	p.m.	36.3955	52%	809.64
413	22/08/15	06:40:00	p.m.	36.45692	52%	809.64
414	22/08/15	06:45:00	p.m.	36.3457	52%	809.64
415	22/08/15	06:50:00	p.m.	36.2627	52%	809.64
416	22/08/15	06:55:00	p.m.	35.79624	51%	783.73
417	22/08/15	07:00:00	p.m.	35.74063	51%	783.73
418	22/08/15	07:05:00	p.m.	35.8975	51%	783.73
419	22/08/15	07:10:00	p.m.	36.01204	51%	783.73
420	22/08/15	07:15:00	p.m.	35.66012	51%	783.73
421	22/08/15	07:20:00	p.m.	35.62277	51%	783.73
422	22/08/15	07:25:00	p.m.	35.24927	50%	757.93
423	22/08/15	07:30:00	p.m.	35.45594	51%	783.73
424	22/08/15	07:35:00	p.m.	35.08576	50%	757.93
425	22/08/15	07:40:00	p.m.	34.8019	50%	757.93
426	22/08/15	07:45:00	p.m.	34.7521	50%	757.93
427	22/08/15	07:50:00	p.m.	34.2209	49%	732.27
428	22/08/15	07:55:00	p.m.	33.94949	48%	706.76
429	22/08/15	08:00:00	p.m.	33.67144	48%	706.76
430	22/08/15	08:05:00	p.m.	33.67476	48%	706.76
431	22/08/15	08:10:00	p.m.	33.80424	48%	706.76
432	22/08/15	08:15:00	p.m.	33.5569	48%	706.76
433	22/08/15	08:20:00	p.m.	33.35604	48%	706.76
434	22/08/15	08:25:00	p.m.	33.11202	47%	681.44
435	22/08/15	08:30:00	p.m.	32.80658	47%	681.44
436	22/08/15	08:35:00	p.m.	32.42644	46%	656.31
437	22/08/15	08:40:00	p.m.	32.23222	46%	656.31
438	22/08/15	08:45:00	p.m.	32.49782	46%	656.31
439	22/08/15	08:50:00	p.m.	32.42395	46%	656.31
440	22/08/15	08:55:00	p.m.	32.42395	46%	656.31

N°	Fecha	Hora	am/pm	TIRANTE (CM) PUNTO P-20 COLEC. PTE. PIEDRA	TIRANTE (%)	Q (L/S) PUNTO P-20 COLEC. PTE. PIEDRA
441	22/08/15	09:00:00	p.m.	32.12764	46%	656.31
442	22/08/15	09:05:00	p.m.	32.2787	46%	656.31
443	22/08/15	09:10:00	p.m.	32.21064	46%	656.31
444	22/08/15	09:15:00	p.m.	31.99152	46%	656.31
445	22/08/15	09:20:00	p.m.	31.9633	46%	656.31
446	22/08/15	09:25:00	p.m.	31.76908	45%	631.40
447	22/08/15	09:30:00	p.m.	31.53751	45%	631.40
448	22/08/15	09:35:00	p.m.	31.41384	45%	631.40
449	22/08/15	09:40:00	p.m.	31.18559	45%	631.40
450	22/08/15	09:45:00	p.m.	30.68842	44%	606.73
451	22/08/15	09:50:00	p.m.	30.66933	44%	606.73
452	22/08/15	09:55:00	p.m.	30.67597	44%	606.73
453	22/08/15	10:00:00	p.m.	30.21283	43%	582.32
454	22/08/15	10:05:00	p.m.	29.85095	43%	582.32
455	22/08/15	10:10:00	p.m.	29.23011	42%	558.19
456	22/08/15	10:15:00	p.m.	29.10395	42%	558.19
457	22/08/15	10:20:00	p.m.	28.79187	41%	534.35
458	22/08/15	10:25:00	p.m.	28.54785	41%	534.35
459	22/08/15	10:30:00	p.m.	28.20506	40%	510.83
460	22/08/15	10:35:00	p.m.	27.85314	40%	510.83
461	22/08/15	10:40:00	p.m.	27.75105	40%	510.83
462	22/08/15	10:45:00	p.m.	27.8714	40%	510.83
463	22/08/15	10:50:00	p.m.	28.12787	40%	510.83
464	22/08/15	10:55:00	p.m.	27.84401	40%	510.83
465	22/08/15	11:00:00	p.m.	27.70457	40%	510.83
466	22/08/15	11:05:00	p.m.	27.2572	39%	487.64
467	22/08/15	11:10:00	p.m.	26.71023	38%	464.80
468	22/08/15	11:15:00	p.m.	26.4355	38%	464.80
469	22/08/15	11:20:00	p.m.	26.33341	38%	464.80
470	22/08/15	11:25:00	p.m.	26.16077	37%	442.34
471	22/08/15	11:30:00	p.m.	26.04623	37%	442.34
472	22/08/15	11:35:00	p.m.	26.24128	37%	442.34
473	22/08/15	11:40:00	p.m.	26.30602	38%	464.80
474	22/08/15	11:45:00	p.m.	26.22302	37%	442.34
475	22/08/15	11:50:00	p.m.	25.78395	37%	442.34
476	22/08/15	11:55:00	p.m.	25.60467	37%	442.34
477	23/08/15	12:00:00	a.m.	25.25607	36%	420.26
478	23/08/15	12:05:00	a.m.	25.18469	36%	420.26
479	23/08/15	12:10:00	a.m.	25.23449	36%	420.26
480	23/08/15	12:15:00	a.m.	24.99047	36%	420.26
481	23/08/15	12:20:00	a.m.	24.83277	35%	398.58
482	23/08/15	12:25:00	a.m.	25.00624	36%	420.26

N°	Fecha	Hora	am/pm	TIRANTE (CM) PUNTO P-20 COLEC. PTE. PIEDRA	TIRANTE (%)	Q (L/S) PUNTO P-20 COLEC. PTE. PIEDRA
483	23/08/15	12:30:00	a.m.	25.10501	36%	420.26
484	23/08/15	12:35:00	a.m.	24.65681	35%	398.58
485	23/08/15	12:40:00	a.m.	24.74977	35%	398.58
486	23/08/15	12:45:00	a.m.	24.47753	35%	398.58
487	23/08/15	12:50:00	a.m.	24.18786	35%	398.58
488	23/08/15	12:55:00	a.m.	24.3605	35%	398.58
489	23/08/15	01:00:00	a.m.	24.29576	35%	398.58
490	23/08/15	01:05:00	a.m.	24.64768	35%	398.58
491	23/08/15	01:10:00	a.m.	24.71574	35%	398.58
492	23/08/15	01:15:00	a.m.	24.69665	35%	398.58
493	23/08/15	01:20:00	a.m.	24.87593	36%	420.26
494	23/08/15	01:25:00	a.m.	24.83277	35%	398.58
495	23/08/15	01:30:00	a.m.	24.46508	35%	398.58
496	23/08/15	01:35:00	a.m.	24.12229	34%	377.33
497	23/08/15	01:40:00	a.m.	24.19699	35%	398.58
498	23/08/15	01:45:00	a.m.	23.69318	34%	377.33
499	23/08/15	01:50:00	a.m.	23.323	33%	356.51
500	23/08/15	01:55:00	a.m.	23.05408	33%	356.51
501	23/08/15	02:00:00	a.m.	22.72042	32%	336.15
502	23/08/15	02:05:00	a.m.	22.66232	32%	336.15
503	23/08/15	02:10:00	a.m.	22.71129	32%	336.15
504	23/08/15	02:15:00	a.m.	22.69552	32%	336.15
505	23/08/15	02:20:00	a.m.	22.71461	32%	336.15
506	23/08/15	02:25:00	a.m.	22.73619	32%	336.15
507	23/08/15	02:30:00	a.m.	22.57268	32%	336.15
508	23/08/15	02:35:00	a.m.	22.3685	32%	336.15
509	23/08/15	02:40:00	a.m.	22.3934	32%	336.15
510	23/08/15	02:45:00	a.m.	22.20831	32%	336.15
511	23/08/15	02:50:00	a.m.	22.16183	32%	336.15
512	23/08/15	02:55:00	a.m.	21.94271	31%	316.26
513	23/08/15	03:00:00	a.m.	21.90868	31%	316.26
514	23/08/15	03:05:00	a.m.	21.74434	31%	316.26
515	23/08/15	03:10:00	a.m.	21.72608	31%	316.26
516	23/08/15	03:15:00	a.m.	22.23238	32%	336.15
517	23/08/15	03:20:00	a.m.	22.14938	32%	336.15
518	23/08/15	03:25:00	a.m.	21.93026	31%	316.26
519	23/08/15	03:30:00	a.m.	21.7543	31%	316.26
520	23/08/15	03:35:00	a.m.	21.45467	31%	316.26
521	23/08/15	03:40:00	a.m.	21.32187	30%	296.85
522	23/08/15	03:45:00	a.m.	21.24468	30%	296.85
523	23/08/15	03:50:00	a.m.	21.12433	30%	296.85
524	23/08/15	03:55:00	a.m.	21.13346	30%	296.85

N°	Fecha	Hora	am/pm	TIRANTE (CM) PUNTO P-20 COLEC. PTE. PIEDRA	TIRANTE (%)	Q (L/S) PUNTO P-20 COLEC. PTE. PIEDRA
525	23/08/15	04:00:00	a.m.	21.16998	30%	296.85
526	23/08/15	04:05:00	a.m.	21.2812	30%	296.85
527	23/08/15	04:10:00	a.m.	21.32768	30%	296.85
528	23/08/15	04:15:00	a.m.	21.41732	31%	316.26
529	23/08/15	04:20:00	a.m.	21.42396	31%	316.26
530	23/08/15	04:25:00	a.m.	21.63976	31%	316.26
531	23/08/15	04:30:00	a.m.	21.64889	31%	316.26
532	23/08/15	04:35:00	a.m.	21.331	30%	296.85
533	23/08/15	04:40:00	a.m.	21.31274	30%	296.85
534	23/08/15	04:45:00	a.m.	21.51028	31%	316.26
535	23/08/15	04:50:00	a.m.	21.28784	30%	296.85
536	23/08/15	04:55:00	a.m.	21.53435	31%	316.26
537	23/08/15	05:00:00	a.m.	21.44803	31%	316.26
538	23/08/15	05:05:00	a.m.	21.79082	31%	316.26
539	23/08/15	05:10:00	a.m.	22.33115	32%	336.15
540	23/08/15	05:15:00	a.m.	22.4183	32%	336.15
541	23/08/15	05:20:00	a.m.	22.23238	32%	336.15
542	23/08/15	05:25:00	a.m.	21.99832	31%	316.26
543	23/08/15	05:30:00	a.m.	21.89955	31%	316.26
544	23/08/15	05:35:00	a.m.	22.42079	32%	336.15
545	23/08/15	05:40:00	a.m.	22.42079	32%	336.15
546	23/08/15	05:45:00	a.m.	22.26641	32%	336.15
547	23/08/15	05:50:00	a.m.	21.89955	31%	316.26
548	23/08/15	05:55:00	a.m.	21.82236	31%	316.26
549	23/08/15	06:00:00	a.m.	21.79414	31%	316.26
550	23/08/15	06:05:00	a.m.	21.87133	31%	316.26
551	23/08/15	06:10:00	a.m.	21.89955	31%	316.26
552	23/08/15	06:15:00	a.m.	21.88959	31%	316.26
553	23/08/15	06:20:00	a.m.	21.88046	31%	316.26
554	23/08/15	06:25:00	a.m.	21.84394	31%	316.26
555	23/08/15	06:30:00	a.m.	21.93607	31%	316.26
556	23/08/15	06:35:00	a.m.	21.93275	31%	316.26
557	23/08/15	06:40:00	a.m.	22.06306	32%	336.15
558	23/08/15	06:45:00	a.m.	22.01658	31%	316.26
559	23/08/15	06:50:00	a.m.	22.30044	32%	336.15
560	23/08/15	06:55:00	a.m.	22.69552	32%	336.15
561	23/08/15	07:00:00	a.m.	22.70548	32%	336.15
562	23/08/15	07:05:00	a.m.	22.89389	33%	356.51
563	23/08/15	07:10:00	a.m.	22.85654	33%	356.51
564	23/08/15	07:15:00	a.m.	23.10056	33%	356.51
565	23/08/15	07:20:00	a.m.	23.14704	33%	356.51
566	23/08/15	07:25:00	a.m.	23.8293	34%	377.33

N°	Fecha	Hora	am/pm	TIRANTE (CM) PUNTO P-20 COLEC. PTE. PIEDRA	TIRANTE (%)	Q (L/S) PUNTO P-20 COLEC. PTE. PIEDRA
567	23/08/15	07:30:00	a.m.	25.29591	36%	420.26
568	23/08/15	07:35:00	a.m.	26.53178	38%	464.80
569	23/08/15	07:40:00	a.m.	27.54438	39%	487.64
570	23/08/15	07:45:00	a.m.	28.17767	40%	510.83
571	23/08/15	07:50:00	a.m.	28.64662	41%	534.35
572	23/08/15	07:55:00	a.m.	28.78606	41%	534.35
573	23/08/15	08:00:00	a.m.	29.22762	42%	558.19
574	23/08/15	08:05:00	a.m.	29.31726	42%	558.19
575	23/08/15	08:10:00	a.m.	29.19027	42%	558.19
576	23/08/15	08:15:00	a.m.	29.4899	42%	558.19
577	23/08/15	08:20:00	a.m.	29.46832	42%	558.19
578	23/08/15	08:25:00	a.m.	29.6227	42%	558.19
579	23/08/15	08:30:00	a.m.	29.87917	43%	582.32
580	23/08/15	08:35:00	a.m.	30.37634	43%	582.32
581	23/08/15	08:40:00	a.m.	30.60127	44%	606.73
582	23/08/15	08:45:00	a.m.	30.88264	44%	606.73
583	23/08/15	08:50:00	a.m.	31.15405	45%	631.40
584	23/08/15	08:55:00	a.m.	31.39558	45%	631.40
585	23/08/15	09:00:00	a.m.	31.55577	45%	631.40
586	23/08/15	09:05:00	a.m.	31.71347	45%	631.40
587	23/08/15	09:10:00	a.m.	31.80892	45%	631.40
588	23/08/15	09:15:00	a.m.	32.20732	46%	656.31
589	23/08/15	09:20:00	a.m.	32.51027	46%	656.31
590	23/08/15	09:25:00	a.m.	32.32767	46%	656.31
591	23/08/15	09:30:00	a.m.	32.56256	47%	681.44
592	23/08/15	09:35:00	a.m.	32.78168	47%	681.44
593	23/08/15	09:40:00	a.m.	33.3162	48%	706.76
594	23/08/15	09:45:00	a.m.	33.71128	48%	706.76
595	23/08/15	09:50:00	a.m.	33.65318	48%	706.76
596	23/08/15	09:55:00	a.m.	33.98352	49%	732.27
597	23/08/15	10:00:00	a.m.	33.79511	48%	706.76
598	23/08/15	10:05:00	a.m.	33.96775	49%	732.27
599	23/08/15	10:10:00	a.m.	34.25161	49%	732.27
600	23/08/15	10:15:00	a.m.	34.20845	49%	732.27
601	23/08/15	10:20:00	a.m.	34.37196	49%	732.27
602	23/08/15	10:25:00	a.m.	34.57614	49%	732.27
603	23/08/15	10:30:00	a.m.	34.87909	50%	757.93
604	23/08/15	10:35:00	a.m.	34.91561	50%	757.93
605	23/08/15	10:40:00	a.m.	34.88822	50%	757.93
606	23/08/15	10:45:00	a.m.	35.04841	50%	757.93
607	23/08/15	10:50:00	a.m.	35.03347	50%	757.93
608	23/08/15	10:55:00	a.m.	35.13473	50%	757.93

N°	Fecha	Hora	am/pm	TIRANTE (CM) PUNTO P-20 COLEC. PTE. PIEDRA	TIRANTE (%)	Q (L/S) PUNTO P-20 COLEC. PTE. PIEDRA
609	23/08/15	11:00:00	a.m.	35.42855	51%	783.73
610	23/08/15	11:05:00	a.m.	35.18121	50%	757.93
611	23/08/15	11:10:00	a.m.	35.74976	51%	783.73
612	23/08/15	11:15:00	a.m.	35.87011	51%	783.73
613	23/08/15	11:20:00	a.m.	36.105	52%	809.64
614	23/08/15	11:25:00	a.m.	36.25606	52%	809.64
615	23/08/15	11:30:00	a.m.	36.36147	52%	809.64
616	23/08/15	11:35:00	a.m.	36.41957	52%	809.64
617	23/08/15	11:40:00	a.m.	36.75655	53%	835.65
618	23/08/15	11:45:00	a.m.	36.852	53%	835.65
619	23/08/15	11:50:00	a.m.	36.99144	53%	835.65
620	23/08/15	11:55:00	a.m.	37.02215	53%	835.65
621	23/08/15	12:00:00	p.m.	36.81216	53%	835.65
622	23/08/15	12:05:00	p.m.	36.93583	53%	835.65
623	23/08/15	12:10:00	p.m.	37.09602	53%	835.65
624	23/08/15	12:15:00	p.m.	37.08108	53%	835.65
625	23/08/15	12:20:00	p.m.	37.05286	53%	835.65
626	23/08/15	12:25:00	p.m.	37.30933	53%	835.65
627	23/08/15	12:30:00	p.m.	37.32178	53%	835.65
628	23/08/15	12:35:00	p.m.	37.70109	54%	861.73
629	23/08/15	12:40:00	p.m.	37.82144	54%	861.73
630	23/08/15	12:45:00	p.m.	38.10613	54%	861.73
631	23/08/15	12:50:00	p.m.	37.84053	54%	861.73
632	23/08/15	12:55:00	p.m.	37.94843	54%	861.73
633	23/08/15	01:00:00	p.m.	37.92353	54%	861.73
634	23/08/15	01:05:00	p.m.	37.91772	54%	861.73
635	23/08/15	01:10:00	p.m.	37.84634	54%	861.73
636	23/08/15	01:15:00	p.m.	37.85547	54%	861.73
637	23/08/15	01:20:00	p.m.	37.72931	54%	861.73
638	23/08/15	01:25:00	p.m.	37.68864	54%	861.73
639	23/08/15	01:30:00	p.m.	37.51268	54%	861.73
640	23/08/15	01:35:00	p.m.	37.48197	54%	861.73
641	23/08/15	01:40:00	p.m.	37.42636	53%	835.65
642	23/08/15	01:45:00	p.m.	37.65544	54%	861.73
643	23/08/15	01:50:00	p.m.	37.73263	54%	861.73
644	23/08/15	01:55:00	p.m.	37.60896	54%	861.73
645	23/08/15	02:00:00	p.m.	37.68615	54%	861.73
646	23/08/15	02:05:00	p.m.	37.73844	54%	861.73
647	23/08/15	02:10:00	p.m.	37.55916	54%	861.73
648	23/08/15	02:15:00	p.m.	37.53758	54%	861.73
649	23/08/15	02:20:00	p.m.	37.53177	54%	861.73
650	23/08/15	02:25:00	p.m.	37.2255	53%	835.65

N°	Fecha	Hora	am/pm	TIRANTE (CM) PUNTO P-20 COLEC. PTE. PIEDRA	TIRANTE (%)	Q (L/S) PUNTO P-20 COLEC. PTE. PIEDRA
651	23/08/15	02:30:00	p.m.	37.10266	53%	835.65
652	23/08/15	02:35:00	p.m.	37.06531	53%	835.65
653	23/08/15	02:40:00	p.m.	37.31846	53%	835.65
654	23/08/15	02:45:00	p.m.	37.21056	53%	835.65
655	23/08/15	02:50:00	p.m.	37.27198	53%	835.65
656	23/08/15	02:55:00	p.m.	37.23546	53%	835.65
657	23/08/15	03:00:00	p.m.	37.05867	53%	835.65
658	23/08/15	03:05:00	p.m.	37.31846	53%	835.65
659	23/08/15	03:10:00	p.m.	37.12424	53%	835.65
660	23/08/15	03:15:00	p.m.	36.93832	53%	835.65
661	23/08/15	03:20:00	p.m.	36.90429	53%	835.65
662	23/08/15	03:25:00	p.m.	36.88603	53%	835.65
663	23/08/15	03:30:00	p.m.	36.92587	53%	835.65
664	23/08/15	03:35:00	p.m.	37.24127	53%	835.65
665	23/08/15	03:40:00	p.m.	36.83042	53%	835.65
666	23/08/15	03:45:00	p.m.	36.67272	52%	809.64
667	23/08/15	03:50:00	p.m.	36.73165	52%	809.64
668	23/08/15	03:55:00	p.m.	36.60217	52%	809.64
669	23/08/15	04:00:00	p.m.	36.4785	52%	809.64
670	23/08/15	04:05:00	p.m.	36.188	52%	809.64
671	23/08/15	04:10:00	p.m.	36.09836	52%	809.64
672	23/08/15	04:15:00	p.m.	35.9971	51%	783.73
673	23/08/15	04:20:00	p.m.	36.10168	52%	809.64
674	23/08/15	04:25:00	p.m.	36.24361	52%	809.64
675	23/08/15	04:30:00	p.m.	36.01204	51%	783.73
676	23/08/15	04:35:00	p.m.	36.01536	51%	783.73
677	23/08/15	04:40:00	p.m.	35.95643	51%	783.73
678	23/08/15	04:45:00	p.m.	35.98133	51%	783.73
679	23/08/15	04:50:00	p.m.	36.07097	52%	809.64
680	23/08/15	04:55:00	p.m.	35.91659	51%	783.73
681	23/08/15	05:00:00	p.m.	35.60119	51%	783.73
682	23/08/15	05:05:00	p.m.	35.51155	51%	783.73
683	23/08/15	05:10:00	p.m.	35.53977	51%	783.73
684	23/08/15	05:15:00	p.m.	35.9473	51%	783.73
685	23/08/15	05:20:00	p.m.	35.71241	51%	783.73
686	23/08/15	05:25:00	p.m.	35.84853	51%	783.73
687	23/08/15	05:30:00	p.m.	35.56467	51%	783.73
688	23/08/15	05:35:00	p.m.	35.90746	51%	783.73
689	23/08/15	05:40:00	p.m.	36.08591	52%	809.64
690	23/08/15	05:45:00	p.m.	36.07678	52%	809.64
691	23/08/15	05:50:00	p.m.	36.07429	52%	809.64
692	23/08/15	05:55:00	p.m.	35.8394	51%	783.73

N°	Fecha	Hora	am/pm	TIRANTE (CM) PUNTO P-20 COLEC. PTE. PIEDRA	TIRANTE (%)	Q (L/S) PUNTO P-20 COLEC. PTE. PIEDRA
693	23/08/15	06:00:00	p.m.	35.524	51%	783.73
694	23/08/15	06:05:00	p.m.	35.50906	51%	783.73
695	23/08/15	06:10:00	p.m.	35.25591	50%	757.93
696	23/08/15	06:15:00	p.m.	35.13473	50%	757.93
697	23/08/15	06:20:00	p.m.	35.15382	50%	757.93
698	23/08/15	06:25:00	p.m.	35.16627	50%	757.93
699	23/08/15	06:30:00	p.m.	35.20943	50%	757.93
700	23/08/15	06:35:00	p.m.	35.22188	50%	757.93
701	23/08/15	06:40:00	p.m.	34.93719	50%	757.93
702	23/08/15	06:45:00	p.m.	34.92225	50%	757.93
703	23/08/15	06:50:00	p.m.	34.78613	50%	757.93
704	23/08/15	06:55:00	p.m.	34.6442	49%	732.27
705	23/08/15	07:00:00	p.m.	34.66246	50%	757.93
706	23/08/15	07:05:00	p.m.	34.39686	49%	732.27
707	23/08/15	07:10:00	p.m.	34.24248	49%	732.27
708	23/08/15	07:15:00	p.m.	34.21177	49%	732.27
709	23/08/15	07:20:00	p.m.	34.29228	49%	732.27
710	23/08/15	07:25:00	p.m.	34.3288	49%	732.27
711	23/08/15	07:30:00	p.m.	34.27651	49%	732.27
712	23/08/15	07:35:00	p.m.	33.83495	48%	706.76
713	23/08/15	07:40:00	p.m.	33.38426	48%	706.76
714	23/08/15	07:45:00	p.m.	33.28798	48%	706.76
715	23/08/15	07:50:00	p.m.	33.4739	48%	706.76
716	23/08/15	07:55:00	p.m.	33.30375	48%	706.76
717	23/08/15	08:00:00	p.m.	33.22324	47%	681.44
718	23/08/15	08:05:00	p.m.	32.99167	47%	681.44
719	23/08/15	08:10:00	p.m.	32.79413	47%	681.44
720	23/08/15	08:15:00	p.m.	32.72939	47%	681.44
721	23/08/15	08:20:00	p.m.	32.6771	47%	681.44
722	23/08/15	08:25:00	p.m.	32.74184	47%	681.44
723	23/08/15	08:30:00	p.m.	32.41731	46%	656.31
724	23/08/15	08:35:00	p.m.	32.12764	46%	656.31
725	23/08/15	08:40:00	p.m.	32.06871	46%	656.31
726	23/08/15	08:45:00	p.m.	31.79979	45%	631.40
727	23/08/15	08:50:00	p.m.	31.79398	45%	631.40
728	23/08/15	08:55:00	p.m.	31.81805	45%	631.40
729	23/08/15	09:00:00	p.m.	31.67944	45%	631.40
730	23/08/15	09:05:00	p.m.	31.59644	45%	631.40
731	23/08/15	09:10:00	p.m.	31.3491	45%	631.40
732	23/08/15	09:15:00	p.m.	31.02125	44%	606.73
733	23/08/15	09:20:00	p.m.	30.77806	44%	606.73
734	23/08/15	09:25:00	p.m.	30.62036	44%	606.73

N°	Fecha	Hora	am/pm	TIRANTE (CM) PUNTO P-20 COLEC. PTE. PIEDRA	TIRANTE (%)	Q (L/S) PUNTO P-20 COLEC. PTE. PIEDRA
735	23/08/15	09:30:00	p.m.	30.48424	44%	606.73
736	23/08/15	09:35:00	p.m.	30.26844	43%	582.32
737	23/08/15	09:40:00	p.m.	29.84846	43%	582.32
738	23/08/15	09:45:00	p.m.	29.5978	42%	558.19
739	23/08/15	09:50:00	p.m.	29.76463	43%	582.32
740	23/08/15	09:55:00	p.m.	29.40939	42%	558.19
741	23/08/15	10:00:00	p.m.	29.02344	41%	534.35
742	23/08/15	10:05:00	p.m.	28.67733	41%	534.35
743	23/08/15	10:10:00	p.m.	28.13119	40%	510.83
744	23/08/15	10:15:00	p.m.	27.63402	39%	487.64
745	23/08/15	10:20:00	p.m.	27.44893	39%	487.64
746	23/08/15	10:25:00	p.m.	27.53525	39%	487.64
747	23/08/15	10:30:00	p.m.	28.17103	40%	510.83
748	23/08/15	10:35:00	p.m.	28.27312	40%	510.83
749	23/08/15	10:40:00	p.m.	27.62738	39%	487.64
750	23/08/15	10:45:00	p.m.	27.13021	39%	487.64
751	23/08/15	10:50:00	p.m.	26.72268	38%	464.80
752	23/08/15	10:55:00	p.m.	26.33092	38%	464.80
753	23/08/15	11:00:00	p.m.	26.55585	38%	464.80
754	23/08/15	11:05:00	p.m.	26.31847	38%	464.80
755	23/08/15	11:10:00	p.m.	26.33092	38%	464.80
756	23/08/15	11:15:00	p.m.	25.74079	37%	442.34
757	23/08/15	11:20:00	p.m.	25.5557	37%	442.34
758	23/08/15	11:25:00	p.m.	25.48183	36%	420.26
759	23/08/15	11:30:00	p.m.	25.55902	37%	442.34
760	23/08/15	11:35:00	p.m.	25.40132	36%	420.26
761	23/08/15	11:40:00	p.m.	25.02118	36%	420.26
762	23/08/15	11:45:00	p.m.	24.78629	35%	398.58
763	23/08/15	11:50:00	p.m.	24.79874	35%	398.58
764	23/08/15	11:55:00	p.m.	24.4933	35%	398.58
765	24/08/15	12:00:00	a.m.	23.9372	34%	377.33
766	24/08/15	12:05:00	a.m.	24.00526	34%	377.33
767	24/08/15	12:10:00	a.m.	23.7795	34%	377.33
768	24/08/15	12:15:00	a.m.	23.55789	34%	377.33
769	24/08/15	12:20:00	a.m.	23.14372	33%	356.51
770	24/08/15	12:25:00	a.m.	22.78267	33%	356.51
771	24/08/15	12:30:00	a.m.	22.7669	33%	356.51
772	24/08/15	12:35:00	a.m.	22.53201	32%	336.15
773	24/08/15	12:40:00	a.m.	22.29463	32%	336.15
774	24/08/15	12:45:00	a.m.	22.15851	32%	336.15
775	24/08/15	12:50:00	a.m.	22.09958	32%	336.15
776	24/08/15	12:55:00	a.m.	21.80991	31%	316.26

N°	Fecha	Hora	am/pm	TIRANTE (CM) PUNTO P-20 COLEC. PTE. PIEDRA	TIRANTE (%)	Q (L/S) PUNTO P-20 COLEC. PTE. PIEDRA
777	24/08/15	01:00:00	a.m.	21.7045	31%	316.26
778	24/08/15	01:05:00	a.m.	22.08132	32%	336.15
779	24/08/15	01:10:00	a.m.	22.13361	32%	336.15
780	24/08/15	01:15:00	a.m.	21.74185	31%	316.26
781	24/08/15	01:20:00	a.m.	21.49783	31%	316.26
782	24/08/15	01:25:00	a.m.	21.16085	30%	296.85
783	24/08/15	01:30:00	a.m.	20.96663	30%	296.85
784	24/08/15	01:35:00	a.m.	21.01311	30%	296.85
785	24/08/15	01:40:00	a.m.	20.86454	30%	296.85
786	24/08/15	01:45:00	a.m.	20.76245	30%	296.85
787	24/08/15	01:50:00	a.m.	20.81557	30%	296.85
788	24/08/15	01:55:00	a.m.	20.64874	29%	277.95
789	24/08/15	02:00:00	a.m.	20.60558	29%	277.95
790	24/08/15	02:05:00	a.m.	20.47527	29%	277.95
791	24/08/15	02:10:00	a.m.	20.2686	29%	277.95
792	24/08/15	02:15:00	a.m.	20.29931	29%	277.95
793	24/08/15	02:20:00	a.m.	20.52175	29%	277.95
794	24/08/15	02:25:00	a.m.	20.34579	29%	277.95
795	24/08/15	02:30:00	a.m.	20.41053	29%	277.95
796	24/08/15	02:35:00	a.m.	20.39559	29%	277.95
797	24/08/15	02:40:00	a.m.	20.32753	29%	277.95
798	24/08/15	02:45:00	a.m.	20.14493	29%	277.95
799	24/08/15	02:50:00	a.m.	20.05529	29%	277.95
800	24/08/15	02:55:00	a.m.	19.9532	29%	277.95
801	24/08/15	03:00:00	a.m.	19.85775	28%	259.56
802	24/08/15	03:05:00	a.m.	19.92249	28%	259.56
803	24/08/15	03:10:00	a.m.	19.91004	28%	259.56
804	24/08/15	03:15:00	a.m.	20.1856	29%	277.95
805	24/08/15	03:20:00	a.m.	20.47859	29%	277.95
806	24/08/15	03:25:00	a.m.	20.57736	29%	277.95
807	24/08/15	03:30:00	a.m.	20.36737	29%	277.95
808	24/08/15	03:35:00	a.m.	20.31508	29%	277.95
809	24/08/15	03:40:00	a.m.	20.34911	29%	277.95
810	24/08/15	03:45:00	a.m.	20.31176	29%	277.95
811	24/08/15	03:50:00	a.m.	20.5093	29%	277.95
812	24/08/15	03:55:00	a.m.	20.25034	29%	277.95
813	24/08/15	04:00:00	a.m.	20.22212	29%	277.95
814	24/08/15	04:05:00	a.m.	20.23789	29%	277.95
815	24/08/15	04:10:00	a.m.	20.09264	29%	277.95
816	24/08/15	04:15:00	a.m.	20.12999	29%	277.95
817	24/08/15	04:20:00	a.m.	20.22544	29%	277.95
818	24/08/15	04:25:00	a.m.	20.12667	29%	277.95

N°	Fecha	Hora	am/pm	TIRANTE (CM) PUNTO P-20 COLEC. PTE. PIEDRA	TIRANTE (%)	Q (L/S) PUNTO P-20 COLEC. PTE. PIEDRA
819	24/08/15	04:30:00	a.m.	19.83949	28%	259.56
820	24/08/15	04:35:00	a.m.	19.49006	28%	259.56
821	24/08/15	04:40:00	a.m.	19.55812	28%	259.56
822	24/08/15	04:45:00	a.m.	19.99719	29%	277.95
823	24/08/15	04:50:00	a.m.	19.9781	29%	277.95
824	24/08/15	04:55:00	a.m.	19.73159	28%	259.56
825	24/08/15	05:00:00	a.m.	20.1856	29%	277.95
826	24/08/15	05:05:00	a.m.	20.08932	29%	277.95
827	24/08/15	05:10:00	a.m.	19.85194	28%	259.56
828	24/08/15	05:15:00	a.m.	19.9781	29%	277.95
829	24/08/15	05:20:00	a.m.	19.70669	28%	259.56
830	24/08/15	05:25:00	a.m.	19.70669	28%	259.56
831	24/08/15	05:30:00	a.m.	19.91668	28%	259.56
832	24/08/15	05:35:00	a.m.	20.05861	29%	277.95
833	24/08/15	05:40:00	a.m.	20.37982	29%	277.95
834	24/08/15	05:45:00	a.m.	20.63629	29%	277.95
835	24/08/15	05:50:00	a.m.	20.71348	30%	296.85
836	24/08/15	05:55:00	a.m.	20.97908	30%	296.85
837	24/08/15	06:00:00	a.m.	21.00066	30%	296.85
838	24/08/15	06:05:00	a.m.	20.95999	30%	296.85
839	24/08/15	06:10:00	a.m.	21.18243	30%	296.85
840	24/08/15	06:15:00	a.m.	21.05295	30%	296.85
841	24/08/15	06:20:00	a.m.	21.1484	30%	296.85
842	24/08/15	06:25:00	a.m.	21.06208	30%	296.85
843	24/08/15	06:30:00	a.m.	20.99153	30%	296.85
844	24/08/15	06:35:00	a.m.	21.17994	30%	296.85
845	24/08/15	06:40:00	a.m.	21.4389	31%	316.26
846	24/08/15	06:45:00	a.m.	22.16515	32%	336.15
847	24/08/15	06:50:00	a.m.	22.27886	32%	336.15
848	24/08/15	06:55:00	a.m.	22.42743	32%	336.15
849	24/08/15	07:00:00	a.m.	22.50794	32%	336.15
850	24/08/15	07:05:00	a.m.	22.57517	32%	336.15
851	24/08/15	07:10:00	a.m.	22.8997	33%	356.51
852	24/08/15	07:15:00	a.m.	23.56702	34%	377.33
853	24/08/15	07:20:00	a.m.	25.04608	36%	420.26
854	24/08/15	07:25:00	a.m.	26.60233	38%	464.80
855	24/08/15	07:30:00	a.m.	26.84054	38%	464.80
856	24/08/15	07:35:00	a.m.	27.37423	39%	487.64
857	24/08/15	07:40:00	a.m.	28.4026	41%	534.35
858	24/08/15	07:45:00	a.m.	29.39445	42%	558.19
859	24/08/15	07:50:00	a.m.	30.00284	43%	582.32
860	24/08/15	07:55:00	a.m.	29.99039	43%	582.32

N°	Fecha	Hora	am/pm	TIRANTE (CM) PUNTO P-20 COLEC. PTE. PIEDRA	TIRANTE (%)	Q (L/S) PUNTO P-20 COLEC. PTE. PIEDRA
861	24/08/15	08:00:00	a.m.	30.2037	43%	582.32
862	24/08/15	08:05:00	a.m.	30.50914	44%	606.73
863	24/08/15	08:10:00	a.m.	31.07686	44%	606.73
864	24/08/15	08:15:00	a.m.	31.06773	44%	606.73
865	24/08/15	08:20:00	a.m.	31.03121	44%	606.73
866	24/08/15	08:25:00	a.m.	31.22875	45%	631.40
867	24/08/15	08:30:00	a.m.	31.64873	45%	631.40
868	24/08/15	08:35:00	a.m.	32.23554	46%	656.31
869	24/08/15	08:40:00	a.m.	32.30028	46%	656.31
870	24/08/15	08:45:00	a.m.	32.28451	46%	656.31
871	24/08/15	08:50:00	a.m.	32.75429	47%	681.44
872	24/08/15	08:55:00	a.m.	32.63975	47%	681.44
873	24/08/15	09:00:00	a.m.	32.72358	47%	681.44
874	24/08/15	09:05:00	a.m.	32.63975	47%	681.44
875	24/08/15	09:10:00	a.m.	32.7601	47%	681.44
876	24/08/15	09:15:00	a.m.	32.80077	47%	681.44
877	24/08/15	09:20:00	a.m.	32.44802	46%	656.31
878	24/08/15	09:25:00	a.m.	32.5692	47%	681.44
879	24/08/15	09:30:00	a.m.	32.47292	46%	656.31
880	24/08/15	09:35:00	a.m.	32.6024	47%	681.44
881	24/08/15	09:40:00	a.m.	32.64307	47%	681.44
882	24/08/15	09:45:00	a.m.	32.72358	47%	681.44
883	24/08/15	09:50:00	a.m.	32.86219	47%	681.44
884	24/08/15	09:55:00	a.m.	33.25727	48%	706.76
885	24/08/15	10:00:00	a.m.	33.10953	47%	681.44
886	24/08/15	10:05:00	a.m.	32.868	47%	681.44
887	24/08/15	10:10:00	a.m.	33.10953	47%	681.44
888	24/08/15	10:15:00	a.m.	33.04728	47%	681.44
889	24/08/15	10:20:00	a.m.	33.11202	47%	681.44
890	24/08/15	10:25:00	a.m.	33.13111	47%	681.44
891	24/08/15	10:30:00	a.m.	33.05641	47%	681.44
892	24/08/15	10:35:00	a.m.	33.30043	48%	706.76
893	24/08/15	10:40:00	a.m.	33.55109	48%	706.76
894	24/08/15	10:45:00	a.m.	33.449	48%	706.76
895	24/08/15	10:50:00	a.m.	33.64322	48%	706.76
896	24/08/15	10:55:00	a.m.	33.7976	48%	706.76
897	24/08/15	11:00:00	a.m.	33.97688	49%	732.27
898	24/08/15	11:05:00	a.m.	33.77602	48%	706.76
899	24/08/15	11:10:00	a.m.	34.12545	49%	732.27
900	24/08/15	11:15:00	a.m.	34.11881	49%	732.27
901	24/08/15	11:20:00	a.m.	33.9304	48%	706.76
902	24/08/15	11:25:00	a.m.	34.17774	49%	732.27

N°	Fecha	Hora	am/pm	TIRANTE (CM) PUNTO P-20 COLEC. PTE. PIEDRA	TIRANTE (%)	Q (L/S) PUNTO P-20 COLEC. PTE. PIEDRA
903	24/08/15	11:30:00	a.m.	34.06071	49%	732.27
904	24/08/15	11:35:00	a.m.	34.21177	49%	732.27
905	24/08/15	11:40:00	a.m.	34.25825	49%	732.27
906	24/08/15	11:45:00	a.m.	34.24248	49%	732.27
907	24/08/15	11:50:00	a.m.	34.42757	49%	732.27
908	24/08/15	11:55:00	a.m.	34.70313	50%	757.93
909	24/08/15	12:00:00	p.m.	34.777	50%	757.93
910	24/08/15	12:05:00	p.m.	34.85751	50%	757.93
911	24/08/15	12:10:00	p.m.	34.8849	50%	757.93
912	24/08/15	12:15:00	p.m.	35.07663	50%	757.93
913	24/08/15	12:20:00	p.m.	34.97122	50%	757.93
914	24/08/15	12:25:00	p.m.	34.93138	50%	757.93
915	24/08/15	12:30:00	p.m.	34.73384	50%	757.93
916	24/08/15	12:35:00	p.m.	34.84174	50%	757.93
917	24/08/15	12:40:00	p.m.	34.9098	50%	757.93
918	24/08/15	12:45:00	p.m.	34.76787	50%	757.93
919	24/08/15	12:50:00	p.m.	34.81684	50%	757.93
920	24/08/15	12:55:00	p.m.	34.91312	50%	757.93
921	24/08/15	01:00:00	p.m.	34.88158	50%	757.93
922	24/08/15	01:05:00	p.m.	35.02434	50%	757.93
923	24/08/15	01:10:00	p.m.	35.00525	50%	757.93
924	24/08/15	01:15:00	p.m.	34.85419	50%	757.93
925	24/08/15	01:20:00	p.m.	34.81684	50%	757.93
926	24/08/15	01:25:00	p.m.	34.69649	50%	757.93
927	24/08/15	01:30:00	p.m.	35.00193	50%	757.93
928	24/08/15	01:35:00	p.m.	35.06086	50%	757.93
929	24/08/15	01:40:00	p.m.	35.07663	50%	757.93
930	24/08/15	01:45:00	p.m.	35.03928	50%	757.93
931	24/08/15	01:50:00	p.m.	34.98367	50%	757.93
932	24/08/15	01:55:00	p.m.	34.95628	50%	757.93
933	24/08/15	02:00:00	p.m.	35.0177	50%	757.93
934	24/08/15	02:05:00	p.m.	34.9347	50%	757.93
935	24/08/15	02:10:00	p.m.	34.99612	50%	757.93
936	24/08/15	02:15:00	p.m.	35.15963	50%	757.93
937	24/08/15	02:20:00	p.m.	35.15963	50%	757.93
938	24/08/15	02:25:00	p.m.	34.81103	50%	757.93
939	24/08/15	02:30:00	p.m.	34.73633	50%	757.93
940	24/08/15	02:35:00	p.m.	34.49563	49%	732.27
941	24/08/15	02:40:00	p.m.	34.38773	49%	732.27
942	24/08/15	02:45:00	p.m.	34.92806	50%	757.93
943	24/08/15	02:50:00	p.m.	35.21524	50%	757.93
944	24/08/15	02:55:00	p.m.	35.40697	51%	783.73

N°	Fecha	Hora	am/pm	TIRANTE (CM) PUNTO P-20 COLEC. PTE. PIEDRA	TIRANTE (%)	Q (L/S) PUNTO P-20 COLEC. PTE. PIEDRA
945	24/08/15	03:00:00	p.m.	35.34804	50%	757.93
946	24/08/15	03:05:00	p.m.	35.42523	51%	783.73
947	24/08/15	03:10:00	p.m.	35.30156	50%	757.93
948	24/08/15	03:15:00	p.m.	35.11066	50%	757.93
949	24/08/15	03:20:00	p.m.	34.77368	50%	757.93
950	24/08/15	03:25:00	p.m.	35.00525	50%	757.93
951	24/08/15	03:30:00	p.m.	35.13224	50%	757.93
952	24/08/15	03:35:00	p.m.	34.94383	50%	757.93
953	24/08/15	03:40:00	p.m.	34.93719	50%	757.93
954	24/08/15	03:45:00	p.m.	34.69981	50%	757.93
955	24/08/15	03:50:00	p.m.	34.56037	49%	732.27
956	24/08/15	03:55:00	p.m.	34.52634	49%	732.27
957	24/08/15	04:00:00	p.m.	34.87909	50%	757.93
958	24/08/15	04:05:00	p.m.	35.17872	50%	757.93
959	24/08/15	04:10:00	p.m.	35.41278	51%	783.73
960	24/08/15	04:15:00	p.m.	35.28662	50%	757.93
961	24/08/15	04:20:00	p.m.	35.50574	51%	783.73
962	24/08/15	04:25:00	p.m.	35.27417	50%	757.93
963	24/08/15	04:30:00	p.m.	35.48748	51%	783.73
964	24/08/15	04:35:00	p.m.	35.11066	50%	757.93
965	24/08/15	04:40:00	p.m.	35.0675	50%	757.93
966	24/08/15	04:45:00	p.m.	35.05505	50%	757.93
967	24/08/15	04:50:00	p.m.	34.73384	50%	757.93
968	24/08/15	04:55:00	p.m.	34.65333	50%	757.93
969	24/08/15	05:00:00	p.m.	34.49314	49%	732.27
970	24/08/15	05:05:00	p.m.	34.52053	49%	732.27
971	24/08/15	05:10:00	p.m.	34.63756	49%	732.27
972	24/08/15	05:15:00	p.m.	34.67159	50%	757.93
973	24/08/15	05:20:00	p.m.	34.78945	50%	757.93
974	24/08/15	05:25:00	p.m.	34.94964	50%	757.93
975	24/08/15	05:30:00	p.m.	35.48084	51%	783.73
976	24/08/15	05:35:00	p.m.	35.28662	50%	757.93
977	24/08/15	05:40:00	p.m.	35.08908	50%	757.93
978	24/08/15	05:45:00	p.m.	35.08244	50%	757.93
979	24/08/15	05:50:00	p.m.	35.01189	50%	757.93
980	24/08/15	05:55:00	p.m.	34.47156	49%	732.27
981	24/08/15	06:00:00	p.m.	34.26074	49%	732.27
982	24/08/15	06:05:00	p.m.	34.17442	49%	732.27
983	24/08/15	06:10:00	p.m.	34.55124	49%	732.27
984	24/08/15	06:15:00	p.m.	34.89154	50%	757.93
985	24/08/15	06:20:00	p.m.	34.73965	50%	757.93
986	24/08/15	06:25:00	p.m.	34.58527	49%	732.27

N°	Fecha	Hora	am/pm	TIRANTE (CM) PUNTO P-20 COLEC. PTE. PIEDRA	TIRANTE (%)	Q (L/S) PUNTO P-20 COLEC. PTE. PIEDRA
987	24/08/15	06:30:00	p.m.	34.33876	49%	732.27
988	24/08/15	06:35:00	p.m.	34.26406	49%	732.27
989	24/08/15	06:40:00	p.m.	34.75874	50%	757.93
990	24/08/15	06:45:00	p.m.	34.83842	50%	757.93
991	24/08/15	06:50:00	p.m.	34.7521	50%	757.93
992	24/08/15	06:55:00	p.m.	34.70562	50%	757.93
993	24/08/15	07:00:00	p.m.	35.27998	50%	757.93
994	24/08/15	07:05:00	p.m.	35.15382	50%	757.93
995	24/08/15	07:10:00	p.m.	34.52634	49%	732.27
996	24/08/15	07:15:00	p.m.	34.22422	49%	732.27
997	24/08/15	07:20:00	p.m.	33.82582	48%	706.76
998	24/08/15	07:25:00	p.m.	33.87811	48%	706.76
999	24/08/15	07:30:00	p.m.	33.94617	48%	706.76
1000	24/08/15	07:35:00	p.m.	33.80756	48%	706.76
1001	24/08/15	07:40:00	p.m.	34.03581	49%	732.27
1002	24/08/15	07:45:00	p.m.	33.95862	49%	732.27
1003	24/08/15	07:50:00	p.m.	33.70547	48%	706.76
1004	24/08/15	07:55:00	p.m.	33.52038	48%	706.76
1005	24/08/15	08:00:00	p.m.	33.19253	47%	681.44
1006	24/08/15	08:05:00	p.m.	32.87796	47%	681.44
1007	24/08/15	08:10:00	p.m.	32.84393	47%	681.44
1008	24/08/15	08:15:00	p.m.	32.63062	47%	681.44
1009	24/08/15	08:20:00	p.m.	32.42063	46%	656.31
1010	24/08/15	08:25:00	p.m.	32.55924	47%	681.44
1011	24/08/15	08:30:00	p.m.	32.44221	46%	656.31
1012	24/08/15	08:35:00	p.m.	31.67612	45%	631.40
1013	24/08/15	08:40:00	p.m.	31.41052	45%	631.40
1014	24/08/15	08:45:00	p.m.	31.3242	45%	631.40
1015	24/08/15	08:50:00	p.m.	31.22543	45%	631.40
1016	24/08/15	08:55:00	p.m.	30.91667	44%	606.73
1017	24/08/15	09:00:00	p.m.	30.48424	44%	606.73
1018	24/08/15	09:05:00	p.m.	30.02691	43%	582.32
1019	24/08/15	09:10:00	p.m.	29.48077	42%	558.19
1020	24/08/15	09:15:00	p.m.	29.44342	42%	558.19
1021	24/08/15	09:20:00	p.m.	29.40939	42%	558.19
1022	24/08/15	09:25:00	p.m.	28.95538	41%	534.35
1023	24/08/15	09:30:00	p.m.	28.62836	41%	534.35
1024	24/08/15	09:35:00	p.m.	28.30383	40%	510.83
1025	24/08/15	09:40:00	p.m.	28.07226	40%	510.83
1026	24/08/15	09:45:00	p.m.	28.05981	40%	510.83
1027	24/08/15	09:50:00	p.m.	28.01665	40%	510.83
1028	24/08/15	09:55:00	p.m.	27.88136	40%	510.83

N°	Fecha	Hora	am/pm	TIRANTE (CM) PUNTO P-20 COLEC. PTE. PIEDRA	TIRANTE (%)	Q (L/S) PUNTO P-20 COLEC. PTE. PIEDRA
1029	24/08/15	10:00:00	p.m.	27.76018	40%	510.83
1030	24/08/15	10:05:00	p.m.	27.35265	39%	487.64
1031	24/08/15	10:10:00	p.m.	27.03808	39%	487.64
1032	24/08/15	10:15:00	p.m.	26.92354	38%	464.80
1033	24/08/15	10:20:00	p.m.	27.12108	39%	487.64
1034	24/08/15	10:25:00	p.m.	27.26052	39%	487.64
1035	24/08/15	10:30:00	p.m.	27.04721	39%	487.64
1036	24/08/15	10:35:00	p.m.	26.84303	38%	464.80
1037	24/08/15	10:40:00	p.m.	26.44795	38%	464.80
1038	24/08/15	10:45:00	p.m.	26.47866	38%	464.80
1039	24/08/15	10:50:00	p.m.	26.35831	38%	464.80
1040	24/08/15	10:55:00	p.m.	26.33341	38%	464.80
1041	24/08/15	11:00:00	p.m.	26.34005	38%	464.80
1042	24/08/15	11:05:00	p.m.	26.48779	38%	464.80
1043	24/08/15	11:10:00	p.m.	26.50688	38%	464.80
1044	24/08/15	11:15:00	p.m.	26.25373	38%	464.80
1045	24/08/15	11:20:00	p.m.	25.84288	37%	442.34
1046	24/08/15	11:25:00	p.m.	25.20959	36%	420.26
1047	24/08/15	11:30:00	p.m.	25.06766	36%	420.26
1048	24/08/15	11:35:00	p.m.	24.88257	36%	420.26
1049	24/08/15	11:40:00	p.m.	24.85435	36%	420.26
1050	24/08/15	11:45:00	p.m.	24.62942	35%	398.58
1051	24/08/15	11:50:00	p.m.	24.56468	35%	398.58
1052	24/08/15	11:55:00	p.m.	25.25607	36%	420.26
1053	25/08/15	12:00:00	a.m.	25.26188	36%	420.26
1054	25/08/15	12:05:00	a.m.	25.04276	36%	420.26
1055	25/08/15	12:10:00	a.m.	24.60784	35%	398.58
1056	25/08/15	12:15:00	a.m.	24.27667	35%	398.58
1057	25/08/15	12:20:00	a.m.	23.95297	34%	377.33
1058	25/08/15	12:25:00	a.m.	23.63508	34%	377.33
1059	25/08/15	12:30:00	a.m.	23.7214	34%	377.33
1060	25/08/15	12:35:00	a.m.	23.64421	34%	377.33
1061	25/08/15	12:40:00	a.m.	23.68737	34%	377.33
1062	25/08/15	12:45:00	a.m.	23.75211	34%	377.33
1063	25/08/15	12:50:00	a.m.	23.58528	34%	377.33
1064	25/08/15	12:55:00	a.m.	23.47074	34%	377.33
1065	25/08/15	01:00:00	a.m.	23.61599	34%	377.33
1066	25/08/15	01:05:00	a.m.	23.31968	33%	356.51
1067	25/08/15	01:10:00	a.m.	23.15617	33%	356.51
1068	25/08/15	01:15:00	a.m.	22.88144	33%	356.51
1069	25/08/15	01:20:00	a.m.	22.56936	32%	336.15
1070	25/08/15	01:25:00	a.m.	22.43988	32%	336.15

N°	Fecha	Hora	am/pm	TIRANTE (CM) PUNTO P-20 COLEC. PTE. PIEDRA	TIRANTE (%)	Q (L/S) PUNTO P-20 COLEC. PTE. PIEDRA
1071	25/08/15	01:30:00	a.m.	22.57517	32%	336.15
1072	25/08/15	01:35:00	a.m.	22.2108	32%	336.15
1073	25/08/15	01:40:00	a.m.	22.02239	31%	316.26
1074	25/08/15	01:45:00	a.m.	21.91781	31%	316.26
1075	25/08/15	01:50:00	a.m.	21.85307	31%	316.26
1076	25/08/15	01:55:00	a.m.	21.58996	31%	316.26
1077	25/08/15	02:00:00	a.m.	21.7045	31%	316.26
1078	25/08/15	02:05:00	a.m.	21.54099	31%	316.26
1079	25/08/15	02:10:00	a.m.	21.61486	31%	316.26
1080	25/08/15	02:15:00	a.m.	21.48206	31%	316.26
1081	25/08/15	02:20:00	a.m.	21.25713	30%	296.85
1082	25/08/15	02:25:00	a.m.	21.43309	31%	316.26
1083	25/08/15	02:30:00	a.m.	21.32187	30%	296.85
1084	25/08/15	02:35:00	a.m.	21.28784	30%	296.85
1085	25/08/15	02:40:00	a.m.	21.24717	30%	296.85
1086	25/08/15	02:45:00	a.m.	21.25381	30%	296.85
1087	25/08/15	02:50:00	a.m.	21.31274	30%	296.85
1088	25/08/15	02:55:00	a.m.	21.22891	30%	296.85
1089	25/08/15	03:00:00	a.m.	21.29697	30%	296.85
1090	25/08/15	03:05:00	a.m.	21.34926	30%	296.85
1091	25/08/15	03:10:00	a.m.	21.27871	30%	296.85
1092	25/08/15	03:15:00	a.m.	21.0654	30%	296.85
1093	25/08/15	03:20:00	a.m.	20.92347	30%	296.85
1094	25/08/15	03:25:00	a.m.	20.84877	30%	296.85
1095	25/08/15	03:30:00	a.m.	20.90438	30%	296.85
1096	25/08/15	03:35:00	a.m.	20.91434	30%	296.85
1097	25/08/15	03:40:00	a.m.	20.96331	30%	296.85
1098	25/08/15	03:45:00	a.m.	20.62384	29%	277.95
1099	25/08/15	03:50:00	a.m.	20.77822	30%	296.85
1100	25/08/15	03:55:00	a.m.	21.00647	30%	296.85
1101	25/08/15	04:00:00	a.m.	20.92347	30%	296.85
1102	25/08/15	04:05:00	a.m.	21.30942	30%	296.85
1103	25/08/15	04:10:00	a.m.	21.16085	30%	296.85
1104	25/08/15	04:15:00	a.m.	20.92347	30%	296.85
1105	25/08/15	04:20:00	a.m.	20.67281	30%	296.85
1106	25/08/15	04:25:00	a.m.	20.6421	29%	277.95
1107	25/08/15	04:30:00	a.m.	20.83964	30%	296.85
1108	25/08/15	04:35:00	a.m.	20.71348	30%	296.85
1109	25/08/15	04:40:00	a.m.	20.9575	30%	296.85
1110	25/08/15	04:45:00	a.m.	20.92679	30%	296.85
1111	25/08/15	04:50:00	a.m.	20.56491	29%	277.95
1112	25/08/15	04:55:00	a.m.	20.75664	30%	296.85

N°	Fecha	Hora	am/pm	TIRANTE (CM) PUNTO P-20 COLEC. PTE. PIEDRA	TIRANTE (%)	Q (L/S) PUNTO P-20 COLEC. PTE. PIEDRA
1113	25/08/15	05:00:00	a.m.	20.72842	30%	296.85
1114	25/08/15	05:05:00	a.m.	20.89857	30%	296.85
1115	25/08/15	05:10:00	a.m.	21.12682	30%	296.85
1116	25/08/15	05:15:00	a.m.	21.0156	30%	296.85
1117	25/08/15	05:20:00	a.m.	20.86786	30%	296.85
1118	25/08/15	05:25:00	a.m.	21.08698	30%	296.85
1119	25/08/15	05:30:00	a.m.	20.63878	29%	277.95
1120	25/08/15	05:35:00	a.m.	20.73838	30%	296.85
1121	25/08/15	05:40:00	a.m.	20.89276	30%	296.85
1122	25/08/15	05:45:00	a.m.	20.80561	30%	296.85
1123	25/08/15	05:50:00	a.m.	20.91434	30%	296.85
1124	25/08/15	05:55:00	a.m.	21.11437	30%	296.85
1125	25/08/15	06:00:00	a.m.	21.34013	30%	296.85
1126	25/08/15	06:05:00	a.m.	21.48206	31%	316.26
1127	25/08/15	06:10:00	a.m.	21.58747	31%	316.26
1128	25/08/15	06:15:00	a.m.	21.83149	31%	316.26
1129	25/08/15	06:20:00	a.m.	22.6092	32%	336.15
1130	25/08/15	06:25:00	a.m.	22.77603	33%	356.51
1131	25/08/15	06:30:00	a.m.	23.16198	33%	356.51
1132	25/08/15	06:35:00	a.m.	23.65915	34%	377.33
1133	25/08/15	06:40:00	a.m.	23.77037	34%	377.33
1134	25/08/15	06:45:00	a.m.	24.02103	34%	377.33
1135	25/08/15	06:50:00	a.m.	24.43769	35%	398.58
1136	25/08/15	06:55:00	a.m.	24.50907	35%	398.58
1137	25/08/15	07:00:00	a.m.	24.60452	35%	398.58
1138	25/08/15	07:05:00	a.m.	24.80538	35%	398.58
1139	25/08/15	07:10:00	a.m.	25.63289	37%	442.34
1140	25/08/15	07:15:00	a.m.	25.91675	37%	442.34
1141	25/08/15	07:20:00	a.m.	26.58988	38%	464.80
1142	25/08/15	07:25:00	a.m.	27.58173	39%	487.64
1143	25/08/15	07:30:00	a.m.	28.10961	40%	510.83
1144	25/08/15	07:35:00	a.m.	28.89977	41%	534.35
1145	25/08/15	07:40:00	a.m.	29.25252	42%	558.19
1146	25/08/15	07:45:00	a.m.	29.33552	42%	558.19
1147	25/08/15	07:50:00	a.m.	30.03687	43%	582.32
1148	25/08/15	07:55:00	a.m.	30.65688	44%	606.73
1149	25/08/15	08:00:00	a.m.	31.28104	45%	631.40
1150	25/08/15	08:05:00	a.m.	31.6396	45%	631.40
1151	25/08/15	08:10:00	a.m.	32.08697	46%	656.31
1152	25/08/15	08:15:00	a.m.	32.39241	46%	656.31
			Max	39.15	56%	914.01
			Prom	29.94	43%	588.20

N°	Fecha	Hora	am/pm	TIRANTE (CM) PUNTO P-20 COLEC. PTE. PIEDRA	TIRANTE (%)	Q (L/S) PUNTO P-20 COLEC. PTE. PIEDRA
			Min	19.49	28%	259.56

2.20 PUNTO P-21 COLECTOR PUENTE PIEDRA

N°	Fecha	Hora	am/pm	TIRANTE (CM) PUNTO P-21 COLEC. PTE PIEDRA	TIRANTE (%)	Q (L/S) PUNTO P-21 COLEC. PTE PIEDRA
1	21/08/15	08:40:00	a.m.	39.009	56%	856.43
2	21/08/15	08:45:00	a.m.	38.710923	55%	831.93
3	21/08/15	08:50:00	a.m.	39.391423	56%	856.43
4	21/08/15	08:55:00	a.m.	39.56427	57%	880.94
5	21/08/15	09:00:00	a.m.	39.134194	56%	856.43
6	21/08/15	09:05:00	a.m.	39.922213	57%	880.94
7	21/08/15	09:10:00	a.m.	40.265185	58%	905.43
8	21/08/15	09:15:00	a.m.	41.035511	59%	929.88
9	21/08/15	09:20:00	a.m.	41.517305	59%	929.88
10	21/08/15	09:25:00	a.m.	41.974601	60%	954.26
11	21/08/15	09:30:00	a.m.	41.681986	60%	954.26
12	21/08/15	09:35:00	a.m.	41.597604	59%	929.88
13	21/08/15	09:40:00	a.m.	41.349902	59%	929.88
14	21/08/15	09:45:00	a.m.	41.072258	59%	929.88
15	21/08/15	09:50:00	a.m.	39.886827	57%	880.94
16	21/08/15	09:55:00	a.m.	39.161414	56%	856.43
17	21/08/15	10:00:00	a.m.	39.207688	56%	856.43
18	21/08/15	10:05:00	a.m.	38.670093	55%	831.93
19	21/08/15	10:10:00	a.m.	38.528549	55%	831.93
20	21/08/15	10:15:00	a.m.	38.663288	55%	831.93
21	21/08/15	10:20:00	a.m.	38.724533	55%	831.93
22	21/08/15	10:25:00	a.m.	38.274042	55%	831.93
23	21/08/15	10:30:00	a.m.	38.691869	55%	831.93
24	21/08/15	10:35:00	a.m.	38.95182	56%	856.43
25	21/08/15	10:40:00	a.m.	39.316568	56%	856.43
26	21/08/15	10:45:00	a.m.	39.479888	56%	856.43
27	21/08/15	10:50:00	a.m.	39.867773	57%	880.94
28	21/08/15	10:55:00	a.m.	40.718398	58%	905.43
29	21/08/15	11:00:00	a.m.	40.994681	59%	929.88

N°	Fecha	Hora	am/pm	TIRANTE (CM) PUNTO P-21 COLEC. PTE PIEDRA	TIRANTE (%)	Q (L/S) PUNTO P-21 COLEC. PTE PIEDRA
30	21/08/15	11:05:00	a.m.	41.21108	59%	929.88
31	21/08/15	11:10:00	a.m.	41.698318	60%	954.26
32	21/08/15	11:15:00	a.m.	41.7827	60%	954.26
33	21/08/15	11:20:00	a.m.	41.824891	60%	954.26
34	21/08/15	11:25:00	a.m.	41.792227	60%	954.26
35	21/08/15	11:30:00	a.m.	41.339014	59%	929.88
36	21/08/15	11:35:00	a.m.	41.085868	59%	929.88
37	21/08/15	11:40:00	a.m.	40.880357	58%	905.43
38	21/08/15	11:45:00	a.m.	41.367595	59%	929.88
39	21/08/15	11:50:00	a.m.	41.819447	60%	954.26
40	21/08/15	11:55:00	a.m.	41.339014	59%	929.88
41	21/08/15	12:00:00	p.m.	41.620741	59%	929.88
42	21/08/15	12:05:00	p.m.	42.04129	60%	954.26
43	21/08/15	12:10:00	p.m.	40.837506	58%	905.43
44	21/08/15	12:15:00	p.m.	40.982254	59%	929.88
45	21/08/15	12:20:00	p.m.	41.2354	59%	929.88
46	21/08/15	12:25:00	p.m.	42.020697	60%	954.26
47	21/08/15	12:30:00	p.m.	42.503852	61%	978.56
48	21/08/15	12:35:00	p.m.	42.683406	61%	978.56
49	21/08/15	12:40:00	p.m.	42.971938	61%	978.56
50	21/08/15	12:45:00	p.m.	43.00188	61%	978.56
51	21/08/15	12:50:00	p.m.	42.873946	61%	978.56
52	21/08/15	12:55:00	p.m.	42.882112	61%	978.56
53	21/08/15	01:00:00	p.m.	43.045374	61%	978.56
54	21/08/15	01:05:00	p.m.	43.012768	61%	978.56
55	21/08/15	01:10:00	p.m.	42.875307	61%	978.56
56	21/08/15	01:15:00	p.m.	43.0047	61%	978.56
57	21/08/15	01:20:00	p.m.	42.672518	61%	978.56
58	21/08/15	01:25:00	p.m.	42.641215	61%	978.56
59	21/08/15	01:30:00	p.m.	42.826409	61%	978.56
60	21/08/15	01:35:00	p.m.	42.167685	60%	954.26
61	21/08/15	01:40:00	p.m.	42.784396	61%	978.56
62	21/08/15	01:45:00	p.m.	42.090286	60%	954.26
63	21/08/15	01:50:00	p.m.	42.044012	60%	954.26
64	21/08/15	01:55:00	p.m.	42.113423	60%	954.26
65	21/08/15	02:00:00	p.m.	42.237274	60%	954.26
66	21/08/15	02:05:00	p.m.	42.524445	61%	978.56
67	21/08/15	02:10:00	p.m.	42.478171	61%	978.56
68	21/08/15	02:15:00	p.m.	41.887497	60%	954.26
69	21/08/15	02:20:00	p.m.	41.705123	60%	954.26
70	21/08/15	02:25:00	p.m.	41.744592	60%	954.26
71	21/08/15	02:30:00	p.m.	41.631629	59%	929.88

N°	Fecha	Hora	am/pm	TIRANTE (CM) PUNTO P-21 COLEC. PTE PIEDRA	TIRANTE (%)	Q (L/S) PUNTO P-21 COLEC. PTE PIEDRA
72	21/08/15	02:35:00	p.m.	41.473753	59%	929.88
73	21/08/15	02:40:00	p.m.	41.465587	59%	929.88
74	21/08/15	02:45:00	p.m.	41.284574	59%	929.88
75	21/08/15	02:50:00	p.m.	41.876609	60%	954.26
76	21/08/15	02:55:00	p.m.	41.754119	60%	954.26
77	21/08/15	03:00:00	p.m.	41.754119	60%	954.26
78	21/08/15	05:45:00	p.m.	40.325069	58%	905.43
79	21/08/15	05:50:00	p.m.	39.843275	57%	880.94
80	21/08/15	05:55:00	p.m.	39.916769	57%	880.94
81	21/08/15	06:00:00	p.m.	40.051508	57%	880.94
82	21/08/15	06:05:00	p.m.	40.344123	58%	905.43
83	21/08/15	06:10:00	p.m.	39.911325	57%	880.94
84	21/08/15	06:15:00	p.m.	40.116836	57%	880.94
85	21/08/15	06:20:00	p.m.	39.773864	57%	880.94
86	21/08/15	06:25:00	p.m.	39.934462	57%	880.94
87	21/08/15	06:30:00	p.m.	39.467639	56%	856.43
88	21/08/15	06:35:00	p.m.	39.180468	56%	856.43
89	21/08/15	06:40:00	p.m.	39.584685	57%	880.94
90	21/08/15	06:45:00	p.m.	39.726229	57%	880.94
91	21/08/15	06:50:00	p.m.	38.893297	56%	856.43
92	21/08/15	06:55:00	p.m.	38.600682	55%	831.93
93	21/08/15	07:00:00	p.m.	37.973261	54%	807.45
94	21/08/15	07:05:00	p.m.	37.848049	54%	807.45
95	21/08/15	07:10:00	p.m.	38.627902	55%	831.93
96	21/08/15	07:15:00	p.m.	38.418308	55%	831.93
97	21/08/15	07:20:00	p.m.	38.39381	55%	831.93
98	21/08/15	07:25:00	p.m.	38.580267	55%	831.93
99	21/08/15	07:30:00	p.m.	37.763667	54%	807.45
100	21/08/15	07:35:00	p.m.	37.992315	54%	807.45
101	21/08/15	07:40:00	p.m.	37.337674	53%	783.01
102	21/08/15	07:45:00	p.m.	37.401641	53%	783.01
103	21/08/15	07:50:00	p.m.	37.220628	53%	783.01
104	21/08/15	07:55:00	p.m.	37.016478	53%	783.01
105	21/08/15	08:00:00	p.m.	36.495215	52%	758.64
106	21/08/15	08:05:00	p.m.	36.619066	52%	758.64
107	21/08/15	08:10:00	p.m.	37.524131	54%	807.45
108	21/08/15	08:15:00	p.m.	37.675202	54%	807.45
109	21/08/15	08:20:00	p.m.	36.91032	53%	783.01
110	21/08/15	08:25:00	p.m.	36.612261	52%	758.64
111	21/08/15	08:30:00	p.m.	35.175045	50%	710.19
112	21/08/15	08:35:00	p.m.	34.747691	50%	710.19
113	21/08/15	08:40:00	p.m.	34.222345	49%	686.14

N°	Fecha	Hora	am/pm	TIRANTE (CM) PUNTO P-21 COLEC. PTE PIEDRA	TIRANTE (%)	Q (L/S) PUNTO P-21 COLEC. PTE PIEDRA
114	21/08/15	08:45:00	p.m.	33.45338	48%	662.24
115	21/08/15	08:50:00	p.m.	33.794991	48%	662.24
116	21/08/15	08:55:00	p.m.	33.758244	48%	662.24
117	21/08/15	09:00:00	p.m.	32.914424	47%	638.51
118	21/08/15	09:05:00	p.m.	33.281894	48%	662.24
119	21/08/15	09:10:00	p.m.	32.625892	47%	638.51
120	21/08/15	09:15:00	p.m.	32.085575	46%	614.97
121	21/08/15	09:20:00	p.m.	31.052576	44%	568.51
122	21/08/15	09:25:00	p.m.	31.722188	45%	591.63
123	21/08/15	09:30:00	p.m.	31.907284	46%	614.97
124	21/08/15	09:35:00	p.m.	32.428547	46%	614.97
125	21/08/15	09:40:00	p.m.	32.665361	47%	638.51
126	21/08/15	09:45:00	p.m.	30.821206	44%	568.51
127	21/08/15	09:50:00	p.m.	30.158399	43%	545.64
128	21/08/15	09:55:00	p.m.	30.181536	43%	545.64
129	21/08/15	10:00:00	p.m.	30.857953	44%	568.51
130	21/08/15	10:05:00	p.m.	30.645637	44%	568.51
131	21/08/15	10:10:00	p.m.	29.226114	42%	523.02
132	21/08/15	10:15:00	p.m.	28.206725	40%	478.65
133	21/08/15	10:20:00	p.m.	27.553445	39%	456.92
134	21/08/15	10:25:00	p.m.	27.175087	39%	456.92
135	21/08/15	10:30:00	p.m.	27.944052	40%	478.65
136	21/08/15	10:35:00	p.m.	27.607885	39%	456.92
137	21/08/15	10:40:00	p.m.	26.985908	39%	456.92
138	21/08/15	10:45:00	p.m.	26.814422	38%	435.52
139	21/08/15	10:50:00	p.m.	26.289076	38%	435.52
140	21/08/15	10:55:00	p.m.	25.720178	37%	414.47
141	21/08/15	11:00:00	p.m.	25.520111	36%	393.78
142	21/08/15	11:05:00	p.m.	25.179861	36%	393.78
143	21/08/15	11:10:00	p.m.	25.046483	36%	393.78
144	21/08/15	11:15:00	p.m.	25.109089	36%	393.78
145	21/08/15	11:20:00	p.m.	24.982516	36%	393.78
146	21/08/15	11:25:00	p.m.	24.067924	34%	353.56
147	21/08/15	11:30:00	p.m.	24.044787	34%	353.56
148	21/08/15	11:35:00	p.m.	23.592935	34%	353.56
149	21/08/15	11:40:00	p.m.	23.768504	34%	353.56
150	21/08/15	11:45:00	p.m.	23.594296	34%	353.56
151	21/08/15	11:50:00	p.m.	23.769865	34%	353.56
152	21/08/15	11:55:00	p.m.	24.11692	34%	353.56
153	22/08/15	12:00:00	a.m.	23.533051	34%	353.56
154	22/08/15	12:05:00	a.m.	23.961766	34%	353.56
155	22/08/15	12:10:00	a.m.	23.850164	34%	353.56

N°	Fecha	Hora	am/pm	TIRANTE (CM) PUNTO P-21 COLEC. PTE PIEDRA	TIRANTE (%)	Q (L/S) PUNTO P-21 COLEC. PTE PIEDRA
156	22/08/15	12:15:00	a.m.	23.425532	33%	334.05
157	22/08/15	12:20:00	a.m.	22.908352	33%	334.05
158	22/08/15	12:25:00	a.m.	22.464666	32%	314.97
159	22/08/15	12:30:00	a.m.	22.071337	32%	314.97
160	22/08/15	12:35:00	a.m.	21.834523	31%	296.34
161	22/08/15	12:40:00	a.m.	21.431667	31%	296.34
162	22/08/15	12:45:00	a.m.	20.987981	30%	278.15
163	22/08/15	12:50:00	a.m.	20.560627	29%	260.44
164	22/08/15	12:55:00	a.m.	20.100609	29%	260.44
165	22/08/15	01:00:00	a.m.	20.971649	30%	278.15
166	22/08/15	01:05:00	a.m.	20.695366	30%	278.15
167	22/08/15	01:10:00	a.m.	20.214933	29%	260.44
168	22/08/15	01:15:00	a.m.	20.052974	29%	260.44
169	22/08/15	01:20:00	a.m.	18.889319	27%	226.48
170	22/08/15	01:25:00	a.m.	18.547708	26%	210.26
171	22/08/15	01:30:00	a.m.	18.202014	26%	210.26
172	22/08/15	01:35:00	a.m.	18.067275	26%	210.26
173	22/08/15	01:40:00	a.m.	18.378944	26%	210.26
174	22/08/15	01:45:00	a.m.	18.606231	27%	226.48
175	22/08/15	01:50:00	a.m.	18.613036	27%	226.48
176	22/08/15	01:55:00	a.m.	18.323143	26%	210.26
177	22/08/15	02:00:00	a.m.	17.969283	26%	210.26
178	22/08/15	02:05:00	a.m.	17.226177	25%	194.57
179	22/08/15	02:10:00	a.m.	16.970309	24%	179.41
180	22/08/15	02:15:00	a.m.	16.374191	23%	164.80
181	22/08/15	02:20:00	a.m.	17.431688	25%	194.57
182	22/08/15	02:25:00	a.m.	17.790992	25%	194.57
183	22/08/15	02:30:00	a.m.	17.405829	25%	194.57
184	22/08/15	02:35:00	a.m.	16.374191	23%	164.80
185	22/08/15	02:40:00	a.m.	16.681777	24%	179.41
186	22/08/15	02:45:00	a.m.	17.036998	24%	179.41
187	22/08/15	02:50:00	a.m.	17.178542	25%	194.57
188	22/08/15	02:55:00	a.m.	17.450742	25%	194.57
189	22/08/15	03:00:00	a.m.	15.666471	22%	150.75
190	22/08/15	03:05:00	a.m.	15.654222	22%	150.75
191	22/08/15	03:10:00	a.m.	15.641973	22%	150.75
192	22/08/15	03:15:00	a.m.	15.609309	22%	150.75
193	22/08/15	03:20:00	a.m.	15.66511	22%	150.75
194	22/08/15	03:25:00	a.m.	15.480014	22%	150.75
195	22/08/15	03:30:00	a.m.	15.1071	22%	150.75
196	22/08/15	03:35:00	a.m.	15.465043	22%	150.75
197	22/08/15	03:40:00	a.m.	15.586172	22%	150.75

N°	Fecha	Hora	am/pm	TIRANTE (CM) PUNTO P-21 COLEC. PTE PIEDRA	TIRANTE (%)	Q (L/S) PUNTO P-21 COLEC. PTE PIEDRA
198	22/08/15	03:45:00	a.m.	14.87573	21%	137.27
199	22/08/15	03:50:00	a.m.	15.339831	22%	150.75
200	22/08/15	03:55:00	a.m.	15.509956	22%	150.75
201	22/08/15	04:00:00	a.m.	15.563035	22%	150.75
202	22/08/15	04:05:00	a.m.	15.225507	22%	150.75
203	22/08/15	04:10:00	a.m.	14.663414	21%	137.27
204	22/08/15	04:15:00	a.m.	14.882535	21%	137.27
205	22/08/15	04:20:00	a.m.	14.513704	21%	137.27
206	22/08/15	04:25:00	a.m.	15.044494	21%	137.27
207	22/08/15	04:30:00	a.m.	15.062187	22%	150.75
208	22/08/15	04:35:00	a.m.	15.259532	22%	150.75
209	22/08/15	04:40:00	a.m.	14.950585	21%	137.27
210	22/08/15	04:45:00	a.m.	14.267363	20%	124.38
211	22/08/15	04:50:00	a.m.	14.936975	21%	137.27
212	22/08/15	04:55:00	a.m.	15.068992	22%	150.75
213	22/08/15	05:00:00	a.m.	14.830817	21%	137.27
214	22/08/15	05:05:00	a.m.	13.701187	20%	124.38
215	22/08/15	05:10:00	a.m.	13.803262	20%	124.38
216	22/08/15	05:15:00	a.m.	13.951611	20%	124.38
217	22/08/15	05:20:00	a.m.	14.429322	21%	137.27
218	22/08/15	05:25:00	a.m.	14.007412	20%	124.38
219	22/08/15	05:30:00	a.m.	14.200674	20%	124.38
220	22/08/15	05:35:00	a.m.	15.857011	23%	164.80
221	22/08/15	05:40:00	a.m.	14.46743	21%	137.27
222	22/08/15	05:45:00	a.m.	14.664775	21%	137.27
223	22/08/15	05:50:00	a.m.	15.56984	22%	150.75
224	22/08/15	05:55:00	a.m.	15.252727	22%	150.75
225	22/08/15	06:00:00	a.m.	15.503151	22%	150.75
226	22/08/15	06:05:00	a.m.	15.245922	22%	150.75
227	22/08/15	06:10:00	a.m.	16.08702	23%	164.80
228	22/08/15	06:15:00	a.m.	16.674972	24%	179.41
229	22/08/15	06:20:00	a.m.	16.515735	24%	179.41
230	22/08/15	06:25:00	a.m.	15.469126	22%	150.75
231	22/08/15	06:30:00	a.m.	16.216315	23%	164.80
232	22/08/15	06:35:00	a.m.	15.888314	23%	164.80
233	22/08/15	06:40:00	a.m.	17.164932	25%	194.57
234	22/08/15	06:45:00	a.m.	17.547373	25%	194.57
235	22/08/15	06:50:00	a.m.	19.281287	28%	243.21
236	22/08/15	06:55:00	a.m.	20.941707	30%	278.15
237	22/08/15	07:00:00	a.m.	20.70081	30%	278.15
238	22/08/15	07:05:00	a.m.	21.575933	31%	296.34
239	22/08/15	07:10:00	a.m.	21.927071	31%	296.34

N°	Fecha	Hora	am/pm	TIRANTE (CM) PUNTO P-21 COLEC. PTE PIEDRA	TIRANTE (%)	Q (L/S) PUNTO P-21 COLEC. PTE PIEDRA
240	22/08/15	07:15:00	a.m.	22.877049	33%	334.05
241	22/08/15	07:20:00	a.m.	23.606545	34%	353.56
242	22/08/15	07:25:00	a.m.	25.122699	36%	393.78
243	22/08/15	07:30:00	a.m.	26.319018	38%	435.52
244	22/08/15	07:35:00	a.m.	27.401013	39%	456.92
245	22/08/15	07:40:00	a.m.	27.466341	39%	456.92
246	22/08/15	07:45:00	a.m.	27.880085	40%	478.65
247	22/08/15	07:50:00	a.m.	27.568416	39%	456.92
248	22/08/15	07:55:00	a.m.	28.654494	41%	500.69
249	22/08/15	08:00:00	a.m.	29.73785	42%	523.02
250	22/08/15	08:05:00	a.m.	30.964111	44%	568.51
251	22/08/15	08:10:00	a.m.	32.454406	46%	614.97
252	22/08/15	08:15:00	a.m.	32.025691	46%	614.97
253	22/08/15	08:20:00	a.m.	32.250256	46%	614.97
254	22/08/15	08:25:00	a.m.	32.424464	46%	614.97
255	22/08/15	08:30:00	a.m.	33.835821	48%	662.24
256	22/08/15	08:35:00	a.m.	35.14102	50%	710.19
257	22/08/15	08:40:00	a.m.	35.473104	51%	734.36
258	22/08/15	08:45:00	a.m.	35.727611	51%	734.36
259	22/08/15	08:50:00	a.m.	36.248874	52%	758.64
260	22/08/15	08:55:00	a.m.	37.197491	53%	783.01
261	22/08/15	09:00:00	a.m.	37.201574	53%	783.01
262	22/08/15	09:05:00	a.m.	37.789526	54%	807.45
263	22/08/15	09:10:00	a.m.	38.385644	55%	831.93
264	22/08/15	09:15:00	a.m.	38.531271	55%	831.93
265	22/08/15	09:20:00	a.m.	39.056617	56%	856.43
266	22/08/15	09:25:00	a.m.	39.388701	56%	856.43
267	22/08/15	09:30:00	a.m.	39.71398	57%	880.94
268	22/08/15	09:35:00	a.m.	39.745283	57%	880.94
269	22/08/15	09:40:00	a.m.	40.12228	57%	880.94
270	22/08/15	09:45:00	a.m.	40.681651	58%	905.43
271	22/08/15	09:50:00	a.m.	40.880357	58%	905.43
272	22/08/15	09:55:00	a.m.	40.533302	58%	905.43
273	22/08/15	10:00:00	a.m.	40.948407	58%	905.43
274	22/08/15	10:05:00	a.m.	41.121254	59%	929.88
275	22/08/15	10:10:00	a.m.	41.560857	59%	929.88
276	22/08/15	10:15:00	a.m.	41.933771	60%	954.26
277	22/08/15	10:20:00	a.m.	42.156975	60%	954.26
278	22/08/15	10:25:00	a.m.	42.355681	61%	978.56
279	22/08/15	10:30:00	a.m.	42.461839	61%	978.56
280	22/08/15	10:35:00	a.m.	42.55847	61%	978.56
281	22/08/15	10:40:00	a.m.	42.932745	61%	978.56

N°	Fecha	Hora	am/pm	TIRANTE (CM) PUNTO P-21 COLEC. PTE PIEDRA	TIRANTE (%)	Q (L/S) PUNTO P-21 COLEC. PTE PIEDRA
282	22/08/15	10:45:00	a.m.	42.873236	61%	978.56
283	22/08/15	10:50:00	a.m.	42.815699	61%	978.56
284	22/08/15	10:55:00	a.m.	42.987185	61%	978.56
285	22/08/15	11:00:00	a.m.	42.876944	61%	978.56
286	22/08/15	11:05:00	a.m.	42.670447	61%	978.56
287	22/08/15	11:10:00	a.m.	43.044664	61%	978.56
288	22/08/15	11:15:00	a.m.	42.838234	61%	978.56
289	22/08/15	11:20:00	a.m.	39.711572	57%	880.94
290	22/08/15	11:25:00	a.m.	43.03694	61%	978.56
291	22/08/15	11:30:00	a.m.	43.042799	61%	978.56
292	22/08/15	11:35:00	a.m.	39.538725	56%	856.43
293	22/08/15	11:40:00	a.m.	42.786516	61%	978.56
294	22/08/15	11:45:00	a.m.	39.429845	56%	856.43
295	22/08/15	11:50:00	a.m.	40.047739	57%	880.94
296	22/08/15	11:55:00	a.m.	40.382545	58%	905.43
297	22/08/15	12:00:00	p.m.	40.52545	58%	905.43
298	22/08/15	12:05:00	p.m.	40.808538	58%	905.43
299	22/08/15	12:10:00	p.m.	41.308025	59%	929.88
300	22/08/15	12:15:00	p.m.	41.027659	59%	929.88
301	22/08/15	12:20:00	p.m.	41.459096	59%	929.88
302	22/08/15	12:25:00	p.m.	40.264138	58%	905.43
303	22/08/15	12:30:00	p.m.	41.472706	59%	929.88
304	22/08/15	12:35:00	p.m.	41.724491	60%	954.26
305	22/08/15	12:40:00	p.m.	41.689105	60%	954.26
306	22/08/15	12:45:00	p.m.	42.18587	60%	954.26
307	22/08/15	12:50:00	p.m.	41.680939	60%	954.26
308	22/08/15	12:55:00	p.m.	42.436294	61%	978.56
309	22/08/15	01:00:00	p.m.	42.557423	61%	978.56
310	22/08/15	01:05:00	p.m.	43.00247	61%	978.56
311	22/08/15	01:10:00	p.m.	42.827816	61%	978.56
312	22/08/15	01:15:00	p.m.	42.711216	61%	978.56
313	22/08/15	01:20:00	p.m.	43.042854	61%	978.56
314	22/08/15	01:25:00	p.m.	42.570587	61%	978.56
315	22/08/15	01:30:00	p.m.	42.699882	61%	978.56
316	22/08/15	01:35:00	p.m.	42.863202	61%	978.56
317	22/08/15	01:40:00	p.m.	42.581475	61%	978.56
318	22/08/15	01:45:00	p.m.	42.648164	61%	978.56
319	22/08/15	01:50:00	p.m.	42.444014	61%	978.56
320	22/08/15	01:55:00	p.m.	42.441292	61%	978.56
321	22/08/15	02:00:00	p.m.	42.434487	61%	978.56
322	22/08/15	02:05:00	p.m.	42.920029	61%	978.56
323	22/08/15	02:10:00	p.m.	42.960279	61%	978.56

N°	Fecha	Hora	am/pm	TIRANTE (CM) PUNTO P-21 COLEC. PTE PIEDRA	TIRANTE (%)	Q (L/S) PUNTO P-21 COLEC. PTE PIEDRA
324	22/08/15	02:15:00	p.m.	43.007133	61%	978.56
325	22/08/15	02:20:00	p.m.	42.568891	61%	978.56
326	22/08/15	02:25:00	p.m.	42.875897	61%	978.56
327	22/08/15	02:30:00	p.m.	42.992497	61%	978.56
328	22/08/15	02:35:00	p.m.	42.71077	61%	978.56
329	22/08/15	02:40:00	p.m.	42.669025	61%	978.56
330	22/08/15	02:45:00	p.m.	42.347829	60%	954.26
331	22/08/15	02:50:00	p.m.	41.932724	60%	954.26
332	22/08/15	02:55:00	p.m.	42.153206	60%	954.26
333	22/08/15	03:00:00	p.m.	41.889172	60%	954.26
334	22/08/15	03:05:00	p.m.	41.769404	60%	954.26
335	22/08/15	03:10:00	p.m.	41.185535	59%	929.88
336	22/08/15	03:15:00	p.m.	41.351577	59%	929.88
337	22/08/15	03:20:00	p.m.	41.810234	60%	954.26
338	22/08/15	03:25:00	p.m.	42.128708	60%	954.26
339	22/08/15	03:30:00	p.m.	42.406352	61%	978.56
340	22/08/15	03:35:00	p.m.	41.75035	60%	954.26
341	22/08/15	03:40:00	p.m.	41.367909	59%	929.88
342	22/08/15	03:45:00	p.m.	41.544839	59%	929.88
343	22/08/15	03:50:00	p.m.	41.061684	59%	929.88
344	22/08/15	03:55:00	p.m.	40.718712	58%	905.43
345	22/08/15	04:00:00	p.m.	40.999078	59%	929.88
346	22/08/15	04:05:00	p.m.	40.887476	58%	905.43
347	22/08/15	04:10:00	p.m.	40.774513	58%	905.43
348	22/08/15	04:15:00	p.m.	40.681965	58%	905.43
349	22/08/15	04:20:00	p.m.	40.975941	59%	929.88
350	22/08/15	04:25:00	p.m.	40.691492	58%	905.43
351	22/08/15	04:30:00	p.m.	40.928306	58%	905.43
352	22/08/15	04:35:00	p.m.	40.950082	59%	929.88
353	22/08/15	04:40:00	p.m.	41.125651	59%	929.88
354	22/08/15	04:45:00	p.m.	40.978663	59%	929.88
355	22/08/15	04:50:00	p.m.	40.490064	58%	905.43
356	22/08/15	04:55:00	p.m.	40.333549	58%	905.43
357	22/08/15	05:00:00	p.m.	40.179756	57%	880.94
358	22/08/15	05:05:00	p.m.	40.890198	58%	905.43
359	22/08/15	05:10:00	p.m.	40.748654	58%	905.43
360	22/08/15	05:15:00	p.m.	40.592139	58%	905.43
361	22/08/15	05:20:00	p.m.	40.054544	57%	880.94
362	22/08/15	05:25:00	p.m.	39.737431	57%	880.94
363	22/08/15	05:30:00	p.m.	39.888502	57%	880.94
364	22/08/15	05:35:00	p.m.	40.00827	57%	880.94
365	22/08/15	05:40:00	p.m.	40.288636	58%	905.43

N°	Fecha	Hora	am/pm	TIRANTE (CM) PUNTO P-21 COLEC. PTE PIEDRA	TIRANTE (%)	Q (L/S) PUNTO P-21 COLEC. PTE PIEDRA
366	22/08/15	05:45:00	p.m.	40.057266	57%	880.94
367	22/08/15	05:50:00	p.m.	40.242362	57%	880.94
368	22/08/15	05:55:00	p.m.	40.085847	57%	880.94
369	22/08/15	06:00:00	p.m.	39.868087	57%	880.94
370	22/08/15	06:05:00	p.m.	39.427123	56%	856.43
371	22/08/15	06:10:00	p.m.	42.894392	61%	978.56
372	22/08/15	06:15:00	p.m.	42.200282	60%	954.26
373	22/08/15	06:20:00	p.m.	42.209809	60%	954.26
374	22/08/15	06:25:00	p.m.	42.124066	60%	954.26
375	22/08/15	06:30:00	p.m.	42.011103	60%	954.26
376	22/08/15	06:35:00	p.m.	42.923218	61%	978.56
377	22/08/15	06:40:00	p.m.	42.808894	61%	978.56
378	22/08/15	06:45:00	p.m.	42.689126	61%	978.56
379	22/08/15	06:50:00	p.m.	42.456395	61%	978.56
380	22/08/15	06:55:00	p.m.	42.302602	60%	954.26
381	22/08/15	07:00:00	p.m.	42.058983	60%	954.26
382	22/08/15	07:05:00	p.m.	41.958269	60%	954.26
383	22/08/15	07:10:00	p.m.	41.995016	60%	954.26
384	22/08/15	07:15:00	p.m.	41.585355	59%	929.88
385	22/08/15	07:20:00	p.m.	40.885801	58%	905.43
386	22/08/15	07:25:00	p.m.	40.591825	58%	905.43
387	22/08/15	07:30:00	p.m.	40.533302	58%	905.43
388	22/08/15	07:35:00	p.m.	40.756506	58%	905.43
389	22/08/15	07:40:00	p.m.	39.829665	57%	880.94
390	22/08/15	07:45:00	p.m.	39.581963	57%	880.94
391	22/08/15	07:50:00	p.m.	39.063422	56%	856.43
392	22/08/15	07:55:00	p.m.	38.671454	55%	831.93
393	22/08/15	08:00:00	p.m.	37.728281	54%	807.45
394	22/08/15	08:05:00	p.m.	37.635733	54%	807.45
395	22/08/15	08:10:00	p.m.	37.774555	54%	807.45
396	22/08/15	08:15:00	p.m.	37.151217	53%	783.01
397	22/08/15	08:20:00	p.m.	36.561904	52%	758.64
398	22/08/15	08:25:00	p.m.	36.635398	52%	758.64
399	22/08/15	08:30:00	p.m.	36.063778	52%	758.64
400	22/08/15	08:35:00	p.m.	35.550681	51%	734.36
401	22/08/15	08:40:00	p.m.	35.019891	50%	710.19
402	22/08/15	08:45:00	p.m.	34.840239	50%	710.19
403	22/08/15	08:50:00	p.m.	35.116522	50%	710.19
404	22/08/15	08:55:00	p.m.	34.976339	50%	710.19
405	22/08/15	09:00:00	p.m.	34.700056	50%	710.19
406	22/08/15	09:05:00	p.m.	34.804853	50%	710.19
407	22/08/15	09:10:00	p.m.	34.818463	50%	710.19

N°	Fecha	Hora	am/pm	TIRANTE (CM) PUNTO P-21 COLEC. PTE PIEDRA	TIRANTE (%)	Q (L/S) PUNTO P-21 COLEC. PTE PIEDRA
408	22/08/15	09:15:00	p.m.	34.553068	49%	686.14
409	22/08/15	09:20:00	p.m.	34.231872	49%	686.14
410	22/08/15	09:25:00	p.m.	34.13388	49%	686.14
411	22/08/15	09:30:00	p.m.	34.148851	49%	686.14
412	22/08/15	09:35:00	p.m.	33.608534	48%	662.24
413	22/08/15	09:40:00	p.m.	32.889926	47%	638.51
414	22/08/15	09:45:00	p.m.	32.791934	47%	638.51
415	22/08/15	09:50:00	p.m.	32.208065	46%	614.97
416	22/08/15	09:55:00	p.m.	31.77935	45%	591.63
417	22/08/15	10:00:00	p.m.	31.505789	45%	591.63
418	22/08/15	10:05:00	p.m.	30.877007	44%	568.51
419	22/08/15	10:10:00	p.m.	30.103959	43%	545.64
420	22/08/15	10:15:00	p.m.	29.145815	42%	523.02
421	22/08/15	10:20:00	p.m.	28.801482	41%	500.69
422	22/08/15	10:25:00	p.m.	28.770179	41%	500.69
423	22/08/15	10:30:00	p.m.	27.91411	40%	478.65
424	22/08/15	10:35:00	p.m.	27.194141	39%	456.92
425	22/08/15	10:40:00	p.m.	27.258108	39%	456.92
426	22/08/15	10:45:00	p.m.	27.032182	39%	456.92
427	22/08/15	10:50:00	p.m.	27.643271	39%	456.92
428	22/08/15	10:55:00	p.m.	27.177809	39%	456.92
429	22/08/15	11:00:00	p.m.	27.108398	39%	456.92
430	22/08/15	11:05:00	p.m.	26.785841	38%	435.52
431	22/08/15	11:10:00	p.m.	25.925689	37%	414.47
432	22/08/15	11:15:00	p.m.	25.152641	36%	393.78
433	22/08/15	11:20:00	p.m.	25.445256	36%	393.78
434	22/08/15	11:25:00	p.m.	25.173056	36%	393.78
435	22/08/15	11:30:00	p.m.	24.779727	35%	373.47
436	22/08/15	11:35:00	p.m.	25.039678	36%	393.78
437	22/08/15	11:40:00	p.m.	25.418036	36%	393.78
438	22/08/15	11:45:00	p.m.	25.339098	36%	393.78
439	22/08/15	11:50:00	p.m.	24.802864	35%	373.47
440	22/08/15	11:55:00	p.m.	24.379593	35%	373.47
441	23/08/15	12:00:00	a.m.	24.19858	35%	373.47
442	23/08/15	12:05:00	a.m.	23.35476	33%	334.05
443	23/08/15	12:10:00	a.m.	23.426893	33%	334.05
444	23/08/15	12:15:00	a.m.	23.788919	34%	353.56
445	23/08/15	12:20:00	a.m.	22.871605	33%	334.05
446	23/08/15	12:25:00	a.m.	23.234992	33%	334.05
447	23/08/15	12:30:00	a.m.	23.628321	34%	353.56
448	23/08/15	12:35:00	a.m.	22.411587	32%	314.97
449	23/08/15	12:40:00	a.m.	22.833497	33%	334.05

N°	Fecha	Hora	am/pm	TIRANTE (CM) PUNTO P-21 COLEC. PTE PIEDRA	TIRANTE (%)	Q (L/S) PUNTO P-21 COLEC. PTE PIEDRA
450	23/08/15	12:45:00	a.m.	22.596683	32%	314.97
451	23/08/15	12:50:00	a.m.	22.212881	32%	314.97
452	23/08/15	12:55:00	a.m.	21.521493	31%	296.34
453	23/08/15	01:00:00	a.m.	22.53816	32%	314.97
454	23/08/15	01:05:00	a.m.	22.373479	32%	314.97
455	23/08/15	01:10:00	a.m.	23.009066	33%	334.05
456	23/08/15	01:15:00	a.m.	22.471471	32%	314.97
457	23/08/15	01:20:00	a.m.	22.436085	32%	314.97
458	23/08/15	01:25:00	a.m.	22.817165	33%	334.05
459	23/08/15	01:30:00	a.m.	22.152997	32%	314.97
460	23/08/15	01:35:00	a.m.	21.988316	31%	296.34
461	23/08/15	01:40:00	a.m.	21.54463	31%	296.34
462	23/08/15	01:45:00	a.m.	21.252015	30%	278.15
463	23/08/15	01:50:00	a.m.	20.623233	29%	260.44
464	23/08/15	01:55:00	a.m.	20.023032	29%	260.44
465	23/08/15	02:00:00	a.m.	19.745388	28%	243.21
466	23/08/15	02:05:00	a.m.	18.980506	27%	226.48
467	23/08/15	02:10:00	a.m.	18.374861	26%	210.26
468	23/08/15	02:15:00	a.m.	19.256789	28%	243.21
469	23/08/15	02:20:00	a.m.	18.486463	26%	210.26
470	23/08/15	02:25:00	a.m.	18.129881	26%	210.26
471	23/08/15	02:30:00	a.m.	18.016918	26%	210.26
472	23/08/15	02:35:00	a.m.	17.668502	25%	194.57
473	23/08/15	02:40:00	a.m.	16.752549	24%	179.41
474	23/08/15	02:45:00	a.m.	17.092799	24%	179.41
475	23/08/15	02:50:00	a.m.	16.547038	24%	179.41
476	23/08/15	02:55:00	a.m.	16.15507	23%	164.80
477	23/08/15	03:00:00	a.m.	16.314307	23%	164.80
478	23/08/15	03:05:00	a.m.	15.553508	22%	150.75
479	23/08/15	03:10:00	a.m.	15.914173	23%	164.80
480	23/08/15	03:15:00	a.m.	16.332	23%	164.80
481	23/08/15	03:20:00	a.m.	16.828765	24%	179.41
482	23/08/15	03:25:00	a.m.	16.744383	24%	179.41
483	23/08/15	03:30:00	a.m.	16.555204	24%	179.41
484	23/08/15	03:35:00	a.m.	15.854289	23%	164.80
485	23/08/15	03:40:00	a.m.	15.390188	22%	150.75
486	23/08/15	03:45:00	a.m.	15.032245	21%	137.27
487	23/08/15	03:50:00	a.m.	14.708327	21%	137.27
488	23/08/15	03:55:00	a.m.	14.645721	21%	137.27
489	23/08/15	04:00:00	a.m.	14.451098	21%	137.27
490	23/08/15	04:05:00	a.m.	14.093155	20%	124.38
491	23/08/15	04:10:00	a.m.	14.381687	21%	137.27

N°	Fecha	Hora	am/pm	TIRANTE (CM) PUNTO P-21 COLEC. PTE PIEDRA	TIRANTE (%)	Q (L/S) PUNTO P-21 COLEC. PTE PIEDRA
492	23/08/15	04:15:00	a.m.	14.381687	21%	137.27
493	23/08/15	04:20:00	a.m.	14.381687	21%	137.27
494	23/08/15	04:45:00	a.m.	14.242865	20%	124.38
495	23/08/15	04:50:00	a.m.	15.205092	22%	150.75
496	23/08/15	04:55:00	a.m.	15.595699	22%	150.75
497	23/08/15	05:00:00	a.m.	15.186038	22%	150.75
498	23/08/15	05:05:00	a.m.	16.172763	23%	164.80
499	23/08/15	05:10:00	a.m.	16.612366	24%	179.41
500	23/08/15	05:15:00	a.m.	17.593647	25%	194.57
501	23/08/15	05:20:00	a.m.	17.207123	25%	194.57
502	23/08/15	05:25:00	a.m.	16.700831	24%	179.41
503	23/08/15	05:30:00	a.m.	16.063883	23%	164.80
504	23/08/15	05:35:00	a.m.	16.691304	24%	179.41
505	23/08/15	05:40:00	a.m.	17.373165	25%	194.57
506	23/08/15	05:45:00	a.m.	16.360581	23%	164.80
507	23/08/15	05:50:00	a.m.	16.586507	24%	179.41
508	23/08/15	05:55:00	a.m.	16.116962	23%	164.80
509	23/08/15	06:00:00	a.m.	16.116962	23%	164.80
510	23/08/15	06:05:00	a.m.	16.551121	24%	179.41
511	23/08/15	06:10:00	a.m.	16.872317	24%	179.41
512	23/08/15	06:15:00	a.m.	16.757993	24%	179.41
513	23/08/15	06:20:00	a.m.	16.660001	24%	179.41
514	23/08/15	06:25:00	a.m.	16.800184	24%	179.41
515	23/08/15	06:30:00	a.m.	16.327917	23%	164.80
516	23/08/15	06:35:00	a.m.	16.40005	23%	164.80
517	23/08/15	06:40:00	a.m.	16.042107	23%	164.80
518	23/08/15	06:45:00	a.m.	16.72669	24%	179.41
519	23/08/15	06:50:00	a.m.	17.051969	24%	179.41
520	23/08/15	06:55:00	a.m.	17.878096	26%	210.26
521	23/08/15	07:00:00	a.m.	18.761385	27%	226.48
522	23/08/15	07:05:00	a.m.	18.930149	27%	226.48
523	23/08/15	07:10:00	a.m.	19.184656	27%	226.48
524	23/08/15	07:15:00	a.m.	19.778052	28%	243.21
525	23/08/15	07:20:00	a.m.	19.724973	28%	243.21
526	23/08/15	07:25:00	a.m.	20.51027	29%	260.44
527	23/08/15	07:30:00	a.m.	23.469084	34%	353.56
528	23/08/15	07:35:00	a.m.	24.944408	36%	393.78
529	23/08/15	07:40:00	a.m.	26.255051	38%	435.52
530	23/08/15	07:45:00	a.m.	27.308465	39%	456.92
531	23/08/15	07:50:00	a.m.	28.408153	41%	500.69
532	23/08/15	07:55:00	a.m.	28.966163	41%	500.69
533	23/08/15	08:00:00	a.m.	28.700768	41%	500.69

N°	Fecha	Hora	am/pm	TIRANTE (CM) PUNTO P-21 COLEC. PTE PIEDRA	TIRANTE (%)	Q (L/S) PUNTO P-21 COLEC. PTE PIEDRA
534	23/08/15	08:05:00	a.m.	28.802843	41%	500.69
535	23/08/15	08:10:00	a.m.	29.701103	42%	523.02
536	23/08/15	08:15:00	a.m.	28.917167	41%	500.69
537	23/08/15	08:20:00	a.m.	29.607194	42%	523.02
538	23/08/15	08:25:00	a.m.	29.548671	42%	523.02
539	23/08/15	08:30:00	a.m.	29.842647	43%	545.64
540	23/08/15	08:35:00	a.m.	30.815762	44%	568.51
541	23/08/15	08:40:00	a.m.	31.560229	45%	591.63
542	23/08/15	08:45:00	a.m.	31.775267	45%	591.63
543	23/08/15	08:50:00	a.m.	32.345526	46%	614.97
544	23/08/15	08:55:00	a.m.	33.307753	48%	662.24
545	23/08/15	09:00:00	a.m.	34.129797	49%	686.14
546	23/08/15	09:05:00	a.m.	34.075357	49%	686.14
547	23/08/15	09:10:00	a.m.	34.333947	49%	686.14
548	23/08/15	09:15:00	a.m.	35.149186	50%	710.19
549	23/08/15	09:20:00	a.m.	35.758914	51%	734.36
550	23/08/15	09:25:00	a.m.	35.950815	51%	734.36
551	23/08/15	09:30:00	a.m.	35.786134	51%	734.36
552	23/08/15	09:35:00	a.m.	36.022948	51%	734.36
553	23/08/15	09:40:00	a.m.	37.149856	53%	783.01
554	23/08/15	09:45:00	a.m.	38.476831	55%	831.93
555	23/08/15	09:50:00	a.m.	38.976318	56%	856.43
556	23/08/15	09:55:00	a.m.	39.579241	57%	880.94
557	23/08/15	10:00:00	a.m.	39.61871	57%	880.94
558	23/08/15	10:05:00	a.m.	39.626876	57%	880.94
559	23/08/15	10:10:00	a.m.	40.032454	57%	880.94
560	23/08/15	10:15:00	a.m.	40.073284	57%	880.94
561	23/08/15	10:20:00	a.m.	40.167193	57%	880.94
562	23/08/15	10:25:00	a.m.	40.791892	58%	905.43
563	23/08/15	10:30:00	a.m.	40.91166	58%	905.43
564	23/08/15	10:35:00	a.m.	41.166167	59%	929.88
565	23/08/15	10:40:00	a.m.	41.375761	59%	929.88
566	23/08/15	10:45:00	a.m.	41.57855	59%	929.88
567	23/08/15	10:50:00	a.m.	41.758202	60%	954.26
568	23/08/15	10:55:00	a.m.	42.195083	60%	954.26
569	23/08/15	11:00:00	a.m.	42.170585	60%	954.26
570	23/08/15	11:05:00	a.m.	42.128394	60%	954.26
571	23/08/15	11:10:00	a.m.	42.559831	61%	978.56
572	23/08/15	11:15:00	a.m.	41.986605	60%	954.26
573	23/08/15	11:20:00	a.m.	42.081875	60%	954.26
574	23/08/15	11:25:00	a.m.	42.848118	61%	978.56
575	23/08/15	11:30:00	a.m.	43.04499	61%	978.56

N°	Fecha	Hora	am/pm	TIRANTE (CM) PUNTO P-21 COLEC. PTE PIEDRA	TIRANTE (%)	Q (L/S) PUNTO P-21 COLEC. PTE PIEDRA
576	23/08/15	11:35:00	a.m.	43.038658	61%	978.56
577	23/08/15	11:40:00	a.m.	42.133482	60%	954.26
578	23/08/15	11:45:00	a.m.	42.040934	60%	954.26
579	23/08/15	11:50:00	a.m.	41.959274	60%	954.26
580	23/08/15	11:55:00	a.m.	42.119872	60%	954.26
581	23/08/15	12:00:00	p.m.	42.02188	60%	954.26
582	23/08/15	12:05:00	p.m.	42.172951	60%	954.26
583	23/08/15	12:10:00	p.m.	42.168868	60%	954.26
584	23/08/15	12:15:00	p.m.	42.4574	61%	978.56
585	23/08/15	12:20:00	p.m.	42.262777	60%	954.26
586	23/08/15	12:25:00	p.m.	42.759542	61%	978.56
587	23/08/15	12:30:00	p.m.	42.109319	60%	954.26
588	23/08/15	12:35:00	p.m.	42.475428	61%	978.56
589	23/08/15	12:40:00	p.m.	42.512175	61%	978.56
590	23/08/15	12:45:00	p.m.	42.969471	61%	978.56
591	23/08/15	12:50:00	p.m.	43.047463	61%	978.56
592	23/08/15	12:55:00	p.m.	42.928641	61%	978.56
593	23/08/15	01:00:00	p.m.	42.925919	61%	978.56
594	23/08/15	01:05:00	p.m.	42.88645	61%	978.56
595	23/08/15	01:10:00	p.m.	42.807512	61%	978.56
596	23/08/15	01:15:00	p.m.	42.623777	61%	978.56
597	23/08/15	01:20:00	p.m.	42.422349	61%	978.56
598	23/08/15	01:25:00	p.m.	42.272639	60%	954.26
599	23/08/15	01:30:00	p.m.	42.913335	61%	978.56
600	23/08/15	01:35:00	p.m.	42.571724	61%	978.56
601	23/08/15	01:40:00	p.m.	42.49823	61%	978.56
602	23/08/15	01:45:00	p.m.	42.831675	61%	978.56
603	23/08/15	01:50:00	p.m.	42.295776	60%	954.26
604	23/08/15	01:55:00	p.m.	43.04624	61%	978.56
605	23/08/15	02:00:00	p.m.	42.956887	61%	978.56
606	23/08/15	02:05:00	p.m.	42.883393	61%	978.56
607	23/08/15	02:10:00	p.m.	42.645218	61%	978.56
608	23/08/15	02:15:00	p.m.	42.698297	61%	978.56
609	23/08/15	02:20:00	p.m.	42.698297	61%	978.56
610	23/08/15	02:25:00	p.m.	42.178395	60%	954.26
611	23/08/15	02:30:00	p.m.	42.279109	60%	954.26
612	23/08/15	02:35:00	p.m.	42.270943	60%	954.26
613	23/08/15	02:40:00	p.m.	42.220586	60%	954.26
614	23/08/15	02:45:00	p.m.	42.322661	60%	954.26
615	23/08/15	02:50:00	p.m.	42.134843	60%	954.26
616	23/08/15	02:55:00	p.m.	42.270943	60%	954.26
617	23/08/15	03:00:00	p.m.	42.183839	60%	954.26

N°	Fecha	Hora	am/pm	TIRANTE (CM) PUNTO P-21 COLEC. PTE PIEDRA	TIRANTE (%)	Q (L/S) PUNTO P-21 COLEC. PTE PIEDRA
618	23/08/15	03:05:00	p.m.	42.125316	60%	954.26
619	23/08/15	03:10:00	p.m.	42.336271	60%	954.26
620	23/08/15	03:15:00	p.m.	42.254611	60%	954.26
621	23/08/15	03:20:00	p.m.	41.53192	59%	929.88
622	23/08/15	03:25:00	p.m.	41.757846	60%	954.26
623	23/08/15	03:30:00	p.m.	41.593165	59%	929.88
624	23/08/15	03:35:00	p.m.	41.76329	60%	954.26
625	23/08/15	03:40:00	p.m.	43.049961	61%	978.56
626	23/08/15	03:45:00	p.m.	42.848118	61%	978.56
627	23/08/15	03:50:00	p.m.	42.820898	61%	978.56
628	23/08/15	03:55:00	p.m.	42.819537	61%	978.56
629	23/08/15	04:00:00	p.m.	42.356797	61%	978.56
630	23/08/15	04:05:00	p.m.	41.955302	60%	954.26
631	23/08/15	04:10:00	p.m.	41.862754	60%	954.26
632	23/08/15	04:15:00	p.m.	42.924579	61%	978.56
633	23/08/15	04:20:00	p.m.	42.958604	61%	978.56
634	23/08/15	04:25:00	p.m.	42.409876	61%	978.56
635	23/08/15	04:30:00	p.m.	41.932165	60%	954.26
636	23/08/15	04:35:00	p.m.	42.855168	61%	978.56
637	23/08/15	04:40:00	p.m.	43.042513	61%	978.56
638	23/08/15	04:45:00	p.m.	41.89814	60%	954.26
639	23/08/15	04:50:00	p.m.	42.919135	61%	978.56
640	23/08/15	04:55:00	p.m.	42.72179	61%	978.56
641	23/08/15	05:00:00	p.m.	42.10934	60%	954.26
642	23/08/15	05:05:00	p.m.	42.227747	60%	954.26
643	23/08/15	05:10:00	p.m.	41.733704	60%	954.26
644	23/08/15	05:15:00	p.m.	42.195083	60%	954.26
645	23/08/15	05:20:00	p.m.	42.502669	61%	978.56
646	23/08/15	05:25:00	p.m.	42.646935	61%	978.56
647	23/08/15	05:30:00	p.m.	42.024958	60%	954.26
648	23/08/15	05:35:00	p.m.	42.374735	61%	978.56
649	23/08/15	05:40:00	p.m.	43.043401	61%	978.56
650	23/08/15	05:45:00	p.m.	42.016547	60%	954.26
651	23/08/15	05:50:00	p.m.	43.046123	61%	978.56
652	23/08/15	05:55:00	p.m.	42.806172	61%	978.56
653	23/08/15	06:00:00	p.m.	42.131116	60%	954.26
654	23/08/15	06:05:00	p.m.	41.873887	60%	954.26
655	23/08/15	06:10:00	p.m.	41.419313	59%	929.88
656	23/08/15	06:15:00	p.m.	41.21108	59%	929.88
657	23/08/15	06:20:00	p.m.	40.846332	58%	905.43
658	23/08/15	06:25:00	p.m.	40.835444	58%	905.43
659	23/08/15	06:30:00	p.m.	40.926631	58%	905.43

N°	Fecha	Hora	am/pm	TIRANTE (CM) PUNTO P-21 COLEC. PTE PIEDRA	TIRANTE (%)	Q (L/S) PUNTO P-21 COLEC. PTE PIEDRA
660	23/08/15	06:35:00	p.m.	40.933436	58%	905.43
661	23/08/15	06:40:00	p.m.	40.570049	58%	905.43
662	23/08/15	06:45:00	p.m.	40.467974	58%	905.43
663	23/08/15	06:50:00	p.m.	39.694926	57%	880.94
664	23/08/15	06:55:00	p.m.	40.127724	57%	880.94
665	23/08/15	07:00:00	p.m.	39.901798	57%	880.94
666	23/08/15	07:05:00	p.m.	39.503025	56%	856.43
667	23/08/15	07:10:00	p.m.	39.402311	56%	856.43
668	23/08/15	07:15:00	p.m.	38.683703	55%	831.93
669	23/08/15	07:20:00	p.m.	39.090642	56%	856.43
670	23/08/15	07:25:00	p.m.	39.165497	56%	856.43
671	23/08/15	07:30:00	p.m.	39.464917	56%	856.43
672	23/08/15	07:35:00	p.m.	38.414225	55%	831.93
673	23/08/15	07:40:00	p.m.	37.319981	53%	783.01
674	23/08/15	07:45:00	p.m.	36.832743	53%	783.01
675	23/08/15	07:50:00	p.m.	37.024644	53%	783.01
676	23/08/15	07:55:00	p.m.	37.167549	53%	783.01
677	23/08/15	08:00:00	p.m.	36.891266	53%	783.01
678	23/08/15	08:05:00	p.m.	36.203961	52%	758.64
679	23/08/15	08:10:00	p.m.	36.272011	52%	758.64
680	23/08/15	08:15:00	p.m.	35.592872	51%	734.36
681	23/08/15	08:20:00	p.m.	35.912707	51%	734.36
682	23/08/15	08:25:00	p.m.	35.54932	51%	734.36
683	23/08/15	08:30:00	p.m.	34.90965	50%	710.19
684	23/08/15	08:35:00	p.m.	34.804853	50%	710.19
685	23/08/15	08:40:00	p.m.	34.339391	49%	686.14
686	23/08/15	08:45:00	p.m.	34.479574	49%	686.14
687	23/08/15	08:50:00	p.m.	33.709248	48%	662.24
688	23/08/15	08:55:00	p.m.	33.992336	49%	686.14
689	23/08/15	09:00:00	p.m.	33.457463	48%	662.24
690	23/08/15	09:05:00	p.m.	33.525513	48%	662.24
691	23/08/15	09:10:00	p.m.	32.693942	47%	638.51
692	23/08/15	09:15:00	p.m.	33.382608	48%	662.24
693	23/08/15	09:20:00	p.m.	32.154986	46%	614.97
694	23/08/15	09:25:00	p.m.	32.058355	46%	614.97
695	23/08/15	09:30:00	p.m.	31.837873	45%	591.63
696	23/08/15	09:35:00	p.m.	31.127431	44%	568.51
697	23/08/15	09:40:00	p.m.	30.753156	44%	568.51
698	23/08/15	09:45:00	p.m.	30.109403	43%	545.64
699	23/08/15	09:50:00	p.m.	29.857618	43%	545.64
700	23/08/15	09:55:00	p.m.	29.759626	43%	545.64
701	23/08/15	10:00:00	p.m.	29.096819	42%	523.02

N°	Fecha	Hora	am/pm	TIRANTE (CM) PUNTO P-21 COLEC. PTE PIEDRA	TIRANTE (%)	Q (L/S) PUNTO P-21 COLEC. PTE PIEDRA
702	23/08/15	10:05:00	p.m.	29.027408	41%	500.69
703	23/08/15	10:10:00	p.m.	27.94133	40%	478.65
704	23/08/15	10:15:00	p.m.	27.497644	39%	456.92
705	23/08/15	10:20:00	p.m.	27.006323	39%	456.92
706	23/08/15	10:25:00	p.m.	26.734123	38%	435.52
707	23/08/15	10:30:00	p.m.	27.053958	39%	456.92
708	23/08/15	10:35:00	p.m.	27.824284	40%	478.65
709	23/08/15	10:40:00	p.m.	27.244498	39%	456.92
710	23/08/15	10:45:00	p.m.	26.382985	38%	435.52
711	23/08/15	10:50:00	p.m.	25.482003	36%	393.78
712	23/08/15	10:55:00	p.m.	25.279214	36%	393.78
713	23/08/15	11:00:00	p.m.	25.064176	36%	393.78
714	23/08/15	11:05:00	p.m.	24.943047	36%	393.78
715	23/08/15	11:10:00	p.m.	25.079147	36%	393.78
716	23/08/15	11:15:00	p.m.	24.673569	35%	373.47
717	23/08/15	11:20:00	p.m.	24.360539	35%	373.47
718	23/08/15	11:25:00	p.m.	23.806612	34%	353.56
719	23/08/15	11:30:00	p.m.	23.946795	34%	353.56
720	23/08/15	11:35:00	p.m.	24.502083	35%	373.47
721	23/08/15	11:40:00	p.m.	24.082895	34%	353.56
722	23/08/15	11:45:00	p.m.	22.984568	33%	334.05
723	23/08/15	11:50:00	p.m.	23.256768	33%	334.05
724	23/08/15	11:55:00	p.m.	22.659289	32%	314.97
725	24/08/15	12:00:00	a.m.	22.359869	32%	314.97
726	24/08/15	12:05:00	a.m.	22.162524	32%	314.97
727	24/08/15	12:10:00	a.m.	21.970623	31%	296.34
728	24/08/15	12:15:00	a.m.	20.688561	30%	278.15
729	24/08/15	12:20:00	a.m.	20.688561	30%	278.15
730	24/08/15	12:25:00	a.m.	21.58920275	31%	296.34
731	24/08/15	12:30:00	a.m.	20.73874107	30%	278.15
732	24/08/15	12:35:00	a.m.	20.58146391	29%	260.44
733	24/08/15	12:40:00	a.m.	19.95672408	29%	260.44
734	24/08/15	12:45:00	a.m.	19.28538361	28%	243.21
735	24/08/15	12:50:00	a.m.	19.28829615	28%	243.21
736	24/08/15	12:55:00	a.m.	18.88054055	27%	226.48
737	24/08/15	01:00:00	a.m.	18.00823482	26%	210.26
738	24/08/15	01:05:00	a.m.	18.04464157	26%	210.26
739	24/08/15	01:10:00	a.m.	19.12810645	27%	226.48
740	24/08/15	01:15:00	a.m.	18.51792932	26%	210.26
741	24/08/15	01:20:00	a.m.	17.26408085	25%	194.57
742	24/08/15	01:25:00	a.m.	16.30003011	23%	164.80
743	24/08/15	01:30:00	a.m.	16.40779409	23%	164.80

N°	Fecha	Hora	am/pm	TIRANTE (CM) PUNTO P-21 COLEC. PTE PIEDRA	TIRANTE (%)	Q (L/S) PUNTO P-21 COLEC. PTE PIEDRA
744	24/08/15	01:35:00	a.m.	15.65781504	22%	150.75
745	24/08/15	01:40:00	a.m.	15.49325653	22%	150.75
746	24/08/15	01:45:00	a.m.	14.86269162	21%	137.27
747	24/08/15	01:50:00	a.m.	14.68939549	21%	137.27
748	24/08/15	01:55:00	a.m.	14.65153247	21%	137.27
749	24/08/15	02:00:00	a.m.	14.41998554	21%	137.27
750	24/08/15	02:05:00	a.m.	14.27290227	20%	124.38
751	24/08/15	02:10:00	a.m.	13.78213928	20%	124.38
752	24/08/15	02:15:00	a.m.	13.52001068	19%	112.09
753	24/08/15	02:20:00	a.m.	13.67146276	20%	124.38
754	24/08/15	02:25:00	a.m.	13.32195796	19%	112.09
755	24/08/15	02:30:00	a.m.	13.30885153	19%	112.09
756	24/08/15	02:35:00	a.m.	13.28846375	19%	112.09
757	24/08/15	02:40:00	a.m.	12.8734268	18%	100.40
758	24/08/15	02:45:00	a.m.	13.12536151	19%	112.09
759	24/08/15	02:50:00	a.m.	13.21128144	19%	112.09
760	24/08/15	02:55:00	a.m.	12.91128982	18%	100.40
761	24/08/15	03:00:00	a.m.	13.27098851	19%	112.09
762	24/08/15	03:05:00	a.m.	12.74964385	18%	100.40
763	24/08/15	03:10:00	a.m.	12.75110012	18%	100.40
764	24/08/15	03:15:00	a.m.	12.9899284	19%	112.09
765	24/08/15	03:20:00	a.m.	13.21856279	19%	112.09
766	24/08/15	03:25:00	a.m.	14.07193701	20%	124.38
767	24/08/15	03:30:00	a.m.	13.53602965	19%	112.09
768	24/08/15	03:35:00	a.m.	13.2666197	19%	112.09
769	24/08/15	03:40:00	a.m.	13.62340585	19%	112.09
770	24/08/15	03:45:00	a.m.	13.31613288	19%	112.09
771	24/08/15	03:50:00	a.m.	13.16031199	19%	112.09
772	24/08/15	03:55:00	a.m.	13.52146695	19%	112.09
773	24/08/15	04:00:00	a.m.	13.46758496	19%	112.09
774	24/08/15	04:05:00	a.m.	13.20108755	19%	112.09
775	24/08/15	04:10:00	a.m.	13.08604222	19%	112.09
776	24/08/15	04:15:00	a.m.	13.20254382	19%	112.09
777	24/08/15	04:20:00	a.m.	13.14283675	19%	112.09
778	24/08/15	04:25:00	a.m.	14.0530055	20%	124.38
779	24/08/15	04:30:00	a.m.	13.35545217	19%	112.09
780	24/08/15	04:35:00	a.m.	12.87197053	18%	100.40
781	24/08/15	04:40:00	a.m.	12.37683873	18%	100.40
782	24/08/15	04:45:00	a.m.	12.63314225	18%	100.40
783	24/08/15	04:50:00	a.m.	13.34234574	19%	112.09
784	24/08/15	04:55:00	a.m.	13.30739526	19%	112.09
785	24/08/15	05:00:00	a.m.	13.52292322	19%	112.09

N°	Fecha	Hora	am/pm	TIRANTE (CM) PUNTO P-21 COLEC. PTE PIEDRA	TIRANTE (%)	Q (L/S) PUNTO P-21 COLEC. PTE PIEDRA
786	24/08/15	05:05:00	a.m.	13.49234155	19%	112.09
787	24/08/15	05:10:00	a.m.	13.06419817	19%	112.09
788	24/08/15	05:15:00	a.m.	13.47777885	19%	112.09
789	24/08/15	05:20:00	a.m.	13.43117821	19%	112.09
790	24/08/15	05:25:00	a.m.	13.18069977	19%	112.09
791	24/08/15	05:30:00	a.m.	13.12244897	19%	112.09
792	24/08/15	05:35:00	a.m.	13.22584414	19%	112.09
793	24/08/15	05:40:00	a.m.	12.89090204	18%	100.40
794	24/08/15	05:45:00	a.m.	13.56515505	19%	112.09
795	24/08/15	05:50:00	a.m.	14.41416046	21%	137.27
796	24/08/15	05:55:00	a.m.	14.98064949	21%	137.27
797	24/08/15	06:00:00	a.m.	15.19617745	22%	150.75
798	24/08/15	06:05:00	a.m.	15.10443244	22%	150.75
799	24/08/15	06:10:00	a.m.	15.15540189	22%	150.75
800	24/08/15	06:15:00	a.m.	15.98547579	23%	164.80
801	24/08/15	06:20:00	a.m.	15.75247259	23%	164.80
802	24/08/15	06:25:00	a.m.	15.95198158	23%	164.80
803	24/08/15	06:30:00	a.m.	16.21411018	23%	164.80
804	24/08/15	06:35:00	a.m.	16.52283942	24%	179.41
805	24/08/15	06:40:00	a.m.	17.29757506	25%	194.57
806	24/08/15	06:45:00	a.m.	17.80872583	25%	194.57
807	24/08/15	06:50:00	a.m.	19.95672408	29%	260.44
808	24/08/15	06:55:00	a.m.	20.09361346	29%	260.44
809	24/08/15	07:00:00	a.m.	20.20574625	29%	260.44
810	24/08/15	07:05:00	a.m.	21.20183493	30%	278.15
811	24/08/15	07:10:00	a.m.	21.60230918	31%	296.34
812	24/08/15	07:15:00	a.m.	22.54160333	32%	314.97
813	24/08/15	07:20:00	a.m.	24.18573216	35%	373.47
814	24/08/15	07:25:00	a.m.	27.36913838	39%	456.92
815	24/08/15	07:30:00	a.m.	28.34920809	40%	478.65
816	24/08/15	07:35:00	a.m.	28.65356852	41%	500.69
817	24/08/15	07:40:00	a.m.	29.5768437	42%	523.02
818	24/08/15	07:45:00	a.m.	31.82969339	45%	591.63
819	24/08/15	07:50:00	a.m.	32.84034477	47%	638.51
820	24/08/15	07:55:00	a.m.	32.8680139	47%	638.51
821	24/08/15	08:00:00	a.m.	33.24373156	47%	638.51
822	24/08/15	08:05:00	a.m.	33.785464	48%	662.24
823	24/08/15	08:10:00	a.m.	34.87475396	50%	710.19
824	24/08/15	08:15:00	a.m.	35.46745585	51%	734.36
825	24/08/15	08:20:00	a.m.	35.3582356	51%	734.36
826	24/08/15	08:25:00	a.m.	35.35969187	51%	734.36
827	24/08/15	08:30:00	a.m.	36.18685323	52%	758.64

N°	Fecha	Hora	am/pm	TIRANTE (CM) PUNTO P-21 COLEC. PTE PIEDRA	TIRANTE (%)	Q (L/S) PUNTO P-21 COLEC. PTE PIEDRA
828	24/08/15	08:35:00	a.m.	37.15527278	53%	783.01
829	24/08/15	08:40:00	a.m.	38.14699265	54%	807.45
830	24/08/15	08:45:00	a.m.	38.56639841	55%	831.93
831	24/08/15	08:50:00	a.m.	38.89842797	56%	856.43
832	24/08/15	08:55:00	a.m.	39.3629781	56%	856.43
833	24/08/15	09:00:00	a.m.	39.17948808	56%	856.43
834	24/08/15	09:05:00	a.m.	38.74988843	55%	831.93
835	24/08/15	09:10:00	a.m.	39.11104339	56%	856.43
836	24/08/15	09:15:00	a.m.	39.46346073	56%	856.43
837	24/08/15	09:20:00	a.m.	38.736782	55%	831.93
838	24/08/15	09:25:00	a.m.	38.19650583	55%	831.93
839	24/08/15	09:30:00	a.m.	38.81250804	55%	831.93
840	24/08/15	09:35:00	a.m.	38.63338683	55%	831.93
841	24/08/15	09:40:00	a.m.	38.15718654	55%	831.93
842	24/08/15	09:45:00	a.m.	38.73241319	55%	831.93
843	24/08/15	09:50:00	a.m.	38.98289163	56%	856.43
844	24/08/15	09:55:00	a.m.	39.78384013	57%	880.94
845	24/08/15	10:00:00	a.m.	39.30181476	56%	856.43
846	24/08/15	10:05:00	a.m.	39.1008495	56%	856.43
847	24/08/15	10:10:00	a.m.	38.84745852	55%	831.93
848	24/08/15	10:15:00	a.m.	39.37317199	56%	856.43
849	24/08/15	10:20:00	a.m.	39.35278421	56%	856.43
850	24/08/15	10:25:00	a.m.	39.5086051	56%	856.43
851	24/08/15	10:30:00	a.m.	39.54064304	56%	856.43
852	24/08/15	10:35:00	a.m.	39.30618357	56%	856.43
853	24/08/15	10:40:00	a.m.	40.26004042	58%	905.43
854	24/08/15	10:45:00	a.m.	40.06490024	57%	880.94
855	24/08/15	10:50:00	a.m.	40.17557676	57%	880.94
856	24/08/15	10:55:00	a.m.	40.59498252	58%	905.43
857	24/08/15	11:00:00	a.m.	41.19496576	59%	929.88
858	24/08/15	11:05:00	a.m.	40.86584874	58%	905.43
859	24/08/15	11:10:00	a.m.	41.40029983	59%	929.88
860	24/08/15	11:15:00	a.m.	41.72504804	60%	954.26
861	24/08/15	11:20:00	a.m.	41.36971816	59%	929.88
862	24/08/15	11:25:00	a.m.	41.63184676	59%	929.88
863	24/08/15	11:30:00	a.m.	41.62602168	59%	929.88
864	24/08/15	11:35:00	a.m.	41.46728825	59%	929.88
865	24/08/15	11:40:00	a.m.	41.73378566	60%	954.26
866	24/08/15	11:45:00	a.m.	42.0133895	60%	954.26
867	24/08/15	11:50:00	a.m.	42.09785316	60%	954.26
868	24/08/15	11:55:00	a.m.	42.74298077	61%	978.56
869	24/08/15	12:00:00	p.m.	42.89297658	61%	978.56

N°	Fecha	Hora	am/pm	TIRANTE (CM) PUNTO P-21 COLEC. PTE PIEDRA	TIRANTE (%)	Q (L/S) PUNTO P-21 COLEC. PTE PIEDRA
870	24/08/15	12:05:00	p.m.	42.73743186	61%	978.56
871	24/08/15	12:10:00	p.m.	43.02509261	61%	978.56
872	24/08/15	12:15:00	p.m.	42.81898298	61%	978.56
873	24/08/15	12:20:00	p.m.	43.01412316	61%	978.56
874	24/08/15	12:25:00	p.m.	42.69956884	61%	978.56
875	24/08/15	12:30:00	p.m.	43.0327785	61%	978.56
876	24/08/15	12:35:00	p.m.	42.59735377	61%	978.56
877	24/08/15	12:40:00	p.m.	42.99782802	61%	978.56
878	24/08/15	12:45:00	p.m.	42.62821161	61%	978.56
879	24/08/15	12:50:00	p.m.	42.77210617	61%	978.56
880	24/08/15	12:55:00	p.m.	42.77356244	61%	978.56
881	24/08/15	01:00:00	p.m.	42.55394184	61%	978.56
882	24/08/15	01:05:00	p.m.	43.02695342	61%	978.56
883	24/08/15	01:10:00	p.m.	43.04177972	61%	978.56
884	24/08/15	01:15:00	p.m.	42.56626014	61%	978.56
885	24/08/15	01:20:00	p.m.	42.7997753	61%	978.56
886	24/08/15	01:25:00	p.m.	42.7560872	61%	978.56
887	24/08/15	01:30:00	p.m.	43.02112834	61%	978.56
888	24/08/15	01:35:00	p.m.	42.70023698	61%	978.56
889	24/08/15	01:40:00	p.m.	42.74829389	61%	978.56
890	24/08/15	01:45:00	p.m.	42.7526627	61%	978.56
891	24/08/15	01:50:00	p.m.	42.97307143	61%	978.56
892	24/08/15	01:55:00	p.m.	42.89297658	61%	978.56
893	24/08/15	02:00:00	p.m.	43.04625595	61%	978.56
894	24/08/15	02:05:00	p.m.	42.8633476	61%	978.56
895	24/08/15	02:10:00	p.m.	42.73082703	61%	978.56
896	24/08/15	02:15:00	p.m.	42.64636337	61%	978.56
897	24/08/15	02:20:00	p.m.	43.04887556	61%	978.56
898	24/08/15	02:25:00	p.m.	42.70607044	61%	978.56
899	24/08/15	02:30:00	p.m.	42.77210617	61%	978.56
900	24/08/15	02:35:00	p.m.	42.5085213	61%	978.56
901	24/08/15	02:40:00	p.m.	42.24348016	60%	954.26
902	24/08/15	02:45:00	p.m.	42.668711	61%	978.56
903	24/08/15	02:50:00	p.m.	42.34829389	60%	954.26
904	24/08/15	02:55:00	p.m.	42.57255947	61%	978.56
905	24/08/15	03:00:00	p.m.	42.54489034	61%	978.56
906	24/08/15	03:05:00	p.m.	42.84051315	61%	978.56
907	24/08/15	03:10:00	p.m.	42.64246043	61%	978.56
908	24/08/15	03:15:00	p.m.	42.22451094	60%	954.26
909	24/08/15	03:20:00	p.m.	42.71531164	61%	978.56
910	24/08/15	03:25:00	p.m.	42.53327789	61%	978.56
911	24/08/15	03:30:00	p.m.	43.03762156	61%	978.56

N°	Fecha	Hora	am/pm	TIRANTE (CM) PUNTO P-21 COLEC. PTE PIEDRA	TIRANTE (%)	Q (L/S) PUNTO P-21 COLEC. PTE PIEDRA
912	24/08/15	03:35:00	p.m.	43.03325275	61%	978.56
913	24/08/15	03:40:00	p.m.	42.85704408	61%	978.56
914	24/08/15	03:45:00	p.m.	42.60026631	61%	978.56
915	24/08/15	03:50:00	p.m.	42.35706922	61%	978.56
916	24/08/15	03:55:00	p.m.	42.10950332	60%	954.26
917	24/08/15	04:00:00	p.m.	42.9745277	61%	978.56
918	24/08/15	04:05:00	p.m.	42.6033476	61%	978.56
919	24/08/15	04:10:00	p.m.	42.9819778	61%	978.56
920	24/08/15	04:15:00	p.m.	42.90177972	61%	978.56
921	24/08/15	04:20:00	p.m.	42.9076048	61%	978.56
922	24/08/15	04:25:00	p.m.	43.04100416	61%	978.56
923	24/08/15	04:30:00	p.m.	42.83780707	61%	978.56
924	24/08/15	04:35:00	p.m.	42.77373119	61%	978.56
925	24/08/15	04:40:00	p.m.	42.56694085	61%	978.56
926	24/08/15	04:45:00	p.m.	42.48247719	61%	978.56
927	24/08/15	04:50:00	p.m.	42.77647498	61%	978.56
928	24/08/15	04:55:00	p.m.	42.78375633	61%	978.56
929	24/08/15	05:00:00	p.m.	41.94785735	60%	954.26
930	24/08/15	05:05:00	p.m.	41.88960655	60%	954.26
931	24/08/15	05:10:00	p.m.	42.69201132	61%	978.56
932	24/08/15	05:15:00	p.m.	42.17940428	60%	954.26
933	24/08/15	05:20:00	p.m.	42.20561714	60%	954.26
934	24/08/15	05:25:00	p.m.	42.59881004	61%	978.56
935	24/08/15	05:30:00	p.m.	42.48567847	61%	978.56
936	24/08/15	05:35:00	p.m.	43.04390832	61%	978.56
937	24/08/15	05:40:00	p.m.	42.37791449	61%	978.56
938	24/08/15	05:45:00	p.m.	42.14199875	60%	954.26
939	24/08/15	05:50:00	p.m.	42.93520841	61%	978.56
940	24/08/15	05:55:00	p.m.	41.96387632	60%	954.26
941	24/08/15	06:00:00	p.m.	41.37117443	59%	929.88
942	24/08/15	06:05:00	p.m.	41.03186352	59%	929.88
943	24/08/15	06:10:00	p.m.	41.76291106	60%	954.26
944	24/08/15	06:15:00	p.m.	42.35706922	61%	978.56
945	24/08/15	06:20:00	p.m.	42.56240329	61%	978.56
946	24/08/15	06:25:00	p.m.	42.73424315	61%	978.56
947	24/08/15	06:30:00	p.m.	41.77164868	60%	954.26
948	24/08/15	06:35:00	p.m.	41.65660335	60%	954.26
949	24/08/15	06:40:00	p.m.	42.17940428	60%	954.26
950	24/08/15	06:45:00	p.m.	42.59735377	61%	978.56
951	24/08/15	06:50:00	p.m.	42.54784059	61%	978.56
952	24/08/15	06:55:00	p.m.	42.1153284	60%	954.26
953	24/08/15	07:00:00	p.m.	42.13762994	60%	954.26

N°	Fecha	Hora	am/pm	TIRANTE (CM) PUNTO P-21 COLEC. PTE PIEDRA	TIRANTE (%)	Q (L/S) PUNTO P-21 COLEC. PTE PIEDRA
954	24/08/15	07:05:00	p.m.	42.49004728	61%	978.56
955	24/08/15	07:10:00	p.m.	42.66725473	61%	978.56
956	24/08/15	07:15:00	p.m.	41.75417344	60%	954.26
957	24/08/15	07:20:00	p.m.	40.74934714	58%	905.43
958	24/08/15	07:25:00	p.m.	40.72604682	58%	905.43
959	24/08/15	07:30:00	p.m.	41.03623233	59%	929.88
960	24/08/15	07:35:00	p.m.	40.69837769	58%	905.43
961	24/08/15	07:40:00	p.m.	40.52216902	58%	905.43
962	24/08/15	07:45:00	p.m.	41.17020917	59%	929.88
963	24/08/15	07:50:00	p.m.	40.53673172	58%	905.43
964	24/08/15	07:55:00	p.m.	39.85082855	57%	880.94
965	24/08/15	08:00:00	p.m.	40.00810571	57%	880.94
966	24/08/15	08:05:00	p.m.	38.99599806	56%	856.43
967	24/08/15	08:10:00	p.m.	38.95813504	56%	856.43
968	24/08/15	08:15:00	p.m.	38.38145212	55%	831.93
969	24/08/15	08:20:00	p.m.	38.54164182	55%	831.93
970	24/08/15	08:25:00	p.m.	38.02466597	54%	807.45
971	24/08/15	08:30:00	p.m.	38.01155954	54%	807.45
972	24/08/15	08:35:00	p.m.	37.33730653	53%	783.01
973	24/08/15	08:40:00	p.m.	36.43441913	52%	758.64
974	24/08/15	08:45:00	p.m.	35.80822303	51%	734.36
975	24/08/15	08:50:00	p.m.	36.18102815	52%	758.64
976	24/08/15	08:55:00	p.m.	35.51260022	51%	734.36
977	24/08/15	09:00:00	p.m.	35.10775716	50%	710.19
978	24/08/15	09:05:00	p.m.	34.00244823	49%	686.14
979	24/08/15	09:10:00	p.m.	32.95102129	47%	638.51
980	24/08/15	09:15:00	p.m.	32.11512231	46%	614.97
981	24/08/15	09:20:00	p.m.	32.53161553	46%	614.97
982	24/08/15	09:25:00	p.m.	32.04230881	46%	614.97
983	24/08/15	09:30:00	p.m.	31.59523392	45%	591.63
984	24/08/15	09:35:00	p.m.	30.72875327	44%	568.51
985	24/08/15	09:40:00	p.m.	30.01954978	43%	545.64
986	24/08/15	09:45:00	p.m.	29.92052342	43%	545.64
987	24/08/15	09:50:00	p.m.	30.42002403	43%	545.64
988	24/08/15	09:55:00	p.m.	30.31080378	43%	545.64
989	24/08/15	10:00:00	p.m.	29.87537905	43%	545.64
990	24/08/15	10:05:00	p.m.	28.98414181	41%	500.69
991	24/08/15	10:10:00	p.m.	28.67250003	41%	500.69
992	24/08/15	10:15:00	p.m.	28.58512383	41%	500.69
993	24/08/15	10:20:00	p.m.	28.24435665	40%	478.65
994	24/08/15	10:25:00	p.m.	28.46862223	41%	500.69
995	24/08/15	10:30:00	p.m.	28.78900163	41%	500.69

N°	Fecha	Hora	am/pm	TIRANTE (CM) PUNTO P-21 COLEC. PTE PIEDRA	TIRANTE (%)	Q (L/S) PUNTO P-21 COLEC. PTE PIEDRA
996	24/08/15	10:35:00	p.m.	28.70453797	41%	500.69
997	24/08/15	10:40:00	p.m.	28.19775601	40%	478.65
998	24/08/15	10:45:00	p.m.	27.99679075	40%	478.65
999	24/08/15	10:50:00	p.m.	27.76378755	40%	478.65
1000	24/08/15	10:55:00	p.m.	27.26283067	39%	456.92
1001	24/08/15	11:00:00	p.m.	27.58757888	39%	456.92
1002	24/08/15	11:05:00	p.m.	27.60214158	39%	456.92
1003	24/08/15	11:10:00	p.m.	27.96475281	40%	478.65
1004	24/08/15	11:15:00	p.m.	27.79000041	40%	478.65
1005	24/08/15	11:20:00	p.m.	27.17545447	39%	456.92
1006	24/08/15	11:25:00	p.m.	25.94927513	37%	414.47
1007	24/08/15	11:30:00	p.m.	25.04930027	36%	393.78
1008	24/08/15	11:35:00	p.m.	25.39880507	36%	393.78
1009	24/08/15	11:40:00	p.m.	24.96629288	36%	393.78
1010	24/08/15	11:45:00	p.m.	25.01434979	36%	393.78
1011	24/08/15	11:50:00	p.m.	24.61241927	35%	373.47
1012	24/08/15	11:55:00	p.m.	24.96774915	36%	393.78
1013	25/08/15	12:00:00	a.m.	26.04830149	37%	414.47
1014	25/08/15	12:05:00	a.m.	25.70462177	37%	414.47
1015	25/08/15	12:10:00	a.m.	24.90804208	36%	393.78
1016	25/08/15	12:15:00	a.m.	24.21194502	35%	373.47
1017	25/08/15	12:20:00	a.m.	23.82894601	34%	353.56
1018	25/08/15	12:25:00	a.m.	23.23770039	33%	334.05
1019	25/08/15	12:30:00	a.m.	22.13676027	32%	314.97
1020	25/08/15	12:35:00	a.m.	23.52604185	34%	353.56
1021	25/08/15	12:40:00	a.m.	22.6449985	32%	314.97
1022	25/08/15	12:45:00	a.m.	23.2566319	33%	334.05
1023	25/08/15	12:50:00	a.m.	23.01925989	33%	334.05
1024	25/08/15	12:55:00	a.m.	22.71489946	32%	314.97
1025	25/08/15	01:00:00	a.m.	22.44985832	32%	314.97
1026	25/08/15	01:05:00	a.m.	22.14841043	32%	314.97
1027	25/08/15	01:10:00	a.m.	20.96446292	30%	278.15
1028	25/08/15	01:15:00	a.m.	20.67029638	30%	278.15
1029	25/08/15	01:20:00	a.m.	19.93779257	28%	243.21
1030	25/08/15	01:25:00	a.m.	18.71015696	27%	226.48
1031	25/08/15	01:30:00	a.m.	19.36110965	28%	243.21
1032	25/08/15	01:35:00	a.m.	18.66501259	27%	226.48
1033	25/08/15	01:40:00	a.m.	18.00240974	26%	210.26
1034	25/08/15	01:45:00	a.m.	18.15094928	26%	210.26
1035	25/08/15	01:50:00	a.m.	17.78688178	25%	194.57
1036	25/08/15	01:55:00	a.m.	16.9364201	24%	179.41
1037	25/08/15	02:00:00	a.m.	16.38886258	23%	164.80

N°	Fecha	Hora	am/pm	TIRANTE (CM) PUNTO P-21 COLEC. PTE PIEDRA	TIRANTE (%)	Q (L/S) PUNTO P-21 COLEC. PTE PIEDRA
1038	25/08/15	02:05:00	a.m.	15.81800474	23%	164.80
1039	25/08/15	02:10:00	a.m.	15.79616069	23%	164.80
1040	25/08/15	02:15:00	a.m.	15.9315938	23%	164.80
1041	25/08/15	02:20:00	a.m.	15.82091728	23%	164.80
1042	25/08/15	02:25:00	a.m.	15.58063273	22%	150.75
1043	25/08/15	02:30:00	a.m.	15.25734079	22%	150.75
1044	25/08/15	02:35:00	a.m.	15.13501411	22%	150.75
1045	25/08/15	02:40:00	a.m.	15.68548417	22%	150.75
1046	25/08/15	02:45:00	a.m.	15.08986974	22%	150.75
1047	25/08/15	02:50:00	a.m.	15.12918903	22%	150.75
1048	25/08/15	02:55:00	a.m.	15.02433759	21%	137.27
1049	25/08/15	03:00:00	a.m.	15.16559578	22%	150.75
1050	25/08/15	03:05:00	a.m.	15.26025333	22%	150.75
1051	25/08/15	03:10:00	a.m.	15.67092147	22%	150.75
1052	25/08/15	03:15:00	a.m.	15.09569482	22%	150.75
1053	25/08/15	03:20:00	a.m.	14.14620678	20%	124.38
1054	25/08/15	03:25:00	a.m.	14.16659456	20%	124.38
1055	25/08/15	03:30:00	a.m.	14.23503925	20%	124.38
1056	25/08/15	03:35:00	a.m.	14.44328586	21%	137.27
1057	25/08/15	03:40:00	a.m.	14.33115307	20%	124.38
1058	25/08/15	03:45:00	a.m.	14.39814149	21%	137.27
1059	25/08/15	03:50:00	a.m.	14.09960614	20%	124.38
1060	25/08/15	03:55:00	a.m.	14.1549444	20%	124.38
1061	25/08/15	04:00:00	a.m.	14.44037332	21%	137.27
1062	25/08/15	04:05:00	a.m.	14.43891705	21%	137.27
1063	25/08/15	04:10:00	a.m.	14.72725851	21%	137.27
1064	25/08/15	04:15:00	a.m.	14.8685167	21%	137.27
1065	25/08/15	04:20:00	a.m.	14.1986325	20%	124.38
1066	25/08/15	04:25:00	a.m.	14.25397076	20%	124.38
1067	25/08/15	04:30:00	a.m.	13.98164827	20%	124.38
1068	25/08/15	04:35:00	a.m.	14.34571577	20%	124.38
1069	25/08/15	04:40:00	a.m.	14.15203186	20%	124.38
1070	25/08/15	04:45:00	a.m.	14.01951129	20%	124.38
1071	25/08/15	04:50:00	a.m.	14.16076948	20%	124.38
1072	25/08/15	04:55:00	a.m.	14.27727108	20%	124.38
1073	25/08/15	05:00:00	a.m.	14.01222994	20%	124.38
1074	25/08/15	05:05:00	a.m.	14.20737012	20%	124.38
1075	25/08/15	05:10:00	a.m.	14.40687911	21%	137.27
1076	25/08/15	05:15:00	a.m.	14.22921417	20%	124.38
1077	25/08/15	05:20:00	a.m.	14.20300131	20%	124.38
1078	25/08/15	05:25:00	a.m.	14.2423206	20%	124.38
1079	25/08/15	05:30:00	a.m.	13.79378944	20%	124.38

N°	Fecha	Hora	am/pm	TIRANTE (CM) PUNTO P-21 COLEC. PTE PIEDRA	TIRANTE (%)	Q (L/S) PUNTO P-21 COLEC. PTE PIEDRA
1080	25/08/15	05:35:00	a.m.	13.78942063	20%	124.38
1081	25/08/15	05:40:00	a.m.	13.80252706	20%	124.38
1082	25/08/15	05:45:00	a.m.	14.07484955	20%	124.38
1083	25/08/15	05:50:00	a.m.	14.78696558	21%	137.27
1084	25/08/15	05:55:00	a.m.	14.47241126	21%	137.27
1085	25/08/15	06:00:00	a.m.	15.62868964	22%	150.75
1086	25/08/15	06:05:00	a.m.	16.91748859	24%	179.41
1087	25/08/15	06:10:00	a.m.	16.94370145	24%	179.41
1088	25/08/15	06:15:00	a.m.	17.76503773	25%	194.57
1089	25/08/15	06:20:00	a.m.	19.81400962	28%	243.21
1090	25/08/15	06:25:00	a.m.	21.03873269	30%	278.15
1091	25/08/15	06:30:00	a.m.	21.34309312	30%	278.15
1092	25/08/15	06:35:00	a.m.	23.28430103	33%	334.05
1093	25/08/15	06:40:00	a.m.	23.32507659	33%	334.05
1094	25/08/15	06:45:00	a.m.	23.45759716	34%	353.56
1095	25/08/15	06:50:00	a.m.	24.26728328	35%	373.47
1096	25/08/15	06:55:00	a.m.	25.1206575	36%	393.78
1097	25/08/15	07:00:00	a.m.	25.19201473	36%	393.78
1098	25/08/15	07:05:00	a.m.	25.29977871	36%	393.78
1099	25/08/15	07:10:00	a.m.	26.4604259	38%	435.52
1100	25/08/15	07:15:00	a.m.	26.33227414	38%	435.52
1101	25/08/15	07:20:00	a.m.	27.232249	39%	456.92
1102	25/08/15	07:25:00	a.m.	28.92443474	41%	500.69
1103	25/08/15	07:30:00	a.m.	29.95256136	43%	545.64
1104	25/08/15	07:35:00	a.m.	31.52387669	45%	591.63
1105	25/08/15	07:40:00	a.m.	32.63209816	47%	638.51
1106	25/08/15	07:45:00	a.m.	32.92335216	47%	638.51
1107	25/08/15	07:50:00	a.m.	33.38790229	48%	662.24
1108	25/08/15	07:55:00	a.m.	34.96067389	50%	710.19
1109	25/08/15	08:00:00	a.m.	35.5766761	51%	734.36
1110	25/08/15	08:05:00	a.m.	36.3193738	52%	758.64
1111	25/08/15	08:10:00	a.m.	37.11886603	53%	783.01
1112	25/08/15	08:15:00	a.m.	38.14553638	54%	807.45
1113	25/08/15	08:20:00	a.m.	38.9843479	56%	856.43
1114	25/08/15	08:25:00	a.m.	39.75762727	57%	880.94
1115	25/08/15	08:30:00	a.m.	40.0765504	57%	880.94
1116	25/08/15	08:35:00	a.m.	39.40084112	56%	856.43
1117	25/08/15	08:40:00	a.m.	39.19696332	56%	856.43
1118	25/08/15	08:45:00	a.m.	39.39938485	56%	856.43
1119	25/08/15	08:50:00	a.m.	40.5279941	58%	905.43
1120	25/08/15	08:55:00	a.m.	40.82507318	58%	905.43
1121	25/08/15	09:00:00	a.m.	40.71148412	58%	905.43

N°	Fecha	Hora	am/pm	TIRANTE (CM) PUNTO P-21 COLEC. PTE PIEDRA	TIRANTE (%)	Q (L/S) PUNTO P-21 COLEC. PTE PIEDRA
1122	25/08/15	09:05:00	a.m.	41.27506061	59%	929.88
1123	25/08/15	09:10:00	a.m.	41.47165706	59%	929.88
1124	25/08/15	09:15:00	a.m.	41.51243262	59%	929.88
1125	25/08/15	09:20:00	a.m.	42.07018403	60%	954.26
1126	25/08/15	09:25:00	a.m.	42.69055505	61%	978.56
1127	25/08/15	09:30:00	a.m.	42.78230006	61%	978.56
1128	25/08/15	09:35:00	a.m.	42.59712224	61%	978.56
1129	25/08/15	09:40:00	a.m.	42.9315201	61%	978.56
1130	25/08/15	09:45:00	a.m.	42.7200207	61%	978.56
1131	25/08/15	09:50:00	a.m.	42.2798733	60%	954.26
1132	25/08/15	09:55:00	a.m.	42.96724635	61%	978.56
1133	25/08/15	10:00:00	a.m.	42.76811676	61%	978.56
1134	25/08/15	10:05:00	a.m.	42.25658659	60%	954.26
1135	25/08/15	10:10:00	a.m.	42.27412735	60%	954.26
1136	25/08/15	10:15:00	a.m.	42.54347178	61%	978.56
1137	25/08/15	10:20:00	a.m.	43.00510937	61%	978.56
1138	25/08/15	10:25:00	a.m.	43.04607463	61%	978.56
1139	25/08/15	10:30:00	a.m.	43.02364891	61%	978.56
1140	25/08/15	10:35:00	a.m.	42.62363215	61%	978.56
1141	25/08/15	10:40:00	a.m.	42.48819904	61%	978.56
1142	25/08/15	10:45:00	a.m.	42.82453189	61%	978.56
1143	25/08/15	10:50:00	a.m.	43.04567009	61%	978.56
1144	25/08/15	10:55:00	a.m.	42.47859939	61%	978.56
1145	25/08/15	11:00:00	a.m.	42.36792287	61%	978.56
1146	25/08/15	11:05:00	a.m.	41.202557	59%	929.88
1147	25/08/15	11:10:00	a.m.	41.099121	59%	929.88
1148	25/08/15	11:15:00	a.m.	41.020183	59%	929.88
1149	25/08/15	11:20:00	a.m.	41.452981	59%	929.88
1150	25/08/15	11:25:00	a.m.	41.41079	59%	929.88
1151	25/08/15	11:30:00	a.m.	41.382209	59%	929.88
1152	25/08/15	11:35:00	a.m.	41.608135	59%	929.88
			Max	43.05	61%	978.56
			Prom	31.61	45%	624.94
			Min	12.38	18%	100.40

2.21 PUNTO P-22 COLECTOR PUENTE PIEDRA

N°	Fecha	Hora	am/pm	TIRANTE (CM) PUNTO P-22 COLEC. PUENTE PIEDRA	TIRANTE (%)	Q (L/S) PUNTO P-22 COLECTOR PUENTE PIEDRA
1	02/09/15	03:15:00	p.m.	29.498355	33%	974.68
2	02/09/15	03:20:00	p.m.	29.438505	33%	974.68
3	02/09/15	03:25:00	p.m.	29.53512	33%	974.68
4	02/09/15	03:30:00	p.m.	29.56077	33%	974.68
5	02/09/15	03:35:00	p.m.	29.53512	33%	974.68
6	02/09/15	03:40:00	p.m.	29.202525	32%	919.01
7	02/09/15	03:45:00	p.m.	29.182005	32%	919.01
8	02/09/15	03:50:00	p.m.	29.3094	33%	974.68
9	02/09/15	03:55:00	p.m.	29.142675	32%	919.01
10	02/09/15	04:00:00	p.m.	28.913535	32%	919.01
11	02/09/15	04:05:00	p.m.	29.03409	32%	919.01
12	02/09/15	04:10:00	p.m.	29.223045	32%	919.01
13	02/09/15	04:15:00	p.m.	29.089665	32%	919.01
14	02/09/15	04:20:00	p.m.	29.06145	32%	919.01
15	02/09/15	04:25:00	p.m.	29.043495	32%	919.01
16	02/09/15	04:30:00	p.m.	28.99305	32%	919.01
17	02/09/15	04:35:00	p.m.	28.94859	32%	919.01
18	02/09/15	04:40:00	p.m.	29.017845	32%	919.01
19	02/09/15	04:45:00	p.m.	29.23416	32%	919.01
20	02/09/15	04:50:00	p.m.	29.087955	32%	919.01
21	02/09/15	04:55:00	p.m.	29.089665	32%	919.01
22	02/09/15	05:00:00	p.m.	28.94859	32%	919.01
23	02/09/15	05:05:00	p.m.	28.99134	32%	919.01
24	02/09/15	05:10:00	p.m.	29.21706	32%	919.01
25	02/09/15	05:15:00	p.m.	29.24271	32%	919.01
26	02/09/15	05:20:00	p.m.	29.33505	33%	974.68
27	02/09/15	05:25:00	p.m.	29.233305	32%	919.01
28	02/09/15	05:30:00	p.m.	29.1726	32%	919.01
29	02/09/15	05:35:00	p.m.	28.843425	32%	919.01
30	02/09/15	05:40:00	p.m.	28.76391	32%	919.01
31	02/09/15	05:45:00	p.m.	28.57923	32%	919.01
32	02/09/15	05:50:00	p.m.	28.617705	32%	919.01
33	02/09/15	05:55:00	p.m.	28.482615	32%	919.01
34	02/09/15	06:00:00	p.m.	28.46124	32%	919.01
35	02/09/15	06:05:00	p.m.	28.44414	32%	919.01
36	02/09/15	06:10:00	p.m.	28.610865	32%	919.01
37	02/09/15	06:15:00	p.m.	28.617705	32%	919.01
38	02/09/15	06:20:00	p.m.	28.52964	32%	919.01
39	02/09/15	06:25:00	p.m.	28.340685	31%	864.63
40	02/09/15	06:30:00	p.m.	28.015785	31%	864.63
41	02/09/15	06:35:00	p.m.	28.07307	31%	864.63
42	02/09/15	06:40:00	p.m.	28.01322	31%	864.63

N°	Fecha	Hora	am/pm	TIRANTE (CM) PUNTO P-22 COLEC. PUENTE PIEDRA	TIRANTE (%)	Q (L/S) PUNTO P-22 COLECTOR PUENTE PIEDRA
43	02/09/15	06:45:00	p.m.	28.019205	31%	864.63
44	02/09/15	06:50:00	p.m.	28.04913	31%	864.63
45	02/09/15	06:55:00	p.m.	28.207305	31%	864.63
46	02/09/15	07:00:00	p.m.	27.7362	31%	864.63
47	02/09/15	07:05:00	p.m.	27.160785	30%	811.58
48	02/09/15	07:10:00	p.m.	26.64351	30%	811.58
49	02/09/15	07:15:00	p.m.	26.196345	29%	759.90
50	02/09/15	07:20:00	p.m.	25.989435	29%	759.90
51	02/09/15	07:25:00	p.m.	26.153595	29%	759.90
52	02/09/15	07:30:00	p.m.	26.358795	29%	759.90
53	02/09/15	07:35:00	p.m.	26.47764	29%	759.90
54	02/09/15	07:40:00	p.m.	25.97661	29%	759.90
55	02/09/15	07:45:00	p.m.	25.91163	29%	759.90
56	02/09/15	07:50:00	p.m.	25.63803	28%	709.63
57	02/09/15	07:55:00	p.m.	25.442235	28%	709.63
58	02/09/15	08:00:00	p.m.	25.623495	28%	709.63
59	02/09/15	08:05:00	p.m.	25.7355	29%	759.90
60	02/09/15	08:10:00	p.m.	25.37127	28%	709.63
61	02/09/15	08:15:00	p.m.	25.172055	28%	709.63
62	02/09/15	08:20:00	p.m.	25.07202	28%	709.63
63	02/09/15	08:25:00	p.m.	24.650505	27%	660.81
64	02/09/15	08:30:00	p.m.	24.63597	27%	660.81
65	02/09/15	08:35:00	p.m.	24.89247	28%	709.63
66	02/09/15	08:40:00	p.m.	25.059195	28%	709.63
67	02/09/15	08:45:00	p.m.	25.04808	28%	709.63
68	02/09/15	08:50:00	p.m.	24.5727	27%	660.81
69	02/09/15	08:55:00	p.m.	24.52653	27%	660.81
70	02/09/15	09:00:00	p.m.	24.146055	27%	660.81
71	02/09/15	09:05:00	p.m.	23.892975	27%	660.81
72	02/09/15	09:10:00	p.m.	23.72796	26%	613.48
73	02/09/15	09:15:00	p.m.	23.58945	26%	613.48
74	02/09/15	09:20:00	p.m.	23.61339	26%	613.48
75	02/09/15	09:25:00	p.m.	23.31927	26%	613.48
76	02/09/15	09:30:00	p.m.	23.125185	26%	613.48
77	02/09/15	09:35:00	p.m.	23.07132	26%	613.48
78	02/09/15	09:40:00	p.m.	23.214105	26%	613.48
79	02/09/15	09:45:00	p.m.	23.186745	26%	613.48
80	02/09/15	09:50:00	p.m.	22.83705	25%	567.69
81	02/09/15	09:55:00	p.m.	22.581405	25%	567.69
82	02/09/15	10:00:00	p.m.	22.504455	25%	567.69
83	02/09/15	10:05:00	p.m.	22.489065	25%	567.69
84	02/09/15	10:10:00	p.m.	22.800285	25%	567.69

N°	Fecha	Hora	am/pm	TIRANTE (CM) PUNTO P-22 COLEC. PUENTE PIEDRA	TIRANTE (%)	Q (L/S) PUNTO P-22 COLECTOR PUENTE PIEDRA
85	02/09/15	10:15:00	p.m.	22.649805	25%	567.69
86	02/09/15	10:20:00	p.m.	22.63014	25%	567.69
87	02/09/15	10:25:00	p.m.	22.40784	25%	567.69
88	02/09/15	10:30:00	p.m.	22.049595	24%	523.46
89	02/09/15	10:35:00	p.m.	22.24026	25%	567.69
90	02/09/15	10:40:00	p.m.	22.870395	25%	567.69
91	02/09/15	10:45:00	p.m.	22.97385	26%	613.48
92	02/09/15	10:50:00	p.m.	22.76694	25%	567.69
93	02/09/15	10:55:00	p.m.	22.50018	25%	567.69
94	02/09/15	11:00:00	p.m.	22.343715	25%	567.69
95	02/09/15	11:05:00	p.m.	22.011975	24%	523.46
96	02/09/15	11:10:00	p.m.	21.398085	24%	523.46
97	02/09/15	11:15:00	p.m.	21.073185	23%	480.83
98	02/09/15	11:20:00	p.m.	21.48957	24%	523.46
99	02/09/15	11:25:00	p.m.	21.304035	24%	523.46
100	02/09/15	11:30:00	p.m.	21.26385	24%	523.46
101	02/09/15	11:35:00	p.m.	21.47589	24%	523.46
102	02/09/15	11:40:00	p.m.	21.31515	24%	523.46
103	02/09/15	11:45:00	p.m.	20.979135	23%	480.83
104	02/09/15	11:50:00	p.m.	19.28709	21%	400.53
105	02/09/15	11:55:00	p.m.	18.338895	20%	362.92
106	03/09/15	12:00:00	a.m.	18.34659	20%	362.92
107	03/09/15	12:05:00	a.m.	18.14481	20%	362.92
108	03/09/15	12:10:00	a.m.	17.89515	20%	362.92
109	03/09/15	12:15:00	a.m.	17.588205	20%	362.92
110	03/09/15	12:20:00	a.m.	17.362485	19%	327.04
111	03/09/15	12:25:00	a.m.	17.388135	19%	327.04
112	03/09/15	12:30:00	a.m.	17.538615	19%	327.04
113	03/09/15	12:35:00	a.m.	17.991765	20%	362.92
114	03/09/15	12:40:00	a.m.	17.37018	19%	327.04
115	03/09/15	12:45:00	a.m.	17.02818	19%	327.04
116	03/09/15	12:50:00	a.m.	16.55451	18%	292.93
117	03/09/15	12:55:00	a.m.	15.602895	17%	260.61
118	03/09/15	01:00:00	a.m.	15.060825	17%	260.61
119	03/09/15	01:05:00	a.m.	15.02235	17%	260.61
120	03/09/15	01:10:00	a.m.	14.88555	17%	260.61
121	03/09/15	01:15:00	a.m.	14.72994	16%	230.11
122	03/09/15	01:20:00	a.m.	14.472585	16%	230.11
123	03/09/15	01:25:00	a.m.	14.265675	16%	230.11
124	03/09/15	01:30:00	a.m.	14.380245	16%	230.11
125	03/09/15	01:35:00	a.m.	14.462325	16%	230.11
126	03/09/15	01:40:00	a.m.	14.096385	16%	230.11

N°	Fecha	Hora	am/pm	TIRANTE (CM) PUNTO P-22 COLEC. PUENTE PIEDRA	TIRANTE (%)	Q (L/S) PUNTO P-22 COLECTOR PUENTE PIEDRA
127	03/09/15	01:45:00	a.m.	13.93479	15%	201.45
128	03/09/15	01:50:00	a.m.	13.67658	15%	201.45
129	03/09/15	01:55:00	a.m.	13.396995	15%	201.45
130	03/09/15	02:00:00	a.m.	13.101165	15%	201.45
131	03/09/15	02:05:00	a.m.	13.104585	15%	201.45
132	03/09/15	02:10:00	a.m.	12.960945	14%	174.66
133	03/09/15	02:15:00	a.m.	12.76686	14%	174.66
134	03/09/15	02:20:00	a.m.	12.49326	14%	174.66
135	03/09/15	02:25:00	a.m.	12.413745	14%	174.66
136	03/09/15	02:30:00	a.m.	12.328245	14%	174.66
137	03/09/15	02:35:00	a.m.	12.117915	13%	149.75
138	03/09/15	02:40:00	a.m.	12.025575	13%	149.75
139	03/09/15	02:45:00	a.m.	11.92725	13%	149.75
140	03/09/15	02:50:00	a.m.	11.822085	13%	149.75
141	03/09/15	02:55:00	a.m.	11.825505	13%	149.75
142	03/09/15	03:00:00	a.m.	11.78703	13%	149.75
143	03/09/15	03:05:00	a.m.	11.669895	13%	149.75
144	03/09/15	03:10:00	a.m.	11.751975	13%	149.75
145	03/09/15	03:20:00	a.m.	11.911005	13%	149.75
146	03/09/15	03:25:00	a.m.	11.71692	13%	149.75
147	03/09/15	03:30:00	a.m.	11.8161	13%	149.75
148	03/09/15	03:35:00	a.m.	11.87937	13%	149.75
149	03/09/15	03:40:00	a.m.	11.97171	13%	149.75
150	03/09/15	03:45:00	a.m.	11.847735	13%	149.75
151	03/09/15	03:50:00	a.m.	11.774205	13%	149.75
152	03/09/15	03:55:00	a.m.	11.707515	13%	149.75
153	03/09/15	04:00:00	a.m.	11.61261	13%	149.75
154	03/09/15	04:05:00	a.m.	11.456145	13%	149.75
155	03/09/15	04:10:00	a.m.	11.33901	13%	149.75
156	03/09/15	04:15:00	a.m.	11.297115	13%	149.75
157	03/09/15	04:20:00	a.m.	11.278305	13%	149.75
158	03/09/15	04:25:00	a.m.	11.370645	13%	149.75
159	03/09/15	04:30:00	a.m.	11.500605	13%	149.75
160	03/09/15	04:35:00	a.m.	11.49804	13%	149.75
161	03/09/15	04:40:00	a.m.	11.911005	13%	149.75
162	03/09/15	04:45:00	a.m.	12.076875	13%	149.75
163	03/09/15	04:50:00	a.m.	11.96829	13%	149.75
164	03/09/15	04:55:00	a.m.	11.895615	13%	149.75
165	03/09/15	05:00:00	a.m.	11.958885	13%	149.75
166	03/09/15	05:05:00	a.m.	12.70701	14%	174.66
167	03/09/15	05:10:00	a.m.	12.868605	14%	174.66
168	03/09/15	05:15:00	a.m.	12.5001	14%	174.66

N°	Fecha	Hora	am/pm	TIRANTE (CM) PUNTO P-22 COLEC. PUENTE PIEDRA	TIRANTE (%)	Q (L/S) PUNTO P-22 COLECTOR PUENTE PIEDRA
169	03/09/15	05:20:00	a.m.	12.40092	14%	174.66
170	03/09/15	05:25:00	a.m.	13.02165	14%	174.66
171	03/09/15	05:30:00	a.m.	13.15503	15%	201.45
172	03/09/15	05:35:00	a.m.	12.779685	14%	174.66
173	03/09/15	05:40:00	a.m.	12.40434	14%	174.66
174	03/09/15	05:45:00	a.m.	12.146985	13%	149.75
175	03/09/15	05:50:00	a.m.	12.38553	14%	174.66
176	03/09/15	05:55:00	a.m.	12.598425	14%	174.66
177	03/09/15	06:00:00	a.m.	12.59244	14%	174.66
178	03/09/15	06:05:00	a.m.	12.801915	14%	174.66
179	03/09/15	06:10:00	a.m.	12.897675	14%	174.66
180	03/09/15	06:15:00	a.m.	13.08834	15%	201.45
181	03/09/15	06:20:00	a.m.	13.396995	15%	201.45
182	03/09/15	06:25:00	a.m.	15.41052	17%	260.61
183	03/09/15	06:30:00	a.m.	15.580665	17%	260.61
184	03/09/15	06:35:00	a.m.	16.14582	18%	292.93
185	03/09/15	06:40:00	a.m.	16.80075	19%	327.04
186	03/09/15	06:45:00	a.m.	17.62155	20%	362.92
187	03/09/15	06:50:00	a.m.	18.48852	21%	400.53
188	03/09/15	06:55:00	a.m.	18.92286	21%	400.53
189	03/09/15	07:00:00	a.m.	21.509235	24%	523.46
190	03/09/15	07:05:00	a.m.	21.594735	24%	523.46
191	03/09/15	07:10:00	a.m.	21.4776	24%	523.46
192	03/09/15	07:15:00	a.m.	21.192885	24%	523.46
193	03/09/15	07:20:00	a.m.	21.485295	24%	523.46
194	03/09/15	07:25:00	a.m.	21.461355	24%	523.46
195	03/09/15	07:30:00	a.m.	21.22623	24%	523.46
196	03/09/15	07:35:00	a.m.	21.2211	24%	523.46
197	03/09/15	07:40:00	a.m.	21.15783	24%	523.46
198	03/09/15	07:45:00	a.m.	21.58533	24%	523.46
199	03/09/15	07:50:00	a.m.	22.83705	25%	567.69
200	03/09/15	07:55:00	a.m.	23.50053	26%	613.48
201	03/09/15	08:00:00	a.m.	24.36066	27%	660.81
202	03/09/15	08:05:00	a.m.	24.643665	27%	660.81
203	03/09/15	08:10:00	a.m.	24.877935	28%	709.63
204	03/09/15	08:15:00	a.m.	25.16265	28%	709.63
205	03/09/15	08:20:00	a.m.	24.81552	28%	709.63
206	03/09/15	08:25:00	a.m.	25.083135	28%	709.63
207	03/09/15	08:30:00	a.m.	26.998335	30%	811.58
208	03/09/15	08:35:00	a.m.	27.810585	31%	864.63
209	03/09/15	08:40:00	a.m.	27.796905	31%	864.63
210	03/09/15	08:45:00	a.m.	27.747315	31%	864.63

N°	Fecha	Hora	am/pm	TIRANTE (CM) PUNTO P-22 COLEC. PUENTE PIEDRA	TIRANTE (%)	Q (L/S) PUNTO P-22 COLECTOR PUENTE PIEDRA
211	03/09/15	08:50:00	a.m.	27.52758	31%	864.63
212	03/09/15	08:55:00	a.m.	27.297585	30%	811.58
213	03/09/15	09:00:00	a.m.	27.80289	31%	864.63
214	03/09/15	09:05:00	a.m.	28.02861	31%	864.63
215	03/09/15	09:10:00	a.m.	27.865305	31%	864.63
216	03/09/15	09:15:00	a.m.	28.089315	31%	864.63
217	03/09/15	09:20:00	a.m.	28.17396	31%	864.63
218	03/09/15	09:25:00	a.m.	28.335555	31%	864.63
219	03/09/15	09:30:00	a.m.	28.53477	32%	919.01
220	03/09/15	09:35:00	a.m.	28.337265	31%	864.63
221	03/09/15	09:40:00	a.m.	28.2321	31%	864.63
222	03/09/15	09:45:00	a.m.	28.26459	31%	864.63
223	03/09/15	09:50:00	a.m.	28.198755	31%	864.63
224	03/09/15	09:55:00	a.m.	28.316745	31%	864.63
225	03/09/15	10:00:00	a.m.	28.15173	31%	864.63
226	03/09/15	10:05:00	a.m.	28.087605	31%	864.63
227	03/09/15	10:10:00	a.m.	28.253475	31%	864.63
228	03/09/15	10:15:00	a.m.	28.41849	32%	919.01
229	03/09/15	10:20:00	a.m.	28.503135	32%	919.01
230	03/09/15	10:25:00	a.m.	28.89729	32%	919.01
231	03/09/15	10:30:00	a.m.	29.064015	32%	919.01
232	03/09/15	10:35:00	a.m.	29.274345	33%	974.68
233	03/09/15	10:40:00	a.m.	29.54196	33%	974.68
234	03/09/15	10:45:00	a.m.	29.428245	33%	974.68
235	03/09/15	10:50:00	a.m.	29.382075	33%	974.68
236	03/09/15	10:55:00	a.m.	29.498355	33%	974.68
237	03/09/15	11:00:00	a.m.	29.342745	33%	974.68
238	03/09/15	11:05:00	a.m.	29.074275	32%	919.01
239	03/09/15	11:10:00	a.m.	29.21877	32%	919.01
240	03/09/15	11:15:00	a.m.	29.633445	33%	974.68
241	03/09/15	11:20:00	a.m.	30.120795	33%	974.68
242	03/09/15	11:25:00	a.m.	29.58239	33%	974.68
243	03/09/15	11:30:00	a.m.	29.576405	33%	974.68
244	03/09/15	11:35:00	a.m.	29.94833	33%	974.68
245	03/09/15	11:40:00	a.m.	30.029905	33%	974.68
246	03/09/15	11:45:00	a.m.	29.49171	33%	974.68
247	03/09/15	11:50:00	a.m.	29.531895	33%	974.68
248	03/09/15	11:55:00	a.m.	29.43186	33%	974.68
249	03/09/15	12:00:00	p.m.	29.15142	32%	919.01
250	03/09/15	12:05:00	p.m.	28.965885	32%	919.01
251	03/09/15	12:10:00	p.m.	29.324985	33%	974.68
252	03/09/15	12:15:00	p.m.	29.56866	33%	974.68

N°	Fecha	Hora	am/pm	TIRANTE (CM) PUNTO P-22 COLEC. PUENTE PIEDRA	TIRANTE (%)	Q (L/S) PUNTO P-22 COLECTOR PUENTE PIEDRA
253	03/09/15	12:20:00	p.m.	29.709735	33%	974.68
254	03/09/15	12:25:00	p.m.	29.13774	32%	919.01
255	03/09/15	12:30:00	p.m.	29.237775	32%	919.01
256	03/09/15	12:35:00	p.m.	28.962465	32%	919.01
257	03/09/15	12:40:00	p.m.	30.053845	33%	974.68
258	03/09/15	12:45:00	p.m.	29.720395	33%	974.68
259	03/09/15	12:50:00	p.m.	30.0865	33%	974.68
260	03/09/15	12:55:00	p.m.	29.670455	33%	974.68
261	03/09/15	01:00:00	p.m.	29.572985	33%	974.68
262	03/09/15	01:05:00	p.m.	30.095145	33%	974.68
263	03/09/15	01:10:00	p.m.	29.983995	33%	974.68
264	03/09/15	01:15:00	p.m.	29.45243	33%	974.68
265	03/09/15	01:20:00	p.m.	29.61146	33%	974.68
266	03/09/15	01:25:00	p.m.	29.88506	33%	974.68
267	03/09/15	01:30:00	p.m.	30.071965	33%	974.68
268	03/09/15	01:35:00	p.m.	30.01981	33%	974.68
269	03/09/15	01:40:00	p.m.	29.962865	33%	974.68
270	03/09/15	01:45:00	p.m.	29.61317	33%	974.68
271	03/09/15	01:50:00	p.m.	29.90558	33%	974.68
272	03/09/15	01:55:00	p.m.	29.74997	33%	974.68
273	03/09/15	02:00:00	p.m.	29.4986	33%	974.68
274	03/09/15	02:05:00	p.m.	29.83608	33%	974.68
275	03/09/15	02:10:00	p.m.	29.8737	33%	974.68
276	03/09/15	02:15:00	p.m.	29.961765	33%	974.68
277	03/09/15	02:20:00	p.m.	29.272635	33%	974.68
278	03/09/15	02:25:00	p.m.	28.97253	32%	919.01
279	03/09/15	02:30:00	p.m.	29.505195	33%	974.68
280	03/09/15	02:35:00	p.m.	29.46782	33%	974.68
281	03/09/15	02:40:00	p.m.	29.65421	33%	974.68
282	03/09/15	02:45:00	p.m.	29.602055	33%	974.68
283	03/09/15	02:50:00	p.m.	29.80872	33%	974.68
284	03/09/15	02:55:00	p.m.	29.48724	33%	974.68
285	03/09/15	03:00:00	p.m.	29.37267	33%	974.68
286	03/09/15	03:05:00	p.m.	29.42055	33%	974.68
287	03/09/15	03:10:00	p.m.	29.619765	33%	974.68
288	03/09/15	03:15:00	p.m.	29.21706	32%	919.01
289	03/09/15	03:20:00	p.m.	29.021265	32%	919.01
290	03/09/15	03:25:00	p.m.	28.85283	32%	919.01
291	03/09/15	03:30:00	p.m.	28.682685	32%	919.01
292	03/09/15	03:35:00	p.m.	28.5741	32%	919.01
293	03/09/15	03:40:00	p.m.	28.268865	31%	864.63
294	03/09/15	03:45:00	p.m.	28.11753	31%	864.63

N°	Fecha	Hora	am/pm	TIRANTE (CM) PUNTO P-22 COLEC. PUENTE PIEDRA	TIRANTE (%)	Q (L/S) PUNTO P-22 COLECTOR PUENTE PIEDRA
295	03/09/15	03:50:00	p.m.	28.6938	32%	919.01
296	03/09/15	03:55:00	p.m.	28.937475	32%	919.01
297	03/09/15	04:00:00	p.m.	29.0529	32%	919.01
298	03/09/15	04:05:00	p.m.	29.26836	33%	974.68
299	03/09/15	04:10:00	p.m.	28.92636	32%	919.01
300	03/09/15	04:15:00	p.m.	28.858815	32%	919.01
301	03/09/15	04:20:00	p.m.	28.817775	32%	919.01
302	03/09/15	04:25:00	p.m.	28.94688	32%	919.01
303	03/09/15	04:30:00	p.m.	29.382075	33%	974.68
304	03/09/15	04:35:00	p.m.	29.438505	33%	974.68
305	03/09/15	04:40:00	p.m.	29.638575	33%	974.68
306	03/09/15	04:45:00	p.m.	29.248695	32%	919.01
307	03/09/15	04:50:00	p.m.	29.07684	32%	919.01
308	03/09/15	04:55:00	p.m.	28.8477	32%	919.01
309	03/09/15	05:00:00	p.m.	28.588635	32%	919.01
310	03/09/15	05:05:00	p.m.	28.778445	32%	919.01
311	03/09/15	05:10:00	p.m.	28.930635	32%	919.01
312	03/09/15	05:15:00	p.m.	28.978515	32%	919.01
313	03/09/15	05:20:00	p.m.	29.21193	32%	919.01
314	03/09/15	05:25:00	p.m.	29.347875	33%	974.68
315	03/09/15	05:30:00	p.m.	29.178585	32%	919.01
316	03/09/15	05:35:00	p.m.	28.97253	32%	919.01
317	03/09/15	05:40:00	p.m.	28.67499	32%	919.01
318	03/09/15	05:45:00	p.m.	28.480905	32%	919.01
319	03/09/15	05:50:00	p.m.	28.16883	31%	864.63
320	03/09/15	05:55:00	p.m.	28.30392	31%	864.63
321	03/09/15	06:00:00	p.m.	28.267155	31%	864.63
322	03/09/15	06:05:00	p.m.	28.132065	31%	864.63
323	03/09/15	06:10:00	p.m.	28.17225	31%	864.63
324	03/09/15	06:15:00	p.m.	28.02861	31%	864.63
325	03/09/15	06:20:00	p.m.	28.000395	31%	864.63
326	03/09/15	06:25:00	p.m.	27.85248	31%	864.63
327	03/09/15	06:30:00	p.m.	28.185075	31%	864.63
328	03/09/15	06:35:00	p.m.	28.65276	32%	919.01
329	03/09/15	06:40:00	p.m.	29.065725	32%	919.01
330	03/09/15	06:45:00	p.m.	29.111895	32%	919.01
331	03/09/15	06:50:00	p.m.	28.5741	32%	919.01
332	03/09/15	06:55:00	p.m.	28.63053	32%	919.01
333	03/09/15	07:00:00	p.m.	28.52964	32%	919.01
334	03/09/15	07:05:00	p.m.	28.359495	32%	919.01
335	03/09/15	07:10:00	p.m.	28.135485	31%	864.63
336	03/09/15	07:15:00	p.m.	28.084185	31%	864.63

N°	Fecha	Hora	am/pm	TIRANTE (CM) PUNTO P-22 COLEC. PUENTE PIEDRA	TIRANTE (%)	Q (L/S) PUNTO P-22 COLECTOR PUENTE PIEDRA
337	03/09/15	07:20:00	p.m.	27.836235	31%	864.63
338	03/09/15	07:25:00	p.m.	27.251415	30%	811.58
339	03/09/15	07:30:00	p.m.	27.152235	30%	811.58
340	03/09/15	07:35:00	p.m.	26.89488	30%	811.58
341	03/09/15	07:40:00	p.m.	27.00261	30%	811.58
342	03/09/15	07:45:00	p.m.	26.93934	30%	811.58
343	03/09/15	07:50:00	p.m.	26.384445	29%	759.90
344	03/09/15	07:55:00	p.m.	26.22798	29%	759.90
345	03/09/15	08:00:00	p.m.	26.446005	29%	759.90
346	03/09/15	08:05:00	p.m.	26.39727	29%	759.90
347	03/09/15	08:10:00	p.m.	25.95438	29%	759.90
348	03/09/15	08:15:00	p.m.	25.49952	28%	709.63
349	03/09/15	08:20:00	p.m.	25.21053	28%	709.63
350	03/09/15	08:25:00	p.m.	25.16778	28%	709.63
351	03/09/15	08:30:00	p.m.	24.9831	28%	709.63
352	03/09/15	08:35:00	p.m.	24.99849	28%	709.63
353	03/09/15	08:40:00	p.m.	24.88392	28%	709.63
354	03/09/15	08:45:00	p.m.	24.918975	28%	709.63
355	03/09/15	08:50:00	p.m.	24.79842	28%	709.63
356	03/09/15	08:55:00	p.m.	24.835185	28%	709.63
357	03/09/15	09:00:00	p.m.	24.836895	28%	709.63
358	03/09/15	09:05:00	p.m.	24.63768	27%	660.81
359	03/09/15	09:10:00	p.m.	24.08535	27%	660.81
360	03/09/15	09:15:00	p.m.	23.622795	26%	613.48
361	03/09/15	09:20:00	p.m.	23.718555	26%	613.48
362	03/09/15	09:25:00	p.m.	23.79123	26%	613.48
363	03/09/15	09:30:00	p.m.	23.961375	27%	660.81
364	03/09/15	09:35:00	p.m.	23.641605	26%	613.48
365	03/09/15	09:40:00	p.m.	23.61168	26%	613.48
366	03/09/15	09:45:00	p.m.	23.444955	26%	613.48
367	03/09/15	09:50:00	p.m.	23.256855	26%	613.48
368	03/09/15	09:55:00	p.m.	23.101245	26%	613.48
369	03/09/15	10:00:00	p.m.	22.90716	25%	567.69
370	03/09/15	10:05:00	p.m.	23.60826	26%	613.48
371	03/09/15	10:10:00	p.m.	23.829705	26%	613.48
372	03/09/15	10:15:00	p.m.	24.11955	27%	660.81
373	03/09/15	10:20:00	p.m.	23.82372	26%	613.48
374	03/09/15	10:25:00	p.m.	23.696325	26%	613.48
375	03/09/15	10:30:00	p.m.	23.096115	26%	613.48
376	03/09/15	10:35:00	p.m.	22.783185	25%	567.69
377	03/09/15	10:40:00	p.m.	22.65237	25%	567.69
378	03/09/15	10:45:00	p.m.	22.54293	25%	567.69

N°	Fecha	Hora	am/pm	TIRANTE (CM) PUNTO P-22 COLEC. PUENTE PIEDRA	TIRANTE (%)	Q (L/S) PUNTO P-22 COLECTOR PUENTE PIEDRA
379	03/09/15	10:50:00	p.m.	22.51386	25%	567.69
380	03/09/15	10:55:00	p.m.	22.3839	25%	567.69
381	03/09/15	11:00:00	p.m.	22.24881	25%	567.69
382	03/09/15	11:05:00	p.m.	22.080375	25%	567.69
383	03/09/15	11:10:00	p.m.	22.04532	24%	523.46
384	03/09/15	11:15:00	p.m.	22.03677	24%	523.46
385	03/09/15	11:20:00	p.m.	21.615255	24%	523.46
386	03/09/15	11:25:00	p.m.	20.97486	23%	480.83
387	03/09/15	11:30:00	p.m.	21.33054	24%	523.46
388	03/09/15	11:35:00	p.m.	20.780775	23%	480.83
389	03/09/15	11:40:00	p.m.	20.60208	23%	480.83
390	03/09/15	11:45:00	p.m.	20.546505	23%	480.83
391	03/09/15	11:50:00	p.m.	20.76966	23%	480.83
392	03/09/15	11:55:00	p.m.	21.021885	23%	480.83
393	04/09/15	12:00:00	a.m.	20.727765	23%	480.83
394	04/09/15	12:05:00	a.m.	20.498625	23%	480.83
395	04/09/15	12:10:00	a.m.	20.274615	23%	480.83
396	04/09/15	12:15:00	a.m.	19.1691	21%	400.53
397	04/09/15	12:20:00	a.m.	18.25425	20%	362.92
398	04/09/15	12:25:00	a.m.	18.22005	20%	362.92
399	04/09/15	12:30:00	a.m.	18.364545	20%	362.92
400	04/09/15	12:35:00	a.m.	18.337185	20%	362.92
401	04/09/15	12:40:00	a.m.	18.28503	20%	362.92
402	04/09/15	12:45:00	a.m.	18.28161	20%	362.92
403	04/09/15	12:50:00	a.m.	18.18756	20%	362.92
404	04/09/15	12:55:00	a.m.	17.50869	19%	327.04
405	04/09/15	01:00:00	a.m.	17.037585	19%	327.04
406	04/09/15	01:05:00	a.m.	16.84521	19%	327.04
407	04/09/15	01:10:00	a.m.	16.037235	18%	292.93
408	04/09/15	01:15:00	a.m.	15.52851	17%	260.61
409	04/09/15	01:20:00	a.m.	15.14034	17%	260.61
410	04/09/15	01:25:00	a.m.	15.127515	17%	260.61
411	04/09/15	01:30:00	a.m.	14.650425	16%	230.11
412	04/09/15	01:35:00	a.m.	14.802615	16%	230.11
413	04/09/15	01:40:00	a.m.	14.872725	17%	260.61
414	04/09/15	01:45:00	a.m.	14.672655	16%	230.11
415	04/09/15	01:50:00	a.m.	14.49738	16%	230.11
416	04/09/15	01:55:00	a.m.	13.766355	15%	201.45
417	04/09/15	02:00:00	a.m.	13.149045	15%	201.45
418	04/09/15	02:05:00	a.m.	12.76686	14%	174.66
419	04/09/15	02:10:00	a.m.	12.68136	14%	174.66
420	04/09/15	02:15:00	a.m.	12.56337	14%	174.66

N°	Fecha	Hora	am/pm	TIRANTE (CM) PUNTO P-22 COLEC. PUENTE PIEDRA	TIRANTE (%)	Q (L/S) PUNTO P-22 COLECTOR PUENTE PIEDRA
421	04/09/15	02:20:00	a.m.	12.35988	14%	174.66
422	04/09/15	02:25:00	a.m.	12.26412	14%	174.66
423	04/09/15	02:30:00	a.m.	12.10509	13%	149.75
424	04/09/15	02:35:00	a.m.	11.825505	13%	149.75
425	04/09/15	02:40:00	a.m.	11.94606	13%	149.75
426	04/09/15	02:45:00	a.m.	11.755395	13%	149.75
427	04/09/15	02:50:00	a.m.	11.74599	13%	149.75
428	04/09/15	02:55:00	a.m.	11.784465	13%	149.75
429	04/09/15	03:00:00	a.m.	11.822085	13%	149.75
430	04/09/15	03:05:00	a.m.	11.84175	13%	149.75
431	04/09/15	03:10:00	a.m.	11.895615	13%	149.75
432	04/09/15	03:15:00	a.m.	11.936655	13%	149.75
433	04/09/15	03:20:00	a.m.	11.895615	13%	149.75
434	04/09/15	03:25:00	a.m.	12.13416	13%	149.75
435	04/09/15	03:30:00	a.m.	12.114495	13%	149.75
436	04/09/15	03:35:00	a.m.	11.96829	13%	149.75
437	04/09/15	03:40:00	a.m.	11.83833	13%	149.75
438	04/09/15	03:45:00	a.m.	11.869965	13%	149.75
439	04/09/15	03:50:00	a.m.	11.72718	13%	149.75
440	04/09/15	03:55:00	a.m.	11.53566	13%	149.75
441	04/09/15	04:00:00	a.m.	11.45358	13%	149.75
442	04/09/15	04:05:00	a.m.	11.45016	13%	149.75
443	04/09/15	04:10:00	a.m.	11.88279	13%	149.75
444	04/09/15	04:15:00	a.m.	11.9016	13%	149.75
445	04/09/15	04:20:00	a.m.	11.65707	13%	149.75
446	04/09/15	04:25:00	a.m.	11.73915	13%	149.75
447	04/09/15	04:30:00	a.m.	11.60577	13%	149.75
448	04/09/15	04:35:00	a.m.	11.625435	13%	149.75
449	04/09/15	04:40:00	a.m.	11.522835	13%	149.75
450	04/09/15	04:45:00	a.m.	11.69469	13%	149.75
451	04/09/15	04:50:00	a.m.	11.58354	13%	149.75
452	04/09/15	04:55:00	a.m.	11.51343	13%	149.75
453	04/09/15	05:00:00	a.m.	11.65365	13%	149.75
454	04/09/15	05:05:00	a.m.	11.933235	13%	149.75
455	04/09/15	05:10:00	a.m.	12.143565	13%	149.75
456	04/09/15	05:15:00	a.m.	12.87801	14%	174.66
457	04/09/15	05:20:00	a.m.	12.935295	14%	174.66
458	04/09/15	05:25:00	a.m.	12.54798	14%	174.66
459	04/09/15	05:30:00	a.m.	12.01959	13%	149.75
460	04/09/15	05:35:00	a.m.	11.892195	13%	149.75
461	04/09/15	05:40:00	a.m.	12.31542	14%	174.66
462	04/09/15	05:45:00	a.m.	12.553965	14%	174.66

N°	Fecha	Hora	am/pm	TIRANTE (CM) PUNTO P-22 COLEC. PUENTE PIEDRA	TIRANTE (%)	Q (L/S) PUNTO P-22 COLECTOR PUENTE PIEDRA
463	04/09/15	05:50:00	a.m.	12.524895	14%	174.66
464	04/09/15	05:55:00	a.m.	12.92589	14%	174.66
465	04/09/15	06:00:00	a.m.	12.990015	14%	174.66
466	04/09/15	06:05:00	a.m.	12.945555	14%	174.66
467	04/09/15	06:10:00	a.m.	12.919905	14%	174.66
468	04/09/15	06:15:00	a.m.	13.02165	14%	174.66
469	04/09/15	06:20:00	a.m.	13.142205	15%	201.45
470	04/09/15	06:25:00	a.m.	13.57227	15%	201.45
471	04/09/15	06:30:00	a.m.	14.43753	16%	230.11
472	04/09/15	06:35:00	a.m.	14.61195	16%	230.11
473	04/09/15	06:40:00	a.m.	14.93001	17%	260.61
474	04/09/15	06:45:00	a.m.	15.464385	17%	260.61
475	04/09/15	06:50:00	a.m.	16.57674	18%	292.93
476	04/09/15	06:55:00	a.m.	17.290665	19%	327.04
477	04/09/15	07:00:00	a.m.	17.468505	19%	327.04
478	04/09/15	07:05:00	a.m.	17.75322	20%	362.92
479	04/09/15	07:10:00	a.m.	18.08325	20%	362.92
480	04/09/15	07:15:00	a.m.	18.200385	20%	362.92
481	04/09/15	07:20:00	a.m.	19.299915	21%	400.53
482	04/09/15	07:25:00	a.m.	20.185695	22%	439.85
483	04/09/15	07:30:00	a.m.	20.85174	23%	480.83
484	04/09/15	07:35:00	a.m.	21.249315	24%	523.46
485	04/09/15	07:40:00	a.m.	21.48957	24%	523.46
486	04/09/15	07:45:00	a.m.	22.598505	25%	567.69
487	04/09/15	07:50:00	a.m.	23.279085	26%	613.48
488	04/09/15	07:55:00	a.m.	23.667255	26%	613.48
489	04/09/15	08:00:00	a.m.	23.99985	27%	660.81
490	04/09/15	08:05:00	a.m.	24.61032	27%	660.81
491	04/09/15	08:10:00	a.m.	24.5898	27%	660.81
492	04/09/15	08:15:00	a.m.	24.45642	27%	660.81
493	04/09/15	08:20:00	a.m.	24.607755	27%	660.81
494	04/09/15	08:25:00	a.m.	24.836895	28%	709.63
495	04/09/15	08:30:00	a.m.	24.87195	28%	709.63
496	04/09/15	08:35:00	a.m.	25.129305	28%	709.63
497	04/09/15	08:40:00	a.m.	25.52688	28%	709.63
498	04/09/15	08:45:00	a.m.	26.179245	29%	759.90
499	04/09/15	08:50:00	a.m.	26.93763	30%	811.58
500	04/09/15	08:55:00	a.m.	27.46089	31%	864.63
501	04/09/15	09:00:00	a.m.	27.728505	31%	864.63
502	04/09/15	09:05:00	a.m.	27.677205	31%	864.63
503	04/09/15	09:10:00	a.m.	27.64728	31%	864.63
504	04/09/15	09:15:00	a.m.	27.410445	30%	811.58

N°	Fecha	Hora	am/pm	TIRANTE (CM) PUNTO P-22 COLEC. PUENTE PIEDRA	TIRANTE (%)	Q (L/S) PUNTO P-22 COLECTOR PUENTE PIEDRA
505	04/09/15	09:20:00	a.m.	27.82512	31%	864.63
506	04/09/15	09:25:00	a.m.	28.345815	31%	864.63
507	04/09/15	09:30:00	a.m.	28.78101	32%	919.01
508	04/09/15	09:35:00	a.m.	28.744245	32%	919.01
509	04/09/15	09:40:00	a.m.	28.821195	32%	919.01
510	04/09/15	09:45:00	a.m.	28.94346	32%	919.01
511	04/09/15	09:50:00	a.m.	28.85112	32%	919.01
512	04/09/15	09:55:00	a.m.	28.997325	32%	919.01
513	04/09/15	10:00:00	a.m.	29.05974	32%	919.01
514	04/09/15	10:05:00	a.m.	28.959705	32%	919.01
515	04/09/15	10:10:00	a.m.	29.028105	32%	919.01
516	04/09/15	10:15:00	a.m.	29.21193	32%	919.01
517	04/09/15	10:20:00	a.m.	29.03067	32%	919.01
518	04/09/15	10:25:00	a.m.	28.92294	32%	919.01
519	04/09/15	10:30:00	a.m.	28.78956	32%	919.01
520	04/09/15	10:35:00	a.m.	28.677555	32%	919.01
521	04/09/15	10:40:00	a.m.	28.53135	32%	919.01
522	04/09/15	10:45:00	a.m.	28.728855	32%	919.01
523	04/09/15	10:50:00	a.m.	28.62711	32%	919.01
524	04/09/15	10:55:00	a.m.	28.617705	32%	919.01
525	04/09/15	11:00:00	a.m.	28.448415	32%	919.01
526	04/09/15	11:05:00	a.m.	28.386855	32%	919.01
527	04/09/15	11:10:00	a.m.	28.17225	31%	864.63
528	04/09/15	11:15:00	a.m.	28.10043	31%	864.63
529	04/09/15	11:20:00	a.m.	28.17396	31%	864.63
530	04/09/15	11:25:00	a.m.	28.30734	31%	864.63
531	04/09/15	11:30:00	a.m.	28.315035	31%	864.63
532	04/09/15	11:35:00	a.m.	28.752795	32%	919.01
533	04/09/15	11:40:00	a.m.	28.78956	32%	919.01
534	04/09/15	11:45:00	a.m.	28.744245	32%	919.01
535	04/09/15	11:50:00	a.m.	28.882755	32%	919.01
536	04/09/15	11:55:00	a.m.	28.908405	32%	919.01
537	04/09/15	12:00:00	p.m.	29.074275	32%	919.01
538	04/09/15	12:05:00	p.m.	29.08026	32%	919.01
539	04/09/15	12:10:00	p.m.	29.10249	32%	919.01
540	04/09/15	12:15:00	p.m.	29.091375	32%	919.01
541	04/09/15	12:20:00	p.m.	29.211075	32%	919.01
542	04/09/15	12:25:00	p.m.	29.313675	33%	974.68
543	04/09/15	12:30:00	p.m.	29.09736	32%	919.01
544	04/09/15	12:35:00	p.m.	29.44791	33%	974.68
545	04/09/15	12:40:00	p.m.	29.42739	33%	974.68
546	04/09/15	12:45:00	p.m.	29.3778	33%	974.68

N°	Fecha	Hora	am/pm	TIRANTE (CM) PUNTO P-22 COLEC. PUENTE PIEDRA	TIRANTE (%)	Q (L/S) PUNTO P-22 COLECTOR PUENTE PIEDRA
547	04/09/15	12:50:00	p.m.	29.775375	33%	974.68
548	04/09/15	12:55:00	p.m.	29.45243	33%	974.68
549	04/09/15	01:00:00	p.m.	30.115665	33%	974.68
550	04/09/15	01:05:00	p.m.	30.12507	33%	974.68
551	04/09/15	01:10:00	p.m.	29.855135	33%	974.68
552	04/09/15	01:15:00	p.m.	29.85599	33%	974.68
553	04/09/15	01:20:00	p.m.	30.034685	33%	974.68
554	04/09/15	01:25:00	p.m.	29.90729	33%	974.68
555	04/09/15	01:30:00	p.m.	29.822645	33%	974.68
556	04/09/15	01:35:00	p.m.	29.77391	33%	974.68
557	04/09/15	01:40:00	p.m.	29.718335	33%	974.68
558	04/09/15	01:45:00	p.m.	29.596925	33%	974.68
559	04/09/15	01:50:00	p.m.	29.65421	33%	974.68
560	04/09/15	01:55:00	p.m.	29.88054	33%	974.68
561	04/09/15	02:00:00	p.m.	29.67534	33%	974.68
562	04/09/15	02:05:00	p.m.	29.53512	33%	974.68
563	04/09/15	02:10:00	p.m.	29.50776	33%	974.68
564	04/09/15	02:15:00	p.m.	29.838645	33%	974.68
565	04/09/15	02:20:00	p.m.	29.749725	33%	974.68
566	04/09/15	02:25:00	p.m.	29.542815	33%	974.68
567	04/09/15	02:30:00	p.m.	29.39319	33%	974.68
568	04/09/15	02:35:00	p.m.	29.571885	33%	974.68
569	04/09/15	02:40:00	p.m.	29.701845	33%	974.68
570	04/09/15	02:45:00	p.m.	29.82753	33%	974.68
571	04/09/15	02:50:00	p.m.	29.602055	33%	974.68
572	04/09/15	02:55:00	p.m.	29.70209	33%	974.68
573	04/09/15	03:00:00	p.m.	30.029555	33%	974.68
574	04/09/15	03:05:00	p.m.	30.06256	33%	974.68
575	04/09/15	03:10:00	p.m.	29.77049	33%	974.68
576	04/09/15	03:15:00	p.m.	29.875655	33%	974.68
577	04/09/15	03:20:00	p.m.	29.798705	33%	974.68
578	04/09/15	03:25:00	p.m.	30.06427	33%	974.68
579	04/09/15	03:30:00	p.m.	29.65798	33%	974.68
580	04/09/15	03:35:00	p.m.	30.03896	33%	974.68
581	04/09/15	03:40:00	p.m.	29.72432	33%	974.68
582	04/09/15	03:45:00	p.m.	29.820935	33%	974.68
583	04/09/15	03:50:00	p.m.	29.937215	33%	974.68
584	04/09/15	03:55:00	p.m.	29.373265	33%	974.68
585	04/09/15	04:00:00	p.m.	29.59129	33%	974.68
586	04/09/15	04:05:00	p.m.	29.57077	33%	974.68
587	04/09/15	04:10:00	p.m.	29.63917	33%	974.68
588	04/09/15	04:15:00	p.m.	29.534005	33%	974.68

N°	Fecha	Hora	am/pm	TIRANTE (CM) PUNTO P-22 COLEC. PUENTE PIEDRA	TIRANTE (%)	Q (L/S) PUNTO P-22 COLECTOR PUENTE PIEDRA
589	04/09/15	04:20:00	p.m.	29.781955	33%	974.68
590	04/09/15	04:25:00	p.m.	28.204935	31%	864.63
591	04/09/15	04:30:00	p.m.	29.81324	33%	974.68
592	04/09/15	04:35:00	p.m.	29.85941	33%	974.68
593	04/09/15	04:40:00	p.m.	29.67473	33%	974.68
594	04/09/15	04:45:00	p.m.	29.641385	33%	974.68
595	04/09/15	04:50:00	p.m.	29.547335	33%	974.68
596	04/09/15	04:55:00	p.m.	29.95312	33%	974.68
597	04/09/15	05:00:00	p.m.	30.015535	33%	974.68
598	04/09/15	05:05:00	p.m.	29.90558	33%	974.68
599	04/09/15	05:10:00	p.m.	29.69696	33%	974.68
600	04/09/15	05:15:00	p.m.	29.77391	33%	974.68
601	04/09/15	05:20:00	p.m.	30.104795	33%	974.68
602	04/09/15	05:25:00	p.m.	29.98082	33%	974.68
603	04/09/15	05:30:00	p.m.	29.51741	33%	974.68
604	04/09/15	05:35:00	p.m.	30.072915	33%	974.68
605	04/09/15	05:40:00	p.m.	29.68157	33%	974.68
606	04/09/15	05:45:00	p.m.	29.603765	33%	974.68
607	04/09/15	05:50:00	p.m.	29.90353	33%	974.68
608	04/09/15	05:55:00	p.m.	28.28616	31%	864.63
609	04/09/15	06:00:00	p.m.	28.139955	31%	864.63
610	04/09/15	06:05:00	p.m.	29.889335	33%	974.68
611	04/09/15	06:10:00	p.m.	29.554175	33%	974.68
612	04/09/15	06:15:00	p.m.	29.6354	33%	974.68
613	04/09/15	06:20:00	p.m.	29.916695	33%	974.68
614	04/09/15	06:25:00	p.m.	30.01502	33%	974.68
615	04/09/15	06:30:00	p.m.	29.15182	32%	919.01
616	04/09/15	06:35:00	p.m.	29.665325	33%	974.68
617	04/09/15	06:40:00	p.m.	30.01905	33%	974.68
618	04/09/15	06:45:00	p.m.	30.12336	33%	974.68
619	04/09/15	06:50:00	p.m.	29.843775	33%	974.68
620	04/09/15	06:55:00	p.m.	29.573595	33%	974.68
621	04/09/15	07:00:00	p.m.	29.37096	33%	974.68
622	04/09/15	07:05:00	p.m.	29.229885	32%	919.01
623	04/09/15	07:10:00	p.m.	29.1213	32%	919.01
624	04/09/15	07:15:00	p.m.	28.72116	32%	919.01
625	04/09/15	07:20:00	p.m.	28.540755	32%	919.01
626	04/09/15	07:25:00	p.m.	28.586925	32%	919.01
627	04/09/15	07:30:00	p.m.	28.64763	32%	919.01
628	04/09/15	07:35:00	p.m.	28.4886	32%	919.01
629	04/09/15	07:40:00	p.m.	28.46637	32%	919.01
630	04/09/15	07:45:00	p.m.	28.48689	32%	919.01

N°	Fecha	Hora	am/pm	TIRANTE (CM) PUNTO P-22 COLEC. PUENTE PIEDRA	TIRANTE (%)	Q (L/S) PUNTO P-22 COLECTOR PUENTE PIEDRA
631	04/09/15	07:50:00	p.m.	28.44414	32%	919.01
632	04/09/15	07:55:00	p.m.	28.1466	31%	864.63
633	04/09/15	08:00:00	p.m.	27.340335	30%	811.58
634	04/09/15	08:05:00	p.m.	26.79741	30%	811.58
635	04/09/15	08:10:00	p.m.	26.603325	30%	811.58
636	04/09/15	08:15:00	p.m.	26.225415	29%	759.90
637	04/09/15	08:20:00	p.m.	26.02449	29%	759.90
638	04/09/15	08:25:00	p.m.	25.811595	29%	759.90
639	04/09/15	08:30:00	p.m.	25.75773	29%	759.90
640	04/09/15	08:35:00	p.m.	26.05356	29%	759.90
641	04/09/15	08:40:00	p.m.	26.155305	29%	759.90
642	04/09/15	08:45:00	p.m.	26.039025	29%	759.90
643	04/09/15	08:50:00	p.m.	25.856055	29%	759.90
644	04/09/15	08:55:00	p.m.	25.48071	28%	709.63
645	04/09/15	09:00:00	p.m.	25.3422	28%	709.63
646	04/09/15	09:05:00	p.m.	25.329375	28%	709.63
647	04/09/15	09:10:00	p.m.	25.380675	28%	709.63
648	04/09/15	09:15:00	p.m.	25.360155	28%	709.63
649	04/09/15	09:20:00	p.m.	25.11648	28%	709.63
650	04/09/15	09:25:00	p.m.	25.011315	28%	709.63
651	04/09/15	09:30:00	p.m.	25.019865	28%	709.63
652	04/09/15	09:35:00	p.m.	24.599205	27%	660.81
653	04/09/15	09:40:00	p.m.	24.05115	27%	660.81
654	04/09/15	09:45:00	p.m.	23.827995	26%	613.48
655	04/09/15	09:50:00	p.m.	23.45094	26%	613.48
656	04/09/15	09:55:00	p.m.	23.287635	26%	613.48
657	04/09/15	10:00:00	p.m.	23.096115	26%	613.48
658	04/09/15	10:05:00	p.m.	22.92768	25%	567.69
659	04/09/15	10:10:00	p.m.	23.029425	26%	613.48
660	04/09/15	10:15:00	p.m.	23.01831	26%	613.48
661	04/09/15	10:20:00	p.m.	22.848165	25%	567.69
662	04/09/15	10:25:00	p.m.	22.572855	25%	567.69
663	04/09/15	10:30:00	p.m.	22.15647	25%	567.69
664	04/09/15	10:35:00	p.m.	21.690495	24%	523.46
665	04/09/15	10:40:00	p.m.	21.327975	24%	523.46
666	04/09/15	10:45:00	p.m.	21.42801	24%	523.46
667	04/09/15	10:50:00	p.m.	21.38184	24%	523.46
668	04/09/15	10:55:00	p.m.	21.38013	24%	523.46
669	04/09/15	11:00:00	p.m.	21.757185	24%	523.46
670	04/09/15	11:05:00	p.m.	21.480165	24%	523.46
671	04/09/15	11:10:00	p.m.	21.27069	24%	523.46
672	04/09/15	11:15:00	p.m.	21.05865	23%	480.83

N°	Fecha	Hora	am/pm	TIRANTE (CM) PUNTO P-22 COLEC. PUENTE PIEDRA	TIRANTE (%)	Q (L/S) PUNTO P-22 COLECTOR PUENTE PIEDRA
673	04/09/15	11:20:00	p.m.	21.13047	23%	480.83
674	04/09/15	11:25:00	p.m.	20.871405	23%	480.83
675	04/09/15	11:30:00	p.m.	20.01555	22%	439.85
676	04/09/15	11:35:00	p.m.	18.85617	21%	400.53
677	04/09/15	11:40:00	p.m.	18.795465	21%	400.53
678	04/09/15	11:45:00	p.m.	18.727065	21%	400.53
679	04/09/15	11:50:00	p.m.	18.71424	21%	400.53
680	04/09/15	11:55:00	p.m.	18.701415	21%	400.53
681	05/09/15	12:00:00	a.m.	18.638145	21%	400.53
682	05/09/15	12:05:00	a.m.	18.69714	21%	400.53
683	05/09/15	12:10:00	a.m.	18.53811	21%	400.53
684	05/09/15	12:15:00	a.m.	18.34659	20%	362.92
685	05/09/15	12:20:00	a.m.	18.39276	20%	362.92
686	05/09/15	12:25:00	a.m.	18.05931	20%	362.92
687	05/09/15	12:30:00	a.m.	17.675415	20%	362.92
688	05/09/15	12:35:00	a.m.	17.653185	20%	362.92
689	05/09/15	12:40:00	a.m.	17.627535	20%	362.92
690	05/09/15	12:45:00	a.m.	17.3736	19%	327.04
691	05/09/15	12:50:00	a.m.	17.135055	19%	327.04
692	05/09/15	12:55:00	a.m.	17.429175	19%	327.04
693	05/09/15	01:00:00	a.m.	17.675415	20%	362.92
694	05/09/15	01:05:00	a.m.	17.495865	19%	327.04
695	05/09/15	01:10:00	a.m.	17.454825	19%	327.04
696	05/09/15	01:15:00	a.m.	16.84521	19%	327.04
697	05/09/15	01:20:00	a.m.	16.608375	18%	292.93
698	05/09/15	01:25:00	a.m.	16.4844	18%	292.93
699	05/09/15	01:30:00	a.m.	16.51005	18%	292.93
700	05/09/15	01:35:00	a.m.	16.447635	18%	292.93
701	05/09/15	01:40:00	a.m.	16.52373	18%	292.93
702	05/09/15	01:45:00	a.m.	15.852555	18%	292.93
703	05/09/15	01:50:00	a.m.	15.194205	17%	260.61
704	05/09/15	01:55:00	a.m.	14.8599	17%	260.61
705	05/09/15	02:00:00	a.m.	14.949675	17%	260.61
706	05/09/15	02:05:00	a.m.	15.2703	17%	260.61
707	05/09/15	02:10:00	a.m.	14.97789	17%	260.61
708	05/09/15	02:15:00	a.m.	14.764995	16%	230.11
709	05/09/15	02:20:00	a.m.	14.176755	16%	230.11
710	05/09/15	02:25:00	a.m.	13.581675	15%	201.45
711	05/09/15	02:30:00	a.m.	13.167855	15%	201.45
712	05/09/15	02:35:00	a.m.	13.186665	15%	201.45
713	05/09/15	02:40:00	a.m.	13.094325	15%	201.45
714	05/09/15	02:45:00	a.m.	12.913065	14%	174.66

N°	Fecha	Hora	am/pm	TIRANTE (CM) PUNTO P-22 COLEC. PUENTE PIEDRA	TIRANTE (%)	Q (L/S) PUNTO P-22 COLECTOR PUENTE PIEDRA
715	05/09/15	02:50:00	a.m.	12.716415	14%	174.66
716	05/09/15	02:55:00	a.m.	12.617235	14%	174.66
717	05/09/15	03:00:00	a.m.	12.639465	14%	174.66
718	05/09/15	03:05:00	a.m.	12.63348	14%	174.66
719	05/09/15	03:10:00	a.m.	12.531735	14%	174.66
720	05/09/15	03:15:00	a.m.	12.413745	14%	174.66
721	05/09/15	03:20:00	a.m.	12.169215	14%	174.66
722	05/09/15	03:25:00	a.m.	12.003345	13%	149.75
723	05/09/15	03:30:00	a.m.	11.99736	13%	149.75
724	05/09/15	03:35:00	a.m.	11.917845	13%	149.75
725	05/09/15	03:40:00	a.m.	11.83491	13%	149.75
726	05/09/15	03:45:00	a.m.	11.74599	13%	149.75
727	05/09/15	03:50:00	a.m.	11.77164	13%	149.75
728	05/09/15	03:55:00	a.m.	11.707515	13%	149.75
729	05/09/15	04:00:00	a.m.	11.6793	13%	149.75
730	05/09/15	04:05:00	a.m.	11.622015	13%	149.75
731	05/09/15	04:10:00	a.m.	11.71692	13%	149.75
732	05/09/15	04:15:00	a.m.	11.921265	13%	149.75
733	05/09/15	04:20:00	a.m.	12.299175	14%	174.66
734	05/09/15	04:25:00	a.m.	12.44538	14%	174.66
735	05/09/15	04:30:00	a.m.	12.576195	14%	174.66
736	05/09/15	04:35:00	a.m.	12.26412	14%	174.66
737	05/09/15	04:40:00	a.m.	12.146985	13%	149.75
738	05/09/15	04:45:00	a.m.	12.29661	14%	174.66
739	05/09/15	04:50:00	a.m.	12.13416	13%	149.75
740	05/09/15	04:55:00	a.m.	12.080295	13%	149.75
741	05/09/15	05:00:00	a.m.	11.844315	13%	149.75
742	05/09/15	05:05:00	a.m.	11.83491	13%	149.75
743	05/09/15	05:10:00	a.m.	11.92383	13%	149.75
744	05/09/15	05:15:00	a.m.	12.26754	14%	174.66
745	05/09/15	05:20:00	a.m.	12.945555	14%	174.66
746	05/09/15	05:25:00	a.m.	12.97377	14%	174.66
747	05/09/15	05:30:00	a.m.	12.897675	14%	174.66
748	05/09/15	05:35:00	a.m.	12.38553	14%	174.66
749	05/09/15	05:40:00	a.m.	12.88827	14%	174.66
750	05/09/15	05:45:00	a.m.	12.967785	14%	174.66
751	05/09/15	05:50:00	a.m.	12.624075	14%	174.66
752	05/09/15	05:55:00	a.m.	12.509505	14%	174.66
753	05/09/15	06:00:00	a.m.	13.72446	15%	201.45
754	05/09/15	06:05:00	a.m.	14.236605	16%	230.11
755	05/09/15	06:10:00	a.m.	14.876145	17%	260.61
756	05/09/15	06:15:00	a.m.	14.8257	16%	230.11

N°	Fecha	Hora	am/pm	TIRANTE (CM) PUNTO P-22 COLEC. PUENTE PIEDRA	TIRANTE (%)	Q (L/S) PUNTO P-22 COLECTOR PUENTE PIEDRA
757	05/09/15	06:20:00	a.m.	14.49738	16%	230.11
758	05/09/15	06:25:00	a.m.	14.17932	16%	230.11
759	05/09/15	06:30:00	a.m.	15.84144	18%	292.93
760	05/09/15	06:35:00	a.m.	17.241075	19%	327.04
761	05/09/15	06:40:00	a.m.	17.721585	20%	362.92
762	05/09/15	06:45:00	a.m.	17.092305	19%	327.04
763	05/09/15	06:50:00	a.m.	16.399755	18%	292.93
764	05/09/15	06:55:00	a.m.	16.466445	18%	292.93
765	05/09/15	07:00:00	a.m.	16.035525	18%	292.93
766	05/09/15	07:05:00	a.m.	16.32537	18%	292.93
767	05/09/15	07:10:00	a.m.	16.288605	18%	292.93
768	05/09/15	07:15:00	a.m.	16.34247	18%	292.93
769	05/09/15	07:20:00	a.m.	17.14275	19%	327.04
770	05/09/15	07:25:00	a.m.	18.42183	20%	362.92
771	05/09/15	07:30:00	a.m.	18.64755	21%	400.53
772	05/09/15	07:35:00	a.m.	19.23579	21%	400.53
773	05/09/15	07:40:00	a.m.	19.60857	22%	439.85
774	05/09/15	07:45:00	a.m.	20.570445	23%	480.83
775	05/09/15	07:50:00	a.m.	21.45366	24%	523.46
776	05/09/15	07:55:00	a.m.	21.623805	24%	523.46
777	05/09/15	08:00:00	a.m.	22.44717	25%	567.69
778	05/09/15	08:05:00	a.m.	22.603635	25%	567.69
779	05/09/15	08:10:00	a.m.	23.051655	26%	613.48
780	05/09/15	08:15:00	a.m.	23.444955	26%	613.48
781	05/09/15	08:20:00	a.m.	23.443245	26%	613.48
782	05/09/15	08:25:00	a.m.	23.742495	26%	613.48
783	05/09/15	08:30:00	a.m.	24.472665	27%	660.81
784	05/09/15	08:35:00	a.m.	24.830055	28%	709.63
785	05/09/15	08:40:00	a.m.	25.009605	28%	709.63
786	05/09/15	08:45:00	a.m.	25.38837	28%	709.63
787	05/09/15	08:50:00	a.m.	25.584165	28%	709.63
788	05/09/15	08:55:00	a.m.	25.854345	29%	759.90
789	05/09/15	09:00:00	a.m.	26.244225	29%	759.90
790	05/09/15	09:05:00	a.m.	26.37333	29%	759.90
791	05/09/15	09:10:00	a.m.	26.18523	29%	759.90
792	05/09/15	09:15:00	a.m.	26.307495	29%	759.90
793	05/09/15	09:20:00	a.m.	27.35316	30%	811.58
794	05/09/15	09:25:00	a.m.	27.62505	31%	864.63
795	05/09/15	09:30:00	a.m.	27.860175	31%	864.63
796	05/09/15	09:35:00	a.m.	28.10385	31%	864.63
797	05/09/15	09:40:00	a.m.	28.26117	31%	864.63
798	05/09/15	09:45:00	a.m.	28.32957	31%	864.63

N°	Fecha	Hora	am/pm	TIRANTE (CM) PUNTO P-22 COLEC. PUENTE PIEDRA	TIRANTE (%)	Q (L/S) PUNTO P-22 COLECTOR PUENTE PIEDRA
799	05/09/15	09:50:00	a.m.	28.19448	31%	864.63
800	05/09/15	09:55:00	a.m.	28.42533	32%	919.01
801	05/09/15	10:00:00	a.m.	28.80153	32%	919.01
802	05/09/15	10:05:00	a.m.	28.935765	32%	919.01
803	05/09/15	10:10:00	a.m.	28.94688	32%	919.01
804	05/09/15	10:15:00	a.m.	28.94175	32%	919.01
805	05/09/15	10:20:00	a.m.	28.85283	32%	919.01
806	05/09/15	10:25:00	a.m.	28.89729	32%	919.01
807	05/09/15	10:30:00	a.m.	29.07684	32%	919.01
808	05/09/15	10:35:00	a.m.	29.14695	32%	919.01
809	05/09/15	10:40:00	a.m.	29.37267	33%	974.68
810	05/09/15	10:45:00	a.m.	29.660805	33%	974.68
811	05/09/15	10:50:00	a.m.	29.57787	33%	974.68
812	05/09/15	10:55:00	a.m.	29.74545	33%	974.68
813	05/09/15	11:00:00	a.m.	29.893365	33%	974.68
814	05/09/15	11:05:00	a.m.	29.640285	33%	974.68
815	05/09/15	11:10:00	a.m.	29.481255	33%	974.68
816	05/09/15	11:15:00	a.m.	29.635155	33%	974.68
817	05/09/15	11:20:00	a.m.	29.74545	33%	974.68
818	05/09/15	11:25:00	a.m.	29.9421	33%	974.68
819	05/09/15	11:30:00	a.m.	29.489195	33%	974.68
820	05/09/15	11:35:00	a.m.	29.81837	33%	974.68
821	05/09/15	11:40:00	a.m.	30.0789	33%	974.68
822	05/09/15	11:45:00	a.m.	29.88506	33%	974.68
823	05/09/15	11:50:00	a.m.	30.142415	33%	974.68
824	05/09/15	11:55:00	a.m.	29.378395	33%	974.68
825	05/09/15	12:00:00	p.m.	29.7298	33%	974.68
826	05/09/15	12:05:00	p.m.	30.07351	33%	974.68
827	05/09/15	12:10:00	p.m.	30.04615	33%	974.68
828	05/09/15	12:15:00	p.m.	29.694745	33%	974.68
829	05/09/15	12:20:00	p.m.	29.22022	32%	919.01
830	05/09/15	12:25:00	p.m.	29.43055	33%	974.68
831	05/09/15	12:30:00	p.m.	29.783665	33%	974.68
832	05/09/15	12:35:00	p.m.	30.105145	33%	974.68
833	05/09/15	12:40:00	p.m.	29.01462	32%	919.01
834	05/09/15	12:45:00	p.m.	29.010345	32%	919.01
835	05/09/15	12:50:00	p.m.	30.13678	33%	974.68
836	05/09/15	12:55:00	p.m.	29.698165	33%	974.68
837	05/09/15	01:00:00	p.m.	29.75374	33%	974.68
838	05/09/15	01:05:00	p.m.	29.8837	33%	974.68
839	05/09/15	01:10:00	p.m.	30.0205	33%	974.68
840	05/09/15	01:15:00	p.m.	30.144475	33%	974.68

N°	Fecha	Hora	am/pm	TIRANTE (CM) PUNTO P-22 COLEC. PUENTE PIEDRA	TIRANTE (%)	Q (L/S) PUNTO P-22 COLECTOR PUENTE PIEDRA
841	05/09/15	01:20:00	p.m.	29.35662	33%	974.68
842	05/09/15	01:25:00	p.m.	29.648175	33%	974.68
843	05/09/15	01:30:00	p.m.	29.851665	33%	974.68
844	05/09/15	01:35:00	p.m.	30.13467	33%	974.68
845	05/09/15	01:40:00	p.m.	29.902355	33%	974.68
846	05/09/15	01:45:00	p.m.	29.830535	33%	974.68
847	05/09/15	01:50:00	p.m.	29.839085	33%	974.68
848	05/09/15	01:55:00	p.m.	29.760425	33%	974.68
849	05/09/15	02:00:00	p.m.	29.693735	33%	974.68
850	05/09/15	02:05:00	p.m.	30.04404	33%	974.68
851	05/09/15	02:10:00	p.m.	30.027795	33%	974.68
852	05/09/15	02:15:00	p.m.	30.06627	33%	974.68
853	05/09/15	02:20:00	p.m.	30.04746	33%	974.68
854	05/09/15	02:25:00	p.m.	29.75334	33%	974.68
855	05/09/15	02:30:00	p.m.	29.602005	33%	974.68
856	05/09/15	02:35:00	p.m.	29.851665	33%	974.68
857	05/09/15	02:40:00	p.m.	29.50136	33%	974.68
858	05/09/15	02:45:00	p.m.	29.61764	33%	974.68
859	05/09/15	02:50:00	p.m.	29.762135	33%	974.68
860	05/09/15	02:55:00	p.m.	29.80574	33%	974.68
861	05/09/15	03:00:00	p.m.	29.82113	33%	974.68
862	05/09/15	03:05:00	p.m.	29.633885	33%	974.68
863	05/09/15	03:10:00	p.m.	29.52701	33%	974.68
864	05/09/15	03:15:00	p.m.	29.870475	33%	974.68
865	05/09/15	03:20:00	p.m.	29.53788	33%	974.68
866	05/09/15	03:25:00	p.m.	28.90176	32%	919.01
867	05/09/15	03:30:00	p.m.	30.077785	33%	974.68
868	05/09/15	03:35:00	p.m.	29.8837	33%	974.68
869	05/09/15	03:40:00	p.m.	29.47843	33%	974.68
870	05/09/15	03:45:00	p.m.	29.81359	33%	974.68
871	05/09/15	03:50:00	p.m.	29.138595	32%	919.01
872	05/09/15	03:55:00	p.m.	29.256585	33%	974.68
873	05/09/15	04:00:00	p.m.	29.234355	32%	919.01
874	05/09/15	04:05:00	p.m.	29.04711	32%	919.01
875	05/09/15	04:10:00	p.m.	29.217655	32%	919.01
876	05/09/15	04:15:00	p.m.	30.094535	33%	974.68
877	05/09/15	04:20:00	p.m.	30.01502	33%	974.68
878	05/09/15	04:25:00	p.m.	29.231335	32%	919.01
879	05/09/15	04:30:00	p.m.	29.619505	33%	974.68
880	05/09/15	04:35:00	p.m.	29.761435	33%	974.68
881	05/09/15	04:40:00	p.m.	29.967995	33%	974.68
882	05/09/15	04:45:00	p.m.	29.961155	33%	974.68

N°	Fecha	Hora	am/pm	TIRANTE (CM) PUNTO P-22 COLEC. PUENTE PIEDRA	TIRANTE (%)	Q (L/S) PUNTO P-22 COLECTOR PUENTE PIEDRA
883	05/09/15	04:50:00	p.m.	30.00134	33%	974.68
884	05/09/15	04:55:00	p.m.	27.868065	31%	864.63
885	05/09/15	05:00:00	p.m.	29.38267	33%	974.68
886	05/09/15	05:05:00	p.m.	29.61694	33%	974.68
887	05/09/15	05:10:00	p.m.	29.61694	33%	974.68
888	05/09/15	05:15:00	p.m.	30.077435	33%	974.68
889	05/09/15	05:20:00	p.m.	30.02528	33%	974.68
890	05/09/15	05:25:00	p.m.	29.778185	33%	974.68
891	05/09/15	05:30:00	p.m.	30.025035	33%	974.68
892	05/09/15	05:35:00	p.m.	30.136185	33%	974.68
893	05/09/15	05:40:00	p.m.	29.92671	33%	974.68
894	05/09/15	05:45:00	p.m.	29.70099	33%	974.68
895	05/09/15	05:50:00	p.m.	29.524005	33%	974.68
896	05/09/15	05:55:00	p.m.	29.501775	33%	974.68
897	05/09/15	06:00:00	p.m.	29.479545	33%	974.68
898	05/09/15	06:05:00	p.m.	29.53512	33%	974.68
899	05/09/15	06:10:00	p.m.	29.22219	32%	919.01
900	05/09/15	06:15:00	p.m.	29.14866	32%	919.01
901	05/09/15	06:20:00	p.m.	29.19141	32%	919.01
902	05/09/15	06:25:00	p.m.	29.1726	32%	919.01
903	05/09/15	06:30:00	p.m.	28.99305	32%	919.01
904	05/09/15	06:35:00	p.m.	29.08539	32%	919.01
905	05/09/15	06:40:00	p.m.	29.176875	32%	919.01
906	05/09/15	06:45:00	p.m.	29.33163	33%	974.68
907	05/09/15	06:50:00	p.m.	29.37609	33%	974.68
908	05/09/15	06:55:00	p.m.	29.34873	33%	974.68
909	05/09/15	07:00:00	p.m.	29.10249	32%	919.01
910	05/09/15	07:05:00	p.m.	29.209365	32%	919.01
911	05/09/15	07:10:00	p.m.	29.15037	32%	919.01
912	05/09/15	07:15:00	p.m.	28.999035	32%	919.01
913	05/09/15	07:20:00	p.m.	28.899	32%	919.01
914	05/09/15	07:25:00	p.m.	28.904985	32%	919.01
915	05/09/15	07:30:00	p.m.	28.790415	32%	919.01
916	05/09/15	07:35:00	p.m.	28.7622	32%	919.01
917	05/09/15	07:40:00	p.m.	28.85454	32%	919.01
918	05/09/15	07:45:00	p.m.	28.814355	32%	919.01
919	05/09/15	07:50:00	p.m.	28.67328	32%	919.01
920	05/09/15	07:55:00	p.m.	28.71432	32%	919.01
921	05/09/15	08:00:00	p.m.	28.573245	32%	919.01
922	05/09/15	08:05:00	p.m.	28.639935	32%	919.01
923	05/09/15	08:10:00	p.m.	28.62369	32%	919.01
924	05/09/15	08:15:00	p.m.	28.39455	32%	919.01

N°	Fecha	Hora	am/pm	TIRANTE (CM) PUNTO P-22 COLEC. PUENTE PIEDRA	TIRANTE (%)	Q (L/S) PUNTO P-22 COLECTOR PUENTE PIEDRA
925	05/09/15	08:20:00	p.m.	28.116675	31%	864.63
926	05/09/15	08:25:00	p.m.	27.591705	31%	864.63
927	05/09/15	08:30:00	p.m.	27.198405	30%	811.58
928	05/09/15	08:35:00	p.m.	26.78202	30%	811.58
929	05/09/15	08:40:00	p.m.	26.695665	30%	811.58
930	05/09/15	08:45:00	p.m.	26.505	29%	759.90
931	05/09/15	08:50:00	p.m.	26.07921	29%	759.90
932	05/09/15	08:55:00	p.m.	25.808175	29%	759.90
933	05/09/15	09:00:00	p.m.	25.65855	29%	759.90
934	05/09/15	09:05:00	p.m.	25.380675	28%	709.63
935	05/09/15	09:10:00	p.m.	25.23618	28%	709.63
936	05/09/15	09:15:00	p.m.	24.99849	28%	709.63
937	05/09/15	09:20:00	p.m.	24.671025	27%	660.81
938	05/09/15	09:25:00	p.m.	24.084495	27%	660.81
939	05/09/15	09:30:00	p.m.	23.629635	26%	613.48
940	05/09/15	09:35:00	p.m.	23.38425	26%	613.48
941	05/09/15	09:40:00	p.m.	23.31414	26%	613.48
942	05/09/15	09:45:00	p.m.	23.13972	26%	613.48
943	05/09/15	09:50:00	p.m.	23.13288	26%	613.48
944	05/09/15	09:55:00	p.m.	23.18076	26%	613.48
945	05/09/15	10:00:00	p.m.	23.212395	26%	613.48
946	05/09/15	10:05:00	p.m.	23.027715	26%	613.48
947	05/09/15	10:10:00	p.m.	22.65066	25%	567.69
948	05/09/15	10:15:00	p.m.	22.08636	25%	567.69
949	05/09/15	10:20:00	p.m.	21.88458	24%	523.46
950	05/09/15	10:25:00	p.m.	21.60414	24%	523.46
951	05/09/15	10:30:00	p.m.	21.557115	24%	523.46
952	05/09/15	10:35:00	p.m.	21.480165	24%	523.46
953	05/09/15	10:40:00	p.m.	21.389535	24%	523.46
954	05/09/15	10:45:00	p.m.	21.625515	24%	523.46
955	05/09/15	10:50:00	p.m.	21.67425	24%	523.46
956	05/09/15	10:55:00	p.m.	21.760605	24%	523.46
957	05/09/15	11:00:00	p.m.	21.829005	24%	523.46
958	05/09/15	11:05:00	p.m.	21.62808	24%	523.46
959	05/09/15	11:10:00	p.m.	21.637485	24%	523.46
960	05/09/15	11:15:00	p.m.	21.45366	24%	523.46
961	05/09/15	11:20:00	p.m.	21.83499	24%	523.46
962	05/09/15	11:25:00	p.m.	21.459645	24%	523.46
963	05/09/15	11:30:00	p.m.	21.485295	24%	523.46
964	05/09/15	11:35:00	p.m.	21.13047	23%	480.83
965	05/09/15	11:40:00	p.m.	19.92492	22%	439.85
966	05/09/15	11:45:00	p.m.	19.33497	21%	400.53

N°	Fecha	Hora	am/pm	TIRANTE (CM) PUNTO P-22 COLEC. PUENTE PIEDRA	TIRANTE (%)	Q (L/S) PUNTO P-22 COLECTOR PUENTE PIEDRA
967	05/09/15	11:50:00	p.m.	19.936035	22%	439.85
968	05/09/15	11:55:00	p.m.	19.19133	21%	400.53
969	06/09/15	12:00:00	a.m.	19.19817	21%	400.53
970	06/09/15	12:05:00	a.m.	18.997245	21%	400.53
971	06/09/15	12:10:00	a.m.	18.71937	21%	400.53
972	06/09/15	12:15:00	a.m.	18.78948	21%	400.53
973	06/09/15	12:20:00	a.m.	18.680895	21%	400.53
974	06/09/15	12:25:00	a.m.	18.682605	21%	400.53
975	06/09/15	12:30:00	a.m.	18.20808	20%	362.92
976	06/09/15	12:35:00	a.m.	18.16875	20%	362.92
977	06/09/15	12:40:00	a.m.	17.866935	20%	362.92
978	06/09/15	12:45:00	a.m.	17.44029	19%	327.04
979	06/09/15	12:50:00	a.m.	18.253395	20%	362.92
980	06/09/15	12:55:00	a.m.	18.7416	21%	400.53
981	06/09/15	01:00:00	a.m.	18.504765	21%	400.53
982	06/09/15	01:05:00	a.m.	17.98749	20%	362.92
983	06/09/15	01:10:00	a.m.	17.53092	19%	327.04
984	06/09/15	01:15:00	a.m.	17.66772	20%	362.92
985	06/09/15	01:20:00	a.m.	17.84556	20%	362.92
986	06/09/15	01:25:00	a.m.	17.34795	19%	327.04
987	06/09/15	01:30:00	a.m.	17.427465	19%	327.04
988	06/09/15	01:35:00	a.m.	17.287245	19%	327.04
989	06/09/15	01:40:00	a.m.	16.952085	19%	327.04
990	06/09/15	01:45:00	a.m.	16.864875	19%	327.04
991	06/09/15	01:50:00	a.m.	16.5528	18%	292.93
992	06/09/15	01:55:00	a.m.	15.832035	18%	292.93
993	06/09/15	02:00:00	a.m.	15.372045	17%	260.61
994	06/09/15	02:05:00	a.m.	15.32502	17%	260.61
995	06/09/15	02:10:00	a.m.	15.308775	17%	260.61
996	06/09/15	02:15:00	a.m.	15.486615	17%	260.61
997	06/09/15	02:20:00	a.m.	15.77475	18%	292.93
998	06/09/15	02:25:00	a.m.	15.919245	18%	292.93
999	06/09/15	02:30:00	a.m.	15.835455	18%	292.93
1000	06/09/15	02:35:00	a.m.	15.693525	17%	260.61
1001	06/09/15	02:40:00	a.m.	15.72858	17%	260.61
1002	06/09/15	02:45:00	a.m.	15.80211	18%	292.93
1003	06/09/15	02:50:00	a.m.	15.56784	17%	260.61
1004	06/09/15	02:55:00	a.m.	15.47721	17%	260.61
1005	06/09/15	03:00:00	a.m.	15.349815	17%	260.61
1006	06/09/15	03:05:00	a.m.	15.36264	17%	260.61
1007	06/09/15	03:10:00	a.m.	15.372045	17%	260.61
1008	06/09/15	03:15:00	a.m.	15.452415	17%	260.61

N°	Fecha	Hora	am/pm	TIRANTE (CM) PUNTO P-22 COLEC. PUENTE PIEDRA	TIRANTE (%)	Q (L/S) PUNTO P-22 COLECTOR PUENTE PIEDRA
1009	06/09/15	03:20:00	a.m.	15.12153	17%	260.61
1010	06/09/15	03:25:00	a.m.	14.694885	16%	230.11
1011	06/09/15	03:30:00	a.m.	15.060825	17%	260.61
1012	06/09/15	03:35:00	a.m.	15.676425	17%	260.61
1013	06/09/15	03:40:00	a.m.	15.29595	17%	260.61
1014	06/09/15	03:45:00	a.m.	15.36606	17%	260.61
1015	06/09/15	03:50:00	a.m.	15.23268	17%	260.61
1016	06/09/15	03:55:00	a.m.	14.882985	17%	260.61
1017	06/09/15	04:00:00	a.m.	15.27714	17%	260.61
1018	06/09/15	04:05:00	a.m.	15.556725	17%	260.61
1019	06/09/15	04:10:00	a.m.	15.715755	17%	260.61
1020	06/09/15	04:15:00	a.m.	15.401115	17%	260.61
1021	06/09/15	04:20:00	a.m.	14.602545	16%	230.11
1022	06/09/15	04:25:00	a.m.	13.718475	15%	201.45
1023	06/09/15	04:30:00	a.m.	14.0904	16%	230.11
1024	06/09/15	04:35:00	a.m.	14.465745	16%	230.11
1025	06/09/15	04:40:00	a.m.	14.517045	16%	230.11
1026	06/09/15	04:45:00	a.m.	14.325525	16%	230.11
1027	06/09/15	04:50:00	a.m.	13.756095	15%	201.45
1028	06/09/15	04:55:00	a.m.	14.61195	16%	230.11
1029	06/09/15	05:00:00	a.m.	14.9112	17%	260.61
1030	06/09/15	05:05:00	a.m.	14.325525	16%	230.11
1031	06/09/15	05:10:00	a.m.	13.88349	15%	201.45
1032	06/09/15	05:15:00	a.m.	13.42521	15%	201.45
1033	06/09/15	05:20:00	a.m.	13.626135	15%	201.45
1034	06/09/15	05:25:00	a.m.	14.20497	16%	230.11
1035	06/09/15	05:30:00	a.m.	15.11811	17%	260.61
1036	06/09/15	05:35:00	a.m.	15.219855	17%	260.61
1037	06/09/15	05:40:00	a.m.	14.93685	17%	260.61
1038	06/09/15	05:45:00	a.m.	14.36742	16%	230.11
1039	06/09/15	05:50:00	a.m.	14.20497	16%	230.11
1040	06/09/15	05:55:00	a.m.	14.84109	16%	230.11
1041	06/09/15	06:00:00	a.m.	15.02577	17%	260.61
1042	06/09/15	06:05:00	a.m.	14.79321	16%	230.11
1043	06/09/15	06:10:00	a.m.	15.057405	17%	260.61
1044	06/09/15	06:15:00	a.m.	15.490035	17%	260.61
1045	06/09/15	06:20:00	a.m.	15.625125	17%	260.61
1046	06/09/15	06:25:00	a.m.	16.490385	18%	292.93
1047	06/09/15	06:30:00	a.m.	16.50663	18%	292.93
1048	06/09/15	06:35:00	a.m.	16.36983	18%	292.93
1049	06/09/15	06:40:00	a.m.	16.192845	18%	292.93
1050	06/09/15	06:45:00	a.m.	16.32537	18%	292.93

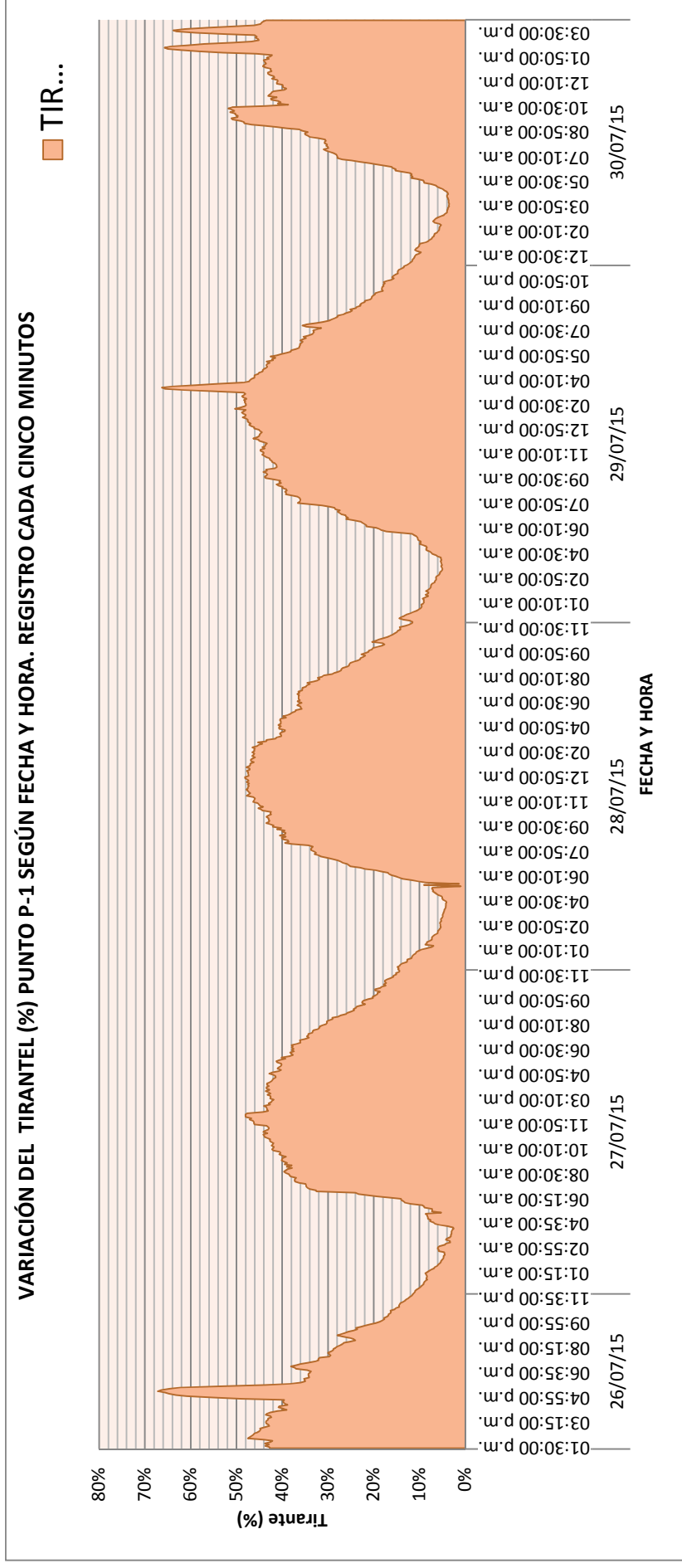
N°	Fecha	Hora	am/pm	TIRANTE (CM) PUNTO P-22 COLEC. PUENTE PIEDRA	TIRANTE (%)	Q (L/S) PUNTO P-22 COLECTOR PUENTE PIEDRA
1051	06/09/15	06:50:00	a.m.	16.952085	19%	327.04
1052	06/09/15	06:55:00	a.m.	16.87599	19%	327.04
1053	06/09/15	07:00:00	a.m.	17.12052	19%	327.04
1054	06/09/15	07:05:00	a.m.	18.063585	20%	362.92
1055	06/09/15	07:10:00	a.m.	18.655245	21%	400.53
1056	06/09/15	07:15:00	a.m.	19.091295	21%	400.53
1057	06/09/15	07:20:00	a.m.	19.867635	22%	439.85
1058	06/09/15	07:25:00	a.m.	20.392605	23%	480.83
1059	06/09/15	07:35:00	a.m.	19.888155	22%	439.85
1060	06/09/15	07:40:00	a.m.	20.165175	22%	439.85
1061	06/09/15	07:45:00	a.m.	20.94579	23%	480.83
1062	06/09/15	07:50:00	a.m.	21.753765	24%	523.46
1063	06/09/15	07:55:00	a.m.	21.796515	24%	523.46
1064	06/09/15	08:00:00	a.m.	21.74778	24%	523.46
1065	06/09/15	08:05:00	a.m.	21.528045	24%	523.46
1066	06/09/15	08:10:00	a.m.	21.60243	24%	523.46
1067	06/09/15	08:15:00	a.m.	22.04532	24%	523.46
1068	06/09/15	08:20:00	a.m.	22.91058	25%	567.69
1069	06/09/15	08:25:00	a.m.	23.38425	26%	613.48
1070	06/09/15	08:30:00	a.m.	23.38767	26%	613.48
1071	06/09/15	08:35:00	a.m.	23.258565	26%	613.48
1072	06/09/15	08:40:00	a.m.	23.710005	26%	613.48
1073	06/09/15	08:45:00	a.m.	24.308505	27%	660.81
1074	06/09/15	08:50:00	a.m.	24.72489	27%	660.81
1075	06/09/15	08:55:00	a.m.	25.13358	28%	709.63
1076	06/09/15	09:00:00	a.m.	25.623495	28%	709.63
1077	06/09/15	09:05:00	a.m.	25.852635	29%	759.90
1078	06/09/15	09:10:00	a.m.	26.22798	29%	759.90
1079	06/09/15	09:15:00	a.m.	27.070155	30%	811.58
1080	06/09/15	09:20:00	a.m.	27.885825	31%	864.63
1081	06/09/15	09:25:00	a.m.	28.46979	32%	919.01
1082	06/09/15	09:30:00	a.m.	28.930635	32%	919.01
1083	06/09/15	09:35:00	a.m.	28.928925	32%	919.01
1084	06/09/15	09:40:00	a.m.	28.771605	32%	919.01
1085	06/09/15	09:45:00	a.m.	28.80153	32%	919.01
1086	06/09/15	09:50:00	a.m.	29.002455	32%	919.01
1087	06/09/15	09:55:00	a.m.	28.981935	32%	919.01
1088	06/09/15	10:00:00	a.m.	29.17431	32%	919.01
1089	06/09/15	10:05:00	a.m.	29.6001	33%	974.68
1090	06/09/15	10:10:00	a.m.	29.89764	33%	974.68
1091	06/09/15	10:15:00	a.m.	29.72432	33%	974.68
1092	06/09/15	10:20:00	a.m.	29.166355	32%	919.01

N°	Fecha	Hora	am/pm	TIRANTE (CM) PUNTO P-22 COLEC. PUENTE PIEDRA	TIRANTE (%)	Q (L/S) PUNTO P-22 COLECTOR PUENTE PIEDRA
1093	06/09/15	10:25:00	a.m.	29.260405	33%	974.68
1094	06/09/15	10:30:00	a.m.	29.58752	33%	974.68
1095	06/09/15	10:35:00	a.m.	29.92781	33%	974.68
1096	06/09/15	10:40:00	a.m.	29.236465	32%	919.01
1097	06/09/15	10:45:00	a.m.	29.715265	33%	974.68
1098	06/09/15	10:50:00	a.m.	29.213835	32%	919.01
1099	06/09/15	10:55:00	a.m.	28.967595	32%	919.01
1100	06/09/15	11:00:00	a.m.	28.94793	32%	919.01
1101	06/09/15	11:05:00	a.m.	29.213835	32%	919.01
1102	06/09/15	11:10:00	a.m.	28.94793	32%	919.01
1103	06/09/15	11:15:00	a.m.	30.1402	33%	974.68
1104	06/09/15	11:20:00	a.m.	29.195025	32%	919.01
1105	06/09/15	11:25:00	a.m.	30.01708	33%	974.68
1106	06/09/15	11:30:00	a.m.	29.41174	33%	974.68
1107	06/09/15	11:35:00	a.m.	29.193715	32%	919.01
1108	06/09/15	11:40:00	a.m.	30.04409	33%	974.68
1109	06/09/15	11:45:00	a.m.	30.009035	33%	974.68
1110	06/09/15	11:50:00	a.m.	29.27665	33%	974.68
1111	06/09/15	11:55:00	a.m.	29.390365	33%	974.68
1112	06/09/15	12:00:00	p.m.	29.22535	32%	919.01
1113	06/09/15	12:05:00	p.m.	29.9774	33%	974.68
1114	06/09/15	12:10:00	p.m.	29.58958	33%	974.68
1115	06/09/15	12:15:00	p.m.	29.032575	32%	919.01
1116	06/09/15	12:20:00	p.m.	29.70546	33%	974.68
1117	06/09/15	12:25:00	p.m.	29.687505	33%	974.68
1118	06/09/15	12:30:00	p.m.	29.33781	33%	974.68
1119	06/09/15	12:35:00	p.m.	28.94622	32%	919.01
1120	06/09/15	12:40:00	p.m.	29.98288	33%	974.68
1121	06/09/15	12:45:00	p.m.	29.13261	32%	919.01
1122	06/09/15	12:50:00	p.m.	29.31216	33%	974.68
1123	06/09/15	12:55:00	p.m.	28.936815	32%	919.01
1124	06/09/15	01:00:00	p.m.	29.57037	33%	974.68
1125	06/09/15	01:05:00	p.m.	29.94828	33%	974.68
1126	06/09/15	01:10:00	p.m.	29.826015	33%	974.68
1127	06/09/15	01:15:00	p.m.	29.757615	33%	974.68
1128	06/09/15	01:20:00	p.m.	29.578065	33%	974.68
1129	06/09/15	01:25:00	p.m.	29.189895	32%	919.01
1130	06/09/15	01:30:00	p.m.	29.15655	32%	919.01
1131	06/09/15	01:35:00	p.m.	29.053095	32%	919.01
1132	06/09/15	01:40:00	p.m.	29.321565	33%	974.68
1133	06/09/15	01:45:00	p.m.	29.13432	32%	919.01
1134	06/09/15	01:50:00	p.m.	29.06421	32%	919.01

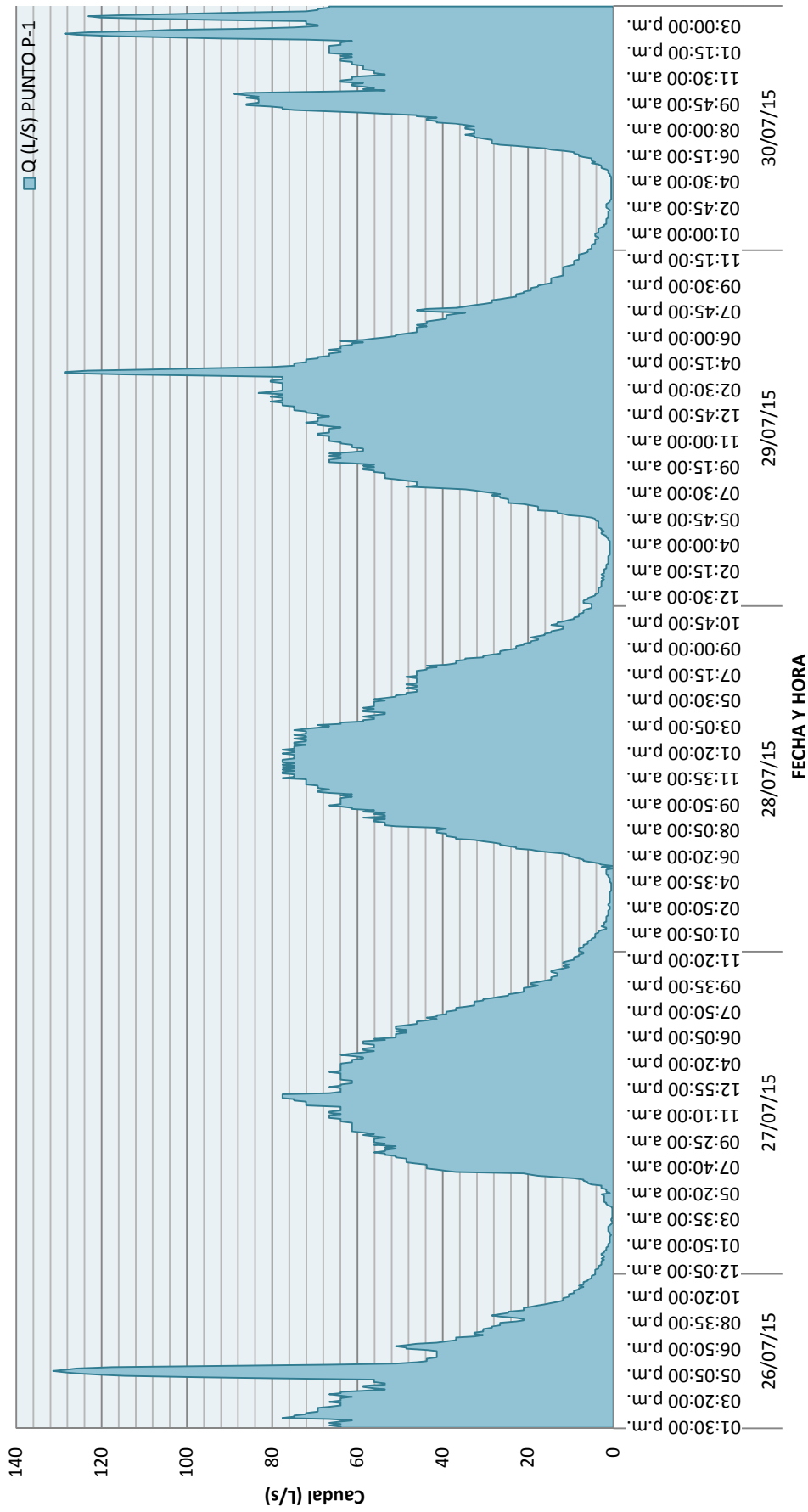
N°	Fecha	Hora	am/pm	TIRANTE (CM) PUNTO P-22 COLEC. PUENTE PIEDRA	TIRANTE (%)	Q (L/S) PUNTO P-22 COLECTOR PUENTE PIEDRA
1135	06/09/15	01:55:00	p.m.	28.871835	32%	919.01
1136	06/09/15	02:00:00	p.m.	30.01708	33%	974.68
1137	06/09/15	02:05:00	p.m.	28.88466	32%	919.01
1138	06/09/15	02:10:00	p.m.	28.977	32%	919.01
1139	06/09/15	02:15:00	p.m.	28.979565	32%	919.01
1140	06/09/15	02:20:00	p.m.	29.79609	33%	974.68
1141	06/09/15	02:25:00	p.m.	29.80574	33%	974.68
1142	06/09/15	02:30:00	p.m.	30.013505	33%	974.68
1143	06/09/15	02:35:00	p.m.	29.90834	33%	974.68
1144	06/09/15	02:40:00	p.m.	29.828825	33%	974.68
1145	06/09/15	02:45:00	p.m.	30.04575	33%	974.68
1146	06/09/15	02:50:00	p.m.	30.149205	33%	974.68
1147	06/09/15	02:55:00	p.m.	30.13296	33%	974.68
1148	06/09/15	03:00:00	p.m.	29.985045	33%	974.68
1149	06/09/15	03:05:00	p.m.	30.06114	33%	974.68
1150	06/09/15	03:10:00	p.m.	30.04062	33%	974.68
1151	06/09/15	03:15:00	p.m.	30.005565	33%	974.68
1152	06/09/15	03:20:00	p.m.	30.004539	33%	974.68
			Max	30.15	33%	974.68
			Prom	23.32	26%	647.35
			Min	11.28	13%	149.75

3. GRÁFICAS DE RESULTADOS DE AFORO DE LOS COLECTORES PRIMARIOS SEGÚN PUNTO DE MUESTREO

3.1 PUNTO P-1 COLECTOR PUENTE PIEDRA

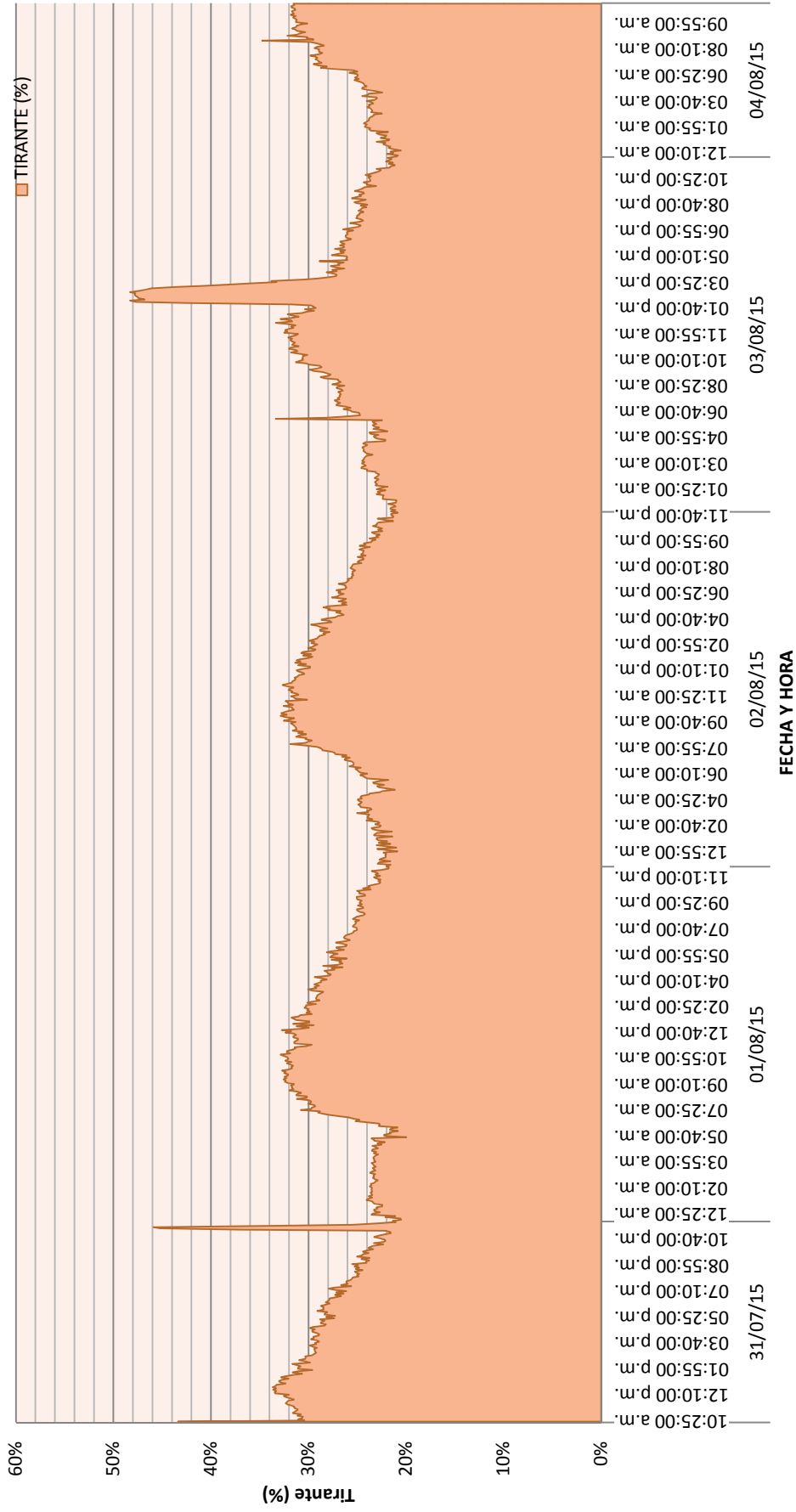


VARIACIÓN DEL CAUDAL Q (L/S) PUNTO P-1 SEGÚN FECHA Y HORA. REGISTRO CADA CINCO MINUTOS

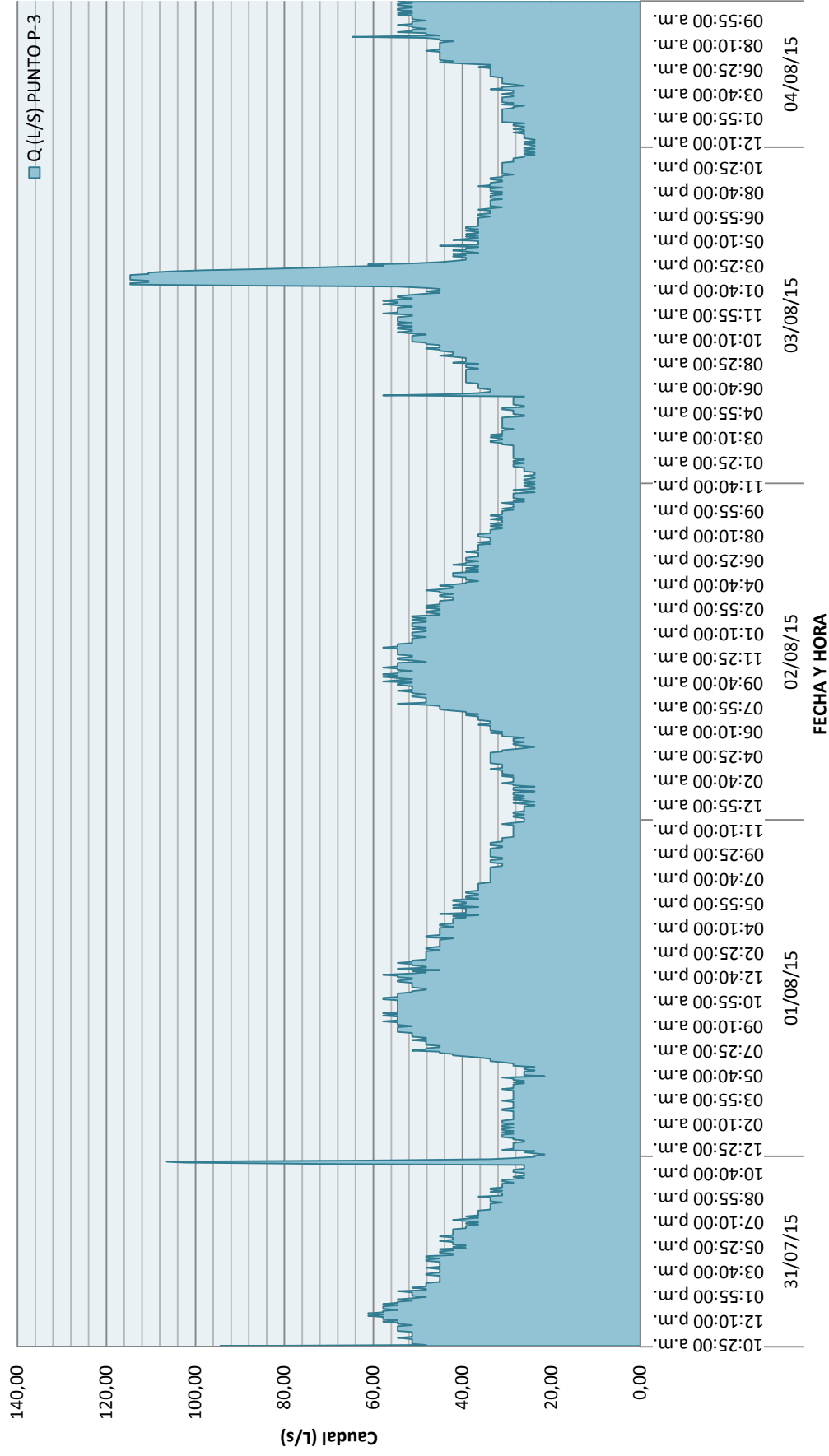


3.2 PUNTO P-3 COLECTOR SAN BENITO

VARIACIÓN DEL TIRANTE (%) PUNTO P-3 SEGÚN FECHA Y HORA. REGISTRO CADA CINCO MINUTOS

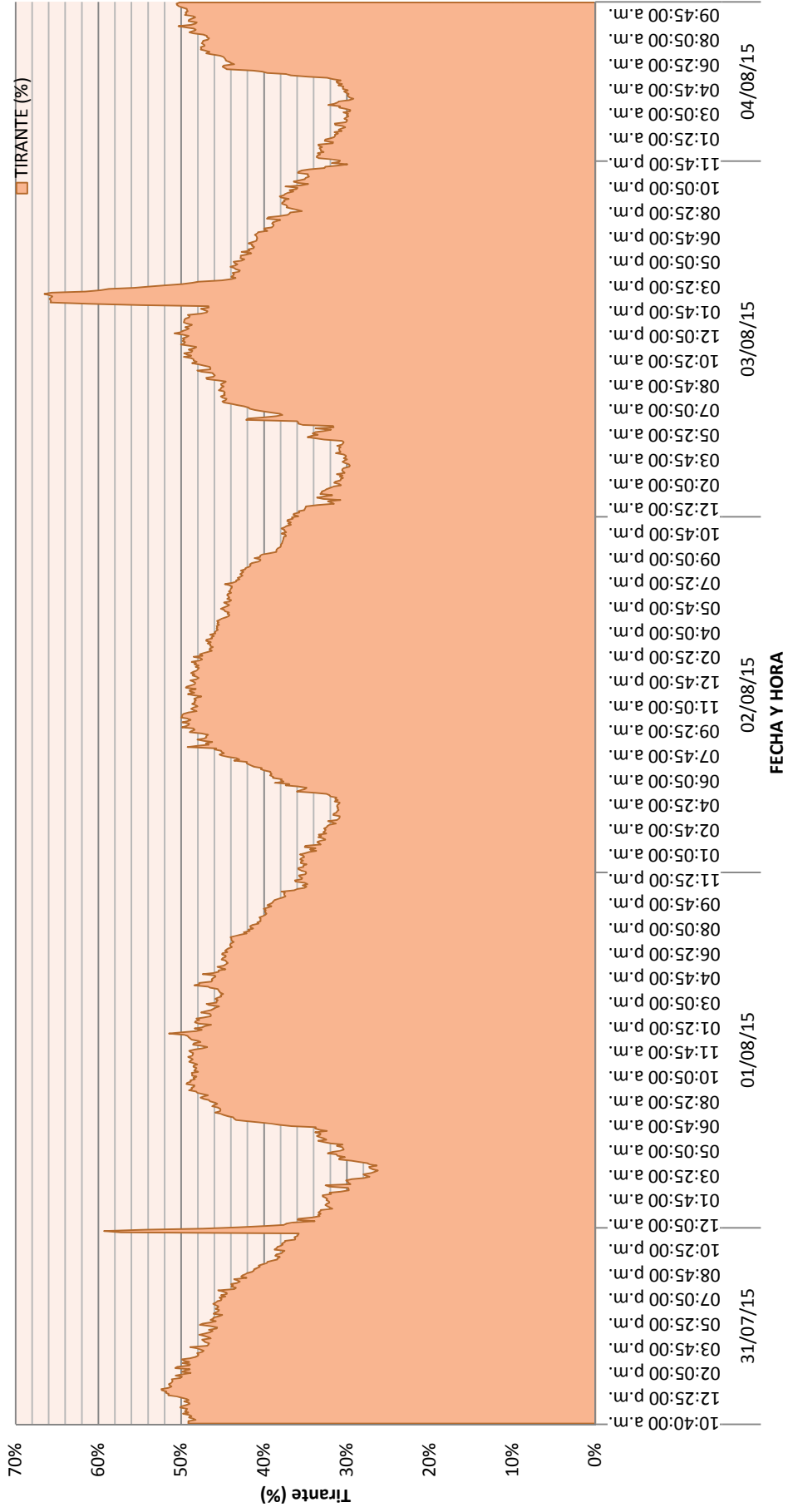


VARIACIÓN DEL CAUDAL Q (L/S) PUNTO P-3 SEGÚN FECHA Y HORA. REGISTRO CADA CINCO MINUTOS

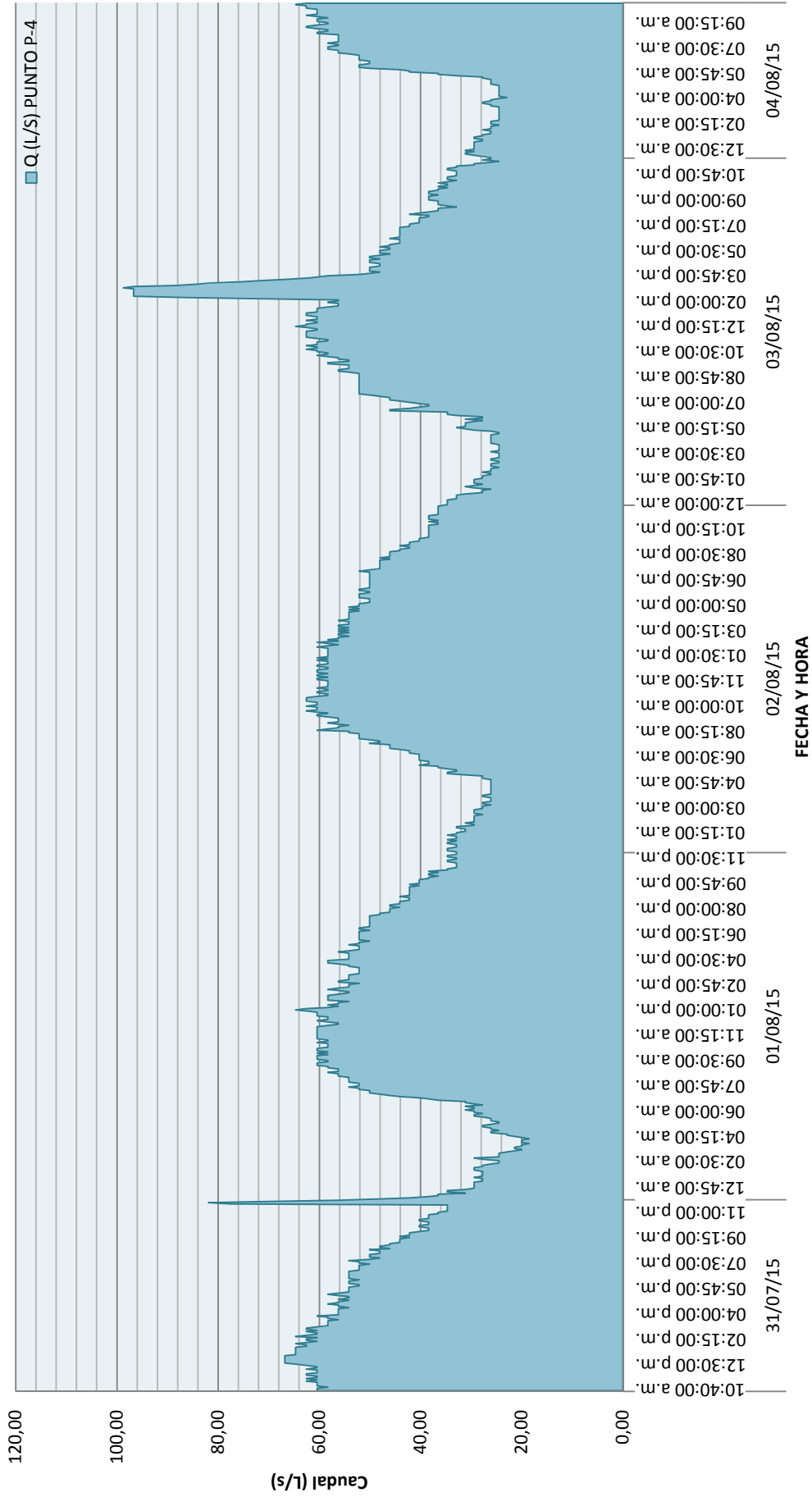


3.3 PUNTO P-4 COLECTOR ALAMEDA NORTE

VARIACIÓN DEL TIRANTEL (%) PUNTO P-4 SEGÚN FECHA Y HORA. REGISTRO CADA CINCO MINUTOS

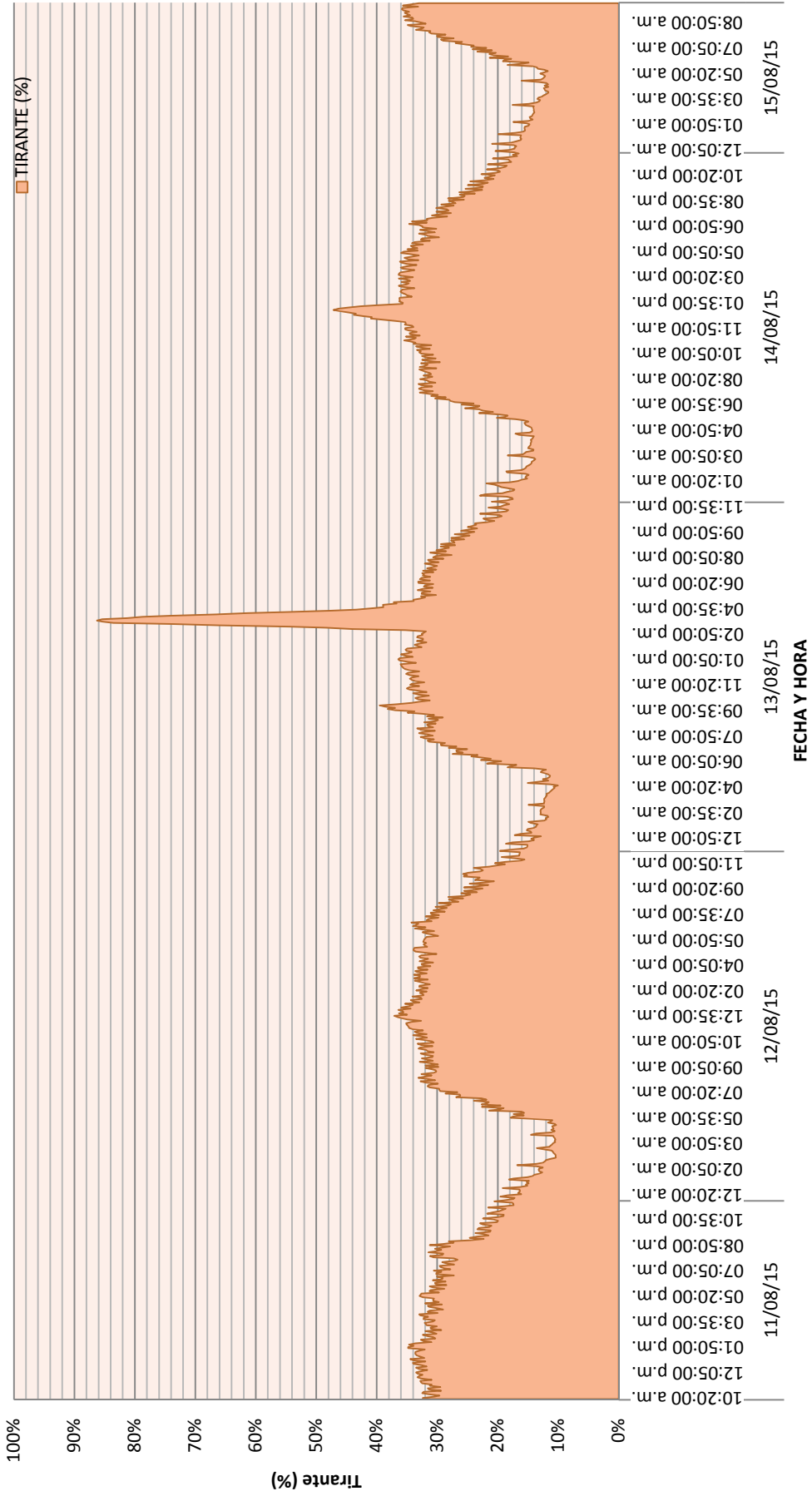


VARIACIÓN DEL CAUDAL Q (L/S) PUNTO P-4 SEGÚN FECHA Y HORA. REGISTRO CADA CINCO MINUTOS

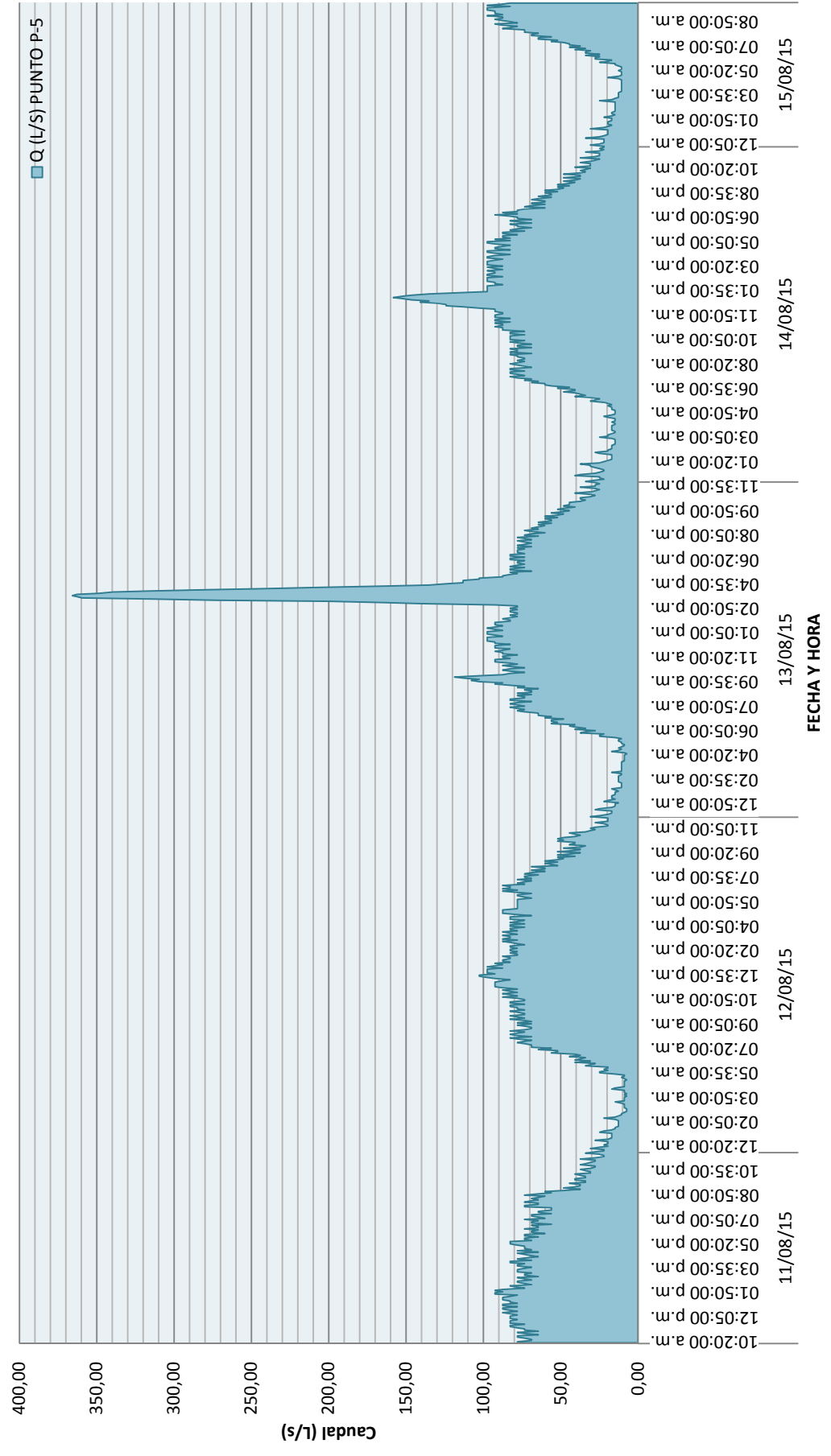


3.4 PUNTO P-5 COLECTOR PUENTE PIEDRA

VARIACIÓN DEL TIRANTEL (%) PUNTO P-5 SEGÚN FECHA Y HORA. REGISTRO CADA CINCO MINUTOS

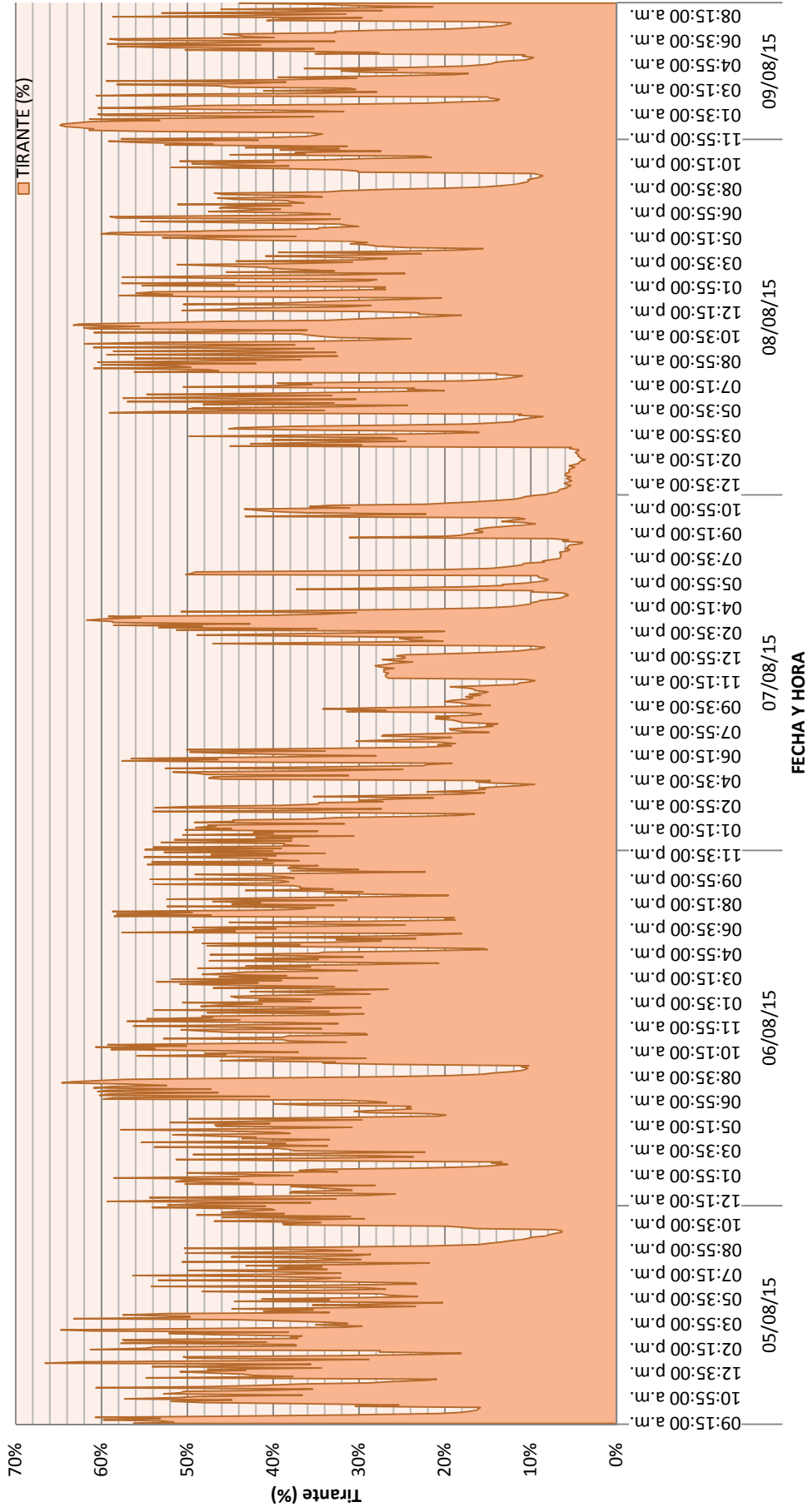


VARIACIÓN DEL CAUDAL Q (L/S) PUNTO P-5 SEGÚN FECHA Y HORA. REGISTRO CADA CINCO MINUTOS

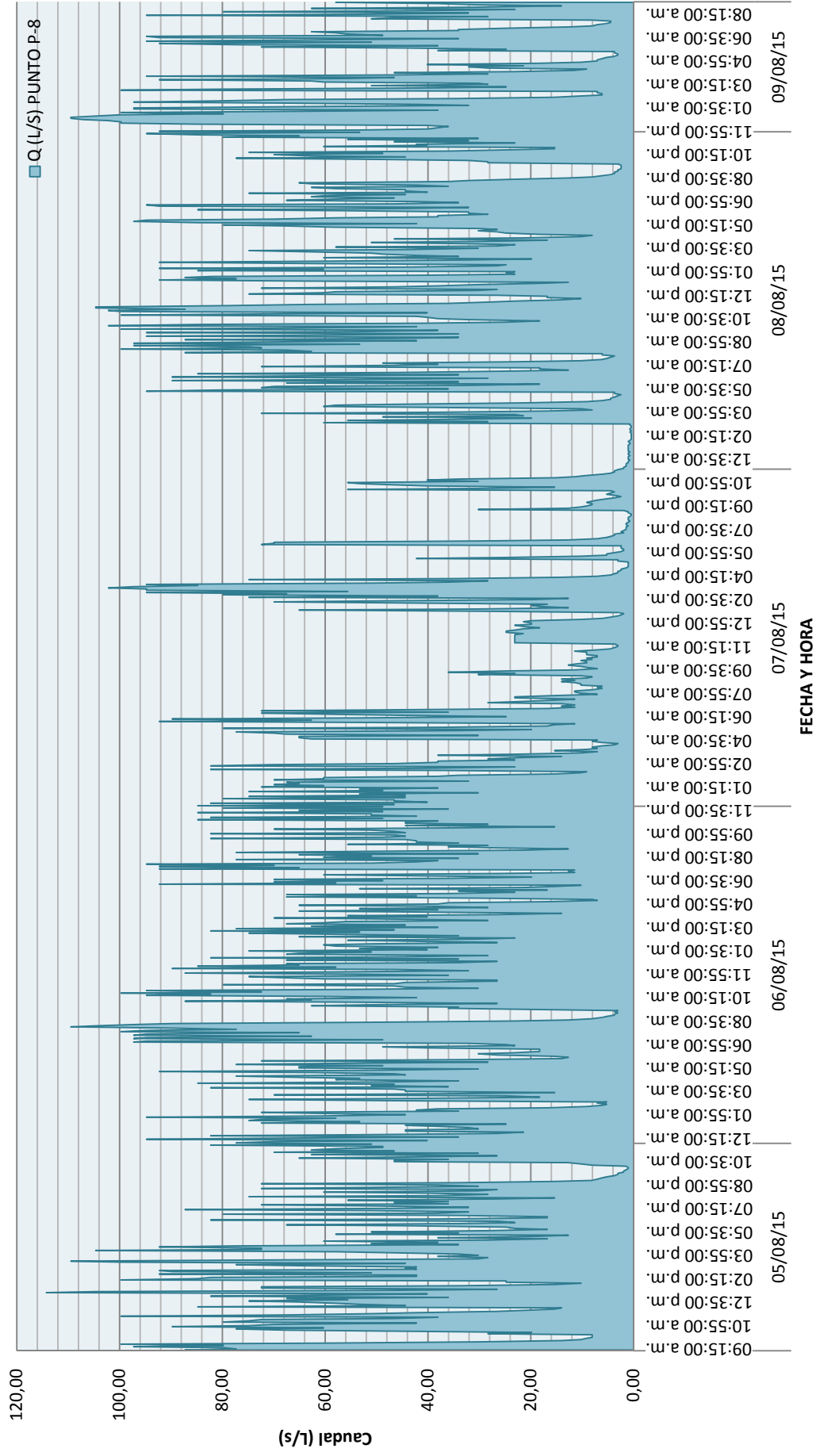


3.6 PUNTO P-8 COLECTOR LAS VEGAS

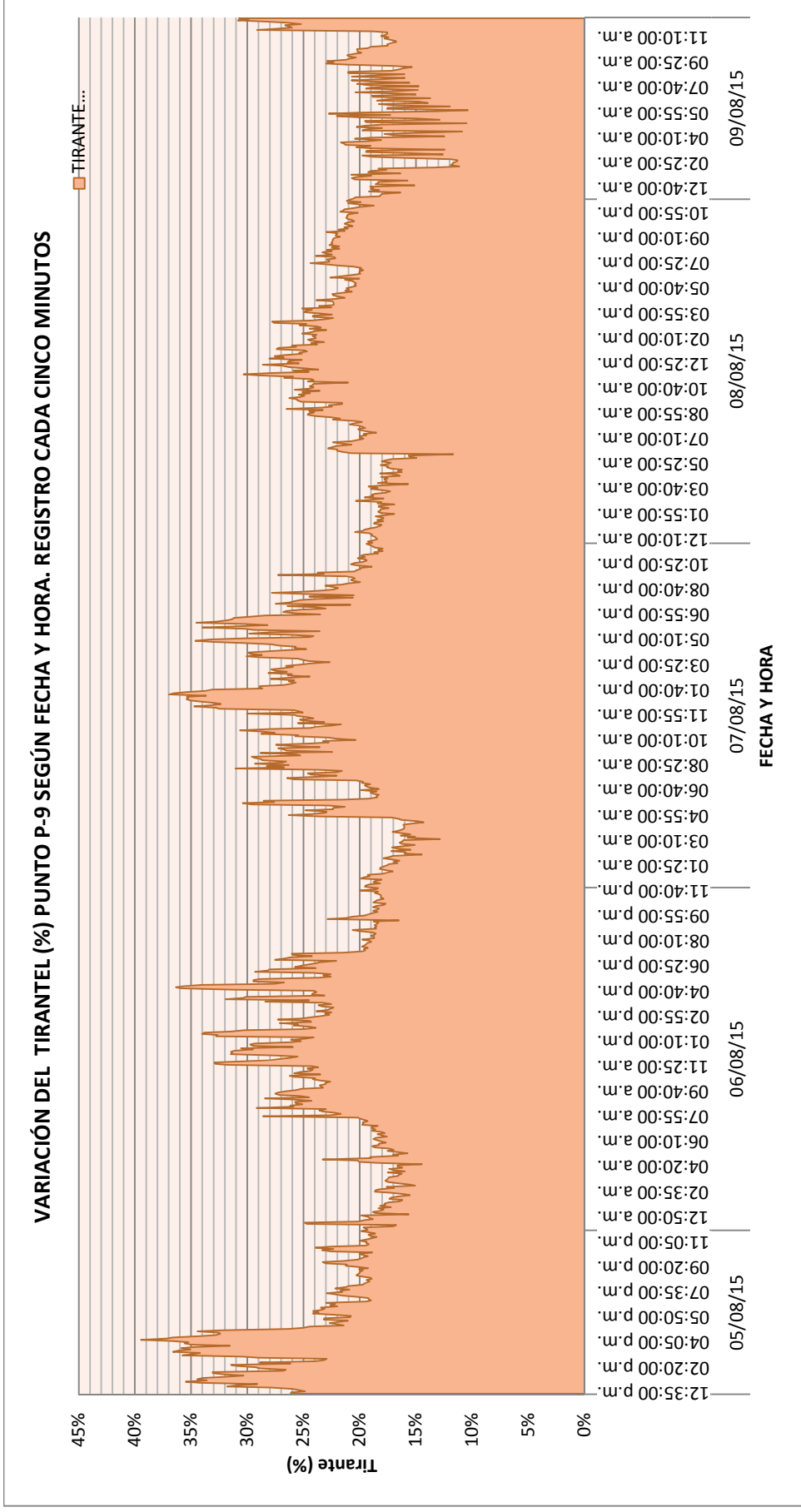
VARIACIÓN DEL TIRANTEL (%) PUNTO P-8 SEGÚN FECHA Y HORA. REGISTRO CADA CINCO MINUTOS



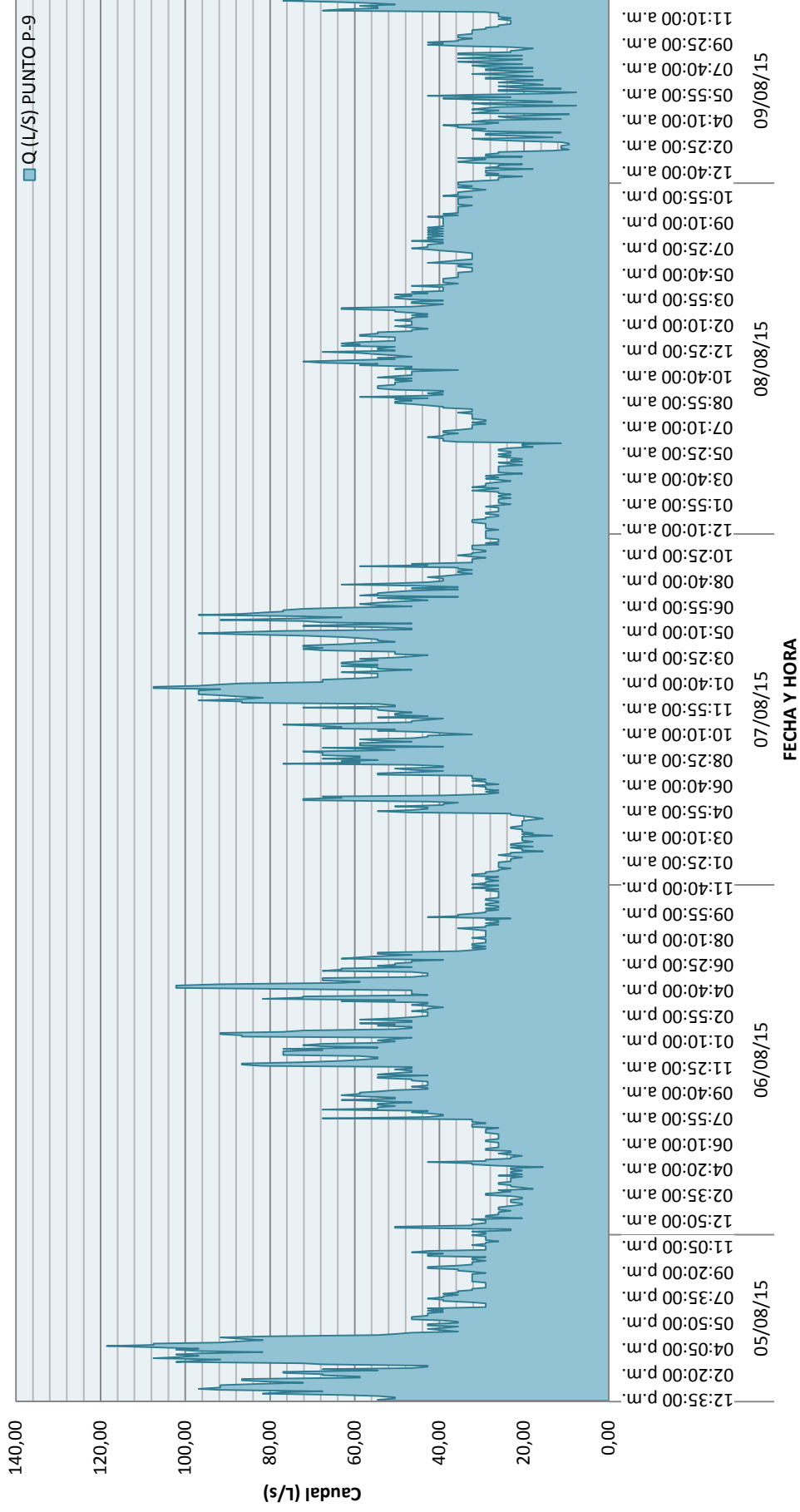
VARIACIÓN DEL CAUDAL Q (L/S) PUNTO P-8 SEGÚN FECHA Y HORA. REGISTRO CADA CINCO MINUTOS



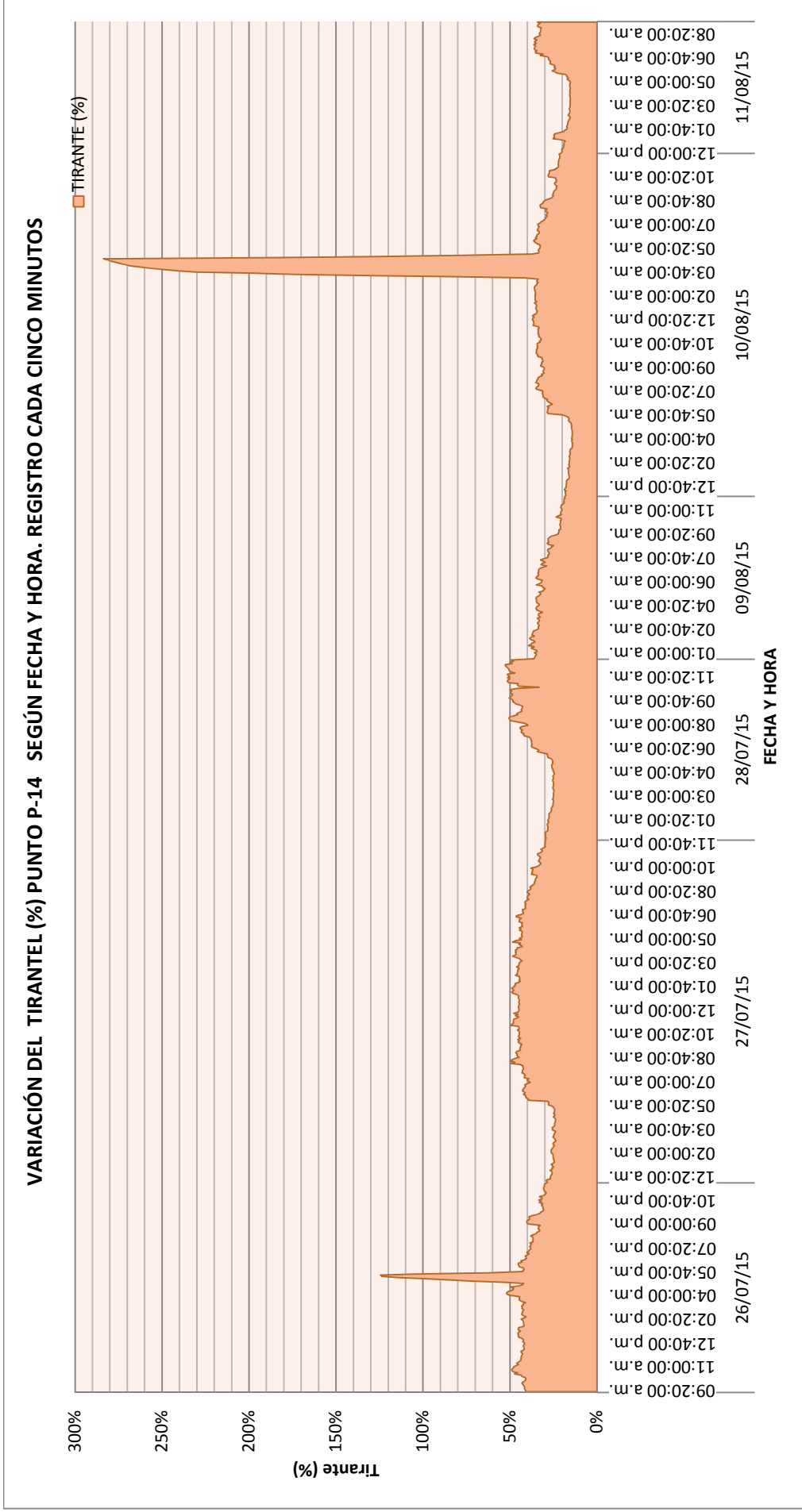
3.7 PUNTO P-9 COLECTOR SANTA MARIA



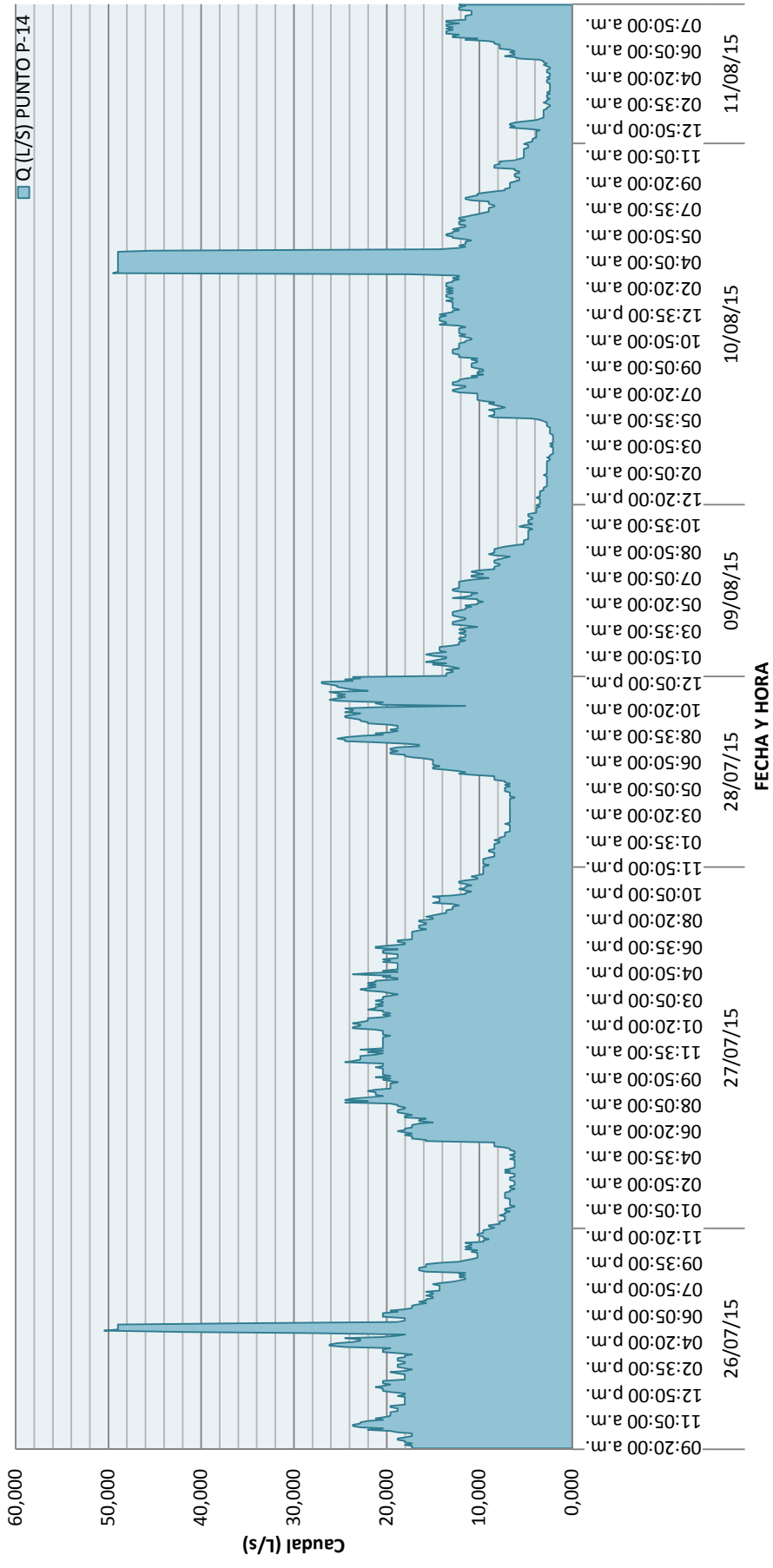
VARIACIÓN DEL CAUDAL Q (L/S) PUNTO P-9 SEGÚN FECHA Y HORA. REGISTRO CADA CINCO MINUTOS



3.8 PUNTO P-14 COLECTOR GLORIABAMBA



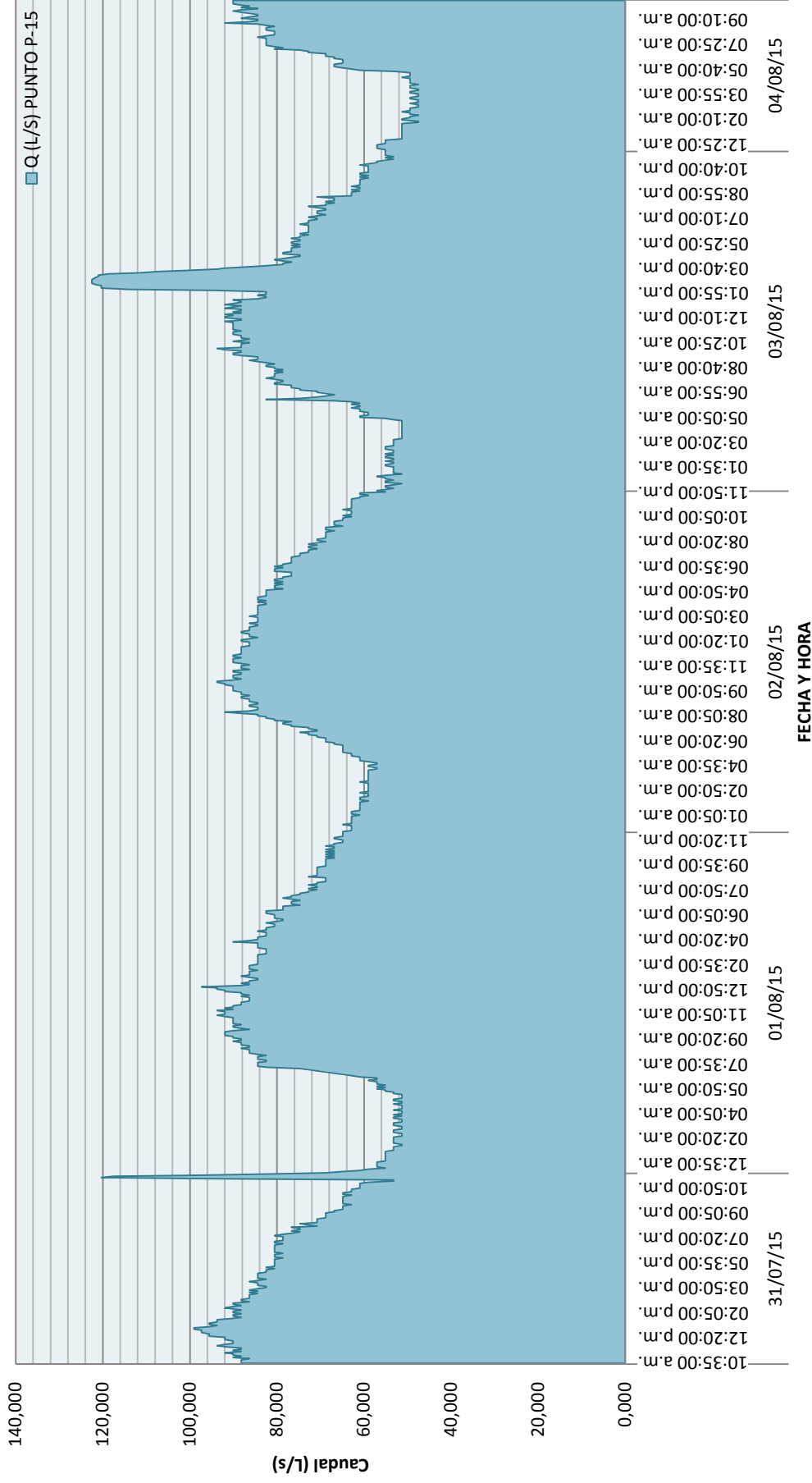
VARIACIÓN DEL CAUDAL Q (L/S) PUNTO P-14 SEGÚN FECHA Y HORA. REGISTRO CADA CINCO MINUTOS



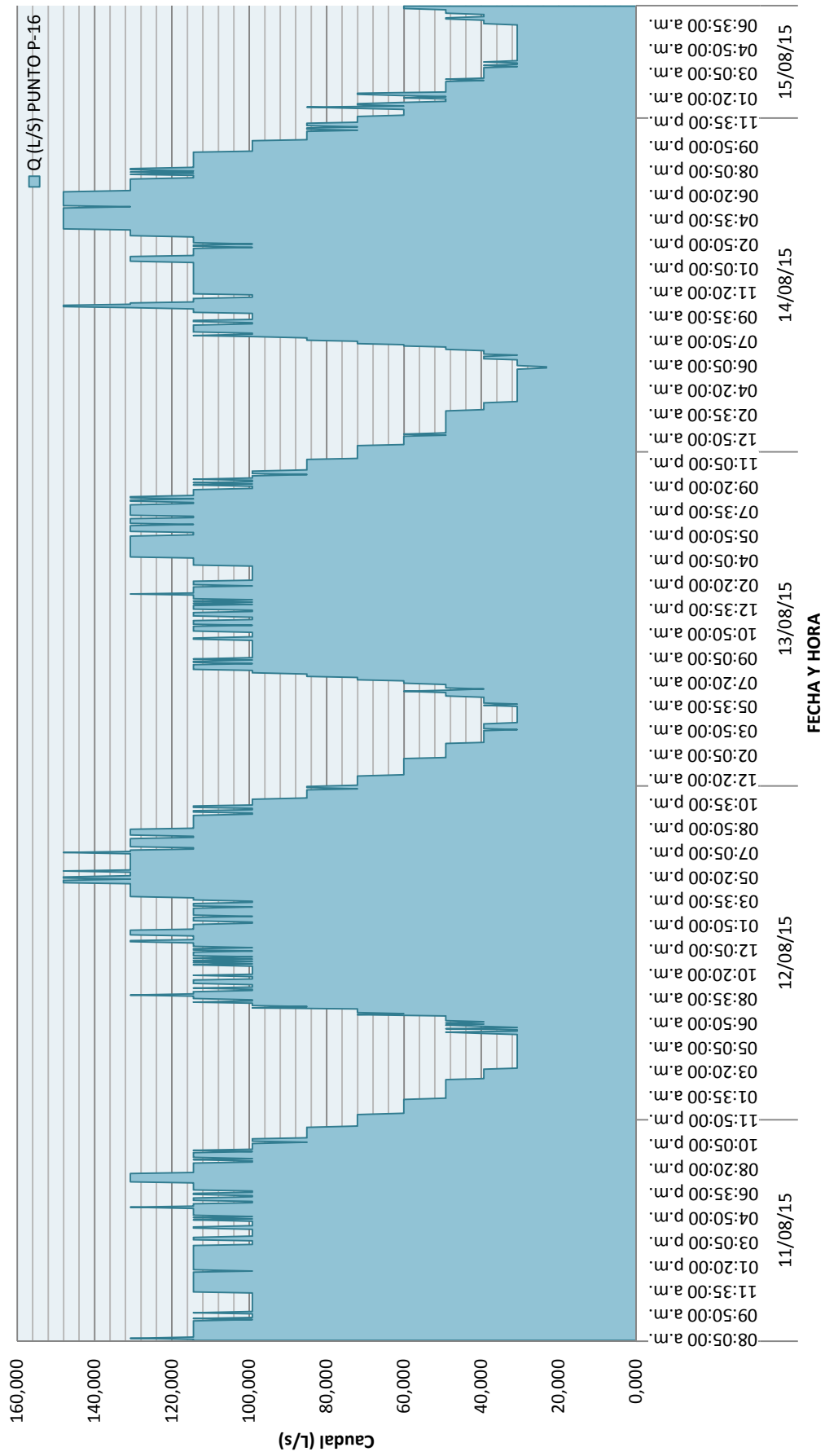
3.9 PUNTO P-15 COLECTOR ALAMEDA NORTE



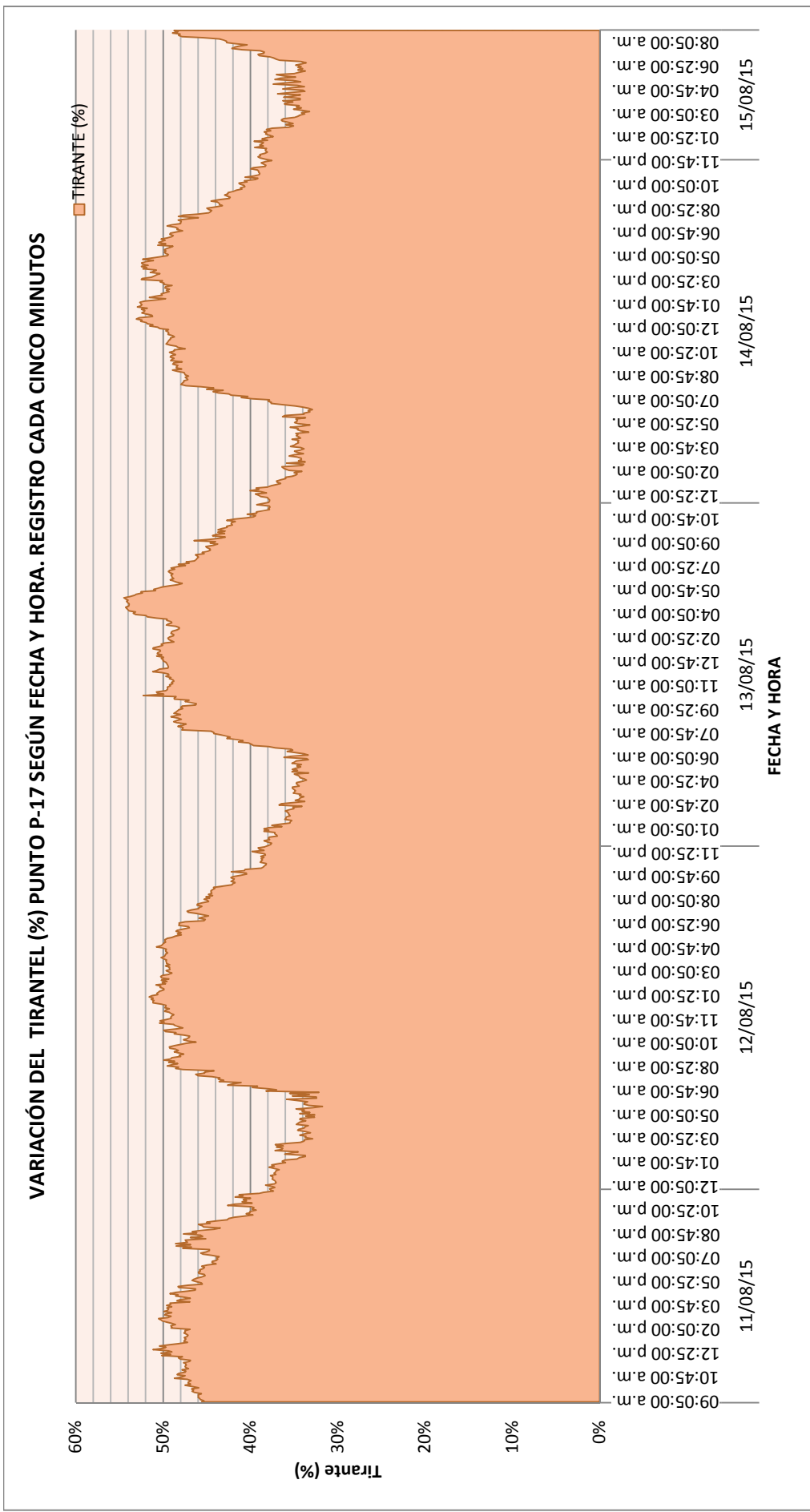
VARIACIÓN DEL CAUDAL Q (L/S) PUNTO P-15 SEGÚN FECHA Y HORA. REGISTRO CADA CINCO MINUTOS



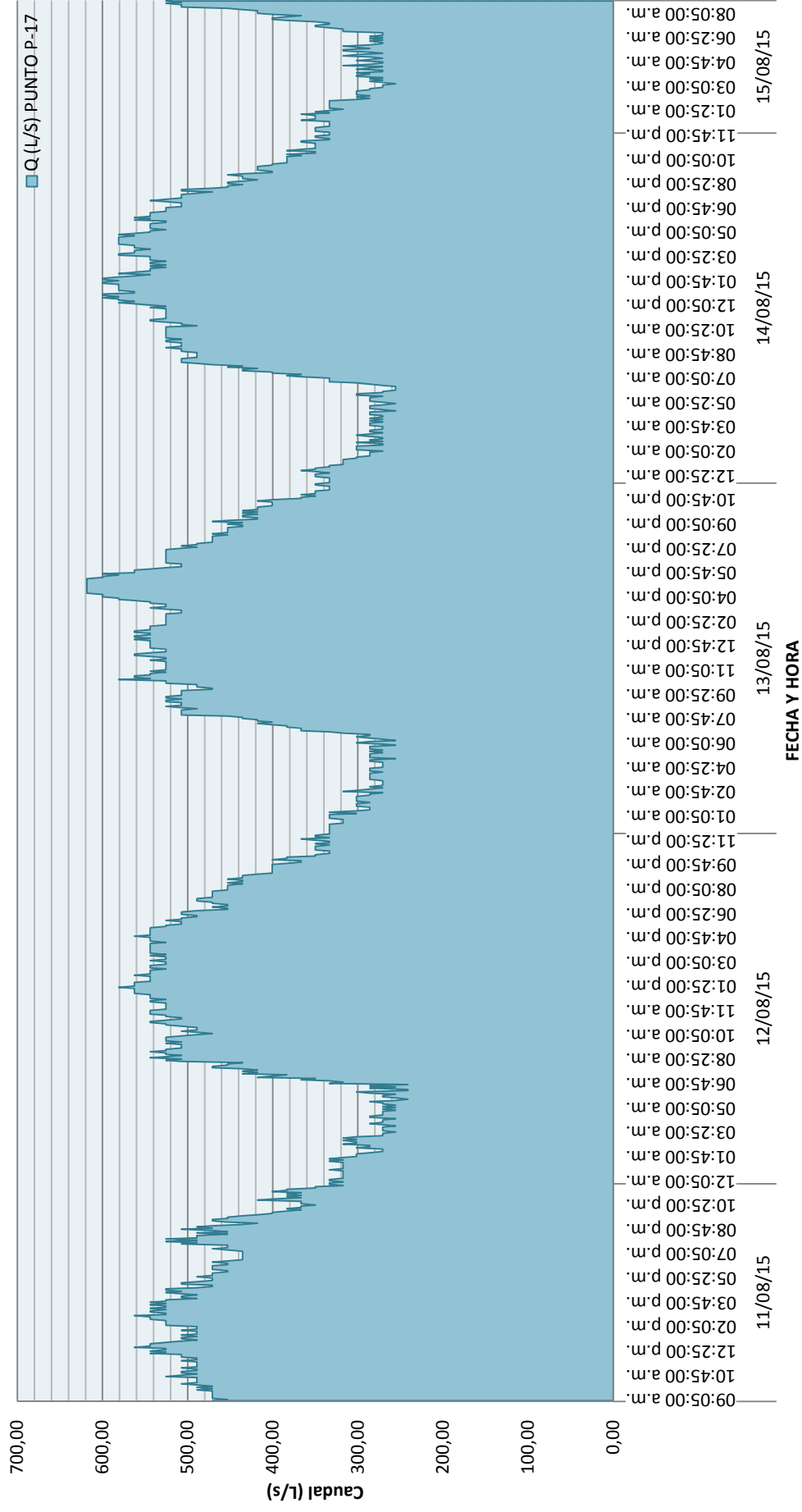
VARIACIÓN DEL CAUDAL Q (L/S) PUNTO P-16 SEGÚN FECHA Y HORA. REGISTRO CADA CINCO MINUTOS



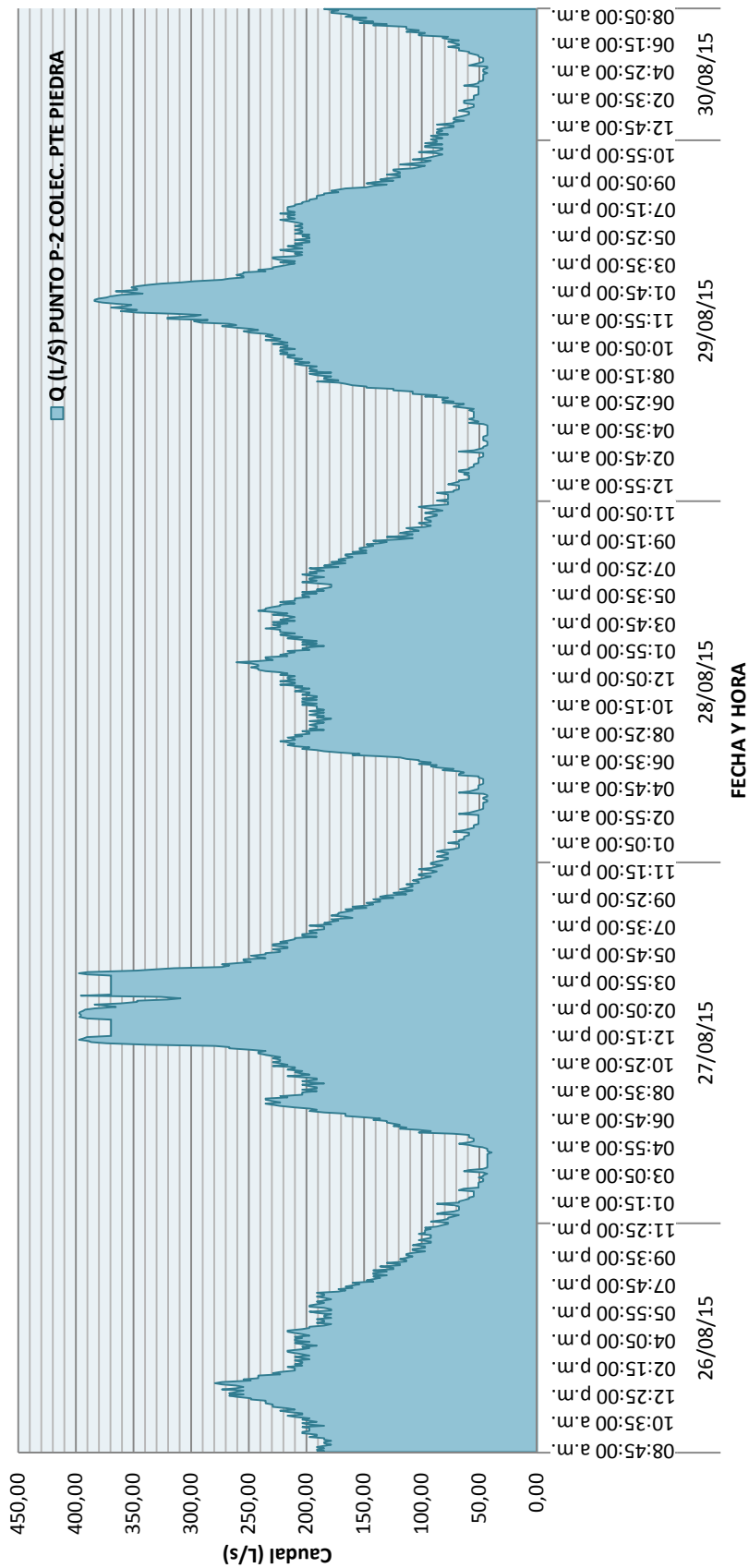
3.11 PUNTO P-17 COLECTOR PUENTE PIEDRA



VARIACIÓN DEL CAUDAL Q (L/S) PUNTO P-17 SEGÚN FECHA Y HORA. REGISTRO CADA CINCO MINUTOS

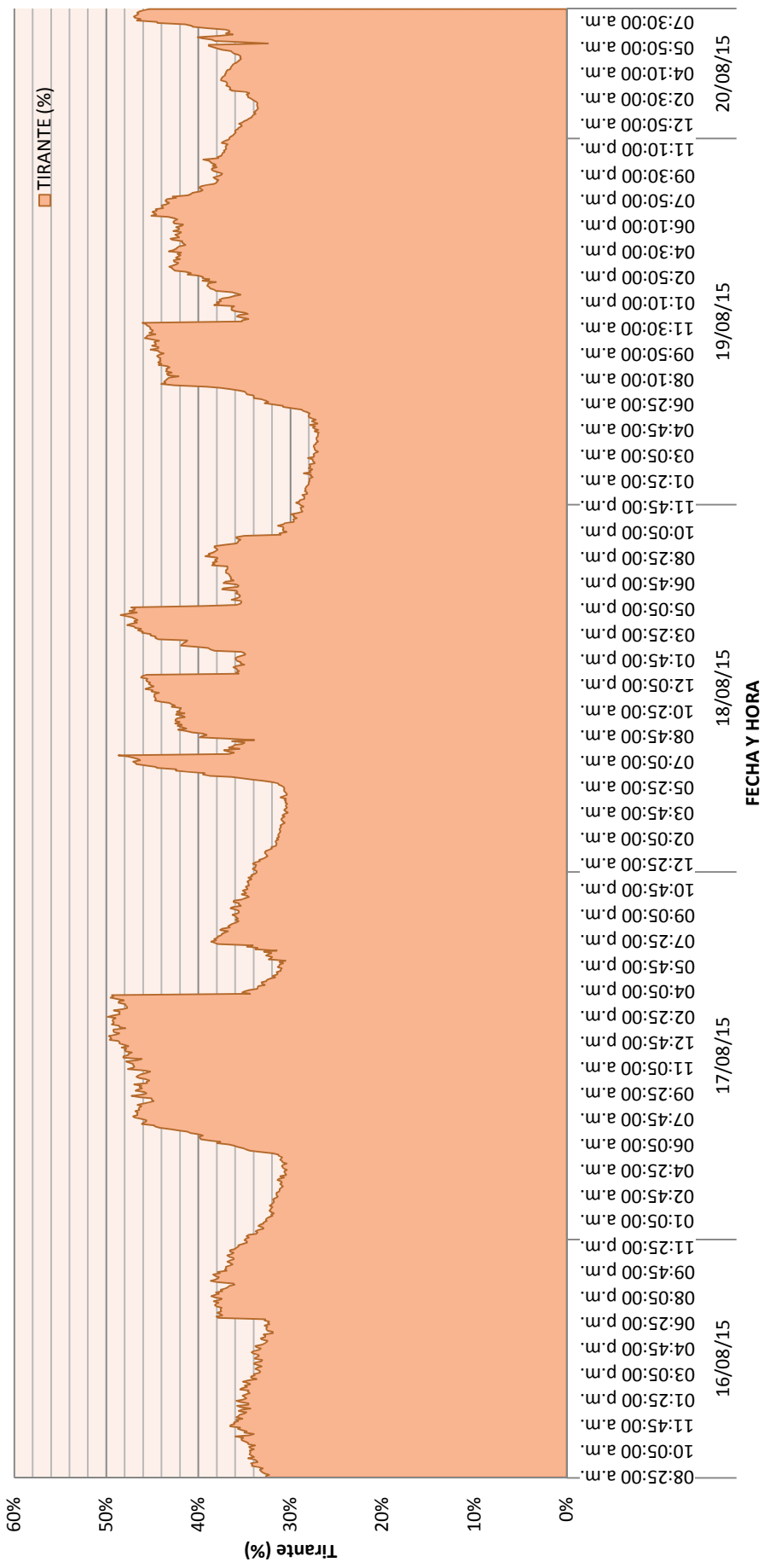


VARIACIÓN DEL CAUDAL Q (L/S) PUNTO P-2 COLECTOR PUENTE PIEDRA SEGÚN FECHA Y HORA. REGISTRO CADA CINCO MINUTOS

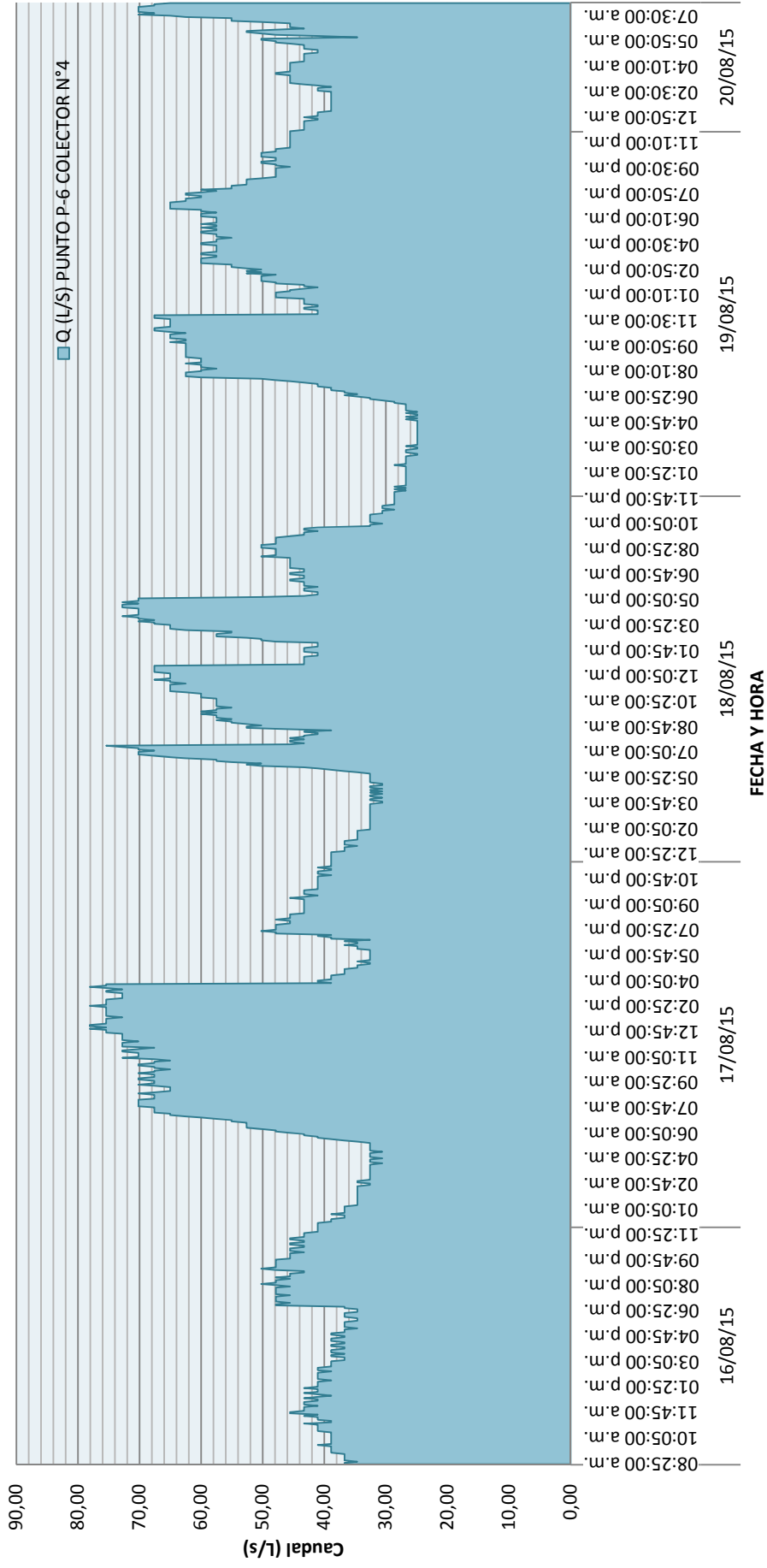


3.13 PUNTO P-6 COLECTOR N°4

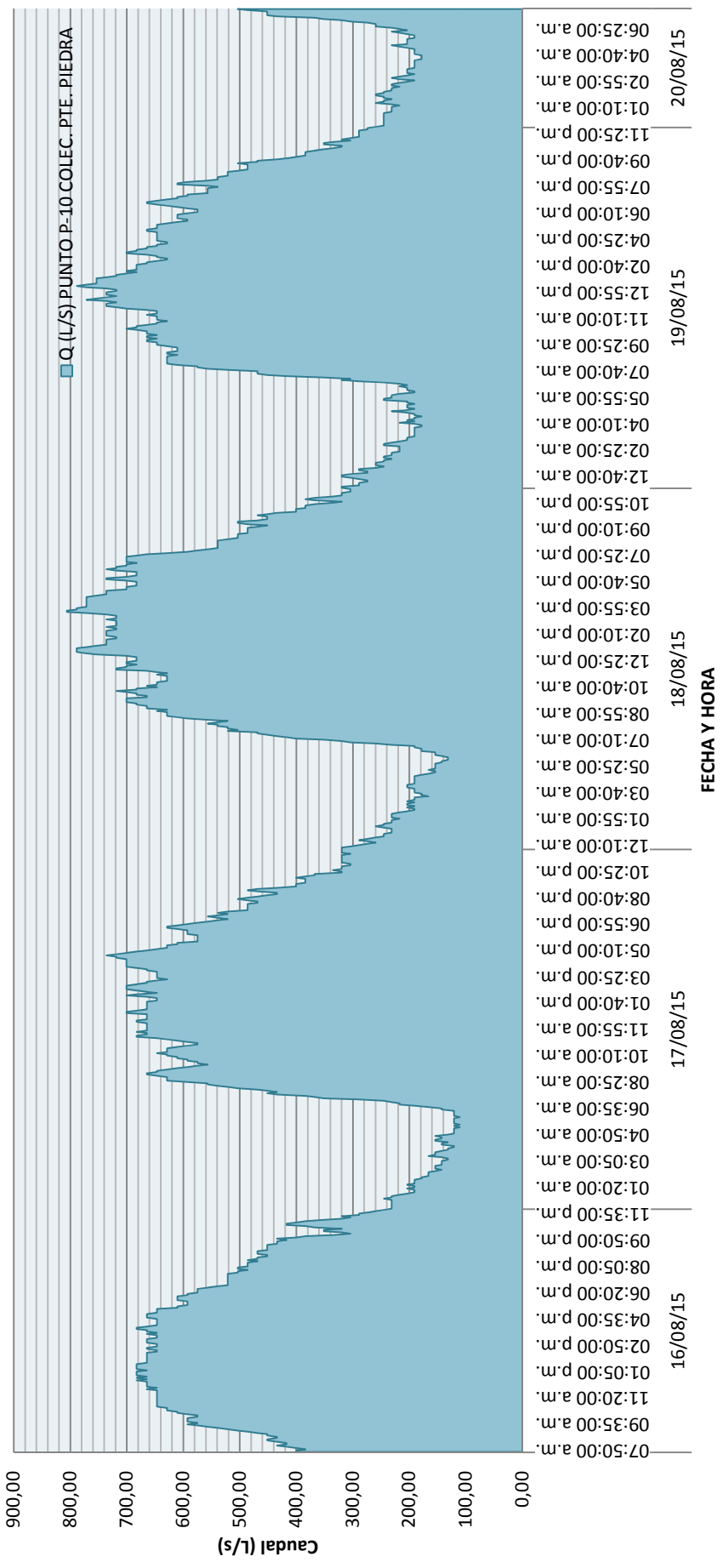
VARIACIÓN DEL TIRANTEL (%) PUNTO P-6 COLECTOR N°4 SEGÚN FECHA Y HORA. REGISTRO CADA CINCO MINUTOS



VARIACIÓN DEL CAUDAL Q (L/S) PUNTO 6 COLECTOR N°4 SEGÚN FECHA Y HORA. REGISTRO CADA CINCO MINUTOS

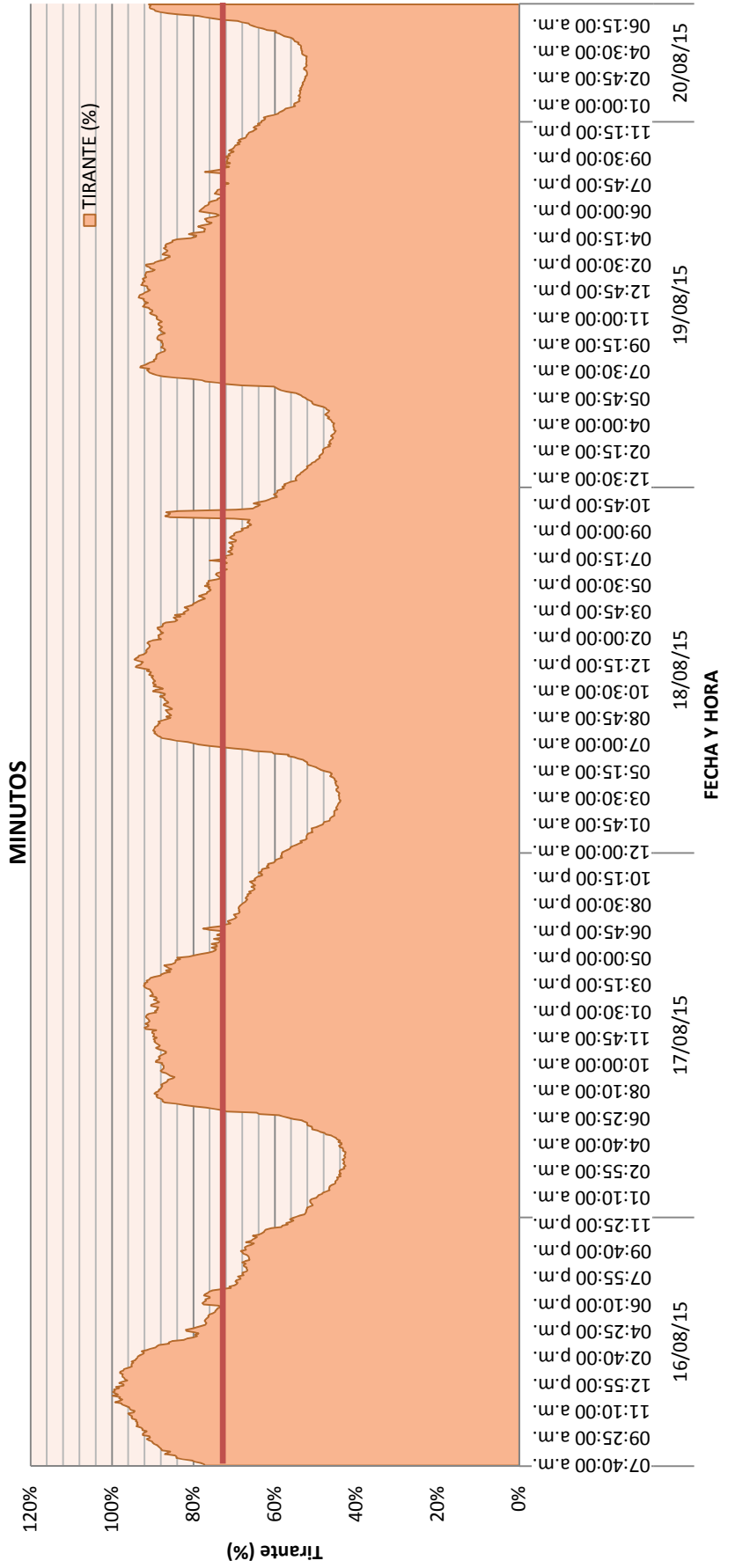


VARIACIÓN DEL CAUDAL Q (L/S) PUNTO P-10 COLECTOR PUENTE PIEDRA SEGÚN FECHA Y HORA. REGISTRO CADA CINCO MINUTOS

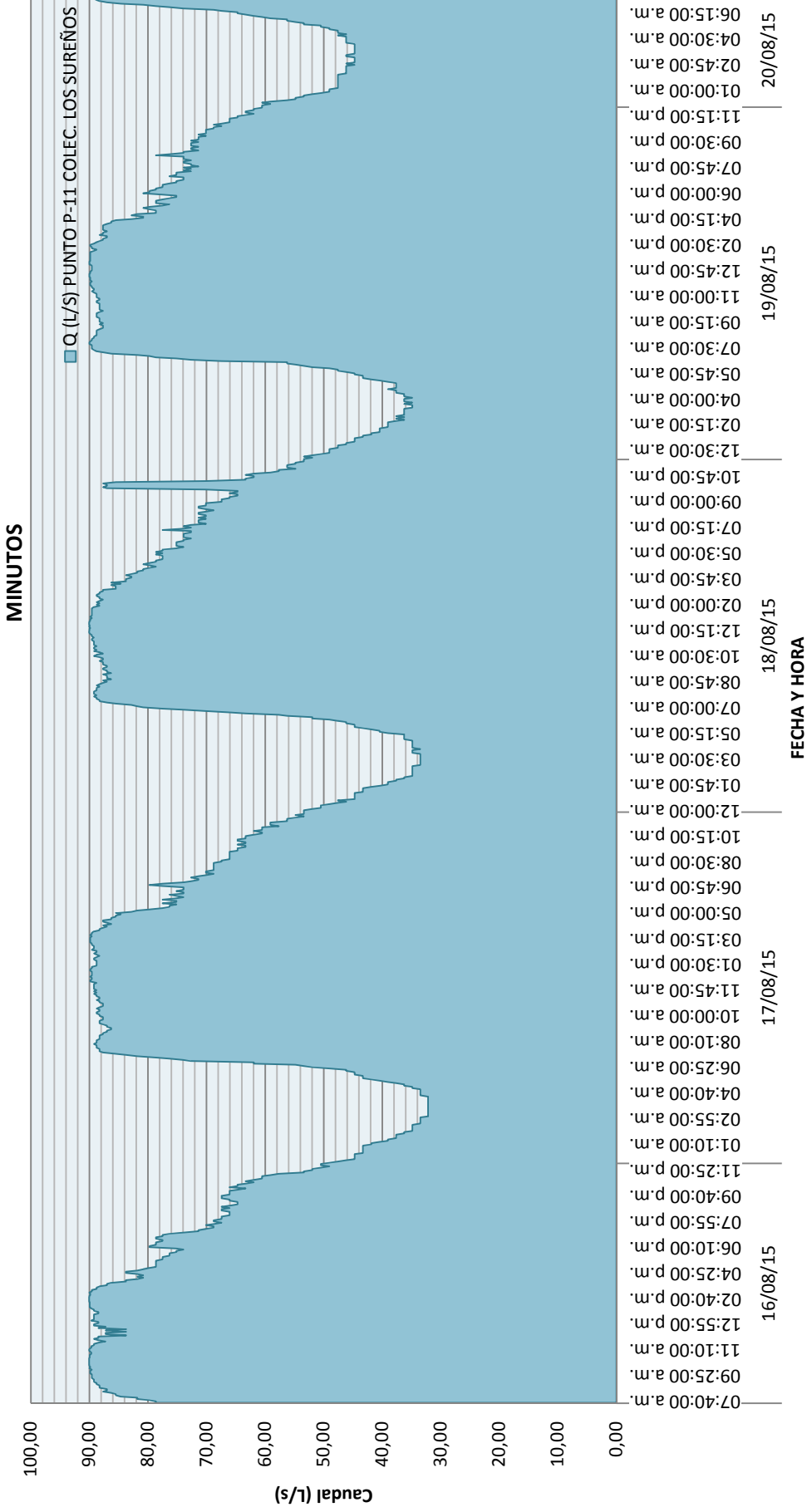


3.15 PUNTO P-11 COLECTOR LOS SUREÑOS

VARIACIÓN DEL TIRANTEL (%) PUNTO P-11 COLEC. LOS SUREÑOS SEGÚN FECHA Y HORA. REGISTRO CADA CINCO



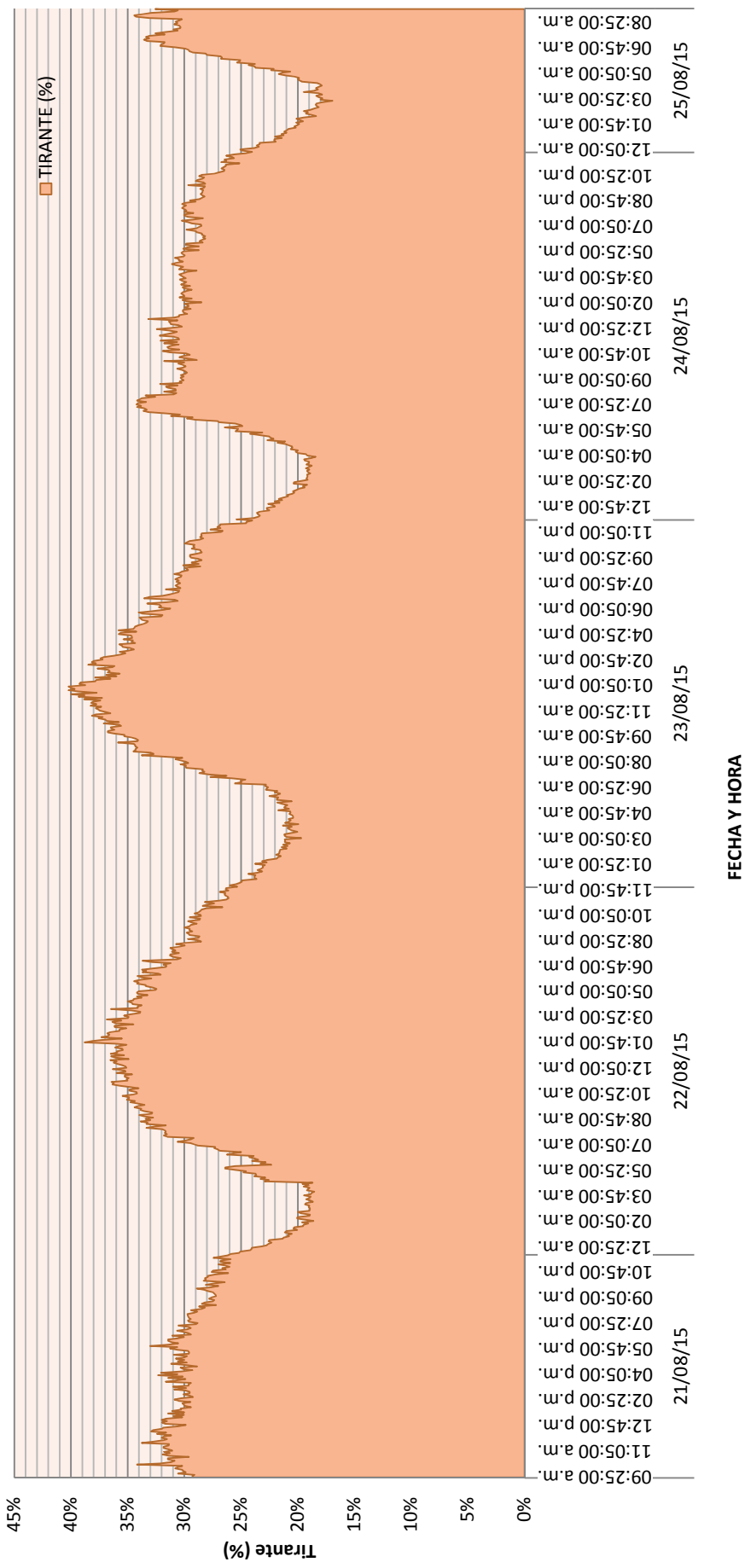
VARIACIÓN DEL CAUDAL Q (L/S) PUNTO P-11 COLEC. LOS SUREÑOS SEGÚN FECHA Y HORA. REGISTRO CADA CINCO



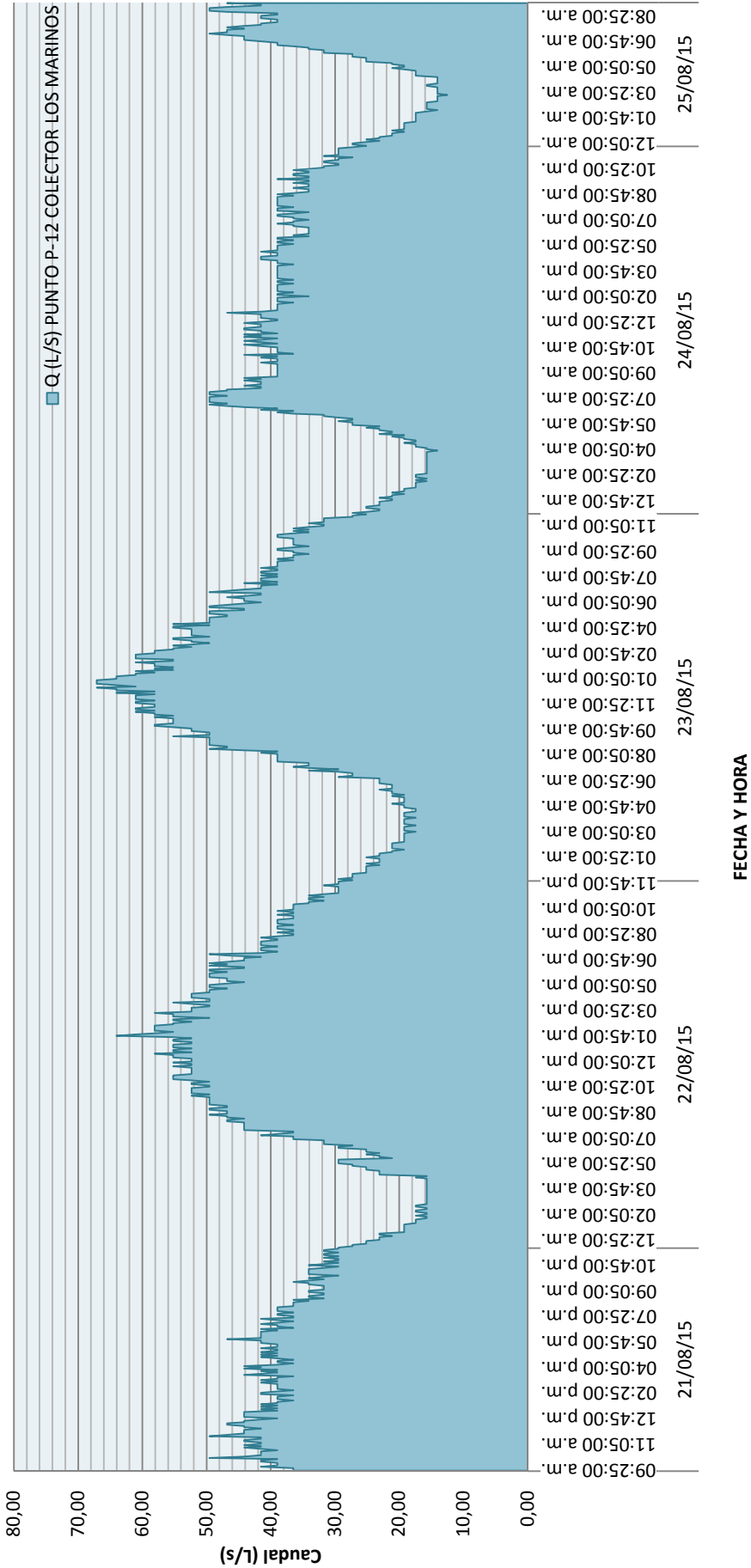
3.16

PUNTO P-12 COLECTOR LOS MARINOS

VARIACIÓN DEL TIRANTE (%) PUNTO P-12 COLECTOR MARINOS SEGÚN FECHA Y HORA. REGISTRO CADA CINCO MINUTOS



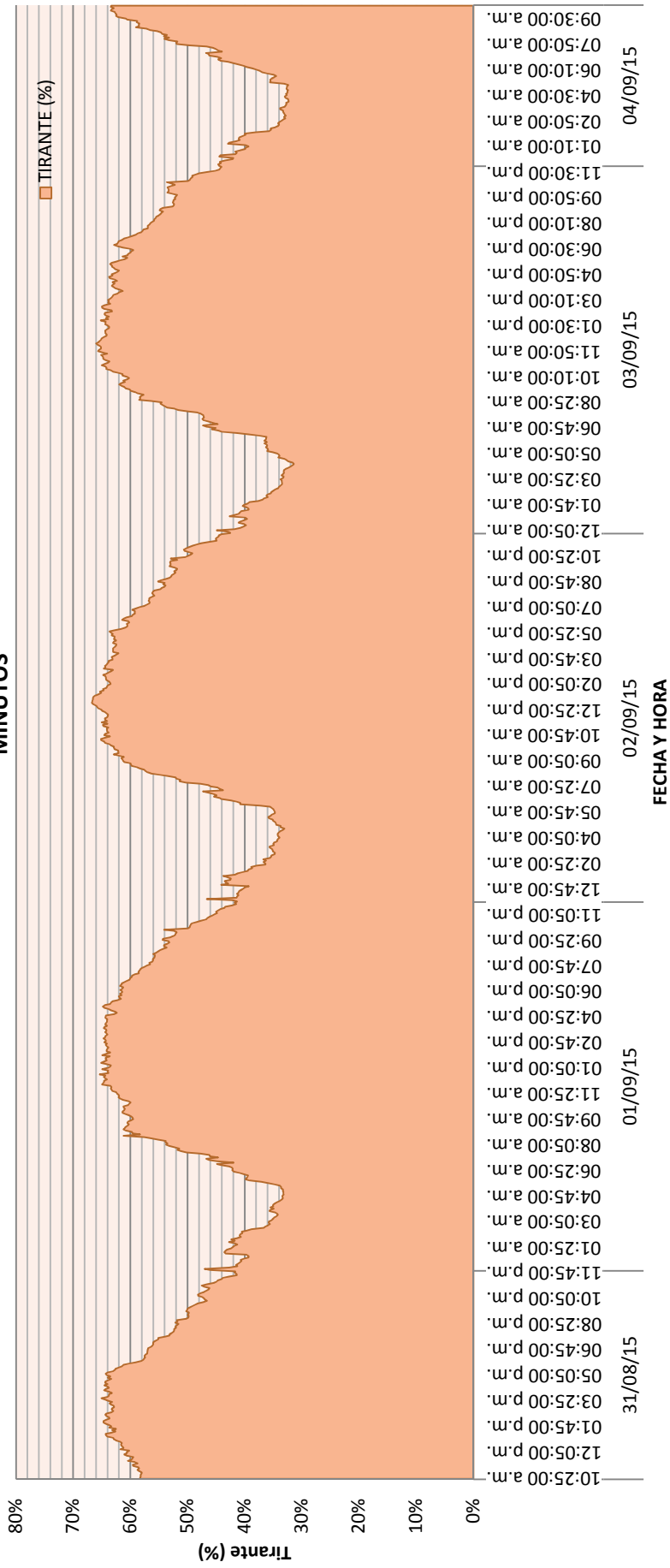
VARIACIÓN DEL CAUDAL Q (L/S) PUNTO P-12 COLECTOR LOS MARINOS SEGÚN FECHA Y HORA. REGISTRO CADA CINCO MINUTOS



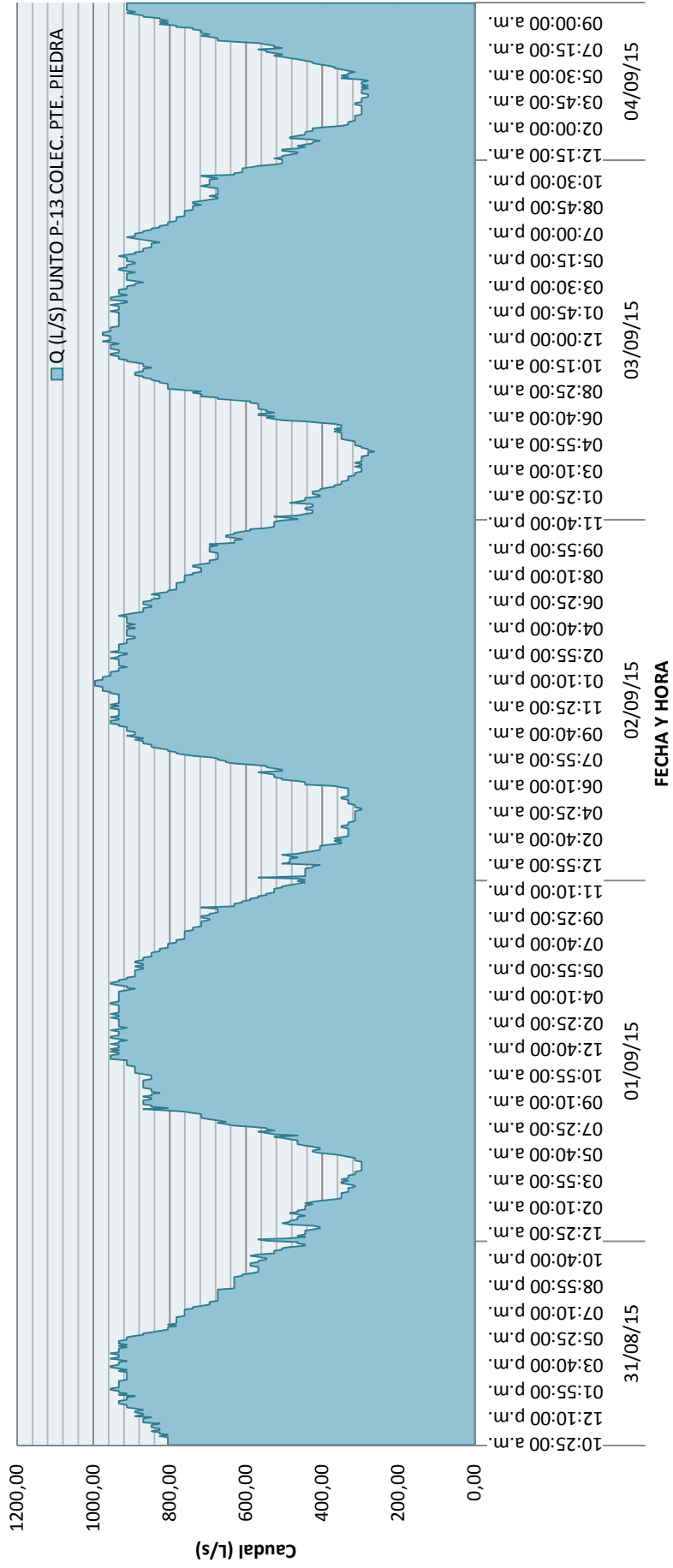
3.17

PUNTO P-13 COLECTOR PUENTE PIEDRA

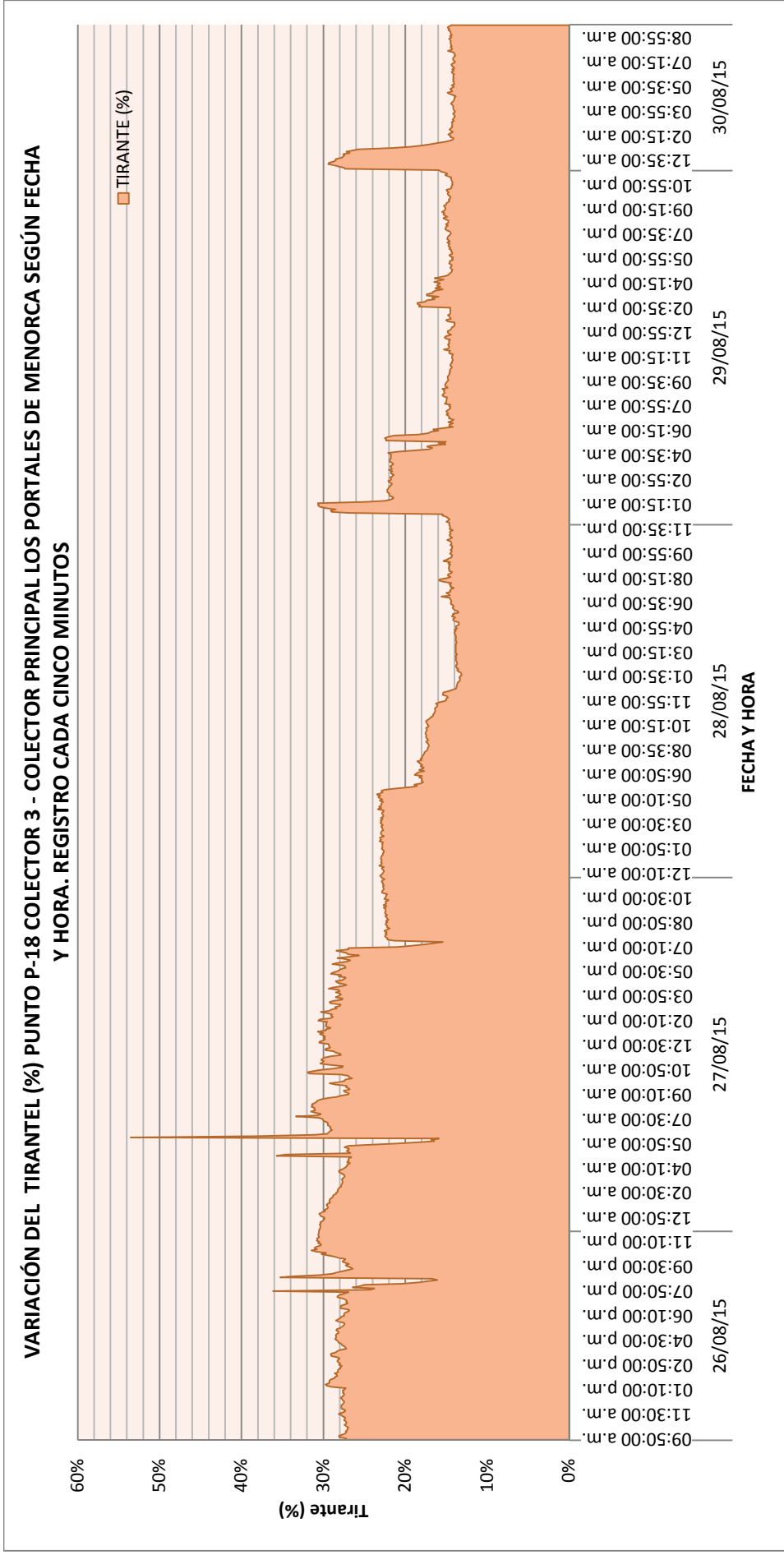
VARIACIÓN DEL TIRANTEL (%) PUNTO P-13 COLECTOR PUENTE PIEDRA SEGÚN FECHA Y HORA. REGISTRO CADA CINCO MINUTOS



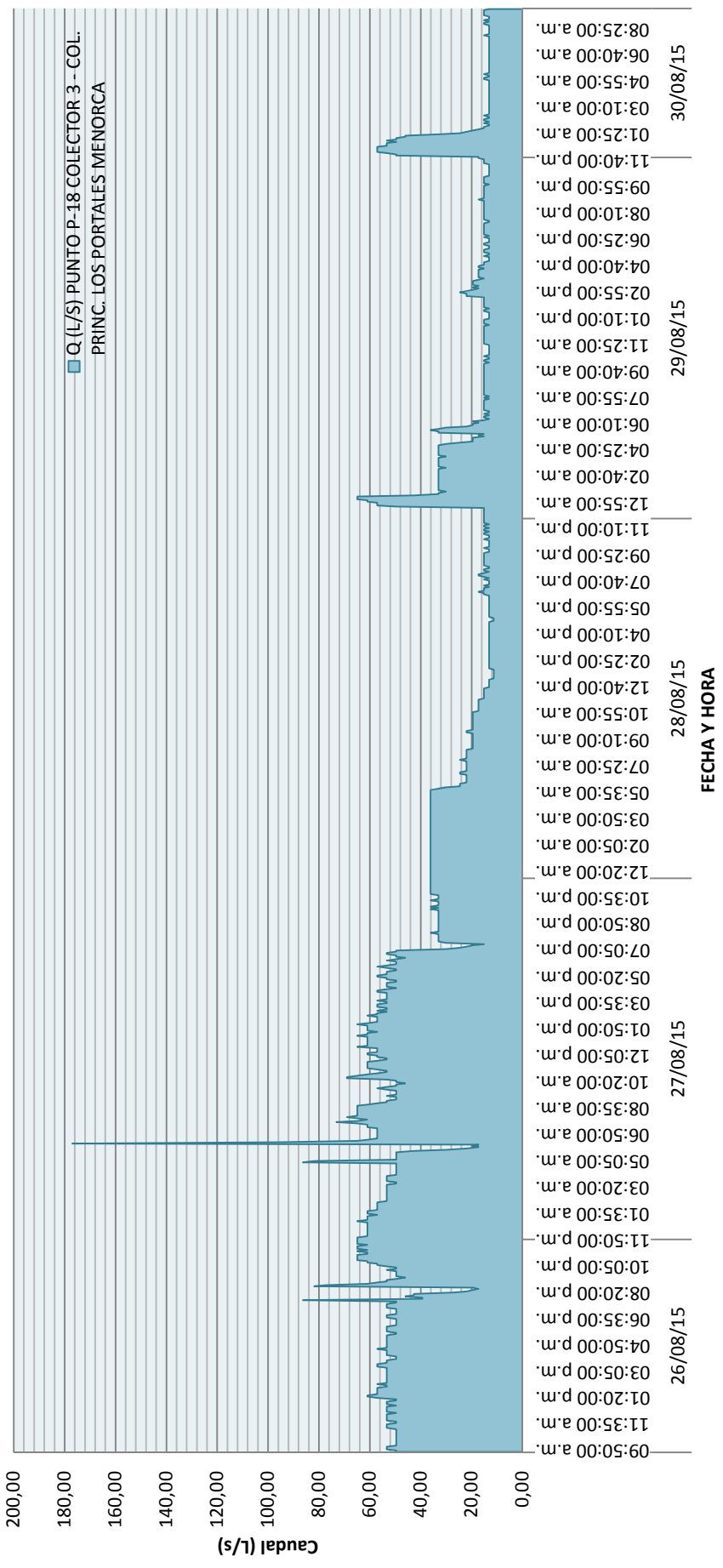
VARIACIÓN DEL CAUDAL Q (L/S) PUNTO P-13 COLECTOR PUENTE PIEDRA SEGÚN FECHA Y HORA. REGISTRO CADA CINCO MINUTOS



3.18 PUNTO P-18 COLECTOR 3 – COLECTOR PRINCIPAL LOS PORTALES DE MENORCA

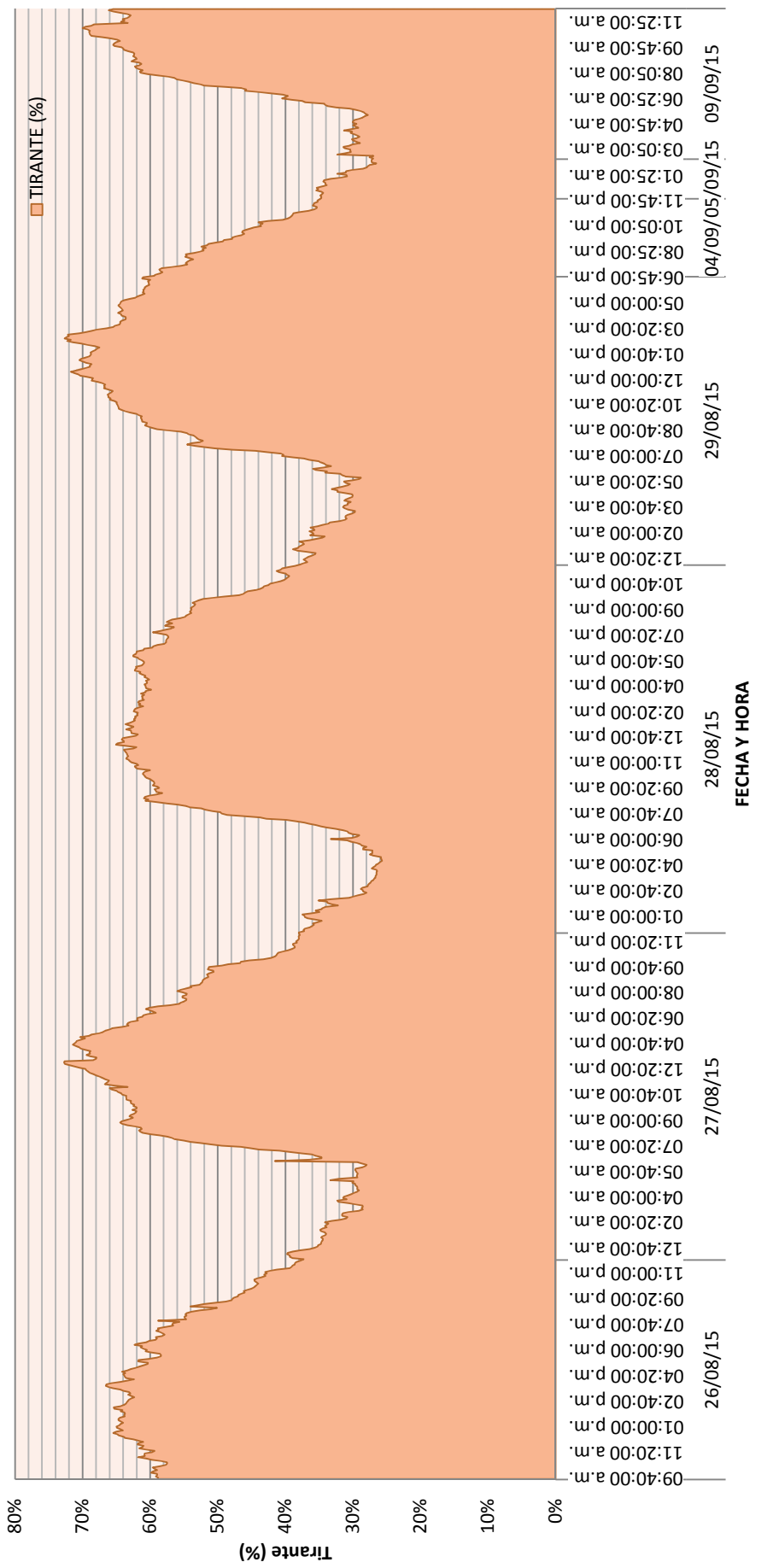


**VARIACIÓN DEL CAUDAL Q (L/S) PUNTO P-18 COLECTOR 3- COLECTOR PRINCIPAL LOS PORTALES DE MENORCA SEGÚN
FECHA Y HORA. REGISTRO CADA CINCO MINUTOS**

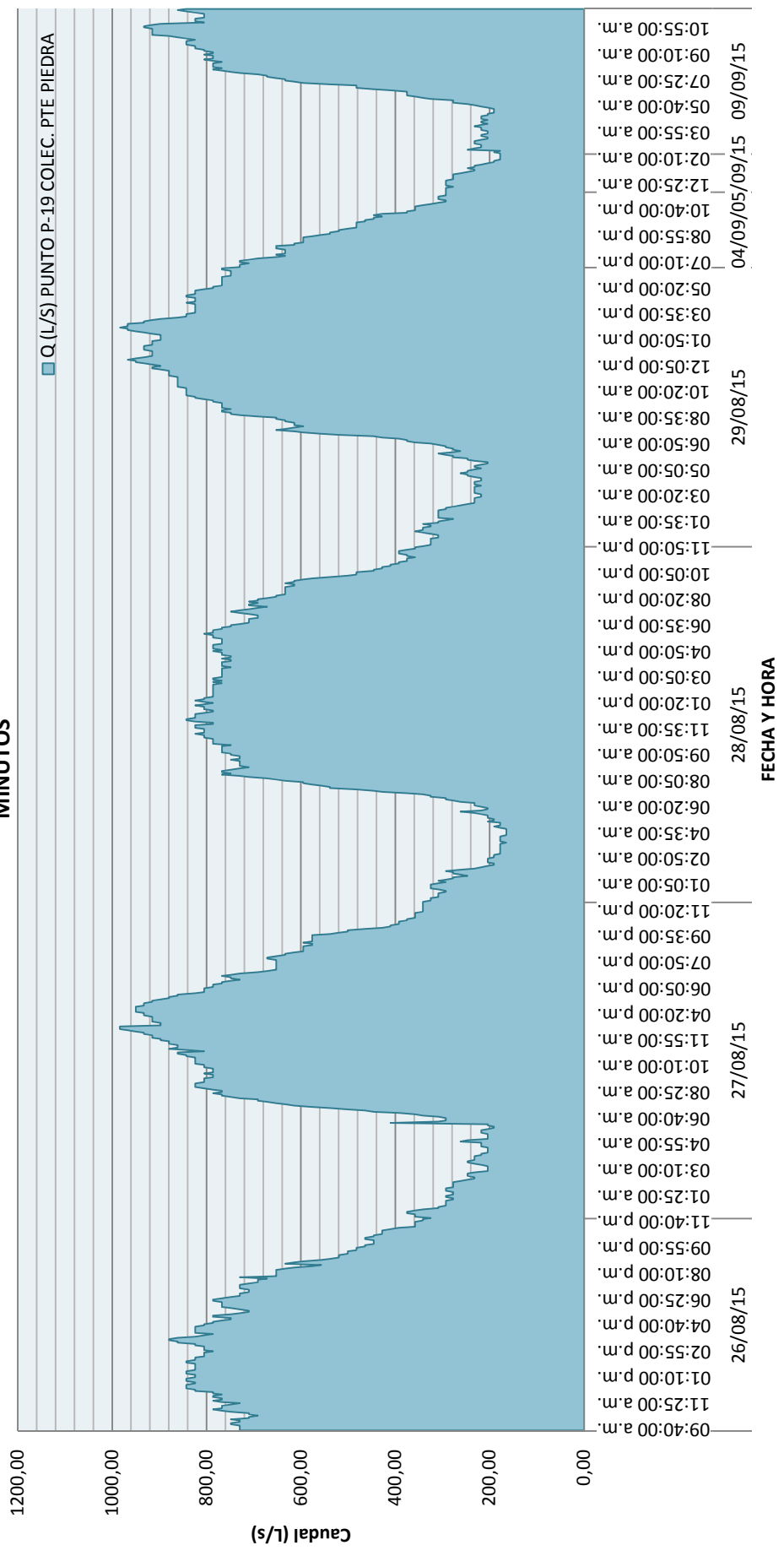


3.19 PUNTO P-19 COLECTOR PUENTE PIEDRA

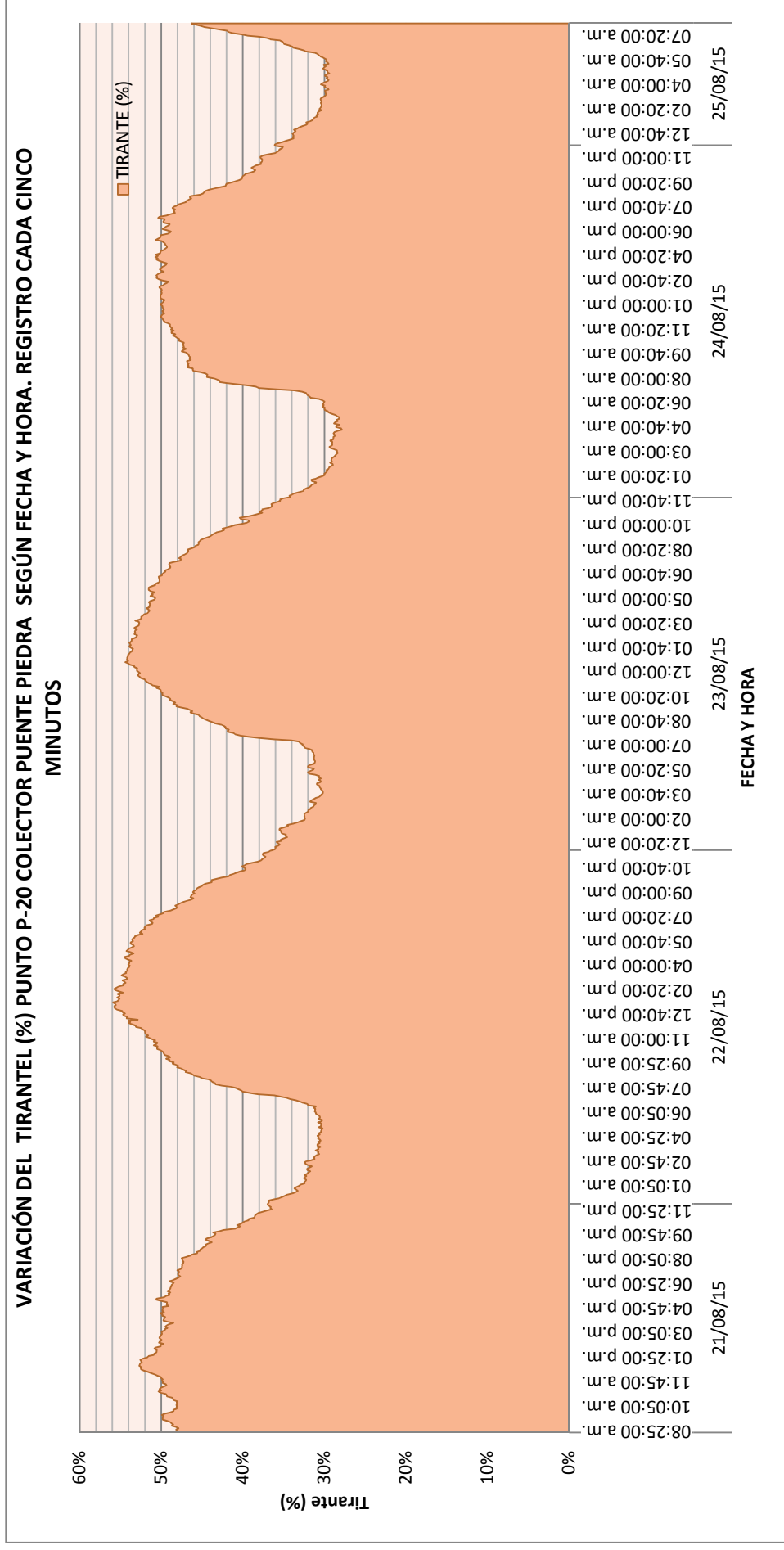
VARIACIÓN DEL TIRANTE (%) PUNTO P-19 COLECTOR PUENTE PIEDRA SEGÚN FECHA Y HORA. REGISTRO CADA CINCO MINUTOS



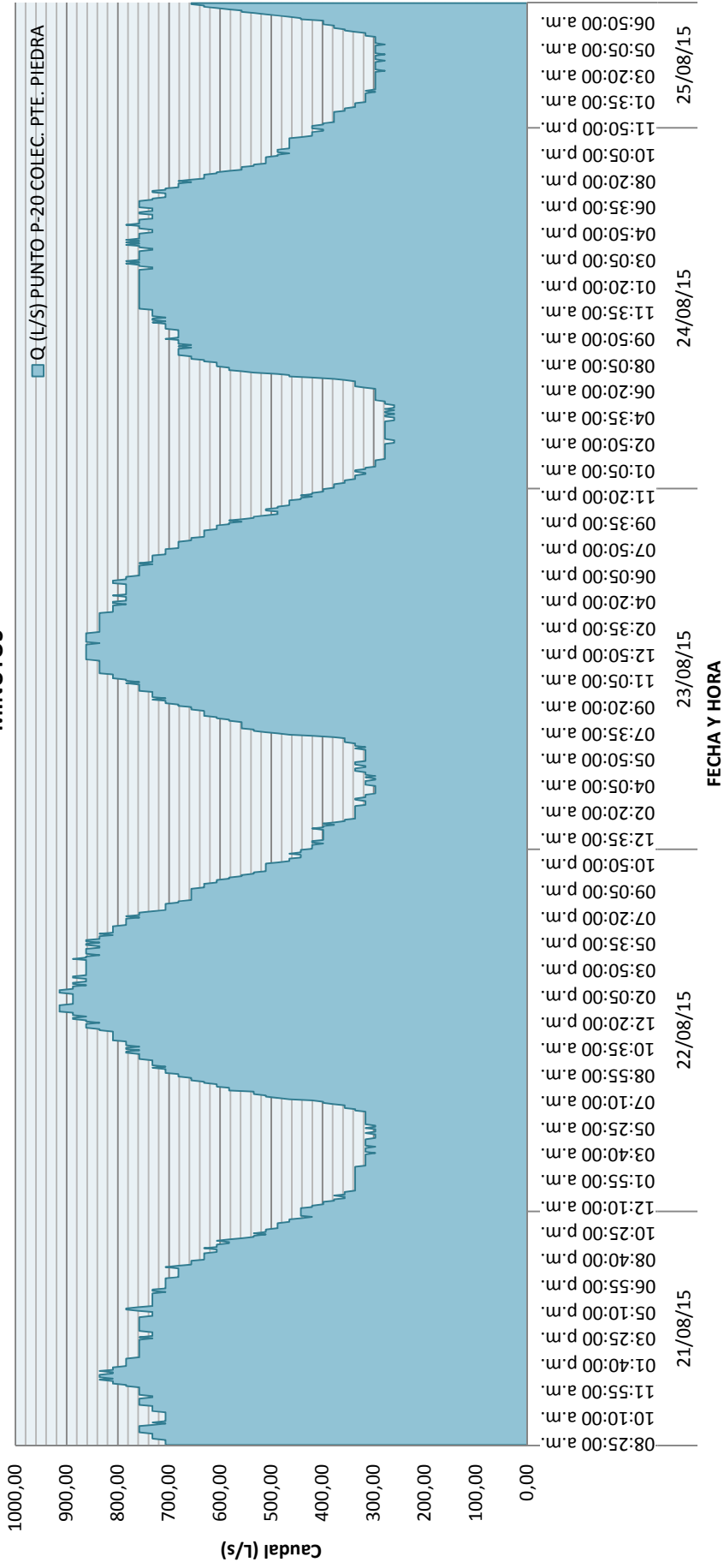
VARIACIÓN DEL CAUDAL Q (L/S) PUNTO P-19 COLECTOR PUENTE PIEDRA SEGÚN FECHA Y HORA. REGISTRO CADA CINCO MINUTOS



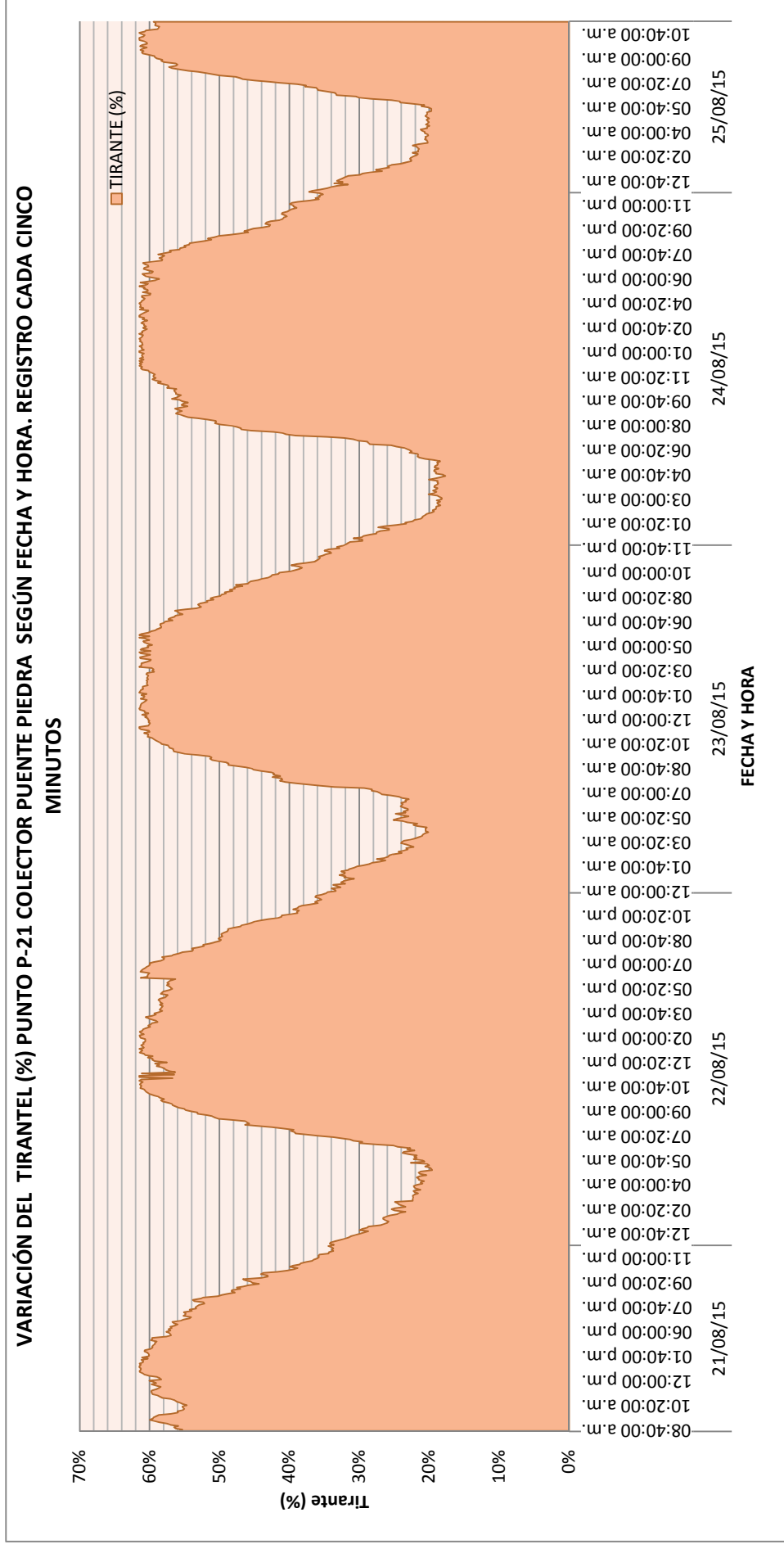
3.20 PUNTO P-20 COLECTOR PUENTE PIEDRA



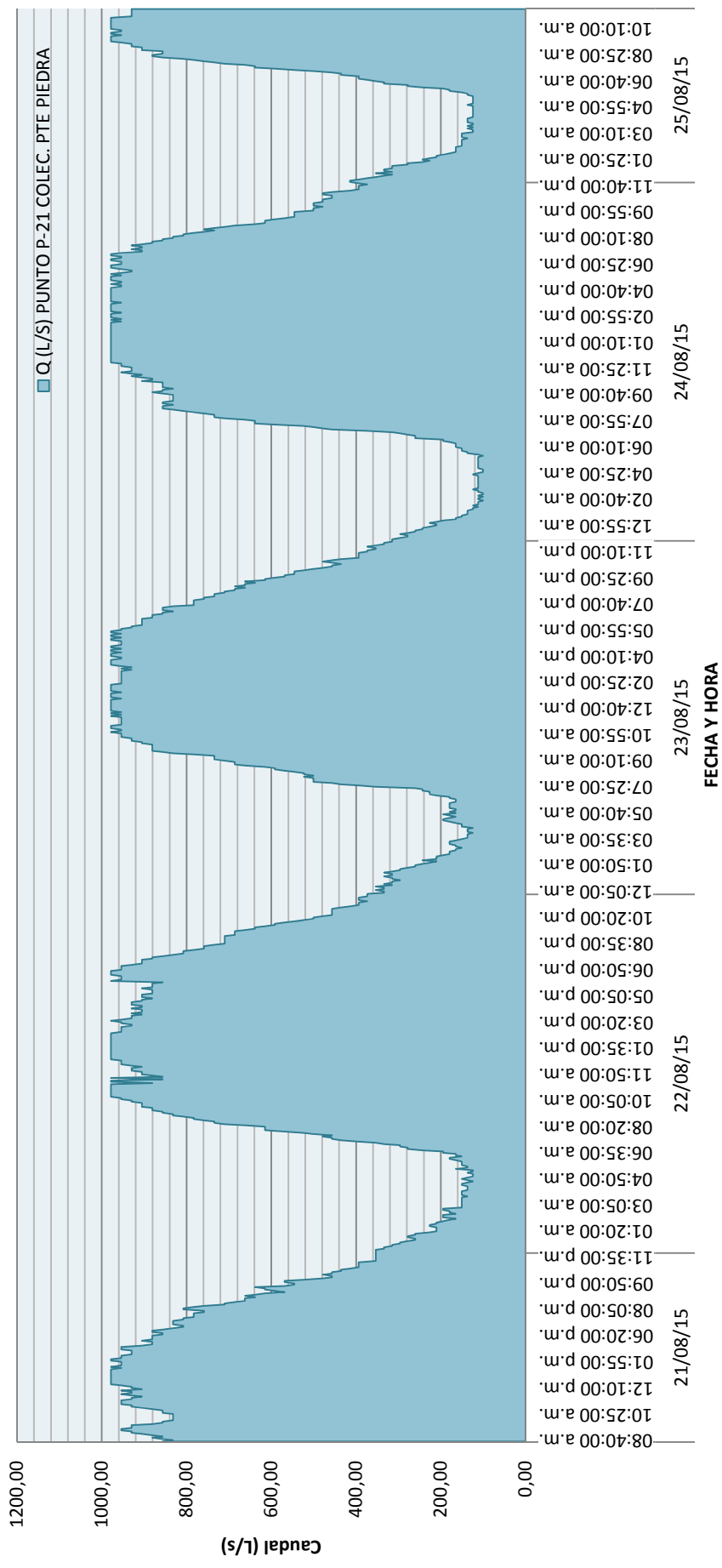
VARIACIÓN DEL CAUDAL Q (L/S) PUNTO P-20 COLLECTOR PUENTE PIEDRA SEGÚN FECHA Y HORA. REGISTRO CADA CINCO MINUTOS



3.21 PUNTO P-21 COLECTOR PUENTE PIEDRA



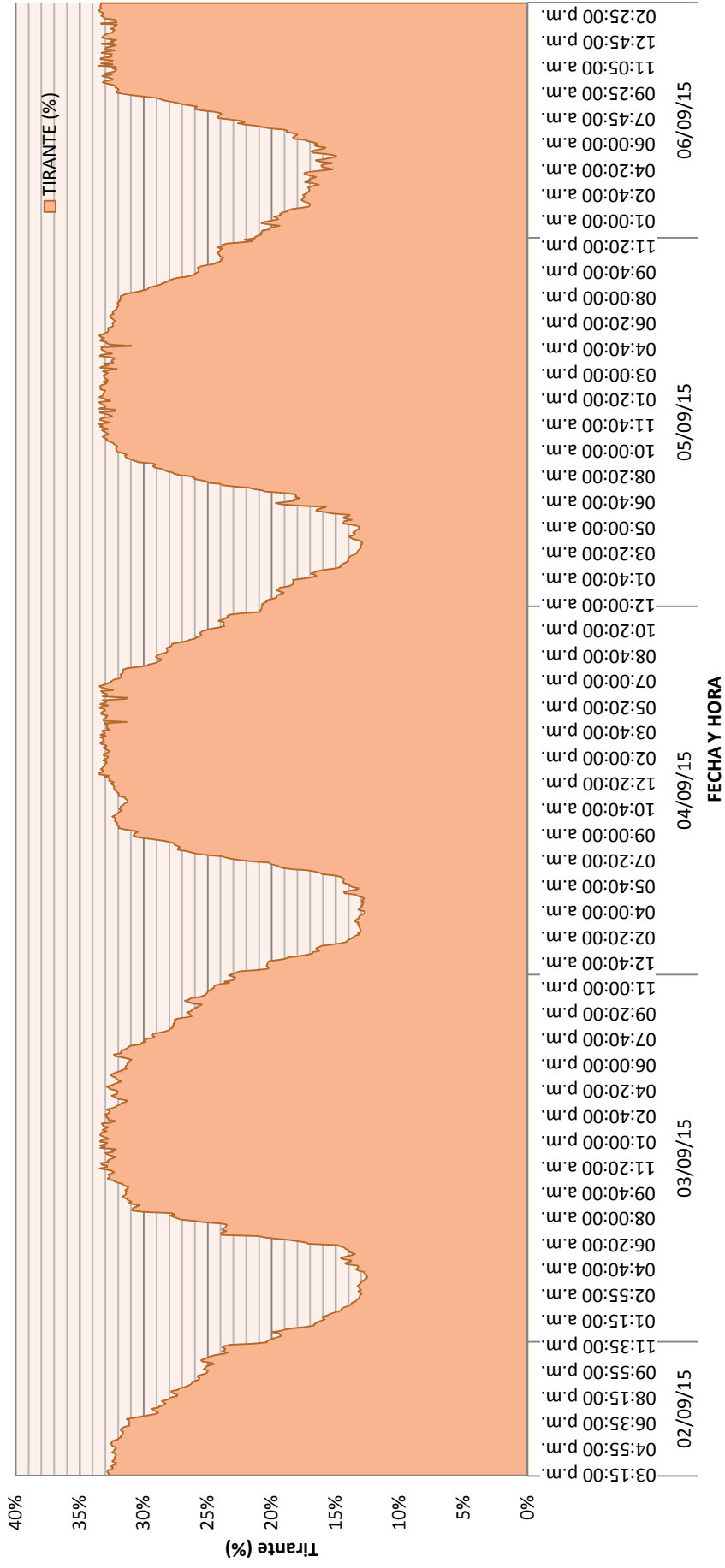
VARIACIÓN DEL CAUDAL Q (L/S) PUNTO P-21 COLECTOR PUENTE PIEDRA SEGÚN FECHA Y HORA. REGISTRO CADA CINCO MINUTOS



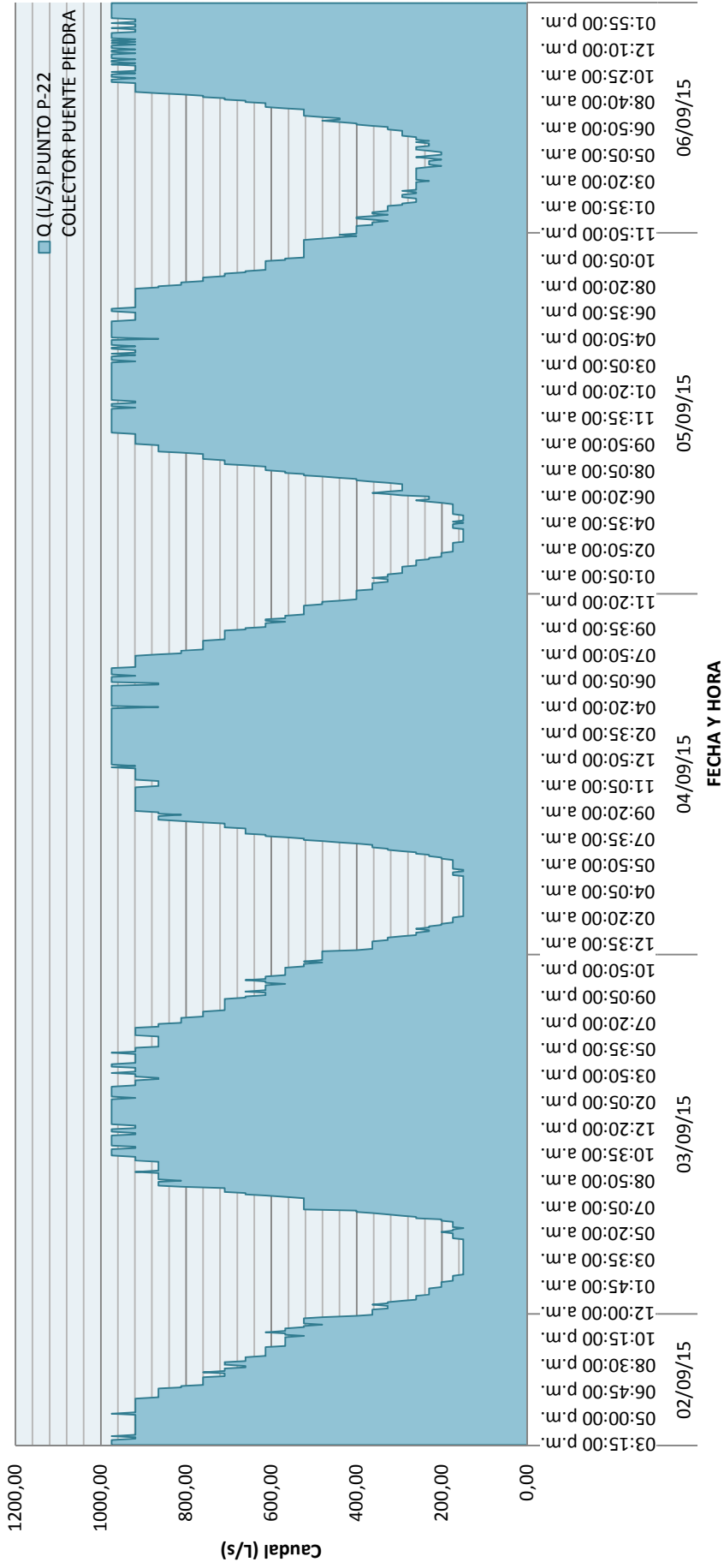
3.22

PUNTO P-22 COLECTO PUNTE PIEDRA

VARIACIÓN DEL TIRANTE (%) PUNTO P-22 COLECTOR PUNTE PIEDRA SEGÚN FECHA Y HORA. REGISTRO CADA CINCO MINUTOS



VARIACIÓN DEL CAUDAL Q (L/S) PUNTO P-22 COLECTOR PUENTE PIEDRA SEGÚN FECHA Y HORA. REGISTRO CADA CINCO MINUTOS



ANEXO N° 05

Reporte del modelamiento hidráulico para el escenario 2023

“Ampliación y Mejoramiento del Colector Puentes Piedra y Tratamiento de Aguas Servidas del Área del drenaje de la PTAR Puentes Piedra”

Reporte de Tramos del Colector Puentes Piedra Existente - Año 2023

Tramo	Buzón de Araque	Buzón de Llegada	Nivel de Terreno (inicio)	Nivel de Terreno (llegada)	Nivel de Fondo (inicio)	Nivel de Fondo (llegada)	Longitud (escalado) (m.)	Pendiente (%)	Díametro Nominal	Díametro Interno (mm.)	Material	Coefficiente de Manning n	Velocidad (m/s)	Relación Tirante/ Diámetro (%)	Tractive Stress (Pascals)	Caudal (L/s)	Capacidad de Diseño (L/s)
Tramo-1	Bz-302128	Bz-6510	217.32	216.00	214.71	214.17	96.90	5.58	400mm	400PVC	0.013	1.33	59.90	6.10	105.85	155.59	
Tramo-2	Bz-6510	Bz-7332	216.00	214.91	214.17	213.38	132.90	5.95	400mm	400PVC	0.013	1.36	59.00	6.43	105.85	160.57	
Tramo-3	Bz-7332	Bz-7330	214.91	214.59	213.38	212.57	112.80	7.18	400mm	400PVC	0.013	1.47	57.20	7.52	105.85	176.50	
Tramo-4	Bz-7330	Bz-7329	214.59	213.25	212.57	211.47	113.40	9.70	400mm	400PVC	0.013	1.65	54.80	9.62	105.85	205.12	
Tramo-5	Bz-7329	Bz-7328	213.25	211.73	210.37	209.39	61.90	15.73	400mm	400PVC	0.013	1.62	55.20	9.28	105.85	200.59	
Tramo-6	Bz-7328	Bz-7331	212.39	211.73	210.37	209.39	61.90	15.73	400mm	400PVC	0.013	1.97	51.50	14.22	105.85	261.16	
Tramo-7	Bz-7331	Bz-7521	211.73	211.48	209.39	209.17	12.20	17.88	400mm	400PVC	0.013	2.07	51.00	15.76	105.85	278.48	
Tramo-8	Bz-7521	Bz-328016	211.48	211.10	209.17	207.96	55.20	21.93	400mm	400PVC	0.013	2.23	49.50	18.56	105.85	308.42	
Tramo-9	Bz-328016	Bz-328017	211.10	210.00	207.96	206.86	59.70	18.41	400mm	400PVC	0.013	2.09	50.50	16.13	105.85	282.59	
Tramo-10	Bz-328017	Bz-7520	210.00	208.60	206.81	206.07	57.00	13.02	450mm	450PVC	0.013	1.83	44.80	12.13	105.85	325.30	
Tramo-11	Bz-7520	Bz-7519	208.60	208.45	206.07	205.98	12.20	7.79	450mm	450PVC	0.013	1.51	47.80	8.04	105.85	251.67	
Tramo-12	Bz-7519	Bz-7518	208.45	208.30	205.98	205.71	34.70	6.07	450mm	450PVC	0.013	1.88	49.40	6.57	105.85	222.17	
Tramo-13	Bz-4617	Bz-4616	208.48	206.76	205.84	204.42	77.40	18.32	400mm	400PVC	0.013	1.30	47.40	12.90	105.85	281.85	
Tramo-14	Bz-7518	Bz-7517	208.30	208.00	205.71	205.52	36.90	6.62	450mm	450PVC	0.013	1.43	48.80	7.05	105.85	231.90	
Tramo-15	Bz-7517	Bz-7444	208.00	207.21	205.52	204.81	118.60	6.00	450mm	450PVC	0.013	1.37	49.50	6.51	105.85	220.78	
Tramo-16	Bz-7444	Bz-7443	207.21	206.36	204.81	204.18	104.20	6.08	450mm	450PVC	0.013	1.38	49.40	6.58	105.85	222.35	
Tramo-17	Bz-4616	Bz-4535	206.76	206.20	204.42	204.31	32.30	3.47	400mm	400PVC	0.013	0.98	47.40	3.41	62.06	122.62	
Tramo-18	Bz-4535	Bz-4481	206.20	204.71	204.31	202.76	62.50	24.76	400mm	400PVC	0.013	2.00	36.90	16.36	62.06	327.69	
Tramo-19	Bz-7443	Bz-7442	206.36	205.85	204.18	203.48	112.80	6.21	450mm	450PVC	0.013	1.39	51.90	6.69	105.85	224.62	
Tramo-20	Bz-7442	Bz-7441	205.85	205.48	203.48	202.80	163.30	4.42	450mm	450PVC	0.013	1.22	53.90	5.07	105.85	189.46	
Tramo-21	Bz-7441	Bz-7432	205.48	204.56	202.80	202.27	127.70	4.18	450mm	450PVC	0.013	1.20	52.90	4.85	105.85	184.36	
Tramo-22	Bz-4481	Bz-4480	204.71	202.33	202.76	200.88	76.20	24.74	400mm	400PVC	0.013	2.00	36.90	16.35	62.06	327.55	
Tramo-23	Bz-7432	Bz-7431	204.56	203.87	202.27	201.78	97.20	5.01	450mm	450PVC	0.013	1.28	50.90	5.62	105.85	201.78	
Tramo-24	Bz-7431	Bz-7430	203.87	203.72	201.78	201.08	103.60	6.76	450mm	450PVC	0.013	1.44	48.70	7.17	105.85	234.32	
Tramo-25	Bz-7440	Bz-7439	203.72	203.16	201.08	200.71	28.30	13.16	450mm	450PVC	0.013	1.84	44.70	12.23	105.85	327.05	
Tramo-26	Bz-4480	Bz-4479	202.33	201.38	200.88	199.92	82.30	11.59	400mm	400PVC	0.013	1.53	40.20	8.98	62.06	224.23	
Tramo-27	Bz-7439	Bz-7438	203.16	202.59	200.71	200.01	78.00	8.97	450mm	450PVC	0.013	1.59	46.90	9.01	105.85	270.04	
Tramo-28	Bz-7438	Bz-7437	202.59	202.01	200.01	199.31	76.80	9.11	450mm	450PVC	0.013	1.60	46.80	9.12	105.85	272.17	
Tramo-29	Bz-4479	Bz-4615	201.38	200.61	199.92	198.34	60.70	26.12	400mm	400PVC	0.013	2.04	44.90	17.06	62.06	336.55	
Tramo-30	Bz-7437	Bz-7436	202.01	201.38	199.31	198.61	77.40	9.04	450mm	450PVC	0.013	1.60	46.80	9.06	105.85	271.10	
Tramo-31	Bz-7436	Bz-7435	201.38	200.58	198.61	197.91	77.10	9.08	450mm	450PVC	0.013	1.60	46.80	9.09	105.85	271.64	
Tramo-32	Bz-4615	Bz-4478	200.61	199.79	198.34	197.11	106.40	11.59	400mm	400PVC	0.013	1.53	40.20	8.98	62.06	224.21	
Tramo-33	Bz-7435	Bz-7434	200.58	200.10	197.91	197.21	76.20	9.19	450mm	450PVC	0.013	1.61	46.80	9.18	105.85	273.26	
Tramo-34	Bz-7434	Bz-7433	200.10	199.26	197.21	196.51	78.90	8.87	450mm	450PVC	0.013	1.59	54.80	8.92	105.85	268.47	
Tramo-35	Bz-4478	Bz-6336	199.79	197.95	197.11	195.57	93.90	16.44	400mm	400PVC	0.013	1.73	38.60	11.84	62.06	266.99	
Tramo-36	Bz-7433	Bz-8600	199.26	198.81	196.51	195.81	221.90	3.16	450mm	450PVC	0.013	1.08	54.80	3.84	105.85	160.13	
Tramo-37	Bz-8600	Bz-8599	198.81	197.92	195.81	195.11	120.10	5.83	450mm	450PVC	0.013	1.36	49.70	6.36	105.85	217.67	
Tramo-38	Bz-6336	Bz-6481	197.95	196.31	195.57	194.12	111.90	12.93	400mm	400PVC	0.013	1.59	39.70	9.79	62.06	236.78	
Tramo-39	Bz-8599	Bz-8598	197.92	197.65	195.11	194.73	57.00	6.63	450mm	450PVC	0.013	1.43	48.80	7.06	105.85	232.18	
Tramo-40	Bz-8598	Bz-8489	197.65	196.84	194.66	193.92	121.00	7.12	500mm	500PVC	0.013	1.46	41.70	7.43	105.85	318.70	
Tramo-41	Bz-6481	Bz-6197	196.31	194.72	194.12	192.64	104.50	14.21	400mm	400PVC	0.013	1.64	39.20	10.56	62.06	248.29	
Tramo-42	Bz-8489	Bz-8488	196.84	196.74	193.92	193.10	110.00	6.55	500mm	500PVC	0.013	1.41	45.00	6.95	105.85	305.66	
Tramo-43	Bz-8488	Bz-8487	196.74	196.00	193.10	192.46	91.70	6.88	500mm	500PVC	0.013	1.48	44.20	7.52	116.74	313.15	
Tramo-44	Bz-198056	Bz-198046	194.40	192.13	192.69	190.55	96.50	21.74	355mm	355PVC	0.013	1.26	20.60	7.91	14.19	223.35	
Tramo-45	Bz-6197	Bz-6196	194.72	194.53	192.64	192.08	40.50	13.81	400mm	400PVC	0.013	1.63	39.40	10.32	62.06	244.77	
Tramo-46	Bz-8487	Bz-8486	196.00	195.59	192.46	192.19	36.90	7.43	500mm	500PVC	0.013	1.52	43.80	8.00	116.74	325.46	

"Ampliación y Mejoramiento del Colector Puentes Piedra y Tratamiento de Aguas Servidas del Área del drenaje de la PTAR Puentes Piedra"

Tramo-47	Bz-8486	Bz-8576	195.59	194.92	192.19	191.92	36.00	7.48	500mm	500PVC	0.013	1.52	43.70	8.04	116.74	326.55
Tramo-48	Bz-6196	Bz-302126	194.53	193.19	192.08	191.23	69.20	12.17	400mm	400PVC	0.013	1.55	39.90	9.33	62.06	229.74
Tramo-49	Bz-8576	Bz-8575	194.92	193.65	191.92	191.40	82.00	6.35	500mm	500PVC	0.013	1.44	44.70	7.06	116.74	301.00
Tramo-50	Bz-8575	Bz-8574	193.65	192.70	191.40	190.77	96.90	6.46	500mm	500PVC	0.013	1.44	44.60	7.15	116.74	303.45
Tramo-51	Bz-302126	Bz-6382	193.19	193.02	191.23	189.68	71.60	22.14	400mm	400PVC	0.013	1.93	46.00	14.98	62.06	309.89
Tramo-52	Bz-8574	Bz-8573	192.70	192.07	190.77	190.23	95.40	5.68	500mm	500PVC	0.013	1.38	45.40	6.45	116.74	284.61
Tramo-53	Bz-198046	Bz-195004	192.13	191.25	190.55	189.45	61.00	18.05	355mm	355PVC	0.013	1.18	28.70	6.85	14.19	203.50
Tramo-54	Bz-8573	Bz-8572	192.07	191.47	190.23	189.41	95.40	8.66	500mm	500PVC	0.013	1.61	42.90	9.04	116.74	351.35
Tramo-55	Bz-7467	Bz-7469	193.33	193.00	190.18	189.92	39.60	6.56	500mm	500PVC	0.013	1.02	23.20	4.27	33.38	305.87
Tramo-56	Bz-7469	Bz-7468	193.00	192.56	189.92	189.67	50.30	4.97	500mm	500PVC	0.013	3.44	25.60	3.44	33.38	266.22
Tramo-57	Bz-7468	Bz-7342	192.56	191.99	189.67	189.40	86.60	3.12	500mm	500PVC	0.013	0.78	25.60	2.39	33.38	210.88
Tramo-58	Bz-6362	Bz-6198	193.02	192.04	189.65	189.15	127.40	3.92	450mm	450PVC	0.013	1.04	40.90	3.86	66.67	178.61
Tramo-59	Bz-195004	Bz-198055	191.25	190.90	189.45	189.39	37.50	1.60	355mm	355PVC	0.013	0.50	35.00	1.03	14.19	60.60
Tramo-60	Bz-8572	Bz-8571	191.47	191.00	189.41	188.70	91.40	7.73	500mm	500PVC	0.013	1.54	43.50	8.26	116.74	332.02
Tramo-61	Bz-7342	Bz-7470	191.99	191.42	189.40	188.93	100.00	4.70	500mm	500PVC	0.013	0.91	28.90	3.29	33.38	258.90
Tramo-62	Bz-198055	Bz-195003	190.90	190.70	189.39	189.24	66.80	2.25	355mm	355PVC	0.013	0.63	36.90	1.57	20.71	71.81
Tramo-63	Bz-195003	Bz-195002	190.70	190.83	189.24	189.16	36.60	2.19	355mm	355PVC	0.013	0.62	37.90	1.54	20.71	70.85
Tramo-64	Bz-195002	Bz-195001	190.83	190.90	189.16	189.04	64.30	1.87	355mm	355PVC	0.013	0.59	39.00	1.36	20.71	65.44
Tramo-65	Bz-6198	Bz-6361	192.04	192.61	189.15	188.38	93.60	8.17	450mm	450PVC	0.013	1.36	41.00	6.92	66.67	257.62
Tramo-66	Bz-195001	Bz-195000	190.90	190.94	189.04	188.95	51.80	1.74	355mm	355PVC	0.013	0.57	39.00	1.28	20.71	63.14
Tramo-67	Bz-195000	Bz-194999	190.94	190.88	188.95	188.83	64.00	1.88	355mm	355PVC	0.013	0.59	37.90	1.36	20.71	65.59
Tramo-68	Bz-7470	Bz-6738	191.42	191.05	188.93	188.83	76.20	1.31	500mm	500PVC	0.013	0.58	31.90	1.21	33.38	136.79
Tramo-69	Bz-194999	Bz-194998	190.88	191.19	188.83	188.74	41.80	2.16	355mm	355PVC	0.013	0.62	36.00	1.52	20.71	70.33
Tramo-70	Bz-6738	Bz-8550	191.05	190.94	188.83	188.66	84.10	2.02	500mm	500PVC	0.013	0.67	33.70	1.70	33.38	169.74
Tramo-71	Bz-194998	Bz-6364	191.19	192.07	188.74	188.57	90.20	1.84	355mm	355PVC	0.013	0.58	38.70	1.32	20.71	64.98
Tramo-72	Bz-8571	Bz-70650	191.00	190.15	188.70	187.99	106.10	6.66	500mm	500PVC	0.013	1.46	44.40	7.32	116.74	308.06
Tramo-73	Bz-8550	Bz-8549	190.94	190.60	188.66	188.60	75.00	0.80	500mm	500PVC	0.013	0.48	34.30	0.82	33.38	106.81
Tramo-74	Bz-8549	Bz-8548	190.60	190.52	188.60	188.51	50.90	1.77	500mm	500PVC	0.013	0.64	37.00	1.53	33.38	158.78
Tramo-75	Bz-6364	Bz-6480	192.07	192.40	188.57	188.51	34.40	1.86	355mm	355PVC	0.013	0.59	37.00	1.35	20.71	65.30
Tramo-76	Bz-6480	Bz-6479	192.40	192.09	188.51	188.37	54.60	2.57	355mm	355PVC	0.013	0.66	36.00	1.75	20.71	76.74
Tramo-77	Bz-8548	Bz-296036	190.52	190.71	188.51	188.42	63.10	1.43	500mm	500PVC	0.013	0.59	28.50	1.29	33.38	142.61
Tramo-78	Bz-296036	Bz-8547	190.71	190.70	188.42	188.27	31.10	4.83	500mm	500PVC	0.013	0.92	24.10	3.36	33.38	262.28
Tramo-79	Bz-6361	Bz-6209	192.61	192.61	188.38	188.25	36.00	3.61	450mm	450PVC	0.013	1.01	46.50	3.62	66.67	171.41
Tramo-80	Bz-6479	Bz-6478	192.09	191.89	188.37	188.30	30.50	2.30	355mm	355PVC	0.013	0.63	37.50	1.60	20.71	72.60
Tramo-81	Bz-6478	Bz-6477	191.89	191.76	188.30	188.25	26.80	1.86	355mm	355PVC	0.013	0.59	33.90	1.36	20.71	65.41
Tramo-82	Bz-8547	Bz-8546	190.70	190.45	188.27	187.98	56.70	5.12	500mm	500PVC	0.013	0.93	23.90	3.52	33.38	270.06
Tramo-83	Bz-6477	Bz-7665	191.76	191.69	188.25	188.08	23.50	7.24	400mm	400PVC	0.013	0.94	31.50	3.89	20.71	177.24
Tramo-84	Bz-6209	Bz-6360	192.61	191.21	188.25	188.10	66.80	2.22	450mm	450PVC	0.013	0.84	44.60	2.44	66.67	134.25
Tramo-85	Bz-6360	Bz-7988	191.21	190.87	188.10	187.90	43.60	6.93	450mm	450PVC	0.013	1.28	46.60	6.08	66.67	237.32
Tramo-86	Bz-7665	Bz-7664	191.69	191.44	188.08	188.02	59.40	1.01	400mm	400PVC	0.013	0.47	34.70	0.82	20.71	66.17
Tramo-87	Bz-7664	Bz-7663	191.44	190.91	188.02	187.92	95.70	2.09	400mm	400PVC	0.013	0.61	31.50	1.46	20.71	95.20
Tramo-88	Bz-8546	Bz-8545	190.45	190.20	187.98	187.19	84.10	9.39	500mm	500PVC	0.013	1.16	22.30	5.65	33.38	365.91
Tramo-89	Bz-7663	Bz-6350	190.91	190.41	187.92	187.66	72.80	2.20	400mm	400PVC	0.013	0.82	38.60	1.52	20.71	97.60
Tramo-90	Bz-7988	Bz-6359	190.87	190.36	187.80	187.70	103.30	1.68	450mm	450PVC	0.013	0.76	52.30	1.95	66.67	116.95
Tramo-91	Bz-6359	Bz-6358	190.36	190.58	187.70	187.49	103.30	2.05	450mm	450PVC	0.013	0.82	45.20	2.29	66.67	129.14
Tramo-92	Bz-70650	Bz-71105	190.15	189.29	187.69	186.95	114.90	6.47	500mm	500PVC	0.013	1.44	44.60	7.16	116.74	303.63
Tramo-93	Bz-6350	Bz-295533	190.41	189.81	187.57	187.08	115.20	4.25	400mm	400PE	0.010	1.56	69.40	4.89	142.64	176.56
Tramo-94	Bz-8002	Bz-6342	190.45	190.37	187.50	187.34	51.50	3.11	315mm	304.8PVC	0.010	0.79	33.20	1.63	15.33	73.09
Tramo-95	Bz-6358	Bz-6357	190.58	189.48	187.49	186.74	122.50	6.12	450mm	450PVC	0.013	1.22	48.70	5.51	66.67	223.06
Tramo-96	Bz-6342	Bz-6341	190.37	190.37	187.34	187.27	36.30	1.93	315mm	304.8PVC	0.010	0.67	35.20	1.12	15.33	57.61
Tramo-97	Bz-6341	Bz-7997	190.37	189.62	187.27	187.14	66.40	1.96	315mm	304.8PVC	0.010	0.67	35.00	1.13	15.33	58.01
Tramo-98	Bz-8545	Bz-8544	190.20	189.81	187.19	186.71	51.20	9.37	500mm	500PVC	0.013	1.16	22.30	5.64	33.38	365.58

"Ampliación y Mejoramiento del Colector Puentes Piedra y Tratamiento de Aguas Servidas del Área del drenaje de la PTAR Puentes Piedra"

Tramo-99	Bz-7997	Bz-7996	189.62	189.35	187.14	187.09	25.30	1.98	315mm	304.8PVC	0.010	0.67	32.80	1.74	15.33	58.30
Tramo-100	Bz-7996	Bz-6340	189.35	189.88	187.09	186.92	50.60	3.36	315mm	304.8PVC	0.010	0.82	37.00	1.74	15.33	76.02
Tramo-101	Bz-295533	Bz-8099	189.81	189.59	187.08	186.63	114.90	3.92	400mm	400PE	0.010	1.51	69.40	4.55	142.64	169.42
Tramo-102	Bz-71105	Bz-71104	189.29	189.10	186.95	186.25	97.80	7.20	500mm	500PVC	0.013	1.50	43.90	7.79	116.74	320.30
Tramo-103	Bz-6340	Bz-7993	189.88	189.82	186.92	186.89	39.60	0.76	315mm	304.8PVC	0.010	0.47	38.00	0.53	15.33	36.09
Tramo-104	Bz-7993	Bz-6339	189.82	189.62	186.89	186.84	18.00	2.78	315mm	304.8PVC	0.010	0.76	39.10	1.50	15.33	69.15
Tramo-105	Bz-6339	Bz-6338	189.62	189.43	186.84	186.73	42.70	2.58	315mm	304.8PVC	0.010	0.74	62.60	1.41	15.33	66.59
Tramo-106	Bz-6357	Bz-6338	189.48	189.43	186.74	186.73	13.70	0.58	450mm	450PVC	0.013	0.49	55.90	0.78	66.67	68.86
Tramo-107	Bz-6338	Bz-6356	189.43	189.42	186.73	186.70	13.70	2.33	450mm	450PVC	0.013	0.90	52.80	2.74	82.00	137.71
Tramo-108	Bz-8544	Bz-8543	189.81	189.45	186.71	186.31	45.40	8.81	500mm	500PVC	0.013	1.13	24.20	5.37	33.38	354.37
Tramo-109	Bz-6356	Bz-6355	189.42	189.27	186.70	186.51	62.80	2.98	450mm	450PVC	0.013	0.99	50.10	3.35	82.00	155.59
Tramo-110	Bz-8099	Bz-6349	189.59	189.28	186.63	185.52	120.40	9.22	400mm	400PE	0.010	2.12	83.50	9.35	142.64	259.96
Tramo-111	Bz-6355	Bz-6354	189.27	189.97	186.51	186.13	105.20	3.62	450mm	450PVC	0.013	1.07	52.80	3.93	82.00	171.61
Tramo-112	Bz-8543	Bz-8538	189.45	189.06	186.31	186.05	55.50	4.69	500mm	500PVC	0.013	0.91	24.70	5.00	33.38	258.51
Tramo-113	Bz-71104	Bz-298399	189.10	189.32	186.25	185.62	103.30	6.10	500mm	500PVC	0.013	1.41	44.90	6.83	116.74	294.84
Tramo-114	Bz-6354	Bz-6353	189.97	188.09	186.13	185.88	114.90	2.15	450mm	450PVC	0.013	0.88	56.90	2.56	82.00	132.18
Tramo-115	Bz-8538	Bz-6737	189.06	188.55	186.05	185.95	24.70	4.05	500mm	500PVC	0.013	0.86	24.60	2.93	33.38	240.31
Tramo-116	Bz-8544	Bz-8537	188.55	188.50	185.95	185.65	9.40	31.75	500mm	500PVC	0.013	1.78	29.80	14.58	33.38	672.82
Tramo-117	Bz-6353	Bz-6352	188.09	188.80	185.88	185.63	115.80	2.18	450mm	450PVC	0.013	0.88	56.60	2.60	82.00	133.25
Tramo-118	Bz-8537	Bz-302629	188.50	188.37	185.65	185.53	111.60	1.08	500mm	500PVC	0.013	0.54	29.80	1.03	33.38	123.84
Tramo-119	Bz-6352	Bz-8153	188.80	188.63	185.63	185.37	115.80	2.22	450mm	450PVC	0.013	0.89	57.70	2.63	82.00	134.30
Tramo-120	Bz-298399	Bz-71103	189.32	189.76	185.62	184.99	96.30	6.54	500mm	500PVC	0.013	1.45	44.50	7.22	116.74	305.38
Tramo-121	Bz-302629	Bz-8054	188.37	188.00	185.53	185.37	12.20	13.12	500mm	500PVC	0.013	1.31	25.60	7.33	33.38	432.56
Tramo-122	Bz-6349	Bz-8095	189.28	188.84	185.52	185.40	111.90	1.07	630mm	610PE	0.010	1.01	67.80	1.79	186.95	273.22
Tramo-123	Bz-8095	Bz-7675	188.84	188.68	185.40	185.34	75.00	0.80	630mm	610PE	0.010	0.90	72.10	1.40	186.95	235.97
Tramo-124	Bz-8054	Bz-6740	188.00	188.34	185.37	185.07	97.80	3.07	500mm	500PVC	0.013	0.78	28.50	2.35	33.38	209.09
Tramo-125	Bz-8153	Bz-7726	188.63	188.72	185.37	185.11	135.90	1.94	450mm	450PVC	0.013	0.84	55.70	2.35	82.00	125.40
Tramo-126	Bz-7675	Bz-7673	188.68	188.49	185.34	185.30	88.40	0.45	630mm	610PE	0.010	0.69	71.00	0.81	186.95	177.45
Tramo-127	Bz-7673	Bz-7724	188.49	188.70	185.30	185.23	136.20	0.51	630mm	610PE	0.010	0.74	58.60	0.94	186.95	189.08
Tramo-128	Bz-7724	Bz-8133	188.70	188.62	185.23	185.04	84.40	2.25	630mm	610PE	0.010	1.33	51.30	3.29	186.95	395.72
Tramo-129	Bz-7726	Bz-7728	188.72	188.86	185.11	185.04	20.40	3.43	450mm	450PVC	0.013	1.07	49.40	3.90	90.66	166.92
Tramo-130	Bz-6740	Bz-8813	188.34	188.75	185.07	184.84	111.60	2.06	500mm	500PVC	0.013	0.68	27.60	1.72	33.38	171.45
Tramo-131	Bz-7728	Bz-8154	188.86	188.91	185.04	184.91	11.30	11.88	450mm	450PVC	0.013	1.69	65.00	10.59	90.66	310.78
Tramo-132	Bz-8133	Bz-8154	188.62	188.91	185.04	184.88	94.50	1.69	630mm	610PE	0.010	1.20	60.00	2.61	186.95	343.27
Tramo-133	Bz-71103	Bz-71102	189.76	188.60	184.99	184.35	101.20	6.32	500mm	500PVC	0.013	1.43	44.70	7.02	116.74	300.05
Tramo-134	Bz-8154	Bz-7723	188.91	188.33	184.88	184.67	110.30	1.90	630mm	610PE	0.010	1.37	69.40	3.29	277.61	363.92
Tramo-135	Bz-8813	Bz-6739	188.75	188.64	184.84	184.57	68.90	3.92	500mm	500PVC	0.013	0.85	24.80	2.85	33.38	236.40
Tramo-136	Bz-7723	Bz-8132	188.33	188.10	184.67	184.57	71.60	1.40	630mm	610PE	0.010	1.21	72.50	2.51	277.61	311.69
Tramo-137	Bz-6739	Bz-8810	188.64	188.50	184.57	184.32	53.30	4.69	500mm	500PVC	0.013	0.91	26.30	3.28	33.38	258.51
Tramo-138	Bz-8132	Bz-8131	188.10	188.34	184.57	184.34	143.30	1.61	630mm	610PE	0.010	1.28	77.50	2.84	277.61	334.25
Tramo-139	Bz-335101	Bz-335103	187.81	187.46	184.45	184.36	61.30	1.47	800mm	750PVC	0.013	0.98	44.20	2.76	225.41	426.70
Tramo-140	Bz-335103	Bz-335104	187.46	186.93	184.36	183.25	150.60	7.39	800mm	750PVC	0.013	1.71	35.70	10.03	225.41	956.72
Tramo-141	Bz-71102	Bz-71101	188.60	187.28	184.35	183.64	102.70	6.87	500mm	500PVC	0.013	1.48	46.70	7.51	116.74	313.04
Tramo-142	Bz-8131	Bz-8134	188.34	187.47	184.34	184.23	135.60	0.81	630mm	610PE	0.010	0.95	74.10	1.21	277.61	237.56
Tramo-143	Bz-8810	Bz-8807	188.50	188.59	184.32	184.23	35.40	2.55	500mm	500PVC	0.013	0.73	28.70	2.03	33.38	190.51
Tramo-144	Bz-8134	Bz-8136	187.47	187.55	184.23	184.18	13.10	3.82	630mm	610PE	0.010	1.81	69.50	5.91	283.95	515.24
Tramo-145	Bz-8807	Bz-302140	188.59	188.36	184.23	183.99	104.90	2.29	500mm	500PVC	0.013	0.70	37.40	1.87	33.38	180.65
Tramo-146	Bz-8136	Bz-8135	187.55	188.46	184.18	184.10	55.80	1.43	630mm	610PE	0.010	1.22	73.60	2.58	283.95	315.92
Tramo-147	Bz-8135	Bz-8130	188.46	188.45	184.10	184.07	12.50	2.40	800mm	762PE	0.010	1.52	60.60	4.05	283.95	739.76
Tramo-148	Bz-8130	Bz-6987	188.45	188.45	184.07	184.00	140.80	0.50	800mm	762PE	0.010	0.83	53.90	1.11	289.74	336.63
Tramo-149	Bz-6987	Bz-8129	188.18	188.54	184.00	183.69	150.30	2.06	800mm	762PE	0.010	1.44	52.10	3.61	289.74	685.77
Tramo-150	Bz-302140	Bz-8805	188.36	188.13	183.99	183.98	88.10	0.11	500mm	500PVC	0.013	0.23	37.80	0.16	33.38	40.23

"Ampliación y Mejoramiento del Colector Puentes Piedra y Tratamiento de Aguas Servidas del Área del drenaje de la PTAR Puentes Piedra"

Tramo-151	Bz-8805	Bz-8804	188.13	188.13	183.98	183.64	20.40	16.65	500mm	500PVC	0.013	1.60	25.70	10.57	50.25	487.22
Tramo-152	Bz-8129	Bz-8155	188.54	188.41	183.69	183.61	96.10	0.82	800mm	762PE	0.010	1.01	58.20	1.69	289.74	431.06
Tramo-153	Bz-8804	Bz-70438	188.13	188.20	183.64	183.11	8.50	62.10	500mm	500PVC	0.013	2.55	52.20	29.48	50.25	940.98
Tramo-154	Bz-71101	Bz-71100	187.28	187.05	183.48	183.48	34.10	4.63	500mm	500PVC	0.013	1.28	46.70	5.47	116.74	256.88
Tramo-155	Bz-8155	Bz-6753	188.48	188.48	183.51	183.51	109.10	0.95	800mm	762PE	0.010	1.08	57.90	1.93	289.74	466.12
Tramo-156	Bz-6753	Bz-6754	188.48	188.56	183.51	183.39	121.90	0.95	800mm	762PE	0.010	1.08	59.60	1.92	289.74	466.12
Tramo-157	Bz-71100	Bz-71099	187.05	186.93	183.48	183.32	27.10	5.94	500mm	500PVC	0.013	1.40	45.10	6.68	116.74	290.90
Tramo-158	Bz-6754	Bz-302615	188.56	188.45	183.39	183.28	140.20	0.79	800mm	762PE	0.010	1.00	60.80	1.64	289.74	422.90
Tramo-159	Bz-302615	Bz-6755	188.45	187.76	183.28	183.20	120.70	0.66	800mm	762PE	0.010	0.93	58.60	1.42	289.74	388.70
Tramo-160	Bz-335104	Bz-335105	186.93	186.99	183.25	182.89	55.80	6.45	800mm	750PVC	0.013	1.69	36.30	9.02	225.41	894.38
Tramo-161	Bz-6755	Bz-70438	187.76	188.20	183.20	183.11	102.70	0.88	800mm	762PE	0.010	1.04	52.60	1.80	289.74	446.92
Tramo-162	Bz-70438	Bz-70444	188.20	187.70	183.11	182.88	124.40	1.85	1000mm	838PE	0.010	1.44	52.60	3.51	339.99	836.68
Tramo-163	Bz-335105	Bz-335106	186.99	186.98	182.89	182.48	60.70	6.73	800mm	750PVC	0.013	1.71	36.10	9.32	225.41	913.06
Tramo-164	Bz-70444	Bz-70439	187.70	186.92	182.88	182.77	143.30	0.77	1000mm	838PE	0.010	1.03	62.50	1.71	339.99	539.11
Tramo-165	Bz-70439	Bz-70440	186.92	187.15	182.77	182.75	11.00	1.82	1000mm	838PE	0.010	1.43	65.20	3.47	339.99	830.60
Tramo-166	Bz-70440	Bz-71059	187.15	186.39	182.75	182.68	142.00	0.49	1000mm	838PE	0.010	0.89	63.50	1.22	387.62	431.90
Tramo-167	Bz-71099	Bz-71098	186.45	186.45	182.68	182.10	72.20	8.10	500mm	500PVC	0.013	1.57	43.30	8.57	116.74	339.80
Tramo-168	Bz-71059	Bz-70443	186.39	186.04	182.68	182.61	112.20	0.62	1000mm	838PE	0.010	0.98	56.10	1.50	387.62	486.02
Tramo-169	Bz-70443	Bz-70442	186.00	185.52	182.61	182.48	82.60	1.57	1000mm	838PE	0.010	1.40	54.60	3.24	387.62	771.82
Tramo-170	Bz-70442	Bz-70441	185.52	185.51	182.48	182.45	33.20	0.90	1000mm	838PE	0.010	1.13	57.20	2.05	387.62	584.62
Tramo-171	Bz-335106	Bz-335107	186.98	186.04	182.45	181.74	122.20	6.03	800mm	750PVC	0.013	1.65	36.60	8.55	225.41	884.48
Tramo-172	Bz-70441	Bz-297388	185.51	185.33	182.45	182.33	99.10	1.21	800mm	762PE	0.010	1.26	59.80	2.59	387.62	525.50
Tramo-173	Bz-297388	Bz-70448	185.33	184.92	182.33	182.14	64.60	2.94	630mm	610PE	0.010	1.74	68.90	5.24	387.62	452.34
Tramo-174	Bz-70448	Bz-70449	184.92	184.92	182.14	182.07	9.40	7.41	630mm	610PE	0.010	2.50	71.60	11.39	387.62	718.00
Tramo-175	Bz-71098	Bz-71097	186.45	186.37	182.10	181.92	22.30	8.18	500mm	500PVC	0.013	1.58	43.20	8.44	116.74	341.50
Tramo-176	Bz-70449	Bz-70450	184.92	184.72	182.07	181.86	85.00	2.47	630mm	610PE	0.010	1.61	71.60	6.77	387.62	414.54
Tramo-177	Bz-71097	Bz-71096	186.37	185.76	181.92	180.88	102.10	10.14	500mm	500PVC	0.013	1.70	47.40	10.25	116.74	380.16
Tramo-178	Bz-70450	Bz-70451	184.72	184.31	181.86	181.59	64.30	4.20	630mm	610PE	0.010	2.01	64.60	7.12	387.62	540.50
Tramo-179	Bz-335107	Bz-335108	186.04	185.90	181.74	181.60	30.80	4.71	800mm	750PVC	0.013	1.50	43.00	7.03	225.41	764.05
Tramo-180	Bz-335108	Bz-335109	185.90	185.83	181.60	181.51	44.80	1.96	800mm	750PVC	0.013	1.09	47.90	3.49	225.41	493.38
Tramo-181	Bz-70451	Bz-70434	184.31	183.86	181.59	181.30	81.70	3.55	630mm	610PE	0.010	1.88	66.50	6.17	387.62	497.04
Tramo-182	Bz-335109	Bz-335110	185.83	185.83	181.51	181.41	50.60	1.92	800mm	750PVC	0.013	1.08	48.90	3.42	225.41	487.45
Tramo-183	Bz-335110	Bz-335111	185.17	185.17	181.41	181.27	83.80	1.65	800mm	610PE	0.013	1.02	48.10	3.02	225.41	451.72
Tramo-184	Bz-70434	Bz-70435	183.86	183.74	181.30	181.12	43.60	4.13	630mm	64.80	0.010	2.00	64.80	7.02	387.62	536.07
Tramo-185	Bz-335111	Bz-335112	185.17	184.97	181.27	181.17	92.10	2.09	800mm	750PVC	0.013	1.12	46.50	3.67	225.41	509.11
Tramo-186	Bz-335112	Bz-335113	184.97	184.43	181.17	180.93	110.30	2.11	800mm	750PVC	0.013	1.12	46.40	3.70	225.41	511.59
Tramo-187	Bz-70435	Bz-70364	183.74	183.42	181.12	180.62	103.00	4.85	630mm	610PE	0.010	2.13	63.10	8.04	387.62	581.14
Tramo-188	Bz-335113	Bz-335114	184.43	183.75	180.93	180.69	113.70	2.13	800mm	750PVC	0.013	1.12	42.80	3.72	225.41	513.63
Tramo-189	Bz-71096	Bz-71095	185.76	184.63	180.88	180.50	125.90	3.02	630mm	600PVC	0.013	1.08	40.60	3.84	116.74	337.35
Tramo-190	Bz-335114	Bz-335115	183.75	183.30	180.69	180.24	114.90	3.88	800mm	750PVC	0.013	1.40	39.90	6.02	225.41	693.57
Tramo-191	Bz-70364	Bz-70363	183.42	182.89	180.62	180.17	50.90	8.84	630mm	610PE	0.010	2.68	76.60	13.16	387.62	784.34
Tramo-192	Bz-71095	Bz-70652	184.63	184.16	180.50	180.14	119.20	3.02	630mm	600PVC	0.013	1.34	39.50	5.44	225.41	650.57
Tramo-193	Bz-335115	Bz-335116	183.30	183.00	180.24	179.86	111.90	3.42	800mm	750PVC	0.013	1.34	39.50	5.44	225.41	650.57
Tramo-194	Bz-70363	Bz-70362	182.89	182.66	180.17	179.93	128.90	1.86	630mm	610PE	0.010	1.33	76.60	2.78	387.62	359.91
Tramo-195	Bz-70652	Bz-70651	184.16	183.83	180.14	180.00	47.90	3.03	630mm	600PVC	0.013	1.09	38.50	3.86	116.74	337.99
Tramo-196	Bz-70362	Bz-60361	182.66	182.35	179.93	179.14	148.70	5.31	630mm	610PE	0.010	2.20	62.30	8.66	387.62	607.94
Tramo-197	Bz-335116	Bz-335117	183.00	182.60	179.86	179.69	39.00	4.31	800mm	750PVC	0.013	1.46	39.30	6.54	225.41	730.54
Tramo-198	Bz-335117	Bz-335118	182.60	182.48	179.69	179.45	70.40	3.49	800mm	750PVC	0.013	1.35	40.70	5.54	225.41	686.05
Tramo-199	Bz-70651	Bz-70653	183.83	183.12	179.64	179.32	111.60	2.82	630mm	600PVC	0.013	1.10	44.00	3.87	135.71	326.28
Tramo-200	Bz-335118	Bz-335119	182.48	181.66	179.45	179.06	118.00	3.31	800mm	750PVC	0.013	1.32	39.60	5.30	225.41	640.14
Tramo-201	Bz-70653	Bz-70654	183.12	182.72	179.32	178.99	100.90	3.27	630mm	600PVC	0.013	1.16	44.00	4.35	135.71	351.17
Tramo-202	Bz-60361	Bz-60360	182.35	181.26	179.14	178.23	138.10	6.59	630mm	610PE	0.010	2.40	60.40	10.35	387.62	677.22

"Ampliación y Mejoramiento del Colector Puentes Piedra y Tratamiento de Aguas Servidas del Área del drenaje de la PTAR Puentes Piedra"

Tramo-203	Bz-335119	Bz-335120	181.66	180.97	179.06	178.99	104.90	4.50	800mm	750PVC	0.013	1.41	38.00	6.78	225.41	746.94
Tramo-204	Bz-70654	Bz-59125	182.72	181.93	178.99	178.66	115.50	2.86	630mm	600PVC	0.013	1.18	42.10	3.90	135.71	328.18
Tramo-205	Bz-59124	Bz-58541	181.97	181.43	178.80	178.20	112.50	5.34	400mm	400CSN	0.017	1.01	87.70	5.23	126.55	116.32
Tramo-206	Bz-59125	Bz-58532	181.93	181.65	178.66	178.34	69.80	4.59	630mm	600PVC	0.013	1.32	40.70	5.70	135.71	415.74
Tramo-207	Bz-335120	Bz-335121	180.97	180.71	178.59	178.18	29.00	14.02	800mm	750PVC	0.013	2.23	39.60	16.63	225.41	1318.25
Tramo-208	Bz-58532	Bz-58533	181.65	181.16	178.34	177.98	100.00	3.60	630mm	600PVC	0.013	1.20	43.20	4.70	135.71	368.45
Tramo-209	Bz-60380	Bz-60359	181.26	180.83	178.23	177.69	70.40	7.67	630mm	610PE	0.010	2.54	59.20	11.72	387.62	730.54
Tramo-210	Bz-58541	Bz-58542	181.43	180.90	178.20	177.60	94.80	6.33	400mm	400CSN	0.017	1.15	86.80	7.55	126.55	126.70
Tramo-211	Bz-335121	Bz-335122	180.71	180.36	178.18	177.99	56.40	3.33	800mm	750PVC	0.013	1.33	41.80	5.34	225.41	642.82
Tramo-212	Bz-335122	Bz-60177	180.36	180.32	177.99	177.98	4.30	1.88	800mm	750PVC	0.013	1.07	40.50	3.36	225.41	482.03
Tramo-213	Bz-58533	Bz-58537	181.16	180.91	177.98	177.79	64.30	2.95	630mm	600PVC	0.013	1.12	44.20	4.01	135.71	333.74
Tramo-214	Bz-60389	Bz-298828	180.91	180.90	177.79	177.64	49.10	3.06	630mm	600PVC	0.013	1.13	44.20	4.12	135.71	339.47
Tramo-215	Bz-298828	Bz-60177	180.83	180.32	177.69	177.23	78.60	5.85	630mm	610PE	0.010	2.29	74.80	9.38	387.62	638.01
Tramo-216	Bz-58536	Bz-58536	180.90	180.34	177.64	177.37	28.70	9.42	400mm	600PVC	0.013	1.72	63.40	10.25	202.17	202.17
Tramo-217	Bz-58542	Bz-58540	180.90	180.91	177.60	177.59	6.70	1.49	400mm	400CSN	0.017	1.01	86.70	1.46	126.55	61.50
Tramo-218	Bz-58540	Bz-58539	180.91	179.84	177.59	176.99	94.20	6.37	400mm	400CSN	0.017	1.15	74.30	7.60	126.55	127.11
Tramo-219	Bz-58536	Bz-58535	180.34	179.73	177.37	176.74	90.80	6.94	400mm	400PVC	0.013	1.53	66.70	7.91	135.71	173.44
Tramo-220	Bz-60177	Bz-60178	180.32	179.83	177.23	176.71	79.60	6.54	630mm	610PE	0.010	2.61	79.00	11.78	613.03	674.43
Tramo-221	Bz-58539	Bz-58538	179.84	179.05	176.99	176.04	94.20	10.09	400mm	400CSN	0.017	1.41	70.30	11.54	126.55	159.94
Tramo-222	Bz-60354	Bz-60353	179.82	177.62	176.71	174.76	141.10	14.24	400mm	400CSN	0.017	0.90	20.00	6.38	14.76	190.06
Tramo-223	Bz-58535	Bz-58534	179.73	178.70	176.74	175.90	72.20	11.63	400mm	400PVC	0.013	1.87	61.40	12.21	135.71	224.57
Tramo-224	Bz-60178	Bz-300882	179.83	178.66	176.71	175.54	70.10	16.69	630mm	610PE	0.010	3.81	86.40	26.15	613.03	1077.67
Tramo-225	Bz-58538	Bz-58527	179.05	177.50	176.04	175.40	110.60	5.78	450mm	450CSN	0.017	1.15	60.30	7.37	126.55	165.82
Tramo-226	Bz-58534	Bz-300882	178.70	178.66	175.90	175.54	12.50	28.81	400mm	400PVC	0.013	2.63	83.40	25.48	135.71	353.47
Tramo-227	Bz-300882	Bz-60179	178.66	177.68	175.40	174.73	60.70	13.35	630mm	610PE	0.010	3.65	76.50	23.18	748.74	963.99
Tramo-228	Bz-58527	Bz-58530	177.50	177.12	175.40	174.97	34.40	12.49	450mm	450CSN	0.017	1.55	53.20	13.96	126.55	243.61
Tramo-229	Bz-58530	Bz-58529	177.12	177.04	174.97	174.69	10.10	27.84	450mm	450CSN	0.017	2.08	48.00	26.64	126.55	363.76
Tramo-230	Bz-60353	Bz-60362	177.62	178.86	174.76	174.56	20.40	9.79	400mm	400CSN	0.017	0.79	21.70	4.77	14.76	157.60
Tramo-231	Bz-60179	Bz-58531	177.68	176.76	174.73	173.77	48.50	19.81	630mm	610PE	0.010	4.26	91.80	32.31	748.74	1174.07
Tramo-232	Bz-58529	Bz-58531	177.04	176.76	174.69	173.77	16.50	55.90	450mm	450CSN	0.017	2.68	77.60	46.35	126.55	515.45
Tramo-233	Bz-60362	Bz-60188	178.86	177.59	174.56	173.73	114.90	7.22	400mm	400CSN	0.017	0.71	25.10	3.76	14.76	135.35
Tramo-234	Bz-58531	Bz-60180	176.76	174.38	173.77	171.33	100.00	24.41	630mm	610PE	0.010	4.78	76.90	40.51	875.29	1303.21
Tramo-235	Bz-60188	Bz-60187	177.59	176.82	173.73	173.49	81.40	2.95	400mm	400CSN	0.017	0.51	46.10	1.96	14.76	86.48
Tramo-236	Bz-60187	Bz-60186	176.82	176.60	173.49	171.93	80.20	19.46	400mm	400CSN	0.017	1.82	81.40	19.96	125.81	222.16
Tramo-237	Bz-60186	Bz-58504	176.60	175.29	171.93	171.77	39.60	4.04	400mm	400CSN	0.017	1.00	81.40	3.96	125.81	101.20
Tramo-238	Bz-58504	Bz-60185	175.29	173.25	171.77	170.20	106.80	14.43	400mm	400PVC	0.013	1.99	82.10	14.17	125.81	250.15
Tramo-239	Bz-60180	Bz-60181	174.38	172.32	171.33	169.92	121.60	11.59	630mm	610PE	0.010	3.50	94.90	21.08	875.29	898.21
Tramo-240	Bz-332802	Bz-333036	173.63	173.03	170.28	170.20	17.10	4.69	630mm	600PVC	0.013	1.32	38.70	5.75	132.63	420.36
Tramo-241	Bz-60185	Bz-60184	173.25	172.27	170.20	169.99	36.90	5.69	400mm	400PVC	0.013	1.00	100.00	6.54	125.81	157.15
Tramo-242	Bz-333036	Bz-332965	173.03	171.33	170.20	168.54	102.70	16.18	630mm	600PVC	0.013	2.06	33.40	15.31	132.63	781.03
Tramo-243	Bz-60184	Bz-60181	172.27	172.32	169.99	169.92	17.10	4.10	400mm	400PVC	0.013	1.00	100.00	4.88	125.81	133.37
Tramo-244	Bz-60181	Bz-60063	172.32	169.74	169.92	167.75	55.20	39.33	630mm	610PE	0.010	5.93	98.10	63.00	1001.10	1654.42
Tramo-245	Bz-332965	Bz-332548	171.33	170.60	168.54	167.90	39.00	16.35	630mm	600PVC	0.013	2.07	33.30	15.43	132.63	785.19
Tramo-246	Bz-332548	Bz-332549	170.60	168.49	167.90	165.72	127.70	17.09	630mm	600PVC	0.013	2.10	33.20	15.98	132.63	802.77
Tramo-247	Bz-60063	Bz-58543	169.74	167.99	167.75	166.18	107.90	14.55	630mm	610PE	0.010	3.43	100.00	26.47	1001.10	1006.24
Tramo-248	Bz-58543	Bz-58544	167.99	166.67	166.18	165.17	67.70	14.93	630mm	610PE	0.010	3.43	100.00	27.15	1003.68	1019.15
Tramo-249	Bz-332549	Bz-333127	168.49	166.16	165.72	163.94	149.00	15.95	630mm	600PVC	0.013	2.05	33.40	15.13	132.63	775.41
Tramo-250	Bz-58544	Bz-49932	166.67	165.35	165.17	163.39	113.70	15.66	630mm	610PE	0.010	3.43	100.00	28.44	1003.68	1043.78
Tramo-251	Bz-49932	Bz-63862	165.35	165.33	163.17	163.39	10.10	21.87	1000mm	838PE	0.010	1.82	100.00	39.02	1003.68	2877.27
Tramo-252	Bz-333127	Bz-332550	166.16	164.74	163.34	162.10	101.50	12.19	630mm	600PVC	0.013	1.86	34.40	12.25	132.63	677.85
Tramo-253	Bz-63862	Bz-296847	165.33	164.85	163.17	162.93	66.80	3.60	1000mm	838PE	0.010	1.87	100.00	8.85	1029.80	1166.57
Tramo-254	Bz-296847	Bz-63867	164.85	164.86	162.93	162.96	117.30	3.15	1000mm	838PE	0.010	1.87	100.00	7.85	1029.80	1092.44

"Ampliación y Mejoramiento del Colector Puentes Piedra y Tratamiento de Aguas Servidas del Área del drenaje de la PTAR Puentes Piedra"

Tramo-255	Bz-63867	Bz-63866	164.86	164.66	162.56	162.52	19.80	2.02	1000mm	838PE	0.010	1.87	100.00	4.15	1029.80	874.18
Tramo-256	Bz-63866	Bz-63865	164.66	165.20	162.52	162.42	72.80	1.37	1000mm	838PE	0.010	1.87	100.00	2.82	1029.80	720.82
Tramo-257	Bz-63865	Bz-63864	165.20	166.86	162.42	162.26	105.50	1.52	1000mm	838PE	0.010	1.87	100.00	3.12	1029.80	757.79
Tramo-258	Bz-63864	Bz-63863	166.86	167.88	162.26	161.99	124.40	2.17	1000mm	838PE	0.010	1.87	100.00	4.46	1029.80	906.52
Tramo-259	Bz-332950	Bz-332888	164.74	164.06	162.10	161.28	56.70	14.57	630mm	600PVC	0.013	1.98	33.70	14.09	132.63	741.14
Tramo-260	Bz-63863	Bz-50251	167.88	167.26	161.99	161.79	139.30	1.44	1000mm	838PE	0.010	1.87	100.00	2.95	1029.80	737.20
Tramo-261	Bz-50251	Bz-50483	167.26	166.47	161.79	161.98	131.40	1.60	1000mm	838PE	0.010	1.87	95.10	3.28	1029.80	777.85
Tramo-262	Bz-50483	Bz-50482	166.47	164.42	161.58	161.30	124.40	2.25	1000mm	838PE	0.010	1.87	81.60	4.62	1029.80	923.16
Tramo-263	Bz-50482	Bz-45548	164.42	161.69	161.30	158.88	155.40	15.57	630mm	610PE	0.010	4.06	88.80	28.32	1029.80	1040.83
Tramo-264	Bz-332988	Bz-332551	164.06	162.83	161.28	159.33	93.60	20.81	630mm	600PVC	0.013	2.25	32.50	18.64	132.63	885.69
Tramo-265	Bz-332551	Bz-332725	162.83	161.51	159.33	158.64	70.40	9.84	630mm	600PVC	0.013	1.72	35.30	10.35	132.63	609.16
Tramo-266	Bz-45548	Bz-45556	161.69	159.14	158.88	155.10	131.70	28.71	630mm	610PE	0.010	5.28	79.90	48.89	1029.80	1413.38
Tramo-267	Bz-332725	Bz-333037	161.51	160.50	158.64	158.02	56.40	11.03	630mm	600PVC	0.013	1.80	34.80	11.32	132.63	644.88
Tramo-268	Bz-333037	Bz-332966	160.50	159.15	158.02	156.56	109.10	13.33	630mm	600PVC	0.013	1.92	34.10	13.14	132.63	709.02
Tramo-269	Bz-332966	Bz-333038	159.15	158.01	156.56	155.45	74.40	14.93	630mm	600PVC	0.013	2.00	33.70	14.37	132.63	750.13
Tramo-270	Bz-50039	Bz-64313	157.46	158.18	155.67	155.48	31.10	6.11	400mm	400PVC	0.013	1.35	63.60	6.36	95.95	162.81
Tramo-271	Bz-64313	Bz-46690	158.18	156.77	155.48	155.34	49.70	2.82	400mm	400PVC	0.013	0.99	63.60	3.30	95.95	110.55
Tramo-272	Bz-333038	Bz-332967	158.01	156.64	155.45	154.03	85.00	16.73	630mm	600PVC	0.013	2.08	33.30	15.71	132.63	794.27
Tramo-273	Bz-46690	Bz-46689	156.77	156.55	155.34	155.05	19.50	14.87	400mm	400PVC	0.013	1.88	67.00	13.07	95.95	253.92
Tramo-274	Bz-45556	Bz-46570	159.14	157.30	155.10	153.91	38.40	30.99	630mm	610PE	0.010	5.44	81.60	52.15	1029.80	1468.40
Tramo-275	Bz-46689	Bz-46820	156.55	157.18	155.05	154.99	34.10	1.76	400mm	400PVC	0.013	0.76	67.00	1.72	95.95	87.31
Tramo-276	Bz-48320	Bz-46688	157.18	157.15	154.99	154.56	45.10	9.53	400mm	400PVC	0.013	1.60	72.10	9.14	95.95	203.33
Tramo-277	Bz-46688	Bz-46421	157.15	155.83	154.56	154.44	70.70	1.70	400mm	400PVC	0.013	0.76	85.40	1.66	95.95	85.79
Tramo-278	Bz-46421	Bz-46423	155.83	155.93	154.44	154.37	42.40	1.65	400mm	400PVC	0.013	0.76	76.60	1.62	95.95	84.65
Tramo-279	Bz-46423	Bz-46422	155.93	155.64	154.37	154.24	45.40	2.86	400mm	400PVC	0.013	1.00	64.80	3.35	95.95	111.42
Tramo-280	Bz-46422	Bz-301319	155.64	155.36	154.24	153.42	27.70	29.56	400mm	400PVC	0.013	2.48	48.10	23.57	106.31	358.08
Tramo-281	Bz-332967	Bz-332889	156.64	155.76	154.03	153.04	69.50	14.20	630mm	600PVC	0.013	1.96	33.80	13.81	132.63	731.75
Tramo-282	Bz-46570	Bz-46569	157.30	154.86	153.91	152.24	39.60	42.15	630mm	610PE	0.010	6.13	98.30	67.36	1029.80	1712.54
Tramo-283	Bz-301319	Bz-46671	155.36	154.96	153.42	152.25	56.10	20.86	400mm	400PVC	0.013	2.19	49.90	17.86	106.31	300.80
Tramo-284	Bz-332889	Bz-332552	155.76	154.40	153.04	151.50	103.00	14.95	630mm	600PVC	0.013	2.00	33.70	14.38	132.63	750.71
Tramo-285	Bz-46671	Bz-48327	154.96	154.51	152.25	151.86	9.10	42.65	400mm	400PVC	0.013	2.84	47.20	31.53	106.31	430.09
Tramo-286	Bz-46569	Bz-46737	154.86	153.45	152.24	150.37	106.40	17.58	630mm	610PE	0.010	3.52	100.00	31.81	1029.80	1106.02
Tramo-287	Bz-48327	Bz-46672	154.51	154.63	151.86	151.58	44.50	6.29	400mm	400PVC	0.013	1.40	58.60	6.75	106.31	165.19
Tramo-288	Bz-46672	Bz-48326	154.63	154.87	151.58	151.10	36.30	13.23	400mm	400PVC	0.013	1.85	59.80	12.39	106.31	239.57
Tramo-289	Bz-332552	Bz-332553	154.40	153.84	151.50	151.21	43.60	6.70	630mm	600PVC	0.013	1.90	37.00	7.63	132.63	502.57
Tramo-290	Bz-332553	Bz-332644	153.84	152.89	151.21	150.25	51.50	18.56	630mm	600PVC	0.013	2.16	32.90	17.04	132.63	836.48
Tramo-291	Bz-48326	Bz-46670	154.87	155.12	151.10	150.80	53.90	5.56	400mm	400PVC	0.013	1.33	59.80	6.09	106.31	155.30
Tramo-292	Bz-46670	Bz-46669	155.12	155.60	150.80	150.55	30.20	8.29	400mm	400PVC	0.013	1.55	56.20	8.47	106.31	189.56
Tramo-293	Bz-46669	Bz-48325	155.60	152.79	150.55	150.16	42.10	9.27	400mm	400PVC	0.013	1.82	55.30	9.29	106.31	200.53
Tramo-294	Bz-46737	Bz-46738	153.45	151.02	150.37	148.68	48.80	34.65	630mm	610PE	0.010	3.52	100.00	57.27	1029.80	1552.88
Tramo-295	Bz-332644	Bz-333128	152.89	151.62	150.25	148.79	89.60	16.28	630mm	600PVC	0.013	2.06	33.30	15.38	132.63	783.47
Tramo-296	Bz-48325	Bz-48324	152.79	151.92	150.16	149.85	32.00	9.69	400mm	400PVC	0.013	1.65	54.90	9.62	106.31	204.96
Tramo-297	Bz-48324	Bz-48323	151.92	151.07	149.85	149.56	37.20	7.80	400mm	400PVC	0.013	1.92	56.70	8.06	106.31	183.91
Tramo-298	Bz-48323	Bz-48322	151.07	153.30	149.56	149.27	36.00	8.06	400mm	400PVC	0.013	1.54	56.40	8.28	106.31	187.00
Tramo-299	Bz-48322	Bz-48315	153.30	151.48	149.27	148.78	69.50	7.05	400mm	400PVC	0.013	1.46	60.70	7.42	106.31	174.87
Tramo-300	Bz-333128	Bz-332890	151.62	150.22	148.79	147.23	100.30	15.59	630mm	600PVC	0.013	2.03	33.50	14.86	132.63	766.57
Tramo-301	Bz-48315	Bz-48321	151.48	150.57	148.78	148.39	21.30	18.28	400mm	400PVC	0.013	2.15	54.20	16.87	120.16	281.56
Tramo-302	Bz-46738	Bz-46845	151.02	150.03	148.68	147.82	49.40	17.42	630mm	610PE	0.010	3.52	100.00	31.54	1029.80	1100.90
Tramo-303	Bz-48321	Bz-45555	150.71	148.39	148.21	148.21	27.10	6.64	400mm	400PVC	0.013	1.46	62.40	7.35	120.16	169.64
Tramo-304	Bz-45555	Bz-46568	150.71	151.66	148.21	147.92	30.20	9.61	400mm	400PVC	0.013	1.69	58.90	10.00	120.16	204.16
Tramo-305	Bz-46568	Bz-46567	151.56	151.29	147.92	147.58	37.20	9.14	400mm	400PVC	0.013	1.66	64.00	9.59	120.16	199.14
Tramo-306	Bz-46845	Bz-46846	150.03	149.62	147.82	147.17	71.90	9.04	630mm	610PE	0.010	3.52	100.00	13.51	1029.80	792.97

"Ampliación y Mejoramiento del Colector Puentes Piedra y Tratamiento de Aguas Servidas del Área del drenaje de la PTAR Puentes Piedra"

Tramo-307	Bz-39327	Bz-39331	149,15	148,58	147,75	147,09	46,30	14,35	355mm	355PVC	0,013	1,28	28,60	7,31	24,80	181,49
Tramo-308	Bz-46567	Bz-296779	151,29	152,07	147,58	147,43	26,20	5,72	400mm	400PVC	0,013	1,38	64,00	6,48	120,16	157,54
Tramo-309	Bz-298779	Bz-46566	152,07	150,95	147,43	146,78	78,90	8,23	400mm	400PVC	0,013	1,59	60,30	8,80	120,16	188,97
Tramo-310	Bz-332890	Bz-332554	150,22	148,56	147,23	146,30	99,70	9,30	630mm	600PVC	0,013	1,69	35,50	9,90	132,63	592,15
Tramo-311	Bz-46846	Bz-46847	149,62	148,41	147,17	146,36	103,00	7,86	630mm	610PE	0,010	3,52	100,00	11,75	1029,80	739,67
Tramo-312	Bz-39331	Bz-220069	148,58	148,31	147,09	146,25	54,60	15,40	355mm	355PVC	0,013	1,32	28,30	7,73	24,80	187,97
Tramo-313	Bz-46566	Bz-46565	150,95	150,19	146,78	146,15	78,60	8,01	400mm	400PVC	0,013	1,58	60,60	8,60	120,16	186,40
Tramo-314	Bz-46847	Bz-46848	148,41	147,72	146,36	145,30	73,50	14,43	630mm	610PE	0,010	3,64	100,00	25,82	1063,37	1002,07
Tramo-315	Bz-332854	Bz-332645	148,56	148,56	146,05	146,05	37,50	6,80	630mm	600PVC	0,013	1,51	36,90	7,73	132,63	506,39
Tramo-316	Bz-220069	Bz-39326	148,31	138,97	146,24	136,94	73,20	127,16	355mm	355PVC	0,013	2,77	32,90	40,05	24,80	540,20
Tramo-317	Bz-46565	Bz-46554	150,19	148,69	146,15	145,20	82,90	11,46	400mm	400PVC	0,013	1,81	67,40	11,55	120,16	222,93
Tramo-318	Bz-332726	Bz-332726	148,39	147,27	146,05	144,57	83,80	16,66	630mm	600PVC	0,013	2,08	33,30	15,66	132,63	792,40
Tramo-319	Bz-46848	Bz-45453	147,72	146,83	145,30	144,57	105,50	6,92	630mm	610PE	0,010	3,64	100,00	10,35	1063,37	694,03
Tramo-320	Bz-46564	Bz-46564	148,69	147,99	144,23	144,86	77,10	4,41	400mm	400PVC	0,013	1,24	67,40	5,17	120,16	138,28
Tramo-321	Bz-46564	Bz-46563	147,99	147,60	144,86	144,23	84,10	7,49	400mm	400PVC	0,013	1,54	61,20	8,13	120,16	180,22
Tramo-322	Bz-332726	Bz-333039	147,27	146,58	144,65	143,74	46,90	19,37	630mm	600PVC	0,013	2,20	32,70	17,62	132,63	854,46
Tramo-323	Bz-45453	Bz-45456	146,83	145,66	144,57	143,61	84,40	11,37	630mm	610PE	0,010	3,64	100,00	16,99	1063,37	889,51
Tramo-324	Bz-46563	Bz-46562	147,60	146,64	144,23	143,59	77,40	8,27	400mm	400PVC	0,013	1,60	60,30	8,83	120,16	189,35
Tramo-325	Bz-333039	Bz-333129	146,58	145,47	143,74	143,00	72,80	10,16	630mm	600PVC	0,013	1,74	35,10	10,61	132,63	618,85
Tramo-326	Bz-45456	Bz-52874	145,66	144,85	143,61	141,65	126,50	15,50	630mm	610PE	0,010	3,64	100,00	28,13	1063,37	1038,39
Tramo-327	Bz-46562	Bz-52881	146,64	144,67	143,59	142,70	102,40	8,69	400mm	400PVC	0,013	1,63	59,80	9,20	120,16	194,14
Tramo-328	Bz-333129	Bz-332646	145,47	144,41	143,00	142,16	86,00	9,83	630mm	600PVC	0,013	1,72	35,30	10,34	132,63	608,80
Tramo-329	Bz-52874	Bz-52874	143,85	142,70	141,65	141,65	51,20	20,51	400mm	400PVC	0,013	2,24	81,30	18,50	120,16	298,22
Tramo-330	Bz-332846	Bz-332891	144,41	143,58	142,16	141,34	53,30	15,30	630mm	600PVC	0,013	2,02	33,60	14,64	132,63	759,44
Tramo-331	Bz-52874	Bz-52491	143,85	143,47	141,65	140,67	145,10	6,76	800mm	762PE	0,010	3,10	82,40	15,32	1183,53	1240,89
Tramo-332	Bz-332891	Bz-332647	143,58	141,40	141,34	139,36	117,70	16,86	630mm	600PVC	0,013	2,09	33,20	15,81	132,63	797,35
Tramo-333	Bz-52491	Bz-52495	143,47	142,44	140,67	139,58	104,20	10,46	800mm	762PE	0,010	3,73	76,10	22,59	1183,53	1543,91
Tramo-334	Bz-45495	Bz-52373	142,44	140,08	139,58	138,03	147,80	10,49	800mm	762PE	0,010	3,74	86,80	22,64	1183,53	1546,03
Tramo-335	Bz-332847	Bz-332892	141,40	139,76	139,36	137,21	123,10	17,46	630mm	600PVC	0,013	2,12	33,10	16,25	132,63	811,33
Tramo-336	Bz-52373	Bz-52379	140,08	138,60	138,03	136,59	95,10	15,14	800mm	762PE	0,010	4,32	72,80	30,92	1192,65	1857,92
Tramo-337	Bz-332892	Bz-332555	139,76	139,11	137,21	136,67	65,80	8,11	630mm	600PVC	0,013	1,61	36,10	8,88	132,63	552,96
Tramo-338	Bz-39326	Bz-39323	138,97	133,10	136,94	131,05	72,50	81,28	355mm	355PVC	0,013	2,37	24,20	28,29	24,80	431,88
Tramo-339	Bz-332555	Bz-332648	139,11	138,03	136,67	136,29	69,20	5,54	630mm	600PVC	0,013	1,40	40,00	6,56	132,63	456,83
Tramo-340	Bz-43147	MH-11	138,60	136,78	136,59	134,90	130,80	12,93	800mm	762PE	0,010	4,07	88,60	27,09	1192,65	1716,47
Tramo-341	Bz-332648	Bz-332556	138,03	137,53	136,29	136,14	40,50	3,73	630mm	600PVC	0,013	1,21	40,00	4,79	132,63	374,74
Tramo-342	Bz-332556	Bz-332803	137,53	136,94	135,61	135,12	47,50	10,49	630mm	600PVC	0,013	1,76	59,20	10,88	132,63	629,01
Tramo-343	Bz-332803	MH-11	136,94	135,12	135,12	134,90	17,40	12,38	630mm	600PVC	0,013	1,87	89,70	12,39	132,63	683,05
Tramo-344	MH-11	Bz-52873	136,78	136,76	134,90	134,12	7,60	102,36	800mm	762PE	0,010	9,04	72,30	150,77	1330,43	4830,59
Tramo-345	Bz-52873	Bz-52872	136,76	135,87	134,12	132,48	146,30	11,21	800mm	762PE	0,010	3,92	80,00	24,76	1330,43	1598,54
Tramo-346	Bz-52872	Bz-52871	135,87	134,90	132,48	131,27	96,00	12,60	800mm	762PE	0,010	4,11	95,20	27,41	1330,43	1694,96
Tramo-347	Bz-52871	Bz-43138	134,90	132,43	131,27	130,57	120,10	5,83	800mm	762PE	0,010	2,92	95,20	10,88	1330,43	1152,72
Tramo-348	Bz-39323	Bz-37878	133,10	128,34	131,02	126,46	58,80	77,60	355mm	355PVC	0,013	2,33	24,30	24,80	422,00	422,00
Tramo-349	Bz-43138	Bz-43147	132,43	131,82	129,63	129,02	21,30	28,59	800mm	762PE	0,010	5,66	75,80	54,20	1330,43	2552,93
Tramo-350	Bz-43147	Bz-43145	131,82	131,94	129,02	127,99	121,90	8,45	800mm	762PE	0,010	3,47	95,20	19,16	1330,43	1387,75
Tramo-351	Bz-43145	Bz-43146	131,94	131,47	127,99	127,80	33,50	5,67	800mm	762PE	0,010	2,92	95,20	10,58	1330,43	1136,59
Tramo-352	Bz-43146	Bz-43044	129,91	129,91	127,80	127,12	72,50	9,37	800mm	762PE	0,010	3,63	83,00	21,11	1330,43	1461,80
Tramo-353	Bz-43044	Bz-43045	129,91	128,29	127,12	125,69	157,30	9,09	800mm	762PE	0,010	3,58	92,20	20,53	1330,43	1439,68
Tramo-354	Bz-37878	Bz-35780	128,34	123,71	126,38	121,86	57,30	78,78	355mm	355PVC	0,013	2,34	24,30	27,61	24,80	425,18
Tramo-355	Bz-43045	Bz-43022	128,29	128,47	125,69	125,47	33,20	6,62	800mm	762PE	0,010	2,92	92,20	12,36	1330,43	1228,63
Tramo-356	Bz-43022	Bz-43023	128,47	126,91	125,47	124,49	100,30	9,77	800mm	762PE	0,010	3,70	82,00	21,92	1330,43	1492,58
Tramo-357	Bz-49046	Bz-49045	126,88	125,34	124,66	123,31	59,10	22,90	355mm	355PVC	0,013	1,71	33,70	12,64	37,70	229,24
Tramo-358	Bz-43023	Bz-43024	126,91	125,65	124,49	123,54	85,00	11,17	800mm	762PE	0,010	3,92	80,40	24,69	1330,43	1595,81

"Ampliación y Mejoramiento del Colector Puntero Piedra y Tratamiento de Aguas Servidas del Área del drenaje de la PTAR Puntero Piedra"

Tramo-359	Bz-43024	Bz-301823	125.65	126.01	123.54	122.82	46.30	15.54	800mm	762PE	0.010	4.48	78.10	32.75	1330.43	1882.20
Tramo-360	Bz-49045	Bz-334836	125.34	120.42	123.28	118.59	76.80	61.01	355mm	355PVC	0.013	2.42	30.70	27.22	37.70	374.18
Tramo-361	Bz-301823	Bz-43025	126.01	123.83	122.82	121.09	105.50	16.40	800mm	762PE	0.010	4.57	75.80	34.28	1330.43	1933.78
Tramo-362	Bz-35780	Bz-37546	123.71	119.36	121.65	117.30	56.10	81.20	355mm	355PVC	0.013	2.37	24.20	28.27	24.80	431.68
Tramo-363	Bz-43025	Bz-43026	123.83	121.63	121.09	118.82	103.60	21.90	800mm	762PE	0.010	5.11	95.20	43.58	1330.43	2234.58
Tramo-364	Bz-43026	Bz-43027	121.63	121.51	118.82	118.28	96.30	5.61	800mm	762PE	0.010	2.92	95.20	10.47	1330.43	1130.51
Tramo-365	Bz-334836	Bz-49044	120.42	117.76	118.57	115.97	68.60	37.94	355mm	355PVC	0.013	2.05	32.00	18.78	37.70	295.08
Tramo-366	Bz-43027	Bz-43028	121.51	121.56	118.28	117.90	32.30	11.76	800mm	762PE	0.010	4.00	90.80	25.82	1330.43	1637.42
Tramo-367	Bz-43028	Bz-43029	121.56	119.72	117.90	116.91	53.00	18.67	800mm	762PE	0.010	4.84	95.60	38.62	1376.52	2062.84
Tramo-368	Bz-37546	Bz-39135	119.36	114.46	117.29	112.41	68.30	71.46	355mm	355PVC	0.013	2.27	24.50	25.58	24.80	404.96
Tramo-369	Bz-43029	Bz-43030	119.72	119.32	116.91	116.55	77.70	4.63	800mm	762PE	0.010	3.02	95.60	8.65	1376.52	1027.55
Tramo-370	Bz-43030	Bz-49043	119.32	118.14	116.55	115.01	101.20	15.22	800mm	762PE	0.010	4.47	77.90	32.52	1376.52	1862.57
Tramo-371	Bz-49044	Bz-49043	117.76	115.23	115.96	113.37	68.30	37.92	355mm	355PVC	0.013	2.05	32.00	18.77	37.70	295.00
Tramo-372	Bz-41772	Bz-300278	118.14	116.97	115.01	113.66	44.50	30.34	800mm	762PE	0.010	5.83	73.70	57.61	1376.52	2629.74
Tramo-373	Bz-300278	Bz-41773	116.97	114.31	113.66	111.19	150.90	16.37	800mm	762PE	0.010	4.60	76.80	34.59	1376.52	1931.83
Tramo-374	Bz-49043	Bz-49042	115.23	113.54	113.34	111.41	83.50	23.17	355mm	355PVC	0.013	1.72	33.70	12.76	37.70	230.59
Tramo-375	Bz-39135	Bz-37549	114.46	110.45	112.40	108.39	55.20	72.72	355mm	355PVC	0.013	2.28	24.40	25.93	24.80	408.52
Tramo-376	Bz-49042	Bz-39979	113.54	111.15	111.40	109.34	51.50	40.05	355mm	355PVC	0.013	2.08	31.90	19.60	37.70	303.17
Tramo-377	Bz-41773	Bz-41774	114.31	113.99	111.19	110.95	32.90	7.29	800mm	762PE	0.010	3.17	90.80	16.19	1376.52	1289.19
Tramo-378	Bz-41774	Bz-41775	113.99	112.76	110.95	109.95	87.20	11.47	800mm	762PE	0.010	3.98	95.60	25.48	1376.52	1617.11
Tramo-379	Bz-41775	Bz-41776	112.76	112.44	109.95	108.94	121.00	8.35	800mm	762PE	0.010	3.02	100.00	18.97	1376.52	1379.39
Tramo-380	Bz-39979	Bz-39978	111.15	107.43	109.32	105.51	86.30	44.15	355mm	355PVC	0.013	2.16	31.60	21.13	37.70	318.30
Tramo-381	Bz-41776	Bz-41777	112.44	112.04	108.94	108.68	42.40	6.14	800mm	762PE	0.010	3.02	95.60	11.46	1376.52	1182.77
Tramo-382	Bz-41777	Bz-41778	112.04	109.54	108.68	106.52	121.60	17.76	800mm	762PE	0.010	4.75	76.00	37.04	1376.52	2012.16
Tramo-383	Bz-37549	Bz-37554	110.45	106.59	108.36	104.39	55.20	72.00	355mm	355PVC	0.013	2.27	24.40	25.73	24.80	406.48
Tramo-384	Bz-41778	Bz-41779	109.54	107.89	106.52	104.98	85.30	18.05	800mm	762PE	0.010	4.78	95.60	37.54	1376.52	2028.17
Tramo-385	Bz-39978	Bz-334822	107.43	106.52	105.51	104.48	62.80	16.44	355mm	355PVC	0.013	1.52	34.90	9.74	37.70	194.21
Tramo-386	Bz-41779	Bz-41780	107.89	107.19	104.98	104.32	112.80	5.85	800mm	762PE	0.010	3.02	95.60	10.93	1376.52	1155.03
Tramo-387	Bz-334822	Bz-334823	106.52	106.31	104.48	104.29	35.70	5.47	355mm	355PVC	0.013	1.02	40.00	4.07	37.70	112.02
Tramo-388	Bz-41780	Bz-49020	107.19	105.64	104.32	102.69	40.20	40.51	800mm	762PE	0.010	6.50	71.80	72.84	1376.52	3038.99
Tramo-389	Bz-334823	Bz-334824	106.31	106.59	104.28	103.66	69.20	8.96	355mm	355PVC	0.013	1.22	37.50	6.03	37.70	143.40
Tramo-390	Bz-37554	Bz-37553	106.59	106.40	104.06	103.79	6.10	44.62	355mm	355PVC	0.013	2.30	35.70	23.30	46.26	320.00
Tramo-391	Bz-37553	Bz-39138	106.40	99.46	103.78	97.63	115.20	53.36	355mm	355PVC	0.013	2.45	34.50	26.80	46.26	349.94
Tramo-392	Bz-334824	Bz-334825	106.59	104.71	103.65	100.54	91.70	33.89	355mm	355PVC	0.013	1.97	32.40	17.19	37.70	278.87
Tramo-393	Bz-49020	Bz-49019	105.64	104.71	102.69	101.82	51.50	16.89	800mm	762PE	0.010	4.66	76.30	35.51	1376.52	1962.18
Tramo-394	Bz-49019	Bz-49018	104.71	103.48	101.82	100.52	89.30	14.56	800mm	762PE	0.010	4.39	91.70	31.31	1376.52	1821.63
Tramo-395	Bz-49018	Bz-39813	103.48	101.86	100.52	98.96	216.40	7.21	800mm	762PE	0.010	3.13	91.80	15.82	1376.52	1281.90
Tramo-396	Bz-334825	Bz-334835	104.71	101.27	100.51	97.30	18.90	169.55	450mm	450PVC	0.013	3.38	20.80	57.60	37.70	1173.95
Tramo-397	Bz-39813	Bz-297233	101.86	100.84	98.96	98.22	42.70	17.34	800mm	762PE	0.010	4.71	78.80	36.40	1387.07	1988.27
Tramo-398	Bz-297233	Bz-39814	100.84	100.04	98.22	97.47	84.40	8.88	800mm	762PE	0.010	3.56	85.70	20.18	1387.07	1423.03
Tramo-399	Bz-39138	Bz-39815	99.46	95.53	97.61	93.02	75.60	60.79	355mm	355PVC	0.013	2.57	34.10	29.70	46.26	373.50
Tramo-400	Bz-39814	Bz-39815	100.04	98.86	97.47	96.34	112.80	10.02	800mm	762PE	0.010	3.76	83.40	22.60	1387.07	1511.34
Tramo-401	Bz-334835	Bz-334834	101.27	97.49	97.26	95.58	24.40	68.86	450mm	450PVC	0.013	2.46	22.30	28.66	37.70	748.13
Tramo-402	Bz-39815	Bz-39816	98.86	97.10	96.34	94.77	130.10	12.06	800mm	762PE	0.010	4.07	80.70	26.68	1387.07	1658.28
Tramo-403	Bz-334834	Bz-334833	97.49	96.57	95.21	94.20	82.60	12.22	450mm	450PVC	0.013	1.34	26.40	7.45	37.70	315.11
Tramo-404	Bz-39816	Bz-39817	97.10	95.65	94.71	93.11	130.10	12.76	800mm	762PE	0.010	4.17	80.00	28.01	1387.07	1705.15
Tramo-405	Bz-334833	Bz-334832	96.57	95.36	94.19	93.24	95.40	10.04	450mm	450PVC	0.013	1.25	35.10	6.39	37.70	285.70
Tramo-406	Bz-334832	Bz-334831	95.36	94.88	93.21	93.12	106.70	0.85	450mm	450PVC	0.013	0.51	40.50	0.91	37.70	83.27
Tramo-407	Bz-334831	Bz-334830	94.88	94.89	93.11	93.09	10.10	1.79	450mm	450PVC	0.013	0.67	35.70	1.64	37.70	120.61
Tramo-408	Bz-39817	Bz-39818	95.65	95.18	93.11	92.55	46.90	11.93	800mm	762PE	0.010	4.05	82.40	26.42	1387.07	1649.13
Tramo-409	Bz-334830	Bz-334829	94.89	95.26	93.09	92.79	114.90	2.66	450mm	450PVC	0.013	0.77	40.40	2.25	37.70	147.13
Tramo-410	Bz-39315	Bz-39319	95.53	90.47	92.99	89.13	115.80	33.31	355mm	355PVC	0.013	2.07	36.70	18.53	46.26	276.48

"Ampliación y Mejoramiento del Colector Puentes Piedra y Tratamiento de Aguas Servidas del Área del drenaje de la PTAR Puentes Piedra"

Tramo-411	Bz-334829	Bz-334828	95.26	95.94	92.79	92.76	46.30	0.54	450mm	450PVC	0.013	0.43	37.90	0.62	37.70	66.23
Tramo-412	Bz-334828	Bz-334827	95.94	95.29	92.75	92.53	46.30	4.73	450mm	450PVC	0.013	0.95	44.00	3.54	37.70	196.02
Tramo-413	Bz-39818	Bz-39819	95.18	94.75	92.55	92.08	38.40	12.24	800mm	762PE	0.010	4.10	91.80	27.02	1387.07	1670.27
Tramo-414	Bz-334827	Bz-334826	95.29	94.65	92.52	92.42	41.10	2.55	450mm	450PVC	0.013	0.76	70.30	2.17	37.70	144.02
Tramo-415	Bz-39819	Bz-40059	94.65	94.75	92.40	92.14	4.90	52.49	450mm	450PVC	0.013	2.23	92.80	23.21	37.70	653.22
Tramo-416	Bz-39819	Bz-40059	94.75	93.38	92.08	90.48	101.80	15.72	800mm	762PE	0.010	4.56	78.80	33.77	1424.77	1892.82
Tramo-417	Bz-297718	Bz-39932	92.46	92.10	90.95	90.48	60.40	7.79	355mm	355PVC	0.013	1.08	33.20	4.83	28.96	133.69
Tramo-418	Bz-40059	Bz-38064	93.38	92.74	90.48	90.00	56.70	8.47	800mm	762PE	0.010	3.47	88.60	19.19	1424.77	1389.27
Tramo-419	Bz-39942	Bz-39944	92.10	92.09	90.48	90.06	65.50	6.41	355mm	355PVC	0.013	1.01	34.10	4.14	28.96	121.28
Tramo-420	Bz-39944	Bz-39943	92.09	92.09	90.06	89.64	56.20	7.21	355mm	355PVC	0.013	1.05	33.60	4.55	28.96	128.77
Tramo-421	Bz-38064	Bz-40058	92.74	92.86	90.00	89.86	9.40	14.82	800mm	762PVC	0.013	3.53	92.30	33.65	1424.77	1413.72
Tramo-422	Bz-40058	Bz-40057	92.86	91.22	89.86	88.50	77.70	17.50	800mm	762PE	0.010	4.71	78.50	37.11	1440.26	1997.20
Tramo-423	Bz-39943	Bz-39942	92.18	92.76	89.64	89.20	59.10	7.44	355mm	355PVC	0.013	1.06	33.40	4.66	28.96	130.68
Tramo-424	Bz-39942	Bz-39941	92.76	91.10	89.20	88.26	99.40	9.46	400mm	400PVC	0.013	1.14	27.70	5.54	28.96	202.56
Tramo-425	Bz-39319	Bz-39318	90.47	91.40	89.13	88.77	67.10	5.32	400mm	400PVC	0.013	1.06	38.00	4.29	46.26	151.96
Tramo-426	Bz-39318	Bz-39317	91.40	91.57	88.62	87.20	101.50	14.06	400mm	400PVC	0.013	1.51	33.70	9.25	46.26	246.93
Tramo-427	Bz-40057	Bz-40056	91.22	89.63	88.50	86.97	128.30	11.92	800mm	762PE	0.010	4.07	92.70	26.64	1440.26	1648.64
Tramo-428	Bz-39941	Bz-39940	91.10	89.59	88.26	87.40	103.00	8.35	400mm	400PVC	0.013	1.09	49.70	5.02	28.96	190.28
Tramo-429	Bz-39940	Bz-40056	89.59	89.63	87.40	86.97	11.60	37.13	400mm	400PVC	0.013	1.86	84.70	16.11	28.96	401.27
Tramo-430	Bz-39317	Bz-39316	91.57	88.37	87.20	86.18	66.40	15.35	400mm	400PVC	0.013	1.55	33.40	9.91	46.26	258.03
Tramo-431	Bz-40056	Bz-36117	89.63	88.24	86.97	85.38	129.50	12.27	800mm	762PE	0.010	4.14	82.80	27.45	1469.22	1672.73
Tramo-432	Bz-39316	Bz-35960	88.37	85.20	85.41	83.00	62.50	38.54	400mm	400PVC	0.013	2.16	30.40	20.38	46.26	408.83
Tramo-433	Bz-36117	Bz-36118	88.24	87.83	85.38	84.98	38.10	10.50	800mm	762PE	0.010	3.86	86.80	23.79	1469.22	1547.03
Tramo-434	Bz-36118	Bz-36119	87.83	86.36	84.98	83.57	128.30	10.99	800mm	762PE	0.010	3.94	84.50	24.83	1469.22	1582.67
Tramo-435	Bz-36119	Bz-36120	86.36	84.96	83.57	82.27	93.60	13.89	800mm	762PE	0.010	4.36	93.10	30.63	1469.22	1779.61
Tramo-436	Bz-35960	Bz-35959	85.20	84.73	82.96	82.53	36.90	11.66	400mm	400PVC	0.013	1.41	34.40	7.98	46.26	224.87
Tramo-437	Bz-35959	Bz-334796	84.73	83.95	82.52	81.55	28.30	34.22	400mm	400PVC	0.013	2.07	30.70	18.57	46.26	385.24
Tramo-438	Bz-36120	Bz-36121	84.96	83.23	82.27	80.84	121.60	11.76	800mm	762PE	0.010	4.07	84.00	26.48	1469.22	1637.21
Tramo-439	Bz-334796	Bz-37657	83.95	83.20	81.53	80.63	31.10	28.79	400mm	400PVC	0.013	1.94	31.20	16.23	46.26	353.35
Tramo-440	Bz-36121	Bz-36122	83.23	82.11	80.84	79.56	112.50	11.38	800mm	762PE	0.010	4.01	84.60	25.70	1469.22	1610.70
Tramo-441	Bz-37657	Bz-37658	83.20	80.75	80.61	77.93	93.60	28.62	400mm	400PVC	0.013	1.94	31.30	16.15	46.26	352.31
Tramo-442	Bz-36122	Bz-36123	82.11	80.93	79.56	78.51	87.80	11.96	800mm	762PE	0.010	4.10	93.30	26.90	1469.22	1651.28
Tramo-443	Bz-36123	Bz-36124	80.93	79.27	78.51	76.93	130.50	12.11	800mm	762PE	0.010	4.13	83.90	27.24	1501.58	1661.61
Tramo-444	Bz-37658	Bz-37659	80.75	78.10	77.92	75.54	86.90	27.42	400mm	400PVC	0.013	1.91	31.40	15.62	46.26	344.86
Tramo-445	Bz-36124	Bz-36229	79.27	77.00	76.93	75.40	121.30	12.61	800mm	762PE	0.010	4.20	96.70	28.26	1501.58	1695.61
Tramo-446	Bz-37659	Bz-302296	78.10	75.74	75.51	74.14	125.00	10.98	400mm	400PVC	0.013	1.50	72.30	8.64	62.76	218.21
Tramo-447	Bz-36229	Bz-36230	77.00	76.56	75.40	74.21	96.30	12.36	800mm	762PE	0.010	3.29	100.00	27.74	1501.58	1678.23
Tramo-448	Bz-36230	Bz-39428	76.56	75.10	74.21	72.71	102.40	14.65	800mm	762PE	0.010	3.29	100.00	32.25	1501.58	1827.25
Tramo-449	Bz-302296	Bz-37656	75.74	75.21	74.11	73.48	111.90	5.60	450mm	450PVC	0.013	0.39	100.00	5.00	62.76	213.28
Tramo-450	Bz-37656	Bz-37655	75.21	75.58	73.46	73.26	68.90	2.90	450mm	450PVC	0.013	0.39	100.00	2.96	62.76	153.62
Tramo-451	Bz-37655	Bz-334794	75.58	75.01	73.25	72.90	100.30	3.53	450mm	450PVC	0.013	0.39	100.00	3.46	62.76	169.40
Tramo-452	Bz-334794	Bz-39228	75.01	75.13	72.90	72.80	11.30	8.87	450mm	450PVC	0.013	0.39	100.00	7.20	268.47	268.47
Tramo-453	Bz-39228	Bz-39428	75.13	75.10	72.80	72.71	4.60	19.69	800mm	762PE	0.010	0.14	100.00	10.94	62.76	2118.35
Tramo-454	Bz-39428	Bz-36231	75.10	74.75	72.71	71.94	56.70	13.58	800mm	762PE	0.010	3.45	100.00	30.49	1573.92	1759.59
Tramo-455	Bz-36231	Bz-211810	74.75	73.84	71.94	70.97	115.50	8.40	800mm	762PE	0.010	3.45	100.00	15.68	1573.92	1383.53
Tramo-456	Bz-211810	Bz-211811	73.84	72.93	70.97	70.08	83.50	10.66	800mm	762PE	0.010	3.45	100.00	24.20	1573.92	1558.63
Tramo-457	Bz-211811	Bz-211812	72.93	71.29	70.08	68.55	217.30	7.04	800mm	762PE	0.010	3.45	97.20	13.14	1573.92	1266.84
Tramo-458	Bz-211812	Bz-310632	71.29	69.38	68.55	66.63	162.80	11.80	800mm	762PE	0.010	4.09	86.50	26.76	1573.92	1639.84
Tramo-459	Bz-310632	Bz-211813	69.38	67.70	66.63	65.15	88.40	16.74	800mm	762PE	0.010	4.77	81.90	36.67	1573.92	1953.68
Tramo-460	Bz-211813	Bz-211814	67.70	66.59	65.15	64.06	74.10	14.72	800mm	762PE	0.010	4.52	83.80	32.76	1573.92	1831.61
Tramo-461	Bz-211814	Bz-311181	66.59	65.09	64.06	62.63	89.90	15.90	800mm	762PE	0.010	4.67	82.50	35.07	1573.92	1904.05
Tramo-462	Bz-311181	Bz-212126	65.09	63.75	62.63	60.70	81.40	23.72	800mm	762PE	0.010	5.48	97.20	49.29	1573.92	2325.12

"Ampliación y Mejoramiento del Colector Puento Piedra y Tratamiento de Aguas Servidas del Área del drenaje de la PTAR Puento Piedra"

Tramo-463	Bz-212126	Bz-212340	63.75	62.12	60.70	59.33	112.50	12.18	800mm	762 PE	0.010	3.45	100.00	27.59	1573.92	1666.36
Tramo-464	Bz-212340	Bz-212339	62.12	60.67	59.33	58.24	166.90	6.46	800mm	762 PE	0.010	3.45	100.00	12.05	1573.92	1213.06
Tramo-465	Bz-212339	Bz-212341	60.67	59.92	58.24	57.66	28.30	20.46	800mm	762 PE	0.010	3.49	100.00	43.68	1590.31	2159.71
Tramo-466	Bz-212341	Bz-212342	59.92	58.31	57.66	56.26	102.40	13.67	800mm	762 PE	0.010	3.49	100.00	30.73	1590.31	1765.29
Tramo-467	Bz-212342	Bz-212343	58.31	57.86	56.26	55.70	66.40	8.43	1200mm	914 PE	0.010	2.42	100.00	21.30	1590.31	2251.29
Tramo-468	Bz-212343	Bz-212344	57.86	57.80	55.70	55.10	16.50	36.45	1200mm	914 PE	0.010	2.42	100.00	70.17	1590.31	4682.14
Tramo-469	Bz-212344	Bz-214246	57.80	58.16	55.10	54.36	98.80	7.60	1400mm	1219 PE	0.010	1.44	100.00	20.08	1682.79	4605.86
Tramo-470	Bz-214246	Bz-213826	58.16	58.27	54.35	54.28	61.00	1.15	1400mm	1219 PE	0.010	1.44	100.00	4.16	1682.79	1790.96
Tramo-471	Bz-213826	Bz-214247	58.27	61.79	54.28	54.21	64.60	1.08	1400mm	1219 PE	0.010	1.44	100.00	3.93	1682.79	1739.54
Tramo-472	Bz-214247	Bz-215056	61.79	63.36	54.21	54.12	61.30	1.47	1400mm	1219 PE	0.010	1.44	100.00	5.19	1682.79	2025.70
Tramo-473	Bz-215056	Bz-214010	63.36	63.79	54.12	54.10	38.40	0.52	1400mm	1219 PE	0.010	1.44	100.00	1.56	1682.79	1206.10
Tramo-474	Bz-214010	Bz-214009	63.79	61.87	54.10	53.98	125.00	0.96	1200mm	914 PE	0.010	2.56	100.00	2.15	1682.79	759.91
Tramo-475	Bz-214009	Bz-214008	61.87	60.30	53.98	53.84	105.80	1.32	1200mm	914 PE	0.010	2.56	100.00	2.96	1682.79	892.21
Tramo-476	Bz-214008	Bz-214007	60.30	59.04	53.84	53.72	96.90	1.24	1200mm	914 PE	0.010	2.56	100.00	2.77	1682.79	862.86
Tramo-477	Bz-214007	Bz-305357	59.04	57.40	53.72	53.64	125.60	0.64	1200mm	914 PE	0.010	2.56	100.00	1.43	1682.79	618.96
Tramo-478	Bz-305357	Bz-214006	57.40	56.54	53.64	53.39	118.90	2.10	1200mm	914 PE	0.010	2.56	100.00	4.71	1682.79	1124.61
Tramo-479	Bz-214006	Bz-214005	56.54	56.55	53.39	53.23	8.80	18.10	1200mm	914 PE	0.010	2.56	100.00	40.84	1682.79	3299.34
Tramo-480	Bz-214005	Bz-214004	56.55	56.52	53.23	52.90	121.60	2.71	1200mm	914 PE	0.010	2.56	100.00	6.08	1682.79	1277.43
Tramo-481	Bz-214004	Bz-305356	56.52	57.10	52.90	52.66	78.90	3.04	1200mm	914 PE	0.010	2.56	91.50	6.81	1682.79	1352.14
Tramo-482	Bz-305356	Bz-214003	57.10	56.61	52.66	52.31	35.40	9.90	1200mm	914 PE	0.010	4.01	87.50	24.83	1682.79	2439.89
Tramo-483	Bz-214003	Bz-214002	56.61	55.83	52.31	52.14	75.00	2.27	1400mm	1219 PE	0.010	2.31	73.90	7.51	1682.79	2516.57
Tramo-484	Bz-214002	Bz-214001	55.83	55.36	52.14	51.95	64.30	2.95	1200mm	914 PE	0.010	2.56	96.10	6.62	1682.79	1332.91
Tramo-485	Bz-214001	Bz-214000	55.36	55.20	51.95	51.62	83.50	3.95	1200mm	914 PE	0.010	2.56	87.70	8.85	1682.79	1541.51
Tramo-486	Bz-214000	Bz-305375	55.20	54.79	51.62	51.37	7.60	32.81	1200mm	914 PE	0.010	6.30	72.10	65.99	1682.79	4441.87
Tramo-487	Bz-213999	Bz-305375	54.79	54.60	51.37	50.90	21.60	21.72	1200mm	914 PE	0.010	5.41	70.40	47.34	1682.79	3613.96
Tramo-488	Bz-305375	Bz-214205	54.60	51.95	50.90	49.24	80.80	20.55	1200mm	914 PE	0.010	5.30	90.00	45.27	1682.79	3515.58
Tramo-489	Bz-214205	PTAR	51.95	52.10	49.24	49.19	22.30	2.25	1200mm	914 PE	0.010	2.56	90.00	5.03	1682.79	1162.49

“Ampliación y Mejoramiento del Colector Puente Piedra y Tratamiento de Aguas Servidas del Área del drenaje de la PTAR Puente Piedra”

Reporte de Buzones del Colector Puente Piedra Existente - Año 2023

Buzón	Nivel de Terreno (m.)	Nivel de Fondo (m.)	Caudal (Ingreso Local) (L/s)	Tipo de Estructura	Diámetro (mm)	Coordenadas	
						Este	Norte
Bz-302128	217,32	214,71	105,85	Circular Structure	1500,00	276.765,20	8.690.397,55
Bz-6510	216,00	214,17	0,00	Circular Structure	1500,00	276.732,77	8.690.306,11
Bz-7332	214,91	213,38	0,00	Circular Structure	1500,00	276.684,44	8.690.182,19
Bz-7330	214,59	212,57	0,00	Circular Structure	1500,00	276.610,73	8.690.096,75
Bz-7329	213,25	211,47	0,00	Circular Structure	1500,00	276.536,68	8.690.010,91
Bz-7328	212,39	210,37	0,00	Circular Structure	1500,00	276.459,29	8.689.921,21
Bz-7331	211,73	209,39	0,00	Circular Structure	1500,00	276.418,94	8.689.874,44
Bz-7521	211,48	209,17	0,00	Circular Structure	1500,00	276.406,76	8.689.873,60
Bz-328016	211,10	207,96	0,00	Circular Structure	1500,00	276.363,29	8.689.839,44
Bz-328017	210,00	206,81	0,00	Circular Structure	1500,00	276.316,22	8.689.802,44
Bz-7520	208,60	206,07	0,00	Circular Structure	1500,00	276.271,42	8.689.767,23
Bz-7519	208,45	205,98	0,00	Circular Structure	1500,00	276.260,71	8.689.772,91
Bz-4617	208,48	205,84	62,06	Circular Structure	1500,00	271.392,68	8.690.660,19
Bz-7518	208,30	205,77	0,00	Circular Structure	1500,00	276.230,40	8.689.755,77
Bz-7517	208,00	205,52	0,00	Circular Structure	1500,00	276.197,86	8.689.738,74
Bz-7444	207,21	204,81	0,00	Circular Structure	1500,00	276.092,88	8.689.683,50
Bz-4616	206,76	204,42	0,00	Circular Structure	1500,00	271.411,10	8.690.585,02
Bz-4535	206,20	204,31	0,00	Circular Structure	1500,00	271.417,84	8.690.553,55
Bz-7443	206,36	204,18	0,00	Circular Structure	1500,00	276.012,22	8.689.617,29
Bz-7442	205,85	203,48	0,00	Circular Structure	1500,00	275.925,84	8.689.545,01
Bz-7441	205,48	202,80	0,00	Circular Structure	1500,00	275.806,69	8.689.448,49
Bz-4481	204,71	202,76	0,00	Circular Structure	1500,00	271.434,44	8.690.493,17
Bz-7432	204,56	202,27	0,00	Circular Structure	1500,00	275.702,70	8.689.522,46
Bz-7431	203,87	201,78	0,00	Circular Structure	1500,00	275.616,43	8.689.567,54
Bz-7440	203,72	201,08	0,00	Circular Structure	1500,00	275.524,68	8.689.615,74
Bz-4480	202,33	200,88	0,00	Circular Structure	1500,00	271.454,41	8.690.419,59
Bz-7439	203,16	200,71	0,00	Circular Structure	1500,00	275.505,74	8.689.594,54
Bz-7438	202,59	200,01	0,00	Circular Structure	1500,00	275.454,37	8.689.535,99
Bz-4479	201,38	199,92	0,00	Circular Structure	1500,00	271.474,17	8.690.339,83
Bz-7437	202,01	199,31	0,00	Circular Structure	1500,00	275.403,96	8.689.478,20
Bz-7436	201,38	198,61	0,00	Circular Structure	1500,00	275.353,53	8.689.419,58
Bz-4615	200,61	198,34	0,00	Circular Structure	1500,00	271.489,42	8.690.281,28
Bz-7435	200,58	197,91	0,00	Circular Structure	1500,00	275.301,26	8.689.362,74
Bz-7434	200,10	197,21	0,00	Circular Structure	1500,00	275.253,05	8.689.303,68
Bz-4478	199,79	197,11	0,00	Circular Structure	1500,00	271.391,19	8.690.240,11
Bz-7433	199,26	196,51	0,00	Circular Structure	1500,00	275.202,13	8.689.243,49
Bz-6336	197,95	195,57	0,00	Circular Structure	1500,00	271.325,16	8.690.173,53
Bz-8599	197,92	195,11	0,00	Circular Structure	1500,00	274.991,19	8.688.974,59
Bz-8600	198,81	195,11	0,00	Circular Structure	1500,00	275.069,62	8.689.065,68
Bz-8598	197,65	194,68	0,00	Circular Structure	1500,00	274.954,15	8.688.931,30
Bz-6481	196,31	194,12	0,00	Circular Structure	1500,00	271.249,61	8.690.091,00
Bz-8489	196,84	193,82	0,00	Circular Structure	1500,00	274.874,22	8.688.840,37
Bz-8488	196,74	193,10	10,89	Circular Structure	1500,00	274.803,79	8.688.755,63
Bz-198056	194,40	192,69	14,19	Circular Structure	1500,00	270.504,73	8.689.592,50
Bz-6197	194,72	192,64	0,00	Circular Structure	1500,00	271.179,39	8.690.013,57
Bz-8486	195,59	192,19	0,00	Circular Structure	1500,00	274.902,11	8.688.673,66
Bz-8487	196,00	192,19	0,00	Circular Structure	1500,00	274.877,98	8.688.701,59
Bz-6196	194,53	192,08	0,00	Circular Structure	1500,00	271.147,62	8.690.038,86
Bz-8576	194,92	191,92	0,00	Circular Structure	1500,00	274.895,79	8.688.638,35
Bz-8575	193,65	191,40	0,00	Circular Structure	1500,00	274.848,06	8.688.571,76
Bz-302126	193,19	191,23	0,00	Circular Structure	1500,00	271.104,95	8.689.984,49
Bz-8574	192,70	190,77	0,00	Circular Structure	1500,00	274.791,46	8.688.493,01
Bz-198046	192,13	190,55	0,00	Circular Structure	1500,00	270.592,63	8.689.636,91
Bz-8573	192,07	190,23	0,00	Circular Structure	1500,00	274.734,03	8.688.416,90
Bz-7467	193,33	190,18	33,38	Circular Structure	1500,00	273.410,48	8.689.415,36
Bz-7469	193,00	189,92	0,00	Circular Structure	1500,00	273.383,65	8.689.386,38
Bz-7468	192,56	189,67	0,00	Circular Structure	1500,00	273.348,70	8.689.350,31
Bz-6362	193,02	189,65	4,61	Circular Structure	1500,00	271.061,28	8.689.927,61
Bz-195004	191,25	189,45	0,00	Circular Structure	1500,00	270.647,62	8.689.663,45
Bz-8572	191,47	189,41	0,00	Circular Structure	1500,00	274.674,95	8.688.342,11
Bz-7342	191,99	189,40	0,00	Circular Structure	1500,00	273.289,57	8.689.286,95
Bz-198055	190,90	189,39	6,52	Circular Structure	1500,00	270.681,08	8.689.680,26
Bz-195003	190,70	189,24	0,00	Circular Structure	1500,00	270.739,93	8.689.711,61
Bz-195002	190,83	189,16	0,00	Circular Structure	1500,00	270.771,93	8.689.729,59
Bz-6198	192,04	189,15	0,00	Circular Structure	1500,00	271.159,86	8.689.847,12
Bz-195001	190,90	189,04	0,00	Circular Structure	1500,00	270.828,50	8.689.759,95
Bz-195000	190,94	188,95	0,00	Circular Structure	1500,00	270.871,96	8.689.787,91
Bz-7470	191,42	188,93	0,00	Circular Structure	1500,00	273.221,44	8.689.213,67
Bz-194999	190,88	188,83	0,00	Circular Structure	1500,00	270.924,40	8.689.824,73
Bz-6738	191,05	188,83	0,00	Circular Structure	1500,00	273.169,63	8.689.157,93
Bz-194998	191,19	188,74	0,00	Circular Structure	1500,00	270.958,84	8.689.848,58
Bz-8571	191,00	188,70	0,00	Circular Structure	1500,00	274.618,14	8.688.270,27

“Ampliación y Mejoramiento del Colector Puente Piedra y Tratamiento de Aguas Servidas del Área del drenaje de la PTAR Puente Piedra”

Bz-8550	190,94	188,66	0,00	Circular Structure	1500,00	273.111,47	8.689.096,93
Bz-8549	190,60	188,60	0,00	Circular Structure	1500,00	273.060,34	8.689.041,97
Bz-6364	192,07	188,57	0,00	Circular Structure	1500,00	271.029,72	8.689.904,34
Bz-6480	192,40	188,51	0,00	Circular Structure	1500,00	271.048,97	8.689.875,80
Bz-8548	190,52	188,51	0,00	Circular Structure	1500,00	273.072,85	8.688.992,55
Bz-296036	190,71	188,42	0,00	Circular Structure	1500,00	273.083,08	8.688.930,45
Bz-6361	192,61	188,38	0,00	Circular Structure	1500,00	271.233,75	8.689.789,57
Bz-6479	192,09	188,37	0,00	Circular Structure	1500,00	271.081,65	8.689.832,05
Bz-6478	191,89	188,30	0,00	Circular Structure	1500,00	271.100,87	8.689.808,33
Bz-8547	190,70	188,27	0,00	Circular Structure	1500,00	273.065,74	8.688.904,67
Bz-6209	192,61	188,25	0,00	Circular Structure	1500,00	271.262,04	8.689.767,54
Bz-6477	191,76	188,17	0,00	Circular Structure	1500,00	271.120,09	8.689.789,72
Bz-6360	191,21	188,10	0,00	Circular Structure	1500,00	271.314,82	8.689.726,45
Bz-7665	191,69	188,08	0,00	Circular Structure	1500,00	271.138,44	8.689.775,20
Bz-7664	191,44	188,02	0,00	Circular Structure	1500,00	271.186,45	8.689.740,16
Bz-8546	190,45	187,98	0,00	Circular Structure	1500,00	273.027,69	8.688.862,62
Bz-7663	190,91	187,82	0,00	Circular Structure	1500,00	271.261,49	8.689.680,76
Bz-7988	190,87	187,80	0,00	Circular Structure	1500,00	271.349,30	8.689.699,85
Bz-6359	190,36	187,70	0,00	Circular Structure	1500,00	271.396,29	8.689.663,58
Bz-70650	190,15	187,69	0,00	Circular Structure	1500,00	274.551,93	8.688.187,27
Bz-6350	190,41	187,57	121,93	Circular Structure	1500,00	271.321,21	8.689.638,84
Bz-8002	190,45	187,50	15,33	Circular Structure	1500,00	271.822,38	8.689.739,32
Bz-6358	190,58	187,49	0,00	Circular Structure	1500,00	271.476,80	8.689.599,02
Bz-6342	190,37	187,34	0,00	Circular Structure	1500,00	271.780,21	8.689.709,96
Bz-6341	190,37	187,27	0,00	Circular Structure	1500,00	271.750,39	8.689.689,53
Bz-8545	190,20	187,19	0,00	Circular Structure	1500,00	272.974,98	8.688.796,88
Bz-7997	189,62	187,14	0,00	Circular Structure	1500,00	271.703,93	8.689.641,83
Bz-7996	189,35	187,09	0,00	Circular Structure	1500,00	271.686,29	8.689.623,75
Bz-295533	189,81	187,08	0,00	Circular Structure	1500,00	271.412,92	8.689.569,17
Bz-71105	189,29	186,95	0,00	Circular Structure	1500,00	274.640,40	8.688.113,87
Bz-6340	189,88	186,92	0,00	Circular Structure	1500,00	271.654,28	8.689.584,64
Bz-7993	189,82	186,89	0,00	Circular Structure	1500,00	271.621,64	8.689.562,20
Bz-6339	189,62	186,84	0,00	Circular Structure	1500,00	271.616,17	8.689.545,03
Bz-6357	189,48	186,74	0,00	Circular Structure	1500,00	271.579,36	8.689.532,13
Bz-6338	189,43	186,73	0,00	Circular Structure	1500,00	271.582,75	8.689.518,74
Bz-8544	189,81	186,71	0,00	Circular Structure	1500,00	272.941,88	8.688.757,96
Bz-6356	189,42	186,70	0,00	Circular Structure	1500,00	271.586,11	8.689.505,48
Bz-8099	189,59	186,63	0,00	Circular Structure	1500,00	271.502,33	8.689.496,83
Bz-6355	189,27	186,51	0,00	Circular Structure	1500,00	271.634,12	8.689.464,93
Bz-8543	189,45	186,31	0,00	Circular Structure	1500,00	272.916,07	8.688.720,77
Bz-71104	189,10	186,25	0,00	Circular Structure	1500,00	274.716,24	8.688.051,81
Bz-6354	189,97	186,13	0,00	Circular Structure	1500,00	271.713,59	8.689.395,91
Bz-8538	189,06	186,05	0,00	Circular Structure	1500,00	272.879,16	8.688.679,15
Bz-6737	188,55	185,95	0,00	Circular Structure	1500,00	272.862,78	8.688.660,53
Bz-6353	188,09	185,88	0,00	Circular Structure	1500,00	271.800,35	8.689.320,50
Bz-8537	188,50	185,65	0,00	Circular Structure	1500,00	272.853,83	8.688.663,36
Bz-6352	188,80	185,63	0,00	Circular Structure	1500,00	271.890,69	8.689.248,05
Bz-298399	189,32	185,62	0,00	Circular Structure	1500,00	274.797,19	8.687.987,82
Bz-302629	188,37	185,53	0,00	Circular Structure	1500,00	272.778,02	8.688.581,32
Bz-6349	189,28	185,52	44,31	Circular Structure	1500,00	271.598,01	8.689.423,98
Bz-8095	188,84	185,40	0,00	Circular Structure	1500,00	271.685,73	8.689.354,47
Bz-8054	188,00	185,37	0,00	Circular Structure	1500,00	272.779,73	8.688.569,26
Bz-7675	188,68	185,34	0,00	Circular Structure	1500,00	271.744,82	8.689.308,11
Bz-7673	188,49	185,30	0,00	Circular Structure	1500,00	271.815,04	8.689.254,32
Bz-7724	188,70	185,23	0,00	Circular Structure	1500,00	271.925,50	8.689.174,80
Bz-7726	188,72	185,11	8,66	Circular Structure	1500,00	272.086,98	8.689.090,41
Bz-8153	188,63	185,11	0,00	Circular Structure	1500,00	271.981,04	8.689.175,60
Bz-6740	188,34	185,07	0,00	Circular Structure	1500,00	272.855,47	8.688.507,08
Bz-7728	188,86	185,04	0,00	Circular Structure	1500,00	272.074,28	8.689.074,62
Bz-8133	188,62	185,04	0,00	Circular Structure	1500,00	271.992,47	8.689.123,63
Bz-71103	189,76	184,99	0,00	Circular Structure	1500,00	274.870,97	8.687.925,68
Bz-8154	188,91	184,88	0,00	Circular Structure	1500,00	272.067,13	8.689.065,93
Bz-8813	188,75	184,84	0,00	Circular Structure	1500,00	272.941,54	8.688.435,88
Bz-7723	188,33	184,67	0,00	Circular Structure	1500,00	272.148,75	8.688.991,64
Bz-8132	188,10	184,57	0,00	Circular Structure	1500,00	272.199,03	8.688.940,76
Bz-6739	188,64	184,57	0,00	Circular Structure	1500,00	272.996,38	8.688.394,01
Bz-335101	187,81	184,45	225,41	Circular Structure	1500,00	274.353,40	8.687.974,82
Bz-335103	187,46	184,36	0,00	Circular Structure	1500,00	274.313,18	8.687.928,49
Bz-71102	188,60	184,35	0,00	Circular Structure	1500,00	274.806,87	8.687.847,53
Bz-8131	188,34	184,34	0,00	Circular Structure	1500,00	272.301,72	8.688.841,00
Bz-8810	188,50	184,32	0,00	Circular Structure	1500,00	273.038,87	8.688.361,62
Bz-8134	187,47	184,23	6,34	Circular Structure	1500,00	272.396,25	8.688.743,86
Bz-8807	188,59	184,23	0,00	Circular Structure	1500,00	273.065,91	8.688.338,93
Bz-8136	187,55	184,18	0,00	Circular Structure	1500,00	272.405,75	8.688.753,05
Bz-8135	188,46	184,10	0,00	Circular Structure	1500,00	272.417,35	8.688.807,70
Bz-8130	188,45	184,07	5,79	Circular Structure	1500,00	272.429,75	8.688.806,39
Bz-6987	188,18	184,00	0,00	Circular Structure	1500,00	272.540,82	8.688.719,76
Bz-302140	188,36	183,99	0,00	Circular Structure	1500,00	273.147,79	8.688.273,40
Bz-8805	188,13	183,98	16,87	Circular Structure	1500,00	273.216,85	8.688.218,56
Bz-8129	188,54	183,69	0,00	Circular Structure	1500,00	272.657,86	8.688.625,60

“Ampliación y Mejoramiento del Colector Puente Piedra y Tratamiento de Aguas Servidas del Área del drenaje de la PTAR Puente Piedra”

Bz-71101	187,28	183,64	0,00	Circular Structure	1500,00	274.743,65	8.687.766,76
Bz-8804	188,13	183,64	0,00	Circular Structure	1500,00	273.205,13	8.688.201,72
Bz-8155	188,41	183,61	0,00	Circular Structure	1500,00	272.734,33	8.688.563,95
Bz-6753	188,48	183,51	0,00	Circular Structure	1500,00	272.820,43	8.688.496,89
Bz-71100	187,05	183,48	0,00	Circular Structure	1500,00	274.728,04	8.687.736,43
Bz-6754	188,56	183,39	0,00	Circular Structure	1500,00	272.914,71	8.688.419,77
Bz-302615	188,45	183,28	0,00	Circular Structure	1500,00	273.025,74	8.688.334,24
Bz-335104	186,93	183,25	0,00	Circular Structure	1500,00	274.431,36	8.687.835,25
Bz-6755	187,76	183,20	0,00	Circular Structure	1500,00	273.121,69	8.688.260,88
Bz-70438	188,20	183,11	0,00	Circular Structure	1500,00	273.200,25	8.688.194,72
Bz-335105	186,99	182,89	0,00	Circular Structure	1500,00	274.483,15	8.687.814,71
Bz-70444	187,70	182,88	0,00	Circular Structure	1500,00	273.298,75	8.688.118,71
Bz-70439	186,92	182,77	0,00	Circular Structure	1500,00	273.409,22	8.688.027,70
Bz-70440	187,15	182,75	47,63	Circular Structure	1500,00	273.420,12	8.688.026,83
Bz-71059	186,39	182,68	0,00	Circular Structure	1500,00	273.530,70	8.687.937,70
Bz-71099	186,93	182,68	0,00	Circular Structure	1500,00	274.723,33	8.687.709,58
Bz-70443	186,00	182,61	0,00	Circular Structure	1500,00	273.619,69	8.687.869,64
Bz-70442	185,52	182,48	0,00	Circular Structure	1500,00	273.684,25	8.687.818,31
Bz-335106	186,98	182,48	0,00	Circular Structure	1500,00	274.540,46	8.687.795,04
Bz-70441	185,51	182,45	0,00	Circular Structure	1500,00	273.710,32	8.687.797,54
Bz-297388	185,33	182,33	0,00	Circular Structure	1500,00	273.787,65	8.687.735,64
Bz-70448	184,92	182,14	0,00	Circular Structure	1500,00	273.837,37	8.687.694,33
Bz-71098	186,45	182,10	0,00	Circular Structure	1500,00	274.714,82	8.687.637,95
Bz-70449	184,92	182,07	0,00	Circular Structure	1500,00	273.841,60	8.687.685,87
Bz-71097	186,37	181,92	0,00	Circular Structure	1500,00	274.714,82	8.687.615,79
Bz-70450	184,72	181,86	0,00	Circular Structure	1500,00	273.902,75	8.687.626,81
Bz-335107	186,04	181,74	0,00	Circular Structure	1500,00	274.532,41	8.687.673,00
Bz-335108	185,90	181,60	0,00	Circular Structure	1500,00	274.501,79	8.687.672,08
Bz-70451	184,31	181,59	0,00	Circular Structure	1500,00	273.949,31	8.687.582,29
Bz-335109	185,83	181,51	0,00	Circular Structure	1500,00	274.457,15	8.687.669,19
Bz-335110	185,83	181,41	0,00	Circular Structure	1500,00	274.407,23	8.687.661,72
Bz-70434	183,86	181,30	0,00	Circular Structure	1500,00	274.011,72	8.687.529,64
Bz-335111	185,17	181,27	0,00	Circular Structure	1500,00	274.441,65	8.687.585,31
Bz-335112	184,97	181,17	0,00	Circular Structure	1500,00	274.468,08	8.687.540,30
Bz-70435	183,74	181,12	0,00	Circular Structure	1500,00	274.041,43	8.687.497,84
Bz-335113	184,43	180,93	0,00	Circular Structure	1500,00	274.525,95	8.687.446,25
Bz-71096	185,76	180,88	0,00	Circular Structure	1500,00	274.765,56	8.687.527,28
Bz-335114	183,75	180,69	0,00	Circular Structure	1500,00	274.432,03	8.687.382,15
Bz-70364	183,42	180,62	0,00	Circular Structure	1500,00	274.102,53	8.687.414,90
Bz-71095	184,63	180,50	0,00	Circular Structure	1500,00	274.661,31	8.687.456,68
Bz-335115	183,30	180,24	0,00	Circular Structure	1500,00	274.336,64	8.687.317,82
Bz-70363	182,89	180,17	0,00	Circular Structure	1500,00	274.131,20	8.687.372,98
Bz-70652	184,16	180,14	0,00	Circular Structure	1500,00	274.561,69	8.687.391,11
Bz-70362	182,66	179,93	0,00	Circular Structure	1500,00	274.201,71	8.687.265,01
Bz-335116	183,00	179,86	0,00	Circular Structure	1500,00	274.244,45	8.687.254,21
Bz-335117	182,60	179,69	0,00	Circular Structure	1500,00	274.261,65	8.687.219,14
Bz-70651	183,83	179,64	18,97	Circular Structure	1500,00	274.588,55	8.687.351,37
Bz-335118	182,48	179,45	0,00	Circular Structure	1500,00	274.300,22	8.687.160,24
Bz-70653	183,12	179,32	0,00	Circular Structure	1500,00	274.497,14	8.687.287,50
Bz-60361	182,35	179,14	0,00	Circular Structure	1500,00	274.281,07	8.687.139,19
Bz-335119	181,66	179,06	0,00	Circular Structure	1500,00	274.365,50	8.687.061,83
Bz-70654	182,72	178,99	0,00	Circular Structure	1500,00	274.551,79	8.687.202,69
Bz-59124	181,97	178,80	126,55	Circular Structure	1500,00	274.610,99	8.687.097,12
Bz-59125	181,93	178,66	0,00	Circular Structure	1500,00	274.618,19	8.687.108,25
Bz-335120	180,97	178,59	0,00	Circular Structure	1500,00	274.423,50	8.686.974,45
Bz-58532	181,65	178,34	0,00	Circular Structure	1500,00	274.559,44	8.687.070,60
Bz-60360	181,26	178,23	0,00	Circular Structure	1500,00	274.356,49	8.687.023,69
Bz-58541	181,43	178,20	0,00	Circular Structure	1500,00	274.516,86	8.687.035,44
Bz-335121	180,71	178,18	0,00	Circular Structure	1500,00	274.407,33	8.686.950,43
Bz-335122	180,36	177,99	0,00	Circular Structure	1500,00	274.436,39	8.686.902,15
Bz-58533	181,16	177,98	0,00	Circular Structure	1500,00	274.475,55	8.687.016,25
Bz-58537	180,91	177,79	0,00	Circular Structure	1500,00	274.421,49	8.686.981,23
Bz-60359	180,83	177,69	0,00	Circular Structure	1500,00	274.394,95	8.686.964,77
Bz-298828	180,90	177,64	0,00	Circular Structure	1500,00	274.448,39	8.686.940,27
Bz-58542	180,90	177,60	0,00	Circular Structure	1500,00	274.437,80	8.686.983,29
Bz-58540	180,91	177,59	0,00	Circular Structure	1500,00	274.432,24	8.686.979,43
Bz-58536	180,34	177,37	0,00	Circular Structure	1500,00	274.427,59	8.686.920,71
Bz-60177	180,32	177,23	0,00	Circular Structure	1500,00	274.436,32	8.686.897,80
Bz-58539	179,84	176,99	0,00	Circular Structure	1500,00	274.484,30	8.686.900,95
Bz-60354	179,82	176,77	14,76	Circular Structure	1500,00	274.248,24	8.686.958,20
Bz-58535	179,73	176,74	0,00	Circular Structure	1500,00	274.479,29	8.686.846,10
Bz-60178	179,83	176,71	0,00	Circular Structure	1500,00	274.480,77	8.686.831,86
Bz-58538	179,05	176,04	0,00	Circular Structure	1500,00	274.535,59	8.686.822,09
Bz-58534	178,70	175,90	0,00	Circular Structure	1500,00	274.521,19	8.686.787,31
Bz-300882	178,66	175,54	0,00	Circular Structure	1500,00	274.521,39	8.686.774,76
Bz-58527	177,50	175,40	0,00	Circular Structure	1500,00	274.577,99	8.686.720,05
Bz-58530	177,12	174,97	0,00	Circular Structure	1500,00	274.589,99	8.686.687,73
Bz-60353	177,62	174,76	0,00	Circular Structure	1500,00	274.348,84	8.686.859,10
Bz-60179	177,68	174,73	0,00	Circular Structure	1500,00	274.552,72	8.686.722,85
Bz-58529	177,04	174,69	0,00	Circular Structure	1500,00	274.580,79	8.686.683,31

“Ampliación y Mejoramiento del Colector Puente Piedra y Tratamiento de Aguas Servidas del Área del drenaje de la PTAR Puente Piedra”

Bz-60362	178,86	174,56	0,00	Circular Structure	1500,00	274.365,38	8.686.847,39
Bz-58531	176,76	173,75	0,00	Circular Structure	1500,00	274.566,07	8.686.676,24
Bz-60188	177,59	173,73	0,00	Circular Structure	1500,00	274.450,28	8.686.769,88
Bz-60187	176,82	173,49	111,05	Circular Structure	1500,00	274.506,42	8.686.710,94
Bz-60186	176,60	171,93	0,00	Circular Structure	1500,00	274.561,05	8.686.652,20
Bz-58504	175,29	171,77	0,00	Circular Structure	1500,00	274.570,52	8.686.613,64
Bz-60180	174,38	171,33	0,00	Circular Structure	1500,00	274.581,49	8.686.577,51
Bz-332802	173,63	170,28	132,63	Circular Structure	1500,00	276.144,62	8.685.604,11
Bz-333036	173,03	170,20	0,00	Circular Structure	1500,00	276.128,11	8.685.607,89
Bz-60185	173,25	170,20	0,00	Circular Structure	1500,00	274.574,73	8.686.504,86
Bz-60184	172,27	169,99	0,00	Circular Structure	1500,00	274.577,31	8.686.468,18
Bz-60181	172,32	169,92	0,00	Circular Structure	1500,00	274.589,70	8.686.456,29
Bz-332965	171,33	168,54	0,00	Circular Structure	1500,00	276.073,21	8.685.521,24
Bz-332548	170,60	167,90	0,00	Circular Structure	1500,00	276.053,50	8.685.487,51
Bz-60063	169,74	167,75	0,00	Circular Structure	1500,00	274.583,59	8.686.401,39
Bz-58543	167,99	166,18	2,58	Circular Structure	1500,00	274.586,05	8.686.293,37
Bz-332549	168,49	165,72	0,00	Circular Structure	1500,00	275.985,90	8.685.379,16
Bz-58544	166,67	165,17	0,00	Circular Structure	1500,00	274.586,62	8.686.225,71
Bz-49932	165,35	163,39	0,00	Circular Structure	1500,00	274.588,92	8.686.112,07
Bz-333127	166,16	163,34	0,00	Circular Structure	1500,00	275.908,37	8.685.252,03
Bz-63862	165,33	163,17	26,12	Circular Structure	1500,00	274.589,13	8.686.101,94
Bz-296847	164,85	162,93	0,00	Circular Structure	1500,00	274.591,28	8.686.035,13
Bz-63867	164,86	162,56	0,00	Circular Structure	1500,00	274.595,42	8.685.917,94
Bz-63866	164,66	162,52	0,00	Circular Structure	1500,00	274.578,70	8.685.907,41
Bz-63865	165,20	162,42	0,00	Circular Structure	1500,00	274.582,71	8.685.834,71
Bz-63864	166,86	162,26	0,00	Circular Structure	1500,00	274.588,51	8.685.729,55
Bz-332550	164,74	162,10	0,00	Circular Structure	1500,00	275.855,19	8.685.165,64
Bz-63863	167,88	161,99	0,00	Circular Structure	1500,00	274.595,35	8.685.605,50
Bz-50251	167,26	161,79	0,00	Circular Structure	1500,00	274.608,10	8.685.466,88
Bz-50483	166,47	161,58	0,00	Circular Structure	1500,00	274.617,56	8.685.335,81
Bz-50482	164,42	161,30	0,00	Circular Structure	1500,00	274.621,07	8.685.211,42
Bz-332888	164,06	161,28	0,00	Circular Structure	1500,00	275.824,77	8.685.117,88
Bz-332551	162,83	159,33	0,00	Circular Structure	1500,00	275.775,95	8.685.038,11
Bz-45548	161,69	158,66	0,00	Circular Structure	1500,00	274.628,28	8.685.056,29
Bz-332725	161,51	158,64	0,00	Circular Structure	1500,00	275.740,23	8.684.977,52
Bz-333037	160,50	158,02	0,00	Circular Structure	1500,00	275.711,79	8.684.928,95
Bz-332966	159,15	156,56	0,00	Circular Structure	1500,00	275.660,86	8.684.832,37
Bz-50039	157,46	155,67	95,95	Circular Structure	1500,00	274.176,72	8.685.246,10
Bz-64313	158,18	155,48	0,00	Circular Structure	1500,00	274.204,71	8.685.232,91
Bz-333038	158,01	155,45	0,00	Circular Structure	1500,00	275.624,08	8.684.767,58
Bz-46690	156,77	155,34	0,00	Circular Structure	1500,00	274.199,98	8.685.183,41
Bz-45556	159,14	155,10	0,00	Circular Structure	1500,00	274.634,62	8.684.924,67
Bz-46689	156,55	155,05	0,00	Circular Structure	1500,00	274.198,42	8.685.163,90
Bz-48320	157,18	154,99	0,00	Circular Structure	1500,00	274.229,12	8.685.148,81
Bz-46688	157,15	154,56	0,00	Circular Structure	1500,00	274.274,16	8.685.146,48
Bz-46421	155,83	154,44	0,00	Circular Structure	1500,00	274.304,93	8.685.082,65
Bz-46423	155,93	154,37	0,00	Circular Structure	1500,00	274.292,99	8.685.042,03
Bz-46422	155,64	154,24	10,36	Circular Structure	1500,00	274.284,35	8.684.997,47
Bz-332967	156,64	154,03	0,00	Circular Structure	1500,00	275.582,01	8.684.693,76
Bz-46570	157,30	153,91	0,00	Circular Structure	1500,00	274.673,08	8.684.926,44
Bz-301319	155,36	153,42	0,00	Circular Structure	1500,00	274.279,44	8.684.970,19
Bz-332889	155,76	153,04	0,00	Circular Structure	1500,00	275.548,41	8.684.633,03
Bz-46671	154,96	152,25	0,00	Circular Structure	1500,00	274.327,22	8.684.940,57
Bz-46569	154,86	152,24	0,00	Circular Structure	1500,00	274.712,71	8.684.924,42
Bz-48327	154,51	151,86	0,00	Circular Structure	1500,00	274.329,49	8.684.931,58
Bz-46672	154,63	151,58	0,00	Circular Structure	1500,00	274.369,85	8.684.912,90
Bz-332552	154,40	151,50	0,00	Circular Structure	1500,00	275.498,01	8.684.543,21
Bz-332553	153,84	151,21	0,00	Circular Structure	1500,00	275.476,31	8.684.505,37
Bz-48326	154,87	151,10	0,00	Circular Structure	1500,00	274.402,62	8.684.897,52
Bz-46670	155,12	150,80	0,00	Circular Structure	1500,00	274.453,15	8.684.878,26
Bz-46669	155,60	150,55	0,00	Circular Structure	1500,00	274.483,19	8.684.876,65
Bz-46737	153,45	150,37	0,00	Circular Structure	1500,00	274.719,09	8.684.818,26
Bz-332644	152,89	150,25	0,00	Circular Structure	1500,00	275.450,25	8.684.460,92
Bz-48325	152,79	150,16	0,00	Circular Structure	1500,00	274.506,24	8.684.841,56
Bz-48324	151,92	149,85	0,00	Circular Structure	1500,00	274.524,31	8.684.815,03
Bz-48323	151,07	149,56	0,00	Circular Structure	1500,00	274.542,95	8.684.782,74
Bz-48322	153,30	149,27	0,00	Circular Structure	1500,00	274.517,83	8.684.757,22
Bz-333128	151,62	148,79	0,00	Circular Structure	1500,00	275.406,86	8.684.382,61
Bz-48315	151,48	148,78	13,85	Circular Structure	1500,00	274.561,22	8.684.702,97
Bz-46738	151,02	148,68	0,00	Circular Structure	1500,00	274.720,90	8.684.769,42
Bz-48321	150,57	148,39	0,00	Circular Structure	1500,00	274.581,58	8.684.696,51
Bz-45555	150,71	148,21	0,00	Circular Structure	1500,00	274.607,92	8.684.702,88
Bz-46568	151,56	147,92	0,00	Circular Structure	1500,00	274.636,54	8.684.712,36
Bz-46845	150,03	147,82	0,00	Circular Structure	1500,00	274.723,94	8.684.720,18
Bz-39327	149,15	147,75	24,80	Circular Structure	1500,00	271.496,36	8.680.168,91
Bz-46567	151,29	147,58	0,00	Circular Structure	1500,00	274.661,48	8.684.739,77
Bz-298779	152,07	147,43	0,00	Circular Structure	1500,00	274.687,76	8.684.737,83
Bz-332890	150,22	147,23	0,00	Circular Structure	1500,00	275.357,51	8.684.295,43
Bz-46846	149,62	147,17	0,00	Circular Structure	1500,00	274.727,68	8.684.648,46
Bz-39331	148,58	147,09	0,00	Circular Structure	1500,00	271.539,68	8.680.185,00

“Ampliación y Mejoramiento del Colector Puente Piedra y Tratamiento de Aguas Servidas del Área del drenaje de la PTAR Puente Piedra”

Bz-46566	150,95	146,78	0,00	Circular Structure	1500,00	274.691,96	8.684.658,98
Bz-46847	148,41	146,36	33,57	Circular Structure	1500,00	274.733,19	8.684.545,46
Bz-332554	148,56	146,30	0,00	Circular Structure	1500,00	275.308,17	8.684.208,77
Bz-220069	148,31	146,24	0,00	Circular Structure	1500,00	271.590,77	8.680.203,91
Bz-46565	150,19	146,15	0,00	Circular Structure	1500,00	274.696,64	8.684.580,60
Bz-332645	148,39	146,05	0,00	Circular Structure	1500,00	275.290,04	8.684.175,97
Bz-46848	147,72	145,30	0,00	Circular Structure	1500,00	274.736,95	8.684.472,25
Bz-45554	148,69	145,20	0,00	Circular Structure	1500,00	274.701,88	8.684.497,79
Bz-46564	147,99	144,86	0,00	Circular Structure	1500,00	274.707,11	8.684.420,80
Bz-332726	147,27	144,65	0,00	Circular Structure	1500,00	275.248,37	8.684.103,07
Bz-45453	146,83	144,57	0,00	Circular Structure	1500,00	274.744,36	8.684.367,00
Bz-46563	147,60	144,21	0,00	Circular Structure	1500,00	274.713,13	8.684.337,01
Bz-333039	146,58	143,74	0,00	Circular Structure	1500,00	275.225,62	8.684.062,06
Bz-45456	145,66	143,61	0,00	Circular Structure	1500,00	274.765,82	8.684.285,25
Bz-46562	146,64	143,59	0,00	Circular Structure	1500,00	274.717,21	8.684.259,64
Bz-333129	145,47	143,00	0,00	Circular Structure	1500,00	275.189,90	8.683.998,69
Bz-52581	144,67	142,70	0,00	Circular Structure	1500,00	274.722,32	8.684.157,26
Bz-332646	144,41	142,16	0,00	Circular Structure	1500,00	275.147,30	8.683.924,21
Bz-52874	143,85	141,65	0,00	Circular Structure	1500,00	274.773,53	8.684.158,84
Bz-332891	143,58	141,34	0,00	Circular Structure	1500,00	275.121,24	8.683.877,78
Bz-52491	143,47	140,67	0,00	Circular Structure	1500,00	274.781,74	8.684.013,99
Bz-52495	142,44	139,58	0,00	Circular Structure	1500,00	274.785,92	8.683.909,75
Bz-332647	141,40	139,36	0,00	Circular Structure	1500,00	275.063,82	8.683.775,12
Bz-52373	140,08	138,03	9,12	Circular Structure	1500,00	274.794,58	8.683.762,23
Bz-332892	139,76	137,21	0,00	Circular Structure	1500,00	275.003,23	8.683.667,83
Bz-39326	138,97	136,94	0,00	Circular Structure	1500,00	271.614,98	8.680.135,02
Bz-332555	139,11	136,67	0,00	Circular Structure	1500,00	274.950,69	8.683.628,41
Bz-52379	138,60	136,59	0,00	Circular Structure	1500,00	274.797,71	8.683.667,14
Bz-332648	138,03	136,29	0,00	Circular Structure	1500,00	274.894,20	8.683.588,48
Bz-332556	137,53	135,61	0,00	Circular Structure	1500,00	274.859,83	8.683.566,89
Bz-332803	136,94	135,12	0,00	Circular Structure	1500,00	274.819,40	8.683.542,13
MH-11	136,78	134,90	5,15	Circular Structure	1500,00	274.803,02	8.683.536,54
Bz-52873	136,76	134,12	0,00	Circular Structure	1500,00	274.803,34	8.683.528,85
Bz-52872	135,87	132,48	0,00	Circular Structure	1500,00	274.815,54	8.683.383,02
Bz-52871	134,90	131,27	0,00	Circular Structure	1500,00	274.791,51	8.683.290,11
Bz-39323	133,10	131,02	0,00	Circular Structure	1500,00	271.640,10	8.680.066,87
Bz-43138	132,43	129,63	0,00	Circular Structure	1500,00	274.766,30	8.683.172,58
Bz-43147	131,82	129,02	0,00	Circular Structure	1500,00	274.745,00	8.683.172,44
Bz-43145	131,94	127,99	0,00	Circular Structure	1500,00	274.716,02	8.683.053,91
Bz-43146	131,47	127,80	0,00	Circular Structure	1500,00	274.710,86	8.683.020,66
Bz-43044	129,91	127,12	0,00	Circular Structure	1500,00	274.682,48	8.682.953,76
Bz-37878	128,34	126,38	0,00	Circular Structure	1500,00	271.660,60	8.680.011,86
Bz-43045	128,29	125,59	0,00	Circular Structure	1500,00	274.605,39	8.682.816,57
Bz-43022	128,47	125,47	0,00	Circular Structure	1500,00	274.573,11	8.682.824,46
Bz-49046	126,88	124,66	37,70	Circular Structure	1500,00	273.062,47	8.681.438,04
Bz-43023	126,91	124,49	0,00	Circular Structure	1500,00	274.515,02	8.682.742,90
Bz-43024	125,65	123,54	0,00	Circular Structure	1500,00	274.465,69	8.682.673,62
Bz-49045	125,34	123,28	0,00	Circular Structure	1500,00	273.096,44	8.681.389,66
Bz-301823	126,01	122,82	0,00	Circular Structure	1500,00	274.419,72	8.682.679,99
Bz-35780	123,71	121,85	0,00	Circular Structure	1500,00	271.681,10	8.679.958,39
Bz-43025	123,83	121,09	0,00	Circular Structure	1500,00	274.363,65	8.682.590,60
Bz-43026	121,63	118,82	0,00	Circular Structure	1500,00	274.308,58	8.682.502,82
Bz-334836	120,42	118,57	0,00	Circular Structure	1500,00	273.158,90	8.681.345,21
Bz-43027	121,51	118,28	0,00	Circular Structure	1500,00	274.257,47	8.682.421,34
Bz-43028	121,56	117,50	46,09	Circular Structure	1500,00	274.228,50	8.682.406,85
Bz-37546	119,36	117,29	0,00	Circular Structure	1500,00	271.701,29	8.679.906,20
Bz-43029	119,72	116,91	0,00	Circular Structure	1500,00	274.215,64	8.682.355,27
Bz-43030	119,32	116,55	0,00	Circular Structure	1500,00	274.184,96	8.682.283,76
Bz-49044	117,76	115,96	0,00	Circular Structure	1500,00	273.214,89	8.681.305,36
Bz-41772	118,14	115,01	0,00	Circular Structure	1500,00	274.142,18	8.682.192,07
Bz-300278	116,97	113,66	0,00	Circular Structure	1500,00	274.123,97	8.682.151,58
Bz-49043	115,23	113,34	0,00	Circular Structure	1500,00	273.270,04	8.681.265,09
Bz-39135	114,46	112,40	0,00	Circular Structure	1500,00	271.727,78	8.679.843,38
Bz-49042	113,54	111,40	0,00	Circular Structure	1500,00	273.332,98	8.681.210,15
Bz-41773	114,31	111,19	0,00	Circular Structure	1500,00	274.095,52	8.682.003,53
Bz-41774	113,99	110,75	0,00	Circular Structure	1500,00	274.093,38	8.681.970,61
Bz-41775	112,76	109,95	0,00	Circular Structure	1500,00	274.100,27	8.681.883,75
Bz-39979	111,15	109,32	0,00	Circular Structure	1500,00	273.371,58	8.681.175,92
Bz-41776	112,44	108,94	0,00	Circular Structure	1500,00	274.115,73	8.681.763,59
Bz-41777	112,04	108,68	0,00	Circular Structure	1500,00	274.119,59	8.681.721,45
Bz-37549	110,45	108,36	0,00	Circular Structure	1500,00	271.747,89	8.679.791,87
Bz-41778	109,54	106,52	0,00	Circular Structure	1500,00	274.052,04	8.681.620,28
Bz-39978	107,43	105,51	0,00	Circular Structure	1500,00	273.435,93	8.681.118,55
Bz-41779	107,89	104,98	0,00	Circular Structure	1500,00	274.013,13	8.681.544,49
Bz-334822	106,52	104,48	0,00	Circular Structure	1500,00	273.409,42	8.681.061,66
Bz-334823	106,31	104,28	0,00	Circular Structure	1500,00	273.395,67	8.681.028,63
Bz-37554	106,59	104,06	21,46	Circular Structure	1500,00	271.767,56	8.679.740,30
Bz-37553	106,40	103,78	0,00	Circular Structure	1500,00	271.773,53	8.679.738,48
Bz-41780	107,19	103,78	0,00	Circular Structure	1500,00	273.965,40	8.681.442,25
Bz-334824	106,59	103,65	0,00	Circular Structure	1500,00	273.350,17	8.680.976,64

“Ampliación y Mejoramiento del Colector Puente Piedra y Tratamiento de Aguas Servidas del Área del drenaje de la PTAR Puente Piedra”

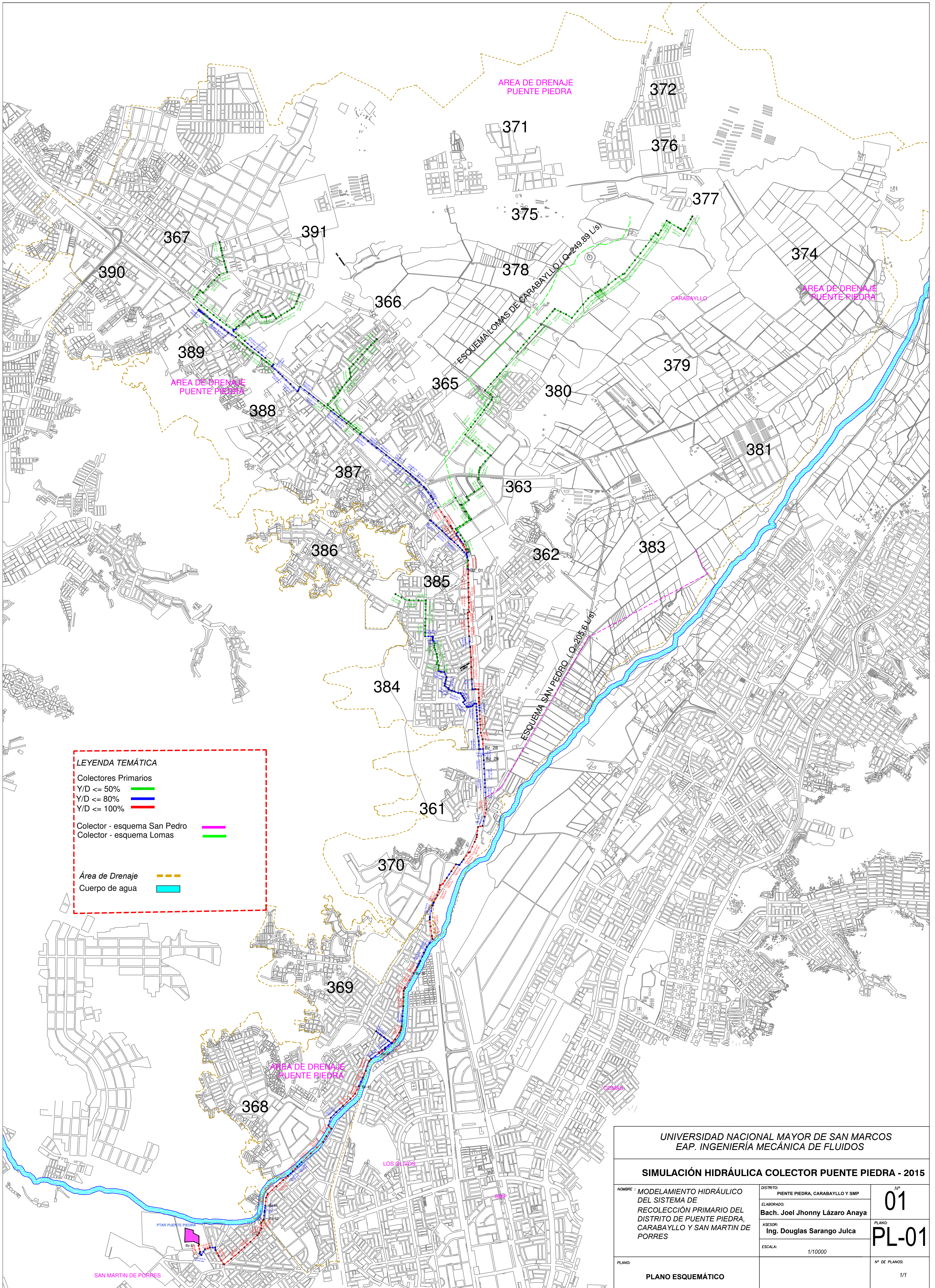
Bz-49020	105,64	102,69	0,00	Circular Structure	1500,00	273.947,96	8.681.406,07
Bz-49019	104,71	101,36	0,00	Circular Structure	1500,00	273.925,64	8.681.359,59
Bz-49018	103,48	100,52	0,00	Circular Structure	1500,00	273.880,58	8.681.282,62
Bz-334825	104,71	100,51	0,00	Circular Structure	1500,00	273.315,51	8.680.891,62
Bz-39813	101,86	98,96	10,55	Circular Structure	1500,00	273.769,70	8.681.096,62
Bz-297233	100,84	98,22	0,00	Circular Structure	1500,00	273.754,86	8.681.056,51
Bz-39138	99,46	97,61	0,00	Circular Structure	1500,00	271.865,13	8.679.668,75
Bz-39814	100,04	97,47	0,00	Circular Structure	1500,00	273.753,11	8.680.972,20
Bz-334835	101,27	97,26	0,00	Circular Structure	1500,00	273.331,37	8.680.881,43
Bz-39815	98,86	96,34	0,00	Circular Structure	1500,00	273.749,64	8.680.859,62
Bz-334834	97,49	95,21	0,00	Circular Structure	1500,00	273.350,85	8.680.866,74
Bz-39816	97,10	94,77	0,00	Circular Structure	1500,00	273.738,78	8.680.730,00
Bz-334833	96,57	94,19	0,00	Circular Structure	1500,00	273.416,37	8.680.816,22
Bz-334832	95,36	93,21	0,00	Circular Structure	1500,00	273.492,57	8.680.758,57
Bz-334831	94,88	93,11	0,00	Circular Structure	1500,00	273.578,14	8.680.694,92
Bz-39817	95,65	93,11	0,00	Circular Structure	1500,00	273.727,91	8.680.600,38
Bz-334830	94,89	93,09	0,00	Circular Structure	1500,00	273.586,08	8.680.688,68
Bz-39315	95,53	92,99	0,00	Circular Structure	1500,00	271.924,68	8.679.622,34
Bz-334829	95,26	92,79	0,00	Circular Structure	1500,00	273.679,81	8.680.621,99
Bz-334828	95,94	92,75	0,00	Circular Structure	1500,00	273.722,87	8.680.604,79
Bz-39818	95,18	92,55	0,00	Circular Structure	1500,00	273.716,74	8.680.554,80
Bz-334827	95,29	92,52	0,00	Circular Structure	1500,00	273.714,21	8.680.559,35
Bz-334826	94,65	92,40	0,00	Circular Structure	1500,00	273.694,43	8.680.523,38
Bz-39819	94,75	92,08	0,00	Circular Structure	1500,00	273.698,50	8.680.520,97
Bz-297718	92,46	90,95	28,96	Circular Structure	1500,00	273.402,58	8.680.537,25
Bz-39932	92,10	90,48	0,00	Circular Structure	1500,00	273.449,99	8.680.500,02
Bz-40059	93,38	90,48	0,00	Circular Structure	1500,00	273.644,40	8.680.434,69
Bz-39944	92,09	90,06	0,00	Circular Structure	1500,00	273.502,32	8.680.460,48
Bz-38064	92,74	90,00	0,00	Circular Structure	1500,00	273.607,75	8.680.391,33
Bz-40058	92,86	89,86	15,49	Circular Structure	1500,00	273.601,65	8.680.384,13
Bz-39943	92,18	89,64	0,00	Circular Structure	1500,00	273.548,64	8.680.425,18
Bz-39942	92,76	89,20	0,00	Circular Structure	1500,00	273.596,23	8.680.390,31
Bz-39319	90,47	89,13	0,00	Circular Structure	1500,00	272.016,10	8.679.550,97
Bz-39318	91,40	88,62	0,00	Circular Structure	1500,00	272.055,40	8.679.605,21
Bz-40057	91,22	88,50	0,00	Circular Structure	1500,00	273.540,86	8.680.335,46
Bz-39941	91,10	88,26	0,00	Circular Structure	1500,00	273.517,32	8.680.329,68
Bz-39940	89,59	87,40	0,00	Circular Structure	1500,00	273.435,52	8.680.267,27
Bz-39317	91,57	87,20	0,00	Circular Structure	1500,00	272.119,19	8.679.684,23
Bz-40056	89,63	86,97	0,00	Circular Structure	1500,00	273.439,61	8.680.256,48
Bz-39316	88,37	85,41	0,00	Circular Structure	1500,00	272.171,97	8.679.643,70
Bz-36117	88,24	85,38	0,00	Circular Structure	1500,00	273.333,80	8.680.181,51
Bz-36118	87,83	84,98	0,00	Circular Structure	1500,00	273.313,17	8.680.149,62
Bz-36119	86,36	83,57	0,00	Circular Structure	1500,00	273.270,58	8.680.028,66
Bz-35960	85,20	82,96	0,00	Circular Structure	1500,00	272.219,40	8.679.602,92
Bz-35959	84,73	82,52	0,00	Circular Structure	1500,00	272.246,85	8.679.627,44
Bz-36120	84,96	82,27	20,20	Circular Structure	1500,00	273.232,68	8.679.943,03
Bz-334796	83,95	81,53	0,00	Circular Structure	1500,00	272.272,69	8.679.639,14
Bz-36121	83,23	80,84	0,00	Circular Structure	1500,00	273.181,45	8.679.832,74
Bz-37657	83,20	80,61	0,00	Circular Structure	1500,00	272.303,69	8.679.637,30
Bz-36122	82,11	79,56	0,00	Circular Structure	1500,00	273.134,30	8.679.730,51
Bz-36123	80,93	78,51	12,16	Circular Structure	1500,00	273.073,66	8.679.667,19
Bz-37658	80,75	77,92	0,00	Circular Structure	1500,00	272.382,22	8.679.586,21
Bz-36124	79,27	76,93	0,00	Circular Structure	1500,00	272.978,10	8.679.578,35
Bz-37659	78,10	75,51	16,50	Circular Structure	1500,00	272.454,14	8.679.537,45
Bz-36229	77,00	75,40	0,00	Circular Structure	1500,00	272.888,60	8.679.496,27
Bz-36230	76,56	74,21	0,00	Circular Structure	1500,00	272.819,89	8.679.428,80
Bz-302296	75,74	74,11	0,00	Circular Structure	1500,00	272.560,46	8.679.471,75
Bz-37656	75,21	73,46	0,00	Circular Structure	1500,00	272.669,11	8.679.444,60
Bz-37655	75,58	73,25	0,00	Circular Structure	1500,00	272.736,01	8.679.427,83
Bz-334794	75,01	72,90	0,00	Circular Structure	1500,00	272.771,79	8.679.334,06
Bz-39228	75,13	72,80	0,00	Circular Structure	1500,00	272.782,87	8.679.332,40
Bz-39428	75,10	72,71	9,58	Circular Structure	1500,00	272.787,50	8.679.331,60
Bz-36231	74,75	71,94	0,00	Circular Structure	1500,00	272.823,81	8.679.288,16
Bz-211810	73,84	70,97	0,00	Circular Structure	1500,00	272.761,72	8.679.190,86
Bz-211811	72,93	70,08	0,00	Circular Structure	1500,00	272.718,78	8.679.119,26
Bz-211812	71,29	68,55	0,00	Circular Structure	1500,00	272.561,01	8.678.969,72
Bz-310632	69,38	66,63	0,00	Circular Structure	1500,00	272.444,10	8.678.856,67
Bz-211813	67,70	65,15	0,00	Circular Structure	1500,00	272.386,83	8.678.789,49
Bz-211814	66,59	64,06	0,00	Circular Structure	1500,00	272.332,39	8.678.739,13
Bz-311181	65,09	62,63	0,00	Circular Structure	1500,00	272.266,96	8.678.677,41
Bz-212126	63,75	60,70	0,00	Circular Structure	1500,00	272.207,35	8.678.621,96
Bz-212340	62,12	59,33	0,00	Circular Structure	1500,00	272.125,48	8.678.544,79
Bz-212339	60,67	58,24	16,39	Circular Structure	1500,00	272.003,34	8.678.427,98
Bz-212341	59,92	57,66	0,00	Circular Structure	1500,00	271.990,74	8.678.402,69
Bz-212342	58,31	56,23	0,00	Circular Structure	1500,00	271.980,14	8.678.300,97
Bz-212343	57,86	55,70	0,00	Circular Structure	1500,00	271.969,96	8.678.235,46
Bz-212344	57,80	55,10	92,48	Circular Structure	1500,00	271.968,43	8.678.219,19
Bz-214246	58,16	54,35	0,00	Circular Structure	1500,00	271.959,09	8.678.120,85
Bz-213826	58,27	54,28	0,00	Circular Structure	1500,00	271.934,74	8.678.067,58
Bz-214247	61,79	54,21	0,00	Circular Structure	1500,00	271.931,76	8.678.002,95

“Ampliación y Mejoramiento del Colector Puente Piedra y Tratamiento de Aguas Servidas del Área del drenaje de la PTAR Puente Piedra”

Bz-215056	63,36	54,12	0,00	Circular Structure	1500,00	271.905,56	8.677.947,58
Bz-214010	63,79	54,10	0,00	Circular Structure	1500,00	271.882,66	8.677.916,83
Bz-214009	61,87	53,98	0,00	Circular Structure	1500,00	271.789,51	8.677.833,60
Bz-214008	60,30	53,84	0,00	Circular Structure	1500,00	271.708,76	8.677.765,28
Bz-214007	59,04	53,72	0,00	Circular Structure	1500,00	271.635,44	8.677.701,64
Bz-305357	57,40	53,64	0,00	Circular Structure	1500,00	271.539,97	8.677.620,08
Bz-214006	56,54	53,39	0,00	Circular Structure	1500,00	271.446,13	8.677.547,10
Bz-214005	56,55	53,23	0,00	Circular Structure	1500,00	271.437,38	8.677.549,02
Bz-214004	56,52	52,90	0,00	Circular Structure	1500,00	271.379,82	8.677.656,24
Bz-305356	57,10	52,66	0,00	Circular Structure	1500,00	271.346,47	8.677.727,84
Bz-214003	56,61	52,31	0,00	Circular Structure	1500,00	271.342,30	8.677.763,04
Bz-214002	55,83	52,14	0,00	Circular Structure	1500,00	271.267,39	8.677.761,81
Bz-214001	55,36	51,95	0,00	Circular Structure	1500,00	271.206,13	8.677.742,54
Bz-214000	55,20	51,62	0,00	Circular Structure	1500,00	271.143,12	8.677.687,63
Bz-213999	54,79	51,37	0,00	Circular Structure	1500,00	271.135,46	8.677.688,66
Bz-305375	54,60	50,90	0,00	Circular Structure	1500,00	271.141,71	8.677.709,40
Bz-214205	51,95	49,24	0,00	Circular Structure	1500,00	271.122,81	8.677.788,09

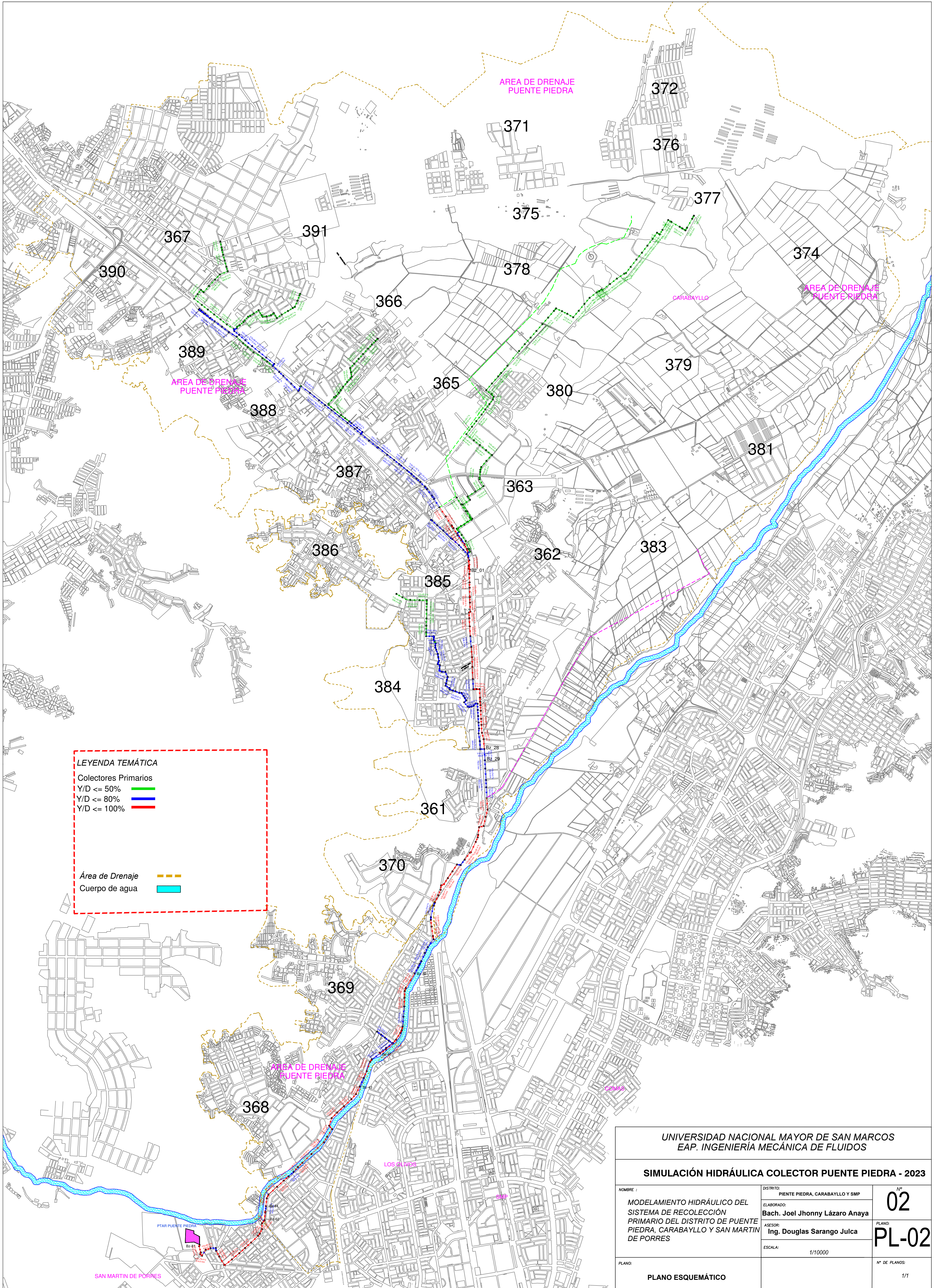
ANEXO N° 06

Planos de modelamiento 2015



ANEXO N° 07

Planos de modelamiento 2023



LEYENDA TEMÁTICA

Colectores Primarios

- Y/D <= 50% —
- Y/D <= 80% —
- Y/D <= 100% —

Área de Drenaje - - -

Cuerpo de agua —

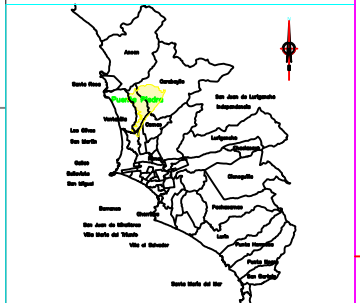
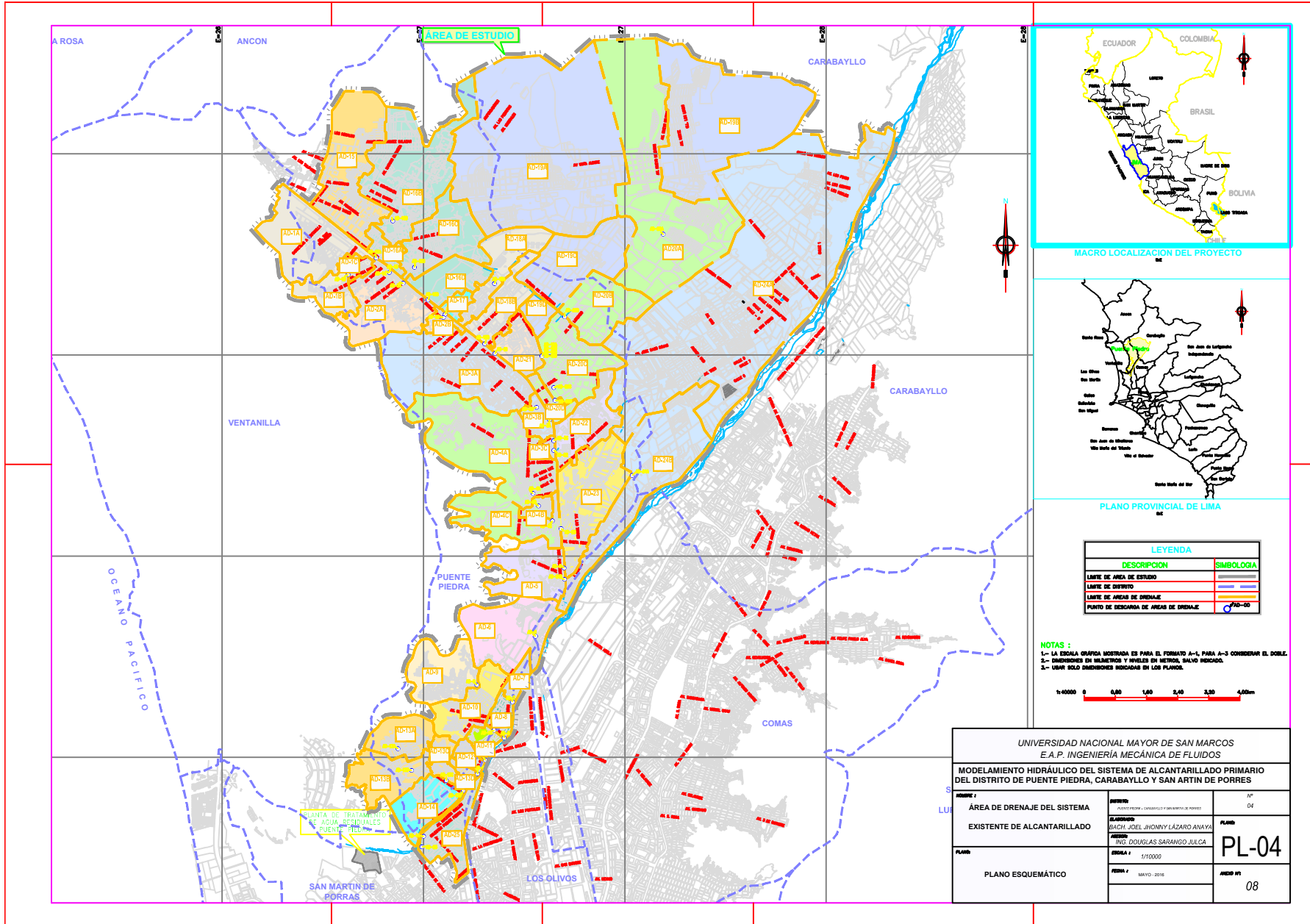
UNIVERSIDAD NACIONAL MAYOR DE SAN MARCOS
EAP. INGENIERÍA MECÁNICA DE FLUIDOS

SIMULACIÓN HIDRÁULICA COLECTOR PUENTE PIEDRA - 2023

NOMBRE:	DISTRITO:	Nº
MODELAMIENTO HIDRÁULICO DEL SISTEMA DE RECOLECCIÓN PRIMARIO DEL DISTRITO DE PUENTE PIEDRA, CARABAYLLO Y SAN MARTIN DE PORRES	PUENTE PIEDRA, CARABAYLLO Y SMP	02
ELABORADO:	ASESOR:	PLANO:
Bach. Joel Jhonny Lázaro Anaya	Ing. Douglas Sarango Julca	PL-02
ESCALA:	Nº DE PLANOS:	
1/10000	1/1	
PLANO:	PLANO ESQUEMÁTICO	

ANEXO N° 08

Plano de área de drenaje del sistema existente de alcantarillado



LEYENDA

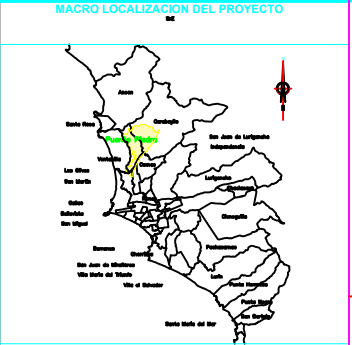
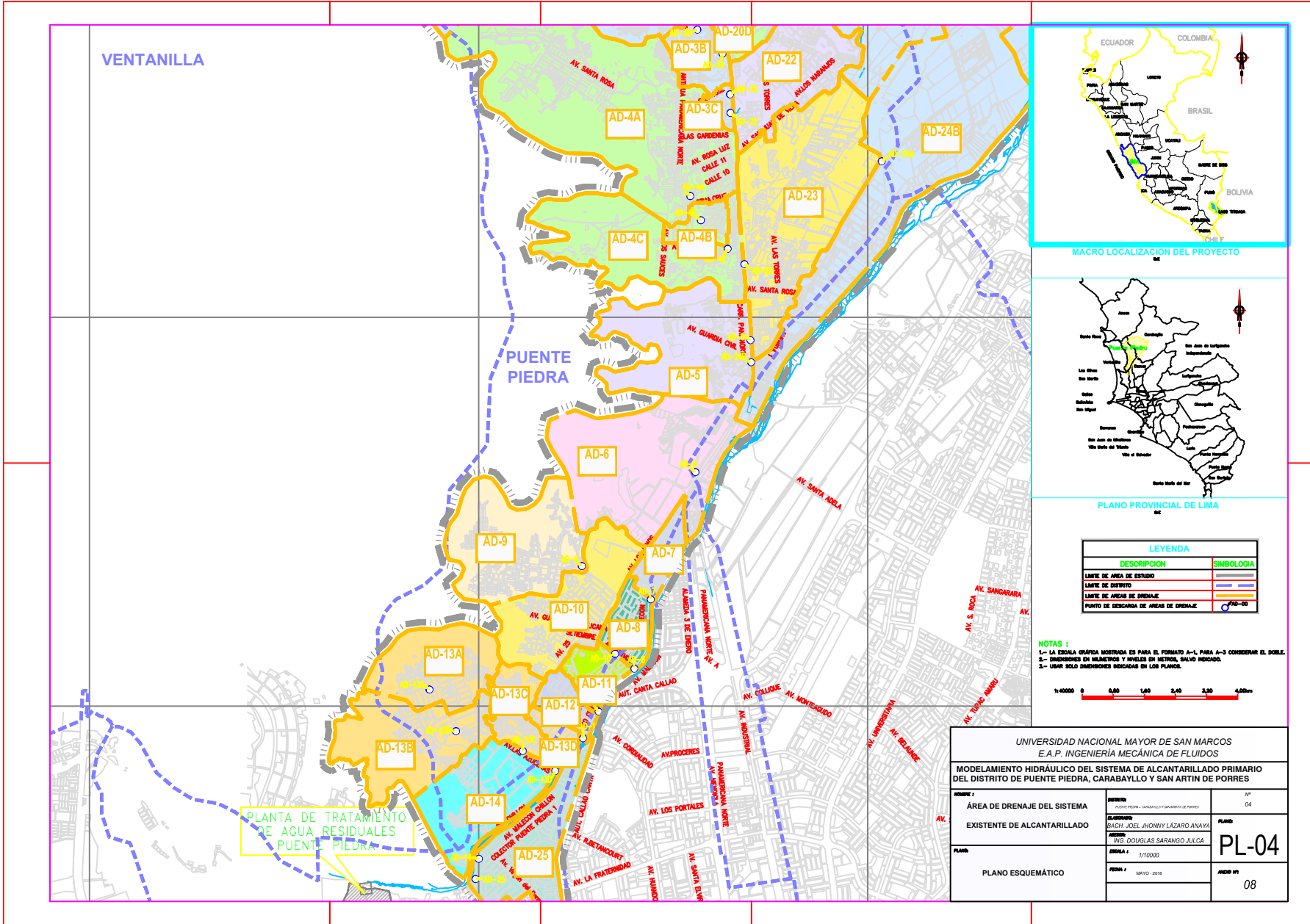
DESCRIPCION	SIMBOLOGIA
LIMITE DE AREA DE ESTUDIO	[Green dashed line]
LIMITE DE DISTRITO	[Blue dashed line]
LIMITE DE AREAS DE DRENAJE	[Red dashed line]
PUNTO DE DESCARGA DE AREAS DE DRENAJE	[Blue circle with 'AD-01']

NOTAS :

- 1.- LA ESCALA GRAFICA MOSTRADA ES PARA EL FORMATO A-1, PARA A-3 CONSERVAR EL DORBLE.
- 2.- DIMENSIONES EN MILIMETROS Y PULGAS EN METROS, SALVO INDICADO.
- 3.- USAR SOLO DIMENSIONES INDICADAS EN LOS PLANOS.

1:40000 0 0,80 1,60 2,40 3,20 4,00m

UNIVERSIDAD NACIONAL MAYOR DE SAN MARCOS E.A.P. INGENIERIA MECANICA DE FLUIDOS			
MODELAMIENTO HIDRAULICO DEL SISTEMA DE ALCANTARILLADO PRIMARIO DEL DISTRITO DE PUENTE PIEDRA, CARABAYLLO Y SAN MARTIN DE PORRES			
PROYECTO :	ALCANTARILLADO DE PUENTE PIEDRA, CARABAYLLO Y SAN MARTIN DE PORRES	ESCALA :	70"
AREA DE DRENAJE DEL SISTEMA EXISTENTE DE ALCANTARILLADO		ELABORADO POR :	ING. JOEL JHONNY LAZARO AMAYA
		REVISADO POR :	ING. DOUGLAS SARANGO JULCA
PLANO :	ESCALA 1 : 100000	PLANO :	PL-04
PLANO ESQUEMATICO	FECHA : MAYO - 2016	HOJA DE :	08



LEYENDA	
DESCRIPCION	SIMBOLOGIA
LIMITE DE AREA DE ESTUDIO	[Symbol: Dashed blue line]
LIMITE DE DISTRITO	[Symbol: Solid blue line]
LIMITE DE AREAS DE DRENAJE	[Symbol: Dashed orange line]
PUNTO DE DESCARGA DE AREAS DE DRENAJE	[Symbol: Blue circle with 'AD-00']

NOTAS :
 1.- LA ESCALA GRAFICA MOSTRADA ES PARA EL FORMATO A-1, PARA A-3 CONSERVAR EL DORBLE.
 2.- DIMENSIONES EN MILIMETROS Y PULGADAS EN METROS, SALVO INDICADO.
 3.- USAR SOLO DIMENSIONES BUSCADAS EN LOS PLANOS.

1:40000 0 0,80 1,60 2,40 3,20 4,00m

UNIVERSIDAD NACIONAL MAYOR DE SAN MARCOS E.A.P. INGENIERIA MECANICA DE FLUIDOS		
MODELAMIENTO HIDRAULICO DEL SISTEMA DE ALCANTARILLADO PRIMARIO DEL DISTRITO DE PUENTE PIEDRA, CARABAYLLO Y SAN ARTIN DE PORRES		
NOMBRE :	ESTUDIO :	FECHA :
ÁREA DE DRENAJE DEL SISTEMA	PLANTEAMIENTO HIDRAULICO DEL SISTEMA DE ALCANTARILLADO PRIMARIO	04
EXISTENTE DE ALCANTARILLADO	ELABORADO POR :	PLANO :
	ING. JOEL JHONY LAZARO AMAYA	PL-04
	ING. DOUGLAS SARANGO JULCA	
PLANO :	ESCALA :	FECHA :
PLANO ESQUEMATICO	1/10000	MAYO 2016
		HOJA Nº :
		08

